360iResearch

Book Printing & Packaging Services Market

Global Forecast 2026-2032

MRR-C251016C667B | October 2026

Great Place To Work. Certified FEB 2026-FEB 2027 INDIA

Table of Contents

1. Preface 8
   1.1. Objectives of the Study 8
   1.2. Market Definition 8
   1.3. Market Segmentation & Coverage 9
   1.4. Years Considered for the Study 28
   1.5. Currency Considered for the Study 29
   1.6. Language Considered for the Study 29
   1.7. Key Stakeholders 29
2. Research Methodology 31
   2.1. Introduction 31
   2.2. Research Design 31
      2.2.1. Primary Research 32
      2.2.2. Secondary Research 32
   2.3. Research Framework 32
      2.3.1. Qualitative Analysis 33
      2.3.2. Quantitative Analysis 33
   2.4. Market Size Estimation 34
      2.4.1. Top-Down Approach 34
      2.4.2. Bottom-Up Approach 34
   2.5. Data Triangulation 34
   2.6. Research Outcomes 35
   2.7. Research Assumptions 35
   2.8. Research Limitations 36
3. Executive Summary 37
   3.1. Introduction 37
   3.2. CXO Perspective 37
   3.3. New Revenue Opportunities 38
   3.4. Next-Generation Business Models 39
   3.5. Industry Roadmap 40
4. Market Overview 42
   4.1. Introduction 42
   4.2. Key Growth Contribution 45
   4.3. Industry Ecosystem & Value Chain Analysis 79
      4.3.1. Supply-Side Analysis 80
      4.3.2. Demand-Side Analysis 81
      4.3.3. Stakeholder Analysis 81
   4.4. Market Dynamics 82
      4.4.1. Key Drivers 83
         4.4.1.1. Backlist availability supports differentiated replenishment purchasing 83
         4.4.1.2. Creator-owned storefronts connect audience demand to production-linked fulfillment 83

4.4.1.3. Academic calendars create time-bound institutional commissioning requirements .83
4.4.2. Key Restraints 84
4.4.2.1. Wholesale returnability can preserve publisher exposure after order-triggered printing 84
4.4.2.2. Digital access creates a use-dependent alternative to physical commissioning 84
4.4.2.3. Children's-book classifications create format-specific market-access obligations 84
4.4.3. Key Opportunities 85
4.4.3.1. Title-specific replenishment accountability for continuing publications 85
4.4.3.2. Production-linked fulfillment for audience-owning creators 85
4.4.3.3. Separately commissioned packaging around established printing relationships 85
4.4.3.4. Rights-cleared territorial ordering access 85
4.4.4. Key Challenges 86
4.4.4.1. Customer-facing arrival promises can exceed the production provider's commitment 86
4.4.4.2. Multicomponent book-and-pack orders require explicit coordination accountability 86
4.4.4.3. Finished-book sourcing claims depend on the applicable certification arrangement 86
4.5. Porter’s Five Forces Analysis 87
4.6. PESTLE Analysis 88
4.7. Market Outlook 89
4.7.1. Near-Term Market Outlook (0-2 Years) 89
4.7.2. Medium-Term Market Outlook (3-5 Years) 90
4.7.3. Long-Term Market Outlook (5-10 Years) 91
4.8. Go-to-Market Strategy 92
5. Market Insights 94
5.1. Consumer Insights & End-User Perspective 94
5.2. Consumer Experience Benchmarking 94
5.3. Opportunity Mapping 95
5.4. Distribution Channel Analysis 97
5.5. Pricing Trend Analysis 98
5.6. Regulatory Compliance & Standards Framework 99
5.7. ESG & Sustainability Analysis 101
5.8. Disruption & Risk Scenarios 102
5.9. Return on Investment & Cost-Benefit Analysis 103
6. Cumulative Impact of Artificial Intelligence 2026 106
7. Book Printing & Packaging Services Market, by Service Offering 107
7.1. Book Printing 118
7.2. Bookbinding & Finishing 127
7.3. Production-Linked Fulfillment 136
7.4. Prepress Services 144
7.5. Book Packaging Production 152
7.6. Book Packing & Kitting 160
7.7. Print Production Management 168
8. Book Printing & Packaging Services Market, by Book Format 178
8.1. Paperback & Softcover Books 189
8.2. Hardcover Books 197

8.3. Board Books 205
8.4. Wire, Coil & Comb-Bound Books 213
8.5. Saddle-Stitched Booklets 221
8.6. Loose-Leaf Books 229
8.7. Textile Books 237
8.8. Bath Books 245
8.9. Accordion-Fold Books 253
8.10. Slide-Bound Books 261
8.11. Foam Books 269

9. Book Printing & Packaging Services Market, by Packaging Format 278
9.1. Boxes & Lidded Cases 289
9.2. Film & Paper Wraps 298
9.3. Slipcases 306
9.4. Envelopes, Wallets & Folders 314
9.5. Bags & Pouches 322
9.6. Seals & Strapping 330
9.7. Protective Inserts & Cushioning 338
9.8. Sleeves & Wraparound Bands 346
9.9. Blister & Clamshell Packs 354

10. Book Printing & Packaging Services Market, by Printing Technology 363
10.1. Offset Lithography 371
10.1.1. Web Offset Printing 380
10.1.2. Sheetfed Offset Printing 387
10.2. Digital Printing 394
10.2.1. Inkjet Printing 402
10.2.2. Electrophotographic Printing 410
10.2.3. Thermal Printing 417
10.3. Flexographic Printing 425
10.4. Silver-Halide Photographic Printing 433
10.5. Screen Printing 441
10.6. Braille Embossing 448
10.7. Gravure Printing 456
10.8. Letterpress Printing 464
10.9. Stencil Duplicator Printing 472

11. Book Printing & Packaging Services Market, by Publication Application 481
11.1. General-Interest Books 489
11.2. Educational & Training Books 497
11.2.1. School Textbooks & Workbooks 505
11.2.2. Higher Education Textbooks 514
11.2.3. Vocational & Continuing Education Books 522
11.3. Commemorative & Personal Books 529
11.3.1. Personal Photo & Memory Books 537
11.3.2. Yearbooks & Organizational Commemoratives 545

11.4. Scholarly & Professional Books 553
11.4.1. Professional & Technical Reference Books 561
11.4.2. Scholarly Research Books 569
11.5. Religious & Devotional Books 577
11.6. Art & Photography Books 585
11.7. Activity & Puzzle Books 593
11.8. Institutional & Corporate Books 601
11.9. Music Books & Scores 609
12. Book Printing & Packaging Services Market, by Buyer Type 618
12.1. Publishing Organizations 627
12.2. Print & Production Service Providers 635
12.3. Private Individuals & Households 643
12.4. Government & Intergovernmental Bodies 651
12.5. Educational & Research Institutions 659
12.6. Self-Publishing Authors & Creators 667
12.7. Corporate & Commercial Buyers 674
12.8. Nonprofit & Membership Organizations 682
13. Book Printing & Packaging Services Market, by Production Model 691
13.1. Planned Stock Production 697
13.2. Stock Replenishment 705
13.3. Print-on-Demand 713
14. Book Printing & Packaging Services Market, by Fulfillment Model 723
14.1. Consolidated Handoff 729
14.2. Distribution-List Delivery 737
14.3. Order-Level Fulfillment 745
15. Book Printing & Packaging Services Market, by Procurement Channel 754
15.1. Direct Provider Contracting 760
15.2. Intermediary-Led Contracting 769
16. Book Printing & Packaging Services Market, by Print Run Length 778
16.1. Long Runs 785
16.2. Medium Runs 793
16.3. Short Runs 801
16.4. Single-Copy Runs 809
17. Book Printing & Packaging Services Market, by Interior Color 818
17.1. Black-and-White Interiors 826
17.2. Full-Color Interiors 834
17.3. Spot-Color Interiors 843
18. Book Printing & Packaging Services Market, by Region 852
18.1. Asia-Pacific 861
18.2. Europe 902
18.3. North America 942
18.4. Latin America 981

18.5. Middle East 1020
18.6. Africa 1060
19. Book Printing & Packaging Services Market, by Group 1100
19.1. NATO 1107
19.2. G7 1148
19.3. BRICS 1187
19.4. European Union 1227
19.5. ASEAN 1267
19.6. GCC 1306
20. Book Printing & Packaging Services Market, by Country 1346
20.1. United States 1355
20.2. China 1394
20.3. India 1433
20.4. Germany 1472
20.5. South Korea 1511
20.6. Japan 1550
20.7. United Kingdom 1589
20.8. France 1628
20.9. Italy 1667
20.10. Spain 1706
20.11. Russia 1745
20.12. Australia 1784
20.13. Brazil 1823
20.14. Canada 1862
20.15. Mexico 1901
21. Competitive Landscape 1940
21.1. Market Share Analysis, 2025 1940
21.2. Market Concentration Analysis, 2025 1947
21.3. Recent Developments & Impact Analysis, 2025 1949
21.4. Product Portfolio Analysis, 2025 1951
21.5. Benchmarking Analysis, 2025 1961
22. Company Profiles 1968
22.1. Lakeside Book Company 1968
22.2. Ingram Content Group 1968
22.3. Friesens Corporation 1969
22.4. CPI Print 1970
22.5. Leo Paper Group 1972
22.6. Markono Print Media Pte Ltd 1972
22.7. Lulu 1973
22.8. Amazon 1974
22.9. Posigraf 1975
22.10. Blurb 1975

22.11. Acutrack 1976
22.12. e7 Group 1977
22.13. Caxton and CTP Publishers and Printers Limited 1978
22.14. Imago Group 1979
22.15. Cloudprinter.com 1980
22.16. Showcase Creative 1981
22.17. District Photo 1981
22.18. Jostens, Inc. 1982
22.19. Bubu 1984
23. Companies Covered 1986
24. Key Experts 2019

1. Preface

1.1. Objectives of the Study

- Which providers have documented offerings in the accepted book-production and book-associated packaging services, and which act as integrated contractors, specialists, or intermediaries?
- What qualification, content-permission, onboarding, contractual-assurance, and delivery requirements must a provider satisfy for the relevant buyer and commissioned book format?
- How do Direct Provider Contracting and Intermediary-Led Contracting allocate purchasing authority, subcontracting visibility, accountability, and the conditions for changing providers?
- Which combinations of Service Offering, Book Format, Packaging Format, Printing Technology, and Interior Color are supported by documented capabilities rather than inferred from general company participation?
- How do Print-on-Demand, Stock Replenishment, and Planned Stock Production interact with fulfillment obligations, inventory exposure, scheduling flexibility, and service continuity?
- Which jurisdiction-specific purchasing, trade, accessibility, product-safety, or environmental conditions, where applicable, affect access for the accepted book and packaging categories?
- What evidence is needed to compare competing service arrangements and switching alternatives without treating category inclusion, an advertised offering, or a broader corporate portfolio as proof of buyer suitability?

1.2. Market Definition

Book Printing & Packaging Services covers commercially supplied services for physical books and their associated packaging across the Global market. The included activities are Prepress Services, Book Printing, Bookbinding & Finishing, Book Packaging Production, Book Packing & Kitting, Production-Linked Fulfillment, and Print Production Management. These services are included whether commissioned separately or supplied through an integrated arrangement.

The scope includes every accepted book format, including non-paper formats, and every accepted packaging and printing category. Buyers include publishing organizations, authors and creators, institutions, public bodies, commercial and nonprofit organizations, households, and production-service businesses commissioning work from other providers. The commercial relationship, rather than ownership of a printing facility, determines the relevant buyer, contractor, and service responsibilities.

Book-associated packaging and production-linked fulfillment remain included when supplied by a different party from the book printer. Standalone equipment and raw-material sales, content rights and royalties, electronic publications, book resale, unrelated packaging, and

logistics unrelated to the included production relationship are adjacent activities rather than additional services within this definition. Their relevance is limited to explaining supply relationships, buyer choices, or access conditions affecting the included services.

1.3. Market Segmentation & Coverage

Service Offering distinguishes the commissioned responsibilities: Prepress Services; Book Printing; Bookbinding & Finishing; Book Packaging Production; Book Packing & Kitting; Production-Linked Fulfillment; and Print Production Management. This axis supports comparison of specialist and integrated arrangements without assuming that every provider supplies the complete service chain.

Book Format includes Hardcover Books; Paperback & Softcover Books; Board Books; Wire, Coil & Comb-Bound Books; Loose-Leaf Books; Saddle-Stitched Booklets; Slide-Bound Books; Accordion-Fold Books; Textile Books; Bath Books; and Foam Books. These are affirmative coverage categories for assessing commercial capability and buyer fit, not claims that the formats are interchangeable.

Packaging Format includes Slipcases; Boxes & Lidded Cases; Sleeves & Wraparound Bands; Envelopes, Wallets & Folders; Bags & Pouches; Film & Paper Wraps; Blister & Clamshell Packs; Protective Inserts & Cushioning; and Seals & Strapping. The axis concerns these formats in their book-associated commercial role, including separately commissioned packaging.

Printing Technology includes Offset Lithography, comprising Sheetfed Offset Printing and Web Offset Printing; Digital Printing, comprising Inkjet Printing, Electrophotographic Printing, and Thermal Printing; Gravure Printing; Flexographic Printing; Screen Printing; Letterpress Printing; Stencil Duplicator Printing; Silver-Halide Photographic Printing; and Braille Embossing. Technology classification identifies the relevant offering category without establishing universal supplier capability or equivalence between categories.

Publication Application includes General-Interest Books; Educational & Training Books, comprising School Textbooks & Workbooks, Higher Education Textbooks, and Vocational & Continuing Education Books; Scholarly & Professional Books, comprising Scholarly Research Books and Professional & Technical Reference Books; Religious & Devotional Books; Art & Photography Books; Activity & Puzzle Books; Music Books & Scores; Commemorative & Personal Books, comprising Yearbooks & Organizational Commemoratives and Personal Photo & Memory Books; and Institutional & Corporate Books. This axis distinguishes the purpose of the commissioned publication from the identity of its buyer.

Buyer Type includes Publishing Organizations; Self-Publishing Authors & Creators; Educational & Research Institutions; Government & Intergovernmental Bodies; Corporate & Commercial Buyers; Nonprofit & Membership Organizations; Private Individuals & Households; and Print & Production Service Providers. The classification concerns the commissioning party, including a production provider purchasing another provider's services.

Production Model distinguishes Print-on-Demand, Stock Replenishment, and Planned Stock Production. Its commercial purpose is to frame commissioning logic and inventory responsibility separately from the technology used.

Fulfillment Model distinguishes Consolidated Handoff, Distribution-List Delivery, and Order-Level Fulfillment. This axis identifies the agreed delivery responsibility associated with the production relationship rather than assuming that printing and fulfillment have the same contracting party.

Procurement Channel distinguishes Direct Provider Contracting and Intermediary-Led Contracting. It supports examination of purchasing authority, coordination, and accountability without determining which party performs each included service.

Print Run Length includes Single-Copy Runs, Short Runs, Medium Runs, and Long Runs. These accepted labels provide a commercial classification for comparing requirements; they do not independently establish the appropriate technology or supplier.

Interior Color distinguishes Black-and-White Interiors, Spot-Color Interiors, and Full-Color Interiors. It describes an attribute of the commissioned book separately from its application, format, and procurement arrangement. All segmentation axes are independent analytical lenses and must not be added together as separate opportunities.

Table 1. Global Book Printing & Packaging Services Market Segmentation & Coverage

Segmentation	Coverage
Book Format	• Paperback & Softcover Books • Hardcover Books • Board Books • Wire, Coil & Comb-Bound Books • Saddle-Stitched Booklets • Loose-Leaf Books • Textile Books • Bath Books • Accordion-Fold Books • Slide-Bound Books • Foam Books
Buyer Type	• Publishing Organizations • Print & Production Service Providers • Private Individuals & Households • Government & Intergovernmental Bodies • Educational & Research Institutions • Self-Publishing Authors & Creators • Corporate & Commercial Buyers • Nonprofit & Membership Organizations
Fulfillment Model	• Consolidated Handoff • Distribution-List Delivery • Order-Level Fulfillment
Interior Color	• Black-and-White Interiors • Full-Color Interiors • Spot-Color Interiors

Table 1 - continued

Segmentation	Coverage
Packaging Format	• Boxes & Lidded Cases • Film & Paper Wraps • Slipcases • Envelopes, Wallets & Folders • Bags & Pouches • Seals & Strapping • Protective Inserts & Cushioning • Sleeves & Wraparound Bands • Blister & Clamshell Packs
Print Run Length	• Long Runs • Medium Runs • Short Runs • Single-Copy Runs

Printing Technology	• Offset Lithography
	  o Web Offset Printing
	  o Sheetfed Offset Printing
	• Digital Printing
	  o Inkjet Printing
	  o Electrophotographic Printing
	  o Thermal Printing
	• Flexographic Printing
	• Silver-Halide Photographic Printing
	• Screen Printing
	• Braille Embossing
	• Gravure Printing
	• Letterpress Printing
	• Stencil Duplicator Printing

Procurement Channel	• Direct Provider Contracting • Intermediary-Led Contracting

Table 1 - continued

Segmentation	Coverage
Production Model	• Planned Stock Production • Stock Replenishment • Print-on-Demand

Publication Application	• General-Interest Books
	• Educational & Training Books
	  o School Textbooks & Workbooks
	  o Higher Education Textbooks
	  o Vocational & Continuing Education Books
	• Commemorative & Personal Books
	  o Personal Photo & Memory Books
	  o Yearbooks & Organizational Commemoratives
	• Scholarly & Professional Books
	  o Professional & Technical Reference Books
	  o Scholarly Research Books
	• Religious & Devotional Books
	• Art & Photography Books
	• Activity & Puzzle Books
	• Institutional & Corporate Books
	• Music Books & Scores

Service Offering	• Book Printing • Bookbinding & Finishing • Production-Linked Fulfillment • Prepress Services • Book Packaging Production • Book Packing & Kitting • Print Production Management

Sources & Evidence

1. 2022 North American Industry Classification System - United States

- Taxonomy evidence: NAICS xx.xx distinguishes book printing or combined printing-and-binding without publishing from publishing and separately performed binding. This is an activity crosswalk, not the composite market's complete scope.
([census.gov](https://www.census.gov/naics/reference_files_tools/2022_NAICS_Manual.pdf))
- Taxonomy evidence: Books printing, integrated printing-and-binding, and trade binding are distinguished from publishing and from one another.
([census.gov](https://www.census.gov/naics/reference_files_tools/2022_NAICS_Manual.pdf))
- Taxonomy evidence: Book and pamphlet printing, including integrated printing-and-binding, is explicitly recognized. ([census.gov](https://www.census.gov/naics/reference_files_tools/2022_NAICS_Manual.pdf))
- Taxonomy evidence: The support-activities class recognizes production preparation services.
([census.gov](https://www.census.gov/naics/reference_files_tools/2022_NAICS_Manual.pdf))
- Taxonomy evidence: Separately performed bookbinding and postpress services are distinguished from integrated book printing.
([census.gov](https://www.census.gov/naics/reference_files_tools/2022_NAICS_Manual.pdf))
- Taxonomy evidence: Printing brokers are classified separately from performing book-printing establishments, supporting a relationship-based channel distinction.
([census.gov](https://www.census.gov/naics/reference_files_tools/2022_NAICS_Manual.pdf))
- Taxonomy evidence: The 2022 classification separately identifies book printing and printing brokers, supplying an official activity distinction between performing production and intermediating its procurement.
([census.gov](https://www.census.gov/naics/reference_files_tools/2022_NAICS_Manual.pdf))
- Taxonomy evidence: The index explicitly recognizes printing brokers; this establishes an intermediary activity, not a share or particular platform's role.
([census.gov](https://www.census.gov/naics/reference_files_tools/2022_NAICS_Manual.pdf))
- Taxonomy evidence: Printing brokers are separately indexed under support-service activity rather than book-printing manufacturing. This supports a distinct intermediary role, not a market-share estimate.
([census.gov](https://www.census.gov/naics/reference_files_tools/2022_NAICS_Manual.pdf))
- Taxonomy evidence: Performing book-printing establishments constitute a distinct production activity from brokerage. ([census.gov](https://www.census.gov/naics/reference_files_tools/2022_NAICS_Manual.pdf))
- Taxonomy evidence: The index assigns printing books without publishing, and printing and binding books without publishing, to book-printing activity.
([census.gov](https://www.census.gov/naics/reference_files_tools/2022_NAICS_Manual.pdf))
- Taxonomy evidence: The manual distinguishes book publishers from independent authors acting as their own publishers. This supports purchaser-role identity, not verified printing expenditures.
([census.gov](https://www.census.gov/naics/reference_files_tools/2022_NAICS_Manual.pdf))
- Taxonomy evidence: NAICS separately identifies book publishers, printing without publishing, institutional issuers, and independent authors acting as their own publishers.
([census.gov](https://www.census.gov/naics/reference_files_tools/2022_NAICS_Manual.pdf))
- Taxonomy evidence: The printing subsector recognizes lithographic, gravure, screen, flexographic, digital, and letterpress families independently of product purpose.
([census.gov](https://www.census.gov/naics/reference_files_tools/2022_NAICS_Manual.pdf))
- Taxonomy evidence: Screen printing is a separate recognized printing family; this broad classification does not quantify its book-specific activity.
([census.gov](https://www.census.gov/naics/reference_files_tools/2022_NAICS_Manual.pdf))
- Taxonomy evidence: Letterpress is separately recognized rather than subsumed under flexography.
([census.gov](https://www.census.gov/naics/reference_files_tools/2022_NAICS_Manual.pdf))
- Taxonomy evidence: Book publishers undertake the design, editing, and marketing activities associated with producing and distributing books; music publishing is separately recognized.
([census.gov](https://www.census.gov/naics/reference_files_tools/2022_NAICS_Manual.pdf))
- Taxonomy evidence: Independent authors acting as their own publishers are explicitly distinguished from book-publishing establishments.
([census.gov](https://www.census.gov/naics/reference_files_tools/2022_NAICS_Manual.pdf))
- Taxonomy evidence: Schools and universities issuing books outside a dedicated publishing business retain their primary institutional classification.
([census.gov](https://www.census.gov/naics/reference_files_tools/2022_NAICS_Manual.pdf))
- Taxonomy evidence: Trade associations and social-welfare organizations issuing books are distinguished from dedicated book publishers.
([census.gov](https://www.census.gov/naics/reference_files_tools/2022_NAICS_Manual.pdf))

2. U.S. Census Bureau - 2022 Economic Census, Books Printing Questionnaire MC-32312

- Taxonomy evidence: The official production questionnaire separates textbooks, technical/scientific/professional books, religious books, and general books. It supplies category recognition rather than current global quantities. ([bhs.econ.census.gov](https://bhs.econ.census.gov/ombpdfs2022/export/2022_MC-32312_su.pdf))
- Taxonomy evidence: The official printing schedule distinguishes textbook, technical/scientific/professional, religious, and general-book production, supporting purpose-related commercial distinctions. ([bhs.econ.census.gov](https://bhs.econ.census.gov/ombpdfs2022/export/2022_MC-32312_su.pdf))
- Taxonomy evidence: The general-book line includes trade books for adults and juveniles. ([bhs.econ.census.gov](https://bhs.econ.census.gov/ombpdfs2022/export/2022_MC-32312_su.pdf))
- Taxonomy evidence: General-book printing includes trade books for adult and juvenile audiences. ([bhs.econ.census.gov](https://bhs.econ.census.gov/ombpdfs2022/export/2022_MC-32312_su.pdf))
- Taxonomy evidence: The textbook line includes teacher editions and workbooks. ([bhs.econ.census.gov](https://bhs.econ.census.gov/ombpdfs2022/export/2022_MC-32312_su.pdf))
- Taxonomy evidence: Textbook production expressly includes teacher editions and workbooks. ([bhs.econ.census.gov](https://bhs.econ.census.gov/ombpdfs2022/export/2022_MC-32312_su.pdf))
- Taxonomy evidence: Technical, scientific, and professional book production is separately identified. ([bhs.econ.census.gov](https://bhs.econ.census.gov/ombpdfs2022/export/2022_MC-32312_su.pdf))
- Taxonomy evidence: Religious-book production has a separate product line. ([bhs.econ.census.gov](https://bhs.econ.census.gov/ombpdfs2022/export/2022_MC-32312_su.pdf))
- Taxonomy evidence: Religious-book printing and binding is separately identified. ([bhs.econ.census.gov](https://bhs.econ.census.gov/ombpdfs2022/export/2022_MC-32312_su.pdf))
- Taxonomy evidence: Coloring books are included in recognized book-printing output. ([bhs.econ.census.gov](https://bhs.econ.census.gov/ombpdfs2022/export/2022_MC-32312_su.pdf))
- Taxonomy evidence: The general-book product line expressly includes coloring books. ([bhs.econ.census.gov](https://bhs.econ.census.gov/ombpdfs2022/export/2022_MC-32312_su.pdf))
- Taxonomy evidence: Music books are recognized within book-printing output. ([bhs.econ.census.gov](https://bhs.econ.census.gov/ombpdfs2022/export/2022_MC-32312_su.pdf))
- Taxonomy evidence: The schedule recognizes music books within book-printing output. ([bhs.econ.census.gov](https://bhs.econ.census.gov/ombpdfs2022/export/2022_MC-32312_su.pdf))
- Taxonomy evidence: Contract-work expenses and binding of material printed elsewhere establish trade-production relationships, without isolating their book-only purchaser mix. ([bhs.econ.census.gov](https://bhs.econ.census.gov/ombpdfs2022/export/2022_MC-32312_su.pdf))
- Taxonomy evidence: The questionnaire records outsourced production expenses and bookbinding of material printed elsewhere, supporting a trade-purchasing role without establishing its book-only size. ([bhs.econ.census.gov](https://bhs.econ.census.gov/ombpdfs2022/export/2022_MC-32312_su.pdf))
- Taxonomy evidence: The economic-census questionnaire distinguishes printed-and-bound books, printing-only books, and binding of material printed elsewhere. ([bhs.econ.census.gov](https://bhs.econ.census.gov/ombpdfs2022/export/2022_MC-32312_su.pdf))
- Taxonomy evidence: Book-production reporting includes both complete printed-and-bound products and unbound printing-only output. ([bhs.econ.census.gov](https://bhs.econ.census.gov/ombpdfs2022/export/2022_MC-32312_su.pdf))
- Taxonomy evidence: Hardcover and softcover binding of books printed elsewhere are identifiable product activities. ([bhs.econ.census.gov](https://bhs.econ.census.gov/ombpdfs2022/export/2022_MC-32312_su.pdf))
- Taxonomy evidence: The questionnaire separately identifies rigid paperboard-box manufacturing rather than treating every receipt as book printing. ([bhs.econ.census.gov](https://bhs.econ.census.gov/ombpdfs2022/export/2022_MC-32312_su.pdf))

3. EDItEUR - ONIX Codelists Issue 75, List 150: Product Form
   - Taxonomy evidence: The inspected vocabulary separates principal physical forms and favors conventional form coding over a generic novelty designation where applicable. The study's hybrid precedence is an adaptation. ([ns.editeur.org](https://ns.editeur.org/onix/en/xx.xx))
   - Taxonomy evidence: The book-trade product-form vocabulary recognizes conventional bindings and explicit specialty physical forms; its novelty-book guidance favors an applicable conventional form. ([ns.editeur.org](https://ns.editeur.org/onix/en/xx.xx))
   - Taxonomy evidence: BB identifies hardback or cased books. ([ns.editeur.org](https://ns.editeur.org/onix/en/xx.xx))
   - Taxonomy evidence: BC identifies paperback and softback books. ([ns.editeur.org](https://ns.editeur.org/onix/en/xx.xx))
   - Taxonomy evidence: BH identifies books with board pages. ([ns.editeur.org](https://ns.editeur.org/onix/en/xx.xx))
   - Taxonomy evidence: BE groups spiral, comb, and coil binding. ([ns.editeur.org](https://ns.editeur.org/onix/en/xx.xx))
   - Taxonomy evidence: BD recognizes loose-leaf books. ([ns.editeur.org](https://ns.editeur.org/onix/en/xx.xx))
   - Taxonomy evidence: BF includes stapled, low-extent wire-stitched books without a distinct spine. ([ns.editeur.org](https://ns.editeur.org/onix/en/xx.xx))
   - Taxonomy evidence: BL recognizes slide-bound books. ([ns.editeur.org](https://ns.editeur.org/onix/en/xx.xx))
   - Taxonomy evidence: BO recognizes concertina-folded booklets as well as nonbook charts; only book applications are retained. ([ns.editeur.org](https://ns.editeur.org/onix/en/xx.xx))
   - Taxonomy evidence: BI identifies textile-page books. ([ns.editeur.org](https://ns.editeur.org/onix/en/xx.xx))
   - Taxonomy evidence: Code BI recognizes books whose pages are textile, distinct from cloth-covered conventional books. ([ns.editeur.org](https://ns.editeur.org/onix/en/xx.xx))
   - Taxonomy evidence: BJ recognizes books printed on waterproof material. ([ns.editeur.org](https://ns.editeur.org/onix/en/xx.xx))
   - Taxonomy evidence: BP recognizes books with foam covers and pages. ([ns.editeur.org](https://ns.editeur.org/onix/en/xx.xx))
4. EDItEUR - ONIX Codelists Issue 75, List 175: Product Form Detail
   - Taxonomy evidence: Form-detail coding distinguishes binding features from the principal product form, supporting construction-based rather than decorative-feature allocation. ([ns.editeur.org](https://ns.editeur.org/onix/en/xx.xx))
   - Taxonomy evidence: Form-detail codes distinguish binding and novelty features from the principal product-form field. ([ns.editeur.org](https://ns.editeur.org/onix/en/xx.xx))
   - Taxonomy evidence: Binding details recognize comb, coil, twin-loop wire, and concealed-wire variants within the wire/spiral family. ([ns.editeur.org](https://ns.editeur.org/onix/en/xx.xx))
   - Taxonomy evidence: Comb, twin-loop wire, coil, and concealed-wire details map to the spiral-bound parent form. ([ns.editeur.org](https://ns.editeur.org/onix/en/xx.xx))
   - Taxonomy evidence: Loose-leaf sheets and binder/component combinations are separately identifiable details. ([ns.editeur.org](https://ns.editeur.org/onix/en/xx.xx))
   - Taxonomy evidence: Separate codes identify loose-leaf sheets and binder/component combinations. ([ns.editeur.org](https://ns.editeur.org/onix/en/xx.xx))
   - Taxonomy evidence: A saddle-sewn/stitched form detail is separately recognized. ([ns.editeur.org](https://ns.editeur.org/onix/en/xx.xx))

5. EDItEUR - ONIX Codelists Issue 75, List 80: Product Packaging Type
   - Taxonomy evidence: Outer-packaging coding is separate from physical book form. The vocabulary covers multiple publishing media, so recognition alone does not prove book-specific purchasing. ([ns.editeur.org](https://ns.editeur.org/onix/en/xx.xx))
   - Taxonomy evidence: The product-packaging vocabulary separates external enclosures from the book's physical form. ([ns.editeur.org](https://ns.editeur.org/onix/en/xx.xx))
   - Taxonomy evidence: Separate entries recognize single-item and multivolume slipcases. ([ns.editeur.org](https://ns.editeur.org/onix/en/xx.xx))
   - Taxonomy evidence: Lidded boxes, carrying cases, and tins are recognized constructions. ([ns.editeur.org](https://ns.editeur.org/onix/en/xx.xx))
   - Taxonomy evidence: Wraparound sleeves leave opposing ends uncovered, distinguishing them from enclosed wraps. ([ns.editeur.org](https://ns.editeur.org/onix/en/xx.xx))
   - Taxonomy evidence: Wallet/folder packaging is recognized; the slip-sleeve description can also denote an envelope, requiring construction-based allocation. ([ns.editeur.org](https://ns.editeur.org/onix/en/xx.xx))
   - Taxonomy evidence: Wallet/folder packaging is explicitly recognized. ([ns.editeur.org](https://ns.editeur.org/onix/en/xx.xx))
   - Taxonomy evidence: Pouch/bag packaging has a separate entry. ([ns.editeur.org](https://ns.editeur.org/onix/en/xx.xx))
   - Taxonomy evidence: Pouch/bag packaging has a distinct standardized entry. ([ns.editeur.org](https://ns.editeur.org/onix/en/xx.xx))
   - Taxonomy evidence: Shrink wrapping is separately recognized. ([ns.editeur.org](https://ns.editeur.org/onix/en/xx.xx))
   - Taxonomy evidence: Shrink wrapping is recognized independently of boxes and slipcases. ([ns.editeur.org](https://ns.editeur.org/onix/en/xx.xx))
   - Taxonomy evidence: Formed-plastic clamshell and card-backed blister packs are distinct named constructions. ([ns.editeur.org](https://ns.editeur.org/onix/en/xx.xx))
   - Taxonomy evidence: Codes distinguish formed-plastic clamshell packaging from card-backed blister packaging. ([ns.editeur.org](https://ns.editeur.org/onix/en/xx.xx))
   - Taxonomy evidence: Browse-prevention tape is an explicit book-related closure. ([ns.editeur.org](https://ns.editeur.org/onix/en/xx.xx))
   - Taxonomy evidence: Browse-prevention tape is an explicit book-related closure category. ([ns.editeur.org](https://ns.editeur.org/onix/en/xx.xx))

6. U.S. Government Publishing Office - Print Order Form 2511 Instructions
   - Taxonomy evidence: Order quantity is expressed as finished assembled products, supporting finished-copy rather than sheet counts; no universal run bands are prescribed. ([gpo.gov](https://www.gpo.gov/docs/default-source/forms-standards-pdf-files/2511_instructions.pdf))
   - Taxonomy evidence: Quantity is the number of finished assembled products, including books, rather than constituent items; this supports a finished-copy allocation unit, not universal run-band thresholds. ([gpo.gov](https://www.gpo.gov/docs/default-source/forms-standards-pdf-files/2511_instructions.pdf))
   - Taxonomy evidence: Interior inks are specified separately from cover inks. ([gpo.gov](https://www.gpo.gov/docs/default-source/forms-standards-pdf-files/2511_instructions.pdf))
   - Taxonomy evidence: Text inks are specified for internal book or pamphlet pages separately from cover inks, with black, full process color, and Pantone examples. ([gpo.gov](https://www.gpo.gov/docs/default-source/forms-standards-pdf-files/2511_instructions.pdf))
   - Taxonomy evidence: Black is an explicit interior-ink specification. ([gpo.gov](https://www.gpo.gov/docs/default-source/forms-standards-pdf-files/2511_instructions.pdf))
   - Taxonomy evidence: Black is explicitly listed as an interior text-ink specification. ([gpo.gov](https://www.gpo.gov/docs/default-source/forms-standards-pdf-files/2511_instructions.pdf))
   - Taxonomy evidence: Designated Pantone colors are permitted for interiors. ([gpo.gov](https://www.gpo.gov/docs/default-source/forms-standards-pdf-files/2511_instructions.pdf))
   - Taxonomy evidence: Pantone-number specifications are explicitly permitted for interior text inks, supporting designated spot-color interiors. ([gpo.gov](https://www.gpo.gov/docs/default-source/forms-standards-pdf-files/2511_instructions.pdf))
   - Taxonomy evidence: Four-color process is identified as full color for interiors. ([gpo.gov](https://www.gpo.gov/docs/default-source/forms-standards-pdf-files/2511_instructions.pdf))
   - Taxonomy evidence: Four-color process, identified as full color, is explicitly listed for interior text inks. ([gpo.gov](https://www.gpo.gov/docs/default-source/forms-standards-pdf-files/2511_instructions.pdf))
   - Taxonomy evidence: A nominated delivery address supports consolidated receiving-point handoff. ([gpo.gov](https://www.gpo.gov/docs/default-source/forms-standards-pdf-files/2511_instructions.pdf))
   - Taxonomy evidence: The print-order instructions provide a delivery-address field and separately recognize publications shipped to warehouses, supporting consolidated receiving-point handoff. ([gpo.gov](https://www.gpo.gov/docs/default-source/forms-standards-pdf-files/2511_instructions.pdf))
   - Taxonomy evidence: Multiple destinations can be supplied through an attached distribution list. ([gpo.gov](https://www.gpo.gov/docs/default-source/forms-standards-pdf-files/2511_instructions.pdf))
   - Taxonomy evidence: The instructions permit multiple destinations through an attached distribution list, independently of the ordered book quantity. ([gpo.gov](https://www.gpo.gov/docs/default-source/forms-standards-pdf-files/2511_instructions.pdf))
   - Taxonomy evidence: Paper-banded sets are an identifiable packaging configuration, strengthening support for the retained band grouping. ([gpo.gov](https://www.gpo.gov/docs/default-source/forms-standards-pdf-files/2511_instructions.pdf))
   - Taxonomy evidence: Shrink wrapping is specified separately from cartons. ([gpo.gov](https://www.gpo.gov/docs/default-source/forms-standards-pdf-files/2511_instructions.pdf))
   - Taxonomy evidence: Banding, wrapping, and container packing are identifiable output-handling requirements, distinct from binding. ([gpo.gov](https://www.gpo.gov/docs/default-source/forms-standards-pdf-files/2511_instructions.pdf))

7. Scottish Government - Print and Associated Services Framework, Lot 1 Buyer Guide: Framework Objectives
   - Taxonomy evidence: The April xx.xx 2024 buyer guide includes bound books and associated services within a print-services framework. This is a public purchasing example, not a worldwide market definition. ([gov.scot](https://www.gov.scot/publications/procurement-framework-agreement-for-print-and-associated-services-2023-lot-xx.xx-buyer-guide/pages/framework-overview/))
   - Taxonomy evidence: The April xx.xx 2024 buyer guide purchases printing alongside named supporting activities; it is a procurement example, not a worldwide market definition. ([gov.scot](https://www.gov.scot/publications/procurement-framework-agreement-for-print-and-associated-services-2023-lot-xx.xx-buyer-guide/pages/framework-overview/))
   - Taxonomy evidence: Production management is an explicitly purchased associated service. ([gov.scot](https://www.gov.scot/publications/procurement-framework-agreement-for-print-and-associated-services-2023-lot-xx.xx-buyer-guide/pages/framework-overview/))
   - Taxonomy evidence: Production management is an explicit purchased service within the print framework. ([gov.scot](https://www.gov.scot/publications/procurement-framework-agreement-for-print-and-associated-services-2023-lot-xx.xx-buyer-guide/pages/framework-overview/))
   - Taxonomy evidence: Printed packaging and paper-over-board slipcases are identified deliverables. ([gov.scot](https://www.gov.scot/publications/procurement-framework-agreement-for-print-and-associated-services-2023-lot-xx.xx-buyer-guide/pages/framework-overview/))
   - Taxonomy evidence: The framework includes printed packaging and paper-over-board slipcases among deliverables. ([gov.scot](https://www.gov.scot/publications/procurement-framework-agreement-for-print-and-associated-services-2023-lot-xx.xx-buyer-guide/pages/framework-overview/))
   - Taxonomy evidence: Finished-goods stock holding and call-off may be included in the print-job cost. ([gov.scot](https://www.gov.scot/publications/procurement-framework-agreement-for-print-and-associated-services-2023-lot-xx.xx-buyer-guide/pages/framework-overview/))
   - Taxonomy evidence: Stock holding and stock call-off may be included in the print-job cost, supporting contract-linked rather than unrestricted logistics coverage. ([gov.scot](https://www.gov.scot/publications/procurement-framework-agreement-for-print-and-associated-services-2023-lot-xx.xx-buyer-guide/pages/framework-overview/))
   - Taxonomy evidence: Stock holding, call-off, and distribution are recognized production-linked arrangements. ([gov.scot](https://www.gov.scot/publications/procurement-framework-agreement-for-print-and-associated-services-2023-lot-xx.xx-buyer-guide/pages/framework-overview/))
   - Taxonomy evidence: The April xx.xx 2024 buyer guide includes bound books, stock holding, stock call-off, and fulfillment within a print-services framework, establishing production-linked handoff arrangements. ([gov.scot](https://www.gov.scot/publications/procurement-framework-agreement-for-print-and-associated-services-2023-lot-xx.xx-buyer-guide/pages/framework-overview/))
   - Taxonomy evidence: The contractor uses nominated addresses and distribution lists, with copies per addressee specified for the job. ([gov.scot](https://www.gov.scot/publications/procurement-framework-agreement-for-print-and-associated-services-2023-lot-xx.xx-buyer-guide/pages/framework-overview/))
   - Taxonomy evidence: The contractor must maintain distribution lists and deliver to nominated addresses; the buyer specifies copies per addressee for each job. ([gov.scot](https://www.gov.scot/publications/procurement-framework-agreement-for-print-and-associated-services-2023-lot-xx.xx-buyer-guide/pages/framework-overview/))
   - Taxonomy evidence: Finished goods may be held for customer call-off and distribution on demand. This supports releases from existing stock, but does not establish that every call-off is a separate recipient order. ([gov.scot](https://www.gov.scot/publications/procurement-framework-agreement-for-print-and-associated-services-2023-lot-xx.xx-buyer-guide/pages/framework-overview/))

8. U.S. Census Bureau - NAPCS Product List for NAICS 51113: Book Publishers
   - Taxonomy evidence: The official product crosswalk distinguishes printed professional/technical books from printed scholarly books. It is a historical classification document, not current manufacturing-revenue evidence. ([www2.census.gov](https://www2.census.gov/library/reference/napcs/product-list/web-xx.xx-final-reformatted-edited-us082208.pdf))
   - Taxonomy evidence: Professional/technical printed books are defined around information used in occupational practice and expressly include specialized references. This directly supports the retained child under Scholarly & Professional Books. ([www2.census.gov](https://www2.census.gov/library/reference/napcs/product-list/web-xx.xx-final-reformatted-edited-us082208.pdf))
   - Taxonomy evidence: Printed scholarly books are aimed primarily at academic and research communities, supporting their distinction from occupational-practice references. ([www2.census.gov](https://www2.census.gov/library/reference/napcs/product-list/web-xx.xx-final-reformatted-edited-us082208.pdf))
   - Taxonomy evidence: Printed-book definitions explicitly include braille editions. This supports physical-book inclusion, not any particular reproduction method or current commercial quantity. ([www2.census.gov](https://www2.census.gov/library/reference/napcs/product-list/web-xx.xx-final-reformatted-edited-us082208.pdf))
   - Taxonomy evidence: The official product definitions distinguish printed school and postsecondary textbooks and include workbooks and teacher resources. This is a classification crosswalk, not current market-volume evidence. ([www2.census.gov](https://www2.census.gov/library/reference/napcs/product-list/web-xx.xx-final-reformatted-edited-us082208.pdf))
   - Taxonomy evidence: Printed elementary and secondary textbooks include preschool instructional material. ([www2.census.gov](https://www2.census.gov/library/reference/napcs/product-list/web-xx.xx-final-reformatted-edited-us082208.pdf))
   - Taxonomy evidence: Printed postsecondary textbooks are defined by their primary use in college and university study programs. ([www2.census.gov](https://www2.census.gov/library/reference/napcs/product-list/web-xx.xx-final-reformatted-edited-us082208.pdf))

9. U.S. Government Publishing Office - Organizational Transformation Evaluation, Report 22-06, May 19, 2022

   · Taxonomy evidence: The May xx.xx 2022 evaluation discusses initial sales inventory, stock replenishment, and print-on-demand as distinct commercial arrangements. It is historical evidence, not a current adoption measure. ([oversight.gov](https://www.oversight.gov/sites/default/files/documents/reports/2022-xx.xx/GPOOTEReport-xx.xx-0619May2022Final.pdf))

   · Taxonomy evidence: The May xx.xx 2022 evaluation discusses initial sales inventory, small-quantity stock replenishment, and print-on-demand, supporting separation of inventory policy from printing technology. ([oversight.gov](https://www.oversight.gov/sites/default/files/documents/reports/2022-xx.xx/GPOOTEReport-xx.xx-0619May2022Final.pdf))

   · Taxonomy evidence: A footnote describes print-on-demand as production after an order is placed, avoiding stock for that fulfillment arrangement. ([oversight.gov](https://www.oversight.gov/sites/default/files/documents/reports/2022-xx.xx/GPOOTEReport-xx.xx-0619May2022Final.pdf))

   · Taxonomy evidence: The report defines print-on-demand as printing after an order is placed, without maintaining stock for that order-fulfillment model. ([oversight.gov](https://www.oversight.gov/sites/default/files/documents/reports/2022-xx.xx/GPOOTEReport-xx.xx-0619May2022Final.pdf))

   · Taxonomy evidence: A print-on-demand vendor is also described as replenishing stock in small quantities, showing why supplier terminology alone cannot determine the study's production-trigger allocation. ([oversight.gov](https://www.oversight.gov/sites/default/files/documents/reports/2022-xx.xx/GPOOTEReport-xx.xx-0619May2022Final.pdf))

   · Taxonomy evidence: The report describes using a print-on-demand vendor to replenish stock in small quantities, demonstrating that vendor terminology can encompass inventory replenishment. ([oversight.gov](https://www.oversight.gov/sites/default/files/documents/reports/2022-xx.xx/GPOOTEReport-xx.xx-0619May2022Final.pdf))

   · Taxonomy evidence: Ordering copies for sales inventory at initial production establishes an inventory-building counterpart to recipient-order production. ([oversight.gov](https://www.oversight.gov/sites/default/files/documents/reports/2022-xx.xx/GPOOTEReport-xx.xx-0619May2022Final.pdf))

   · Taxonomy evidence: The report describes ordering copies for sales inventory at initial printing, providing an observed inventory-building counterpart to order-triggered printing. ([oversight.gov](https://www.oversight.gov/sites/default/files/documents/reports/2022-xx.xx/GPOOTEReport-xx.xx-0619May2022Final.pdf))

   · Taxonomy evidence: Print-on-demand is explicitly discussed as an order-fulfillment method; the report does not fully specify recipient-level picking and packing from existing inventory. ([oversight.gov](https://www.oversight.gov/sites/default/files/documents/reports/2022-xx.xx/GPOOTEReport-xx.xx-0619May2022Final.pdf))

10. Government Commercial Agency - Print and Digital Communications, RM6297

    · Taxonomy evidence: The inspected framework distinguishes customers needing a print manager from simpler print purchasing. Direct award is an award procedure, not proof of direct manufacturer contracting. ([webprod-cms.crowncommercial.gov.uk](https://www.webprod-cms.crowncommercial.gov.uk/agreements/RM6297))

    · Taxonomy evidence: The managed service includes supply-chain sourcing and management, corroborating a separate intermediary-led procurement role. ([webprod-cms.crowncommercial.gov.uk](https://www.webprod-cms.crowncommercial.gov.uk/agreements/RM6297))

    · Taxonomy evidence: Print management is commercially purchased alongside production, finishing, stock management, and distribution. The framework does not establish a global separately billed management-fee convention. ([webprod-cms.crowncommercial.gov.uk](https://www.webprod-cms.crowncommercial.gov.uk/agreements/RM6297))

11. HM Revenue & Customs - VBOOKS3130: Books and Booklets, Function

- Taxonomy evidence: The official manual recognizes photobooks with book characteristics and distinguishes them from supplies dominated by photographic services. National tax treatment is not used as a global inclusion rule. ([gov.uk](https://www.gov.uk/hmrc-internal-manuals/vat-books/vbooks3130))
- Taxonomy evidence: The manual recognizes qualifying photobooks and discusses a wedding-book example, while distinguishing book products from predominantly photographic-service supplies. ([gov.uk](https://www.gov.uk/hmrc-internal-manuals/vat-books/vbooks3130))
- Taxonomy evidence: Crossword and puzzle books are explicitly recognized, supporting product identity alongside content-bearing workbooks. ([gov.uk](https://www.gov.uk/hmrc-internal-manuals/vat-books/vbooks3130))
- Taxonomy evidence: The official manual separately discusses crossword and puzzle books for adults and children, supporting their product identity. National tax treatment is not applied as a global market-inclusion rule. ([gov.uk](https://www.gov.uk/hmrc-internal-manuals/vat-books/vbooks3130))
- Taxonomy evidence: The manual discusses primary function and multipurpose products, corroborating the need for an explicit purpose-based allocation rule without prescribing this global partition. ([gov.uk](https://www.gov.uk/hmrc-internal-manuals/vat-books/vbooks3130))
- Taxonomy evidence: The wedding-book example establishes a customer-facing personal-event product, but not a separately attributable household manufacturing purchase. ([gov.uk](https://www.gov.uk/hmrc-internal-manuals/vat-books/vbooks3130))

12. Library of Congress, National Library Service - About Braille

- Taxonomy evidence: The official library publication distinguishes duplicating/embossing copies and binding braille books, establishing a physical reproduction activity. It also identifies volunteer activity, which must not be counted as paid market receipts. ([loc.gov](https://www.loc.gov/nls/services-and-resources/informational-publications/about-braille/))
- Taxonomy evidence: Physical braille reproduction is distinguishable from preparing materials for electronic refreshable displays, supporting a physical-content technology distinction within the retained book-production boundary. ([loc.gov](https://www.loc.gov/nls/services-and-resources/informational-publications/about-braille/))

13. Library of Congress, National Library Service - Contract Specifications

- Taxonomy evidence: The currently inspected contract-specifications catalog separately lists Braille Books Pamphlets and Print/Braille Books. It establishes public purchasing-category recognition, not a current award or paid receipt. ([loc.gov](https://www.loc.gov/nls/who-we-are/guidelines-and-specifications/contract-specifications/))
- Taxonomy evidence: Physical braille books appear in the library's contract-category catalog, complementing the official description of embossing activity. The linked production specifications were not used for operational details. ([loc.gov](https://www.loc.gov/nls/who-we-are/guidelines-and-specifications/contract-specifications/))

14. Library of Congress, National Library Service - Braille on Demand

- Taxonomy evidence: The inspected program page offers hard-copy braille books in response to individual patron requests, corroborating request-triggered physical-book output. It does not establish the quantity or billing of each manufacturing release. ([loc.gov](https://www.loc.gov/nls/services-and-resources/braille-on-demand/))
- Taxonomy evidence: Patrons request particular physical books for personal retention, supporting a recipient-requested arrangement rather than only a commissioner-preallocated distribution list. Separate picking/packing revenue is not established. ([loc.gov](https://www.loc.gov/nls/services-and-resources/braille-on-demand/))
- Taxonomy evidence: The page provides an active public application for hard-copy braille books, supplementing category recognition without establishing commercial market size. ([loc.gov](https://www.loc.gov/nls/services-and-resources/braille-on-demand/))

15. U.S. Government Publishing Office - Digital Printing
    - Taxonomy evidence: The procurement flyer permits conventional offset or digital production against the same specified output-quality requirement. Its national quality levels therefore do not justify treating printing technology as a global quality-tier proxy. ([gpo.gov](https://www.gpo.gov/docs/default-source/guides-and-instructions/pdf/digital-printing-flyer.pdf))
    - Taxonomy evidence: Conventional offset is explicitly recognized as an eligible production alternative independent of the stated quality requirement. ([gpo.gov](https://www.gpo.gov/docs/default-source/guides-and-instructions/pdf/digital-printing-flyer.pdf))
    - Taxonomy evidence: Digital production is explicitly recognized as an alternative under the same output-quality requirement. ([gpo.gov](https://www.gpo.gov/docs/default-source/guides-and-instructions/pdf/digital-printing-flyer.pdf))
16. UNSD - ISIC Rev. 4, Code 1811: Printing
    - Taxonomy evidence: ISIC Rev. xx.xx class xx.xx includes book printing and distinguishes it from publishing. ([unstats.un.org](https://unstats.un.org/unsd/classifications/Econ/Detail/EN/xx.xx/xx.xx))
    - Taxonomy evidence: The class recognizes printing of books and brochures across multiple press families. ([unstats.un.org](https://unstats.un.org/unsd/classifications/Econ/Detail/EN/xx.xx/xx.xx))
    - Taxonomy evidence: Photogravure is a named printing family in the class covering books and printed publications. ([unstats.un.org](https://unstats.un.org/unsd/classifications/Econ/Detail/EN/xx.xx/xx.xx))
    - Taxonomy evidence: Letterpress is explicitly named among the printing families covered by the book-inclusive classification. ([unstats.un.org](https://unstats.un.org/unsd/classifications/Econ/Detail/EN/xx.xx/xx.xx))
    - Taxonomy evidence: Flexographic printing is explicitly distinguished as a named printing family. ([unstats.un.org](https://unstats.un.org/unsd/classifications/Econ/Detail/EN/xx.xx/xx.xx))
17. UNSD - ISIC Rev. 4, Code 1812: Service Activities Related to Printing
    - Taxonomy evidence: ISIC xx.xx distinguishes preparation and postpress support from printing itself. ([unstats.un.org](https://unstats.un.org/unsd/classifications/Econ/Detail/EN/xx.xx/xx.xx))
    - Taxonomy evidence: Recognized preparation services include typesetting, prepress data work, printing-form preparation, and proofs. ([unstats.un.org](https://unstats.un.org/unsd/classifications/Econ/Detail/EN/xx.xx/xx.xx))
    - Taxonomy evidence: The classification separately recognizes binding printed sheets and finishing activities, including decorative and protective finishes. ([unstats.un.org](https://unstats.un.org/unsd/classifications/Econ/Detail/EN/xx.xx/xx.xx))
18. ONIX Codelists Issue 74 - List 150, Code BB: Hardback
    - Taxonomy evidence: Code BB identifies the hardback/cased physical-book form. ([ns.editeur.org](https://ns.editeur.org/onix/en/xx.xx/BB))
19. ONIX Codelists Issue 75 - List 150, Code BC: Paperback / Softback
    - Taxonomy evidence: Code BC identifies paperback and softback books as a physical form. ([ns.editeur.org](https://ns.editeur.org/onix/en/xx.xx/BC))
20. ONIX Codelists Issue 74 - List 150, Code BH: Board Book
    - Taxonomy evidence: Code BH distinguishes board-page books from books defined only by their covers. ([ns.editeur.org](https://ns.editeur.org/onix/en/xx.xx/BH))
21. ONIX Codelists Issue 74 - List 150, Code BD: Loose-Leaf
    - Taxonomy evidence: Code BD explicitly recognizes the loose-leaf book form. ([ns.editeur.org](https://ns.editeur.org/onix/en/xx.xx/BD))
22. ONIX Codelists Issue 74 - List 150, Code BF: Pamphlet
    - Taxonomy evidence: Code BF identifies stapled pamphlets and short wire-stitched books without a conventional spine. ([ns.editeur.org](https://ns.editeur.org/onix/en/xx.xx/BF))
23. ONIX Codelists Issue 72 - List 150, Code BL: Slide Bound
    - Taxonomy evidence: Code BL explicitly recognizes slide-bound books as a physical form. ([ns.editeur.org](https://ns.editeur.org/onix/en/xx.xx/BL))

24. ONIX Codelists Issue 73 - List 150, Code BO: Fold-Out Book or Chart
    - Taxonomy evidence: Code BO recognizes continuous concertina-fold book construction; the market mapping excludes its nonbook chart uses. ([ns.editeur.org](https://ns.editeur.org/onix/en/xx.xx/BO))
25. ONIX Codelists Issue 74 - List 150, Code BP: Foam Book
    - Taxonomy evidence: Code BP identifies books with foam pages and covers. ([ns.editeur.org](https://ns.editeur.org/onix/en/xx.xx/BP))
26. ONIX Codelists Issue 75 - List 150, Code BJ: Bath Book
    - Taxonomy evidence: Code BJ recognizes the waterproof bath-book form. ([ns.editeur.org](https://ns.editeur.org/onix/en/xx.xx/BJ))
27. ONIX Codelists Issue 73 - List 80, Code 10: Slip-Cased
    - Taxonomy evidence: Code xx.xx identifies a slipcase for an individual item; the complete list also distinguishes multivolume slipcases. ([ns.editeur.org](https://ns.editeur.org/onix/en/xx.xx/xx.xx))
28. ONIX Codelists Issue 74 - List 80, Code 09: In Box (with Lid)
    - Taxonomy evidence: Code xx.xx recognizes boxes with separate or hinged lids and distinguishes them from slipcase-style boxed sets. ([ns.editeur.org](https://ns.editeur.org/onix/en/xx.xx/xx.xx))
29. ONIX Codelists Issue 75 - List 80, Code 04: Wraparound Sleeve
    - Taxonomy evidence: Code xx.xx identifies a wraparound sleeve that leaves opposing ends open, supporting distinction from full wrapping and closed containers. ([ns.editeur.org](https://ns.editeur.org/onix/en/xx.xx/xx.xx))
30. U.S. Government Publishing Office - Program 827-S: Federal Aviation Administration Books
    - Taxonomy evidence: The FAA book solicitation distinguishes kraft envelopes from cushioned bags and shipping bundles. ([gpo.gov](https://www.gpo.gov/docs/default-source/contract-pricing/ab0827s.pdf))
    - Taxonomy evidence: Cushioned shipping bags are explicit book-order packaging components. ([gpo.gov](https://www.gpo.gov/docs/default-source/contract-pricing/ab0827s.pdf))
    - Taxonomy evidence: The book procurement requires protective packing and filler. ([gpo.gov](https://www.gpo.gov/docs/default-source/contract-pricing/ab0827s.pdf))
    - Taxonomy evidence: Closure tape and securing straps are specified separately from containers. ([gpo.gov](https://www.gpo.gov/docs/default-source/contract-pricing/ab0827s.pdf))
    - Taxonomy evidence: Wrapped shipping bundles are an explicit alternative packaging construction. ([gpo.gov](https://www.gpo.gov/docs/default-source/contract-pricing/ab0827s.pdf))
31. U.S. Government Publishing Office - Jacket 420-111 R2: Vol. V in History of Acquisition in the Department of Defense
    - Taxonomy evidence: The 2022 solicitation purchases a casebound book, dust jacket, individual mailing containers, and nested wrapping/boxing as distinguishable deliverables. ([gpo.gov](https://www.gpo.gov/docs/default-source/contracts/xx.xx-r2ae071430b44a64308413ff08001d133d.pdf))
    - Taxonomy evidence: Finished books are specified for wrapping and insertion into individual boxes, demonstrating packing work distinct from bookbinding. ([gpo.gov](https://www.gpo.gov/docs/default-source/contracts/xx.xx-r2ae071430b44a64308413ff08001d133d.pdf))
    - Taxonomy evidence: Wrapping can be nested inside a separate mailing box, supporting component-level classification without duplicating the job total. ([gpo.gov](https://www.gpo.gov/docs/default-source/contracts/xx.xx-r2ae071430b44a64308413ff08001d133d.pdf))
    - Taxonomy evidence: Individual book-mailing containers are purchased in addition to the bound book and dust jacket. ([gpo.gov](https://www.gpo.gov/docs/default-source/contracts/xx.xx-r2ae071430b44a64308413ff08001d133d.pdf))

32. ISO/TC 130 - Guidelines for Using Print Production Standards, Version 1.0, 2019
    - Taxonomy evidence: The standards-body guide distinguishes product use cases from printing processes and notes that digital technology can serve the listed production categories. ([committee.iso.org](https://committee.iso.org/files/live/sites/tc130/files/Resources/Guidelines%20for%20using%20print%20production%20standards%20v1.xx.xx%xx.xx.pdf))
    - Taxonomy evidence: Its buyer-oriented examples associate books with offset printing. ([committee.iso.org](https://committee.iso.org/files/live/sites/tc130/files/Resources/Guidelines%20for%20using%20print%20production%20standards%20v1.xx.xx%xx.xx.pdf))
    - Taxonomy evidence: Digital printing is not restricted to a particular product use case. ([committee.iso.org](https://committee.iso.org/files/live/sites/tc130/files/Resources/Guidelines%20for%20using%20print%20production%20standards%20v1.xx.xx%xx.xx.pdf))
    - Taxonomy evidence: Flexography is identified for corrugated, label, and flexible-packaging work. ([committee.iso.org](https://committee.iso.org/files/live/sites/tc130/files/Resources/Guidelines%20for%20using%20print%20production%20standards%20v1.xx.xx%xx.xx.pdf))
    - Taxonomy evidence: Gravure is identified as a packaging-printing family. ([committee.iso.org](https://committee.iso.org/files/live/sites/tc130/files/Resources/Guidelines%20for%20using%20print%20production%20standards%20v1.xx.xx%xx.xx.pdf))
33. ISO 12647-2:2013 - Graphic Technology: Offset Lithographic Processes
    - Taxonomy evidence: The standard covers offset-lithographic printing and explicitly includes packaging-board applications. ([iso.org](https://www.iso.org/standard/xx.xx.html))
    - Taxonomy evidence: Sheetfed offset is an explicitly recognized platform within the standard's scope. ([iso.org](https://www.iso.org/standard/xx.xx.html))
    - Taxonomy evidence: Web-fed offset is an explicitly recognized platform within the same technology family. ([iso.org](https://www.iso.org/standard/xx.xx.html))
34. ISO 18902:2013 - Imaging Materials: Processed Imaging Materials - Albums, Framing and Storage Materials
    - Taxonomy evidence: The imaging standard distinguishes photographic materials from named digital imaging families; it does not establish book-market shares. ([iso.org](https://www.iso.org/standard/xx.xx.html))
    - Taxonomy evidence: Dye- and pigment-based inkjet prints are explicitly recognized. ([iso.org](https://www.iso.org/standard/xx.xx.html))
    - Taxonomy evidence: Liquid- and dry-toner output are identified as electrophotographic digital prints. ([iso.org](https://www.iso.org/standard/xx.xx.html))
    - Taxonomy evidence: Dye-diffusion thermal-transfer output is distinguished from inkjet and electrophotographic output. ([iso.org](https://www.iso.org/standard/xx.xx.html))
    - Taxonomy evidence: Silver-halide photographic material is identified separately from the digital-print families. ([iso.org](https://www.iso.org/standard/xx.xx.html))
35. Minneapolis College of Art and Design - Risograph Digital Duplicator Order Form
    - Taxonomy evidence: The institutional print-order document explicitly accepts Risograph book/booklet requests while distinguishing printing from assembly, establishing a book-related service application. ([intranet.mcad.edu](https://intranet.mcad.edu/sites/default/files/knowledgeBase/risograph-orderform-2026_0.pdf))
36. RISO MH Series - Digital Duplicator
    - Taxonomy evidence: The equipment maker identifies its digital duplicator as a stencil-printing product, corroborating the family distinction without defining the market partition. ([riso.com](https://www.riso.com/product/mh/index.html))
37. DNP - DX1 Photo Book Printing Brochure, 2013
    - Taxonomy evidence: The 2013 company brochure explicitly markets thermal dye-sublimation output for bound photo books. This establishes a commercial application, not current equipment sales or 2025 printing receipts. ([dnpphoto.com](https://dnpphoto.com/Portals/xx.xx/Resources/DNP-DX1.pdf))
38. PhotobookShop - HD Layflat Hardcover Photo Books
    - Taxonomy evidence: The inspected ordering page explicitly offers content-bearing hardcover photo books using silver-halide photographic output, corroborating an in-scope book application rather than merely loose photographic prints. ([photobookshop.com](https://www.photobookshop.com/photo-books/premium-lay-flat))

39. EDItEUR - ONIX Codelist 28: Audience Type
    - Taxonomy evidence: ONIX distinguishes nonspecialist adult, children, and teenage audiences from specifically educational audiences; youth readership does not itself establish instructional purpose. ([ns.editeur.org](https://ns.editeur.org/onix/en/xx.xx))
    - Taxonomy evidence: Primary and secondary education includes preschool through upper-secondary audiences. ([ns.editeur.org](https://ns.editeur.org/onix/en/xx.xx))
    - Taxonomy evidence: Tertiary education is separately identified as an audience category. ([ns.editeur.org](https://ns.editeur.org/onix/en/xx.xx))
    - Taxonomy evidence: Adult education covers formal or semi-formal learning, vocational training, apprenticeships, and practical or recreational learning; additional-language teaching is also recognized. ([ns.editeur.org](https://ns.editeur.org/onix/en/xx.xx))
    - Taxonomy evidence: Professional and scholarly audiences are defined as expert adults, including professional development and academic research. ([ns.editeur.org](https://ns.editeur.org/onix/en/xx.xx))
40. UNESCO - Revised Recommendation concerning the International Standardization of Statistics on the Production and Distribution of Books, Newspapers and Periodicals
    - Taxonomy evidence: The Recommendation distinguishes publishing houses from institutions whose publishing is subsidiary, supporting separation of professional publishing and institutional roles. ([unesco.org](https://www.unesco.org/en/legal-affairs/revised-recommendation-concerning-international-standardization-statistics-production-and))
    - Taxonomy evidence: Publishing-house identity is based on publishing as the predominant business activity, irrespective of legal status. ([unesco.org](https://www.unesco.org/en/legal-affairs/revised-recommendation-concerning-international-standardization-statistics-production-and))
    - Taxonomy evidence: Economic and commercial institutions are recognized as subsidiary publishers; this does not establish their paid printing contracts. ([unesco.org](https://www.unesco.org/en/legal-affairs/revised-recommendation-concerning-international-standardization-statistics-production-and))
    - Taxonomy evidence: Religious, political, and sports organizations are recognized among institutional issuers, not verified contractual printing purchasers. ([unesco.org](https://www.unesco.org/en/legal-affairs/revised-recommendation-concerning-international-standardization-statistics-production-and))
    - Taxonomy evidence: University theses are explicitly included in book statistics. ([unesco.org](https://www.unesco.org/en/legal-affairs/revised-recommendation-concerning-international-standardization-statistics-production-and))
    - Taxonomy evidence: Paginated collections of art reproductions with explanatory text are recognized as book publications. ([unesco.org](https://www.unesco.org/en/legal-affairs/revised-recommendation-concerning-international-standardization-statistics-production-and))
41. National Museum of the Philippines - Notice of Award: Printing and Publication, Exhibition Catalogue, April 28, 2025
    - Taxonomy evidence: The April xx.xx 2025 notice awards a project specifically described as printing and publication of an exhibition catalog. It establishes a dated commissioned category, not completed delivery or the entire art-book market. ([weblinks.nationalmuseum.gov.ph](https://weblinks.nationalmuseum.gov.ph/wp-content/uploads/2025/xx.xx/xx.xx/DX-2500N_20250429_044213.pdf))
    - Taxonomy evidence: The National Museum of the Philippines is the awarding public institution, independently establishing a government-body commissioning relationship. ([weblinks.nationalmuseum.gov.ph](https://weblinks.nationalmuseum.gov.ph/wp-content/uploads/2025/xx.xx/xx.xx/DX-2500N_20250429_044213.pdf))

42. HDSB - RFSQ 26-013: Yearbook Software and Printing Services

    · Taxonomy evidence: The school board's supplier-qualification notice explicitly requests yearbook services including printing. Software is also included in the procurement but remains outside eligible production revenue.
    ([hdsb.bidsandtenders.ca](https://hdsb.bidsandtenders.ca/Module/Tenders/en/Tender/Detail/bcec7cec-xx.xx-466e-a520-54620f3c0209))

    · Taxonomy evidence: The notice establishes an educational institution commissioning printing-related yearbook services, rather than merely purchasing existing published books. It is a qualification process, not evidence of fulfilled orders.
    ([hdsb.bidsandtenders.ca](https://hdsb.bidsandtenders.ca/Module/Tenders/en/Tender/Detail/bcec7cec-xx.xx-466e-a520-54620f3c0209))

43. Bangladesh e-GP - Contract Award Details, Tender 1126622: Primary-Level Textbook Printing, Binding and Supply

    · Taxonomy evidence: The official award records a September xx.xx 2025 contract for printing, binding, and supplying primary-level textbooks for the 2026 academic year.
    ([eprocure.gov.bd](https://www.eprocure.gov.bd/resources/common/ViewAwardedContracts.jsp?pkgLotId=xx.xx&tenderid=xx.xx))

    · Taxonomy evidence: The National Curriculum and Textbook Board is the procuring body and government revenue is the funding source; student recipients are distinct from the contracting purchaser.
    ([eprocure.gov.bd](https://www.eprocure.gov.bd/resources/common/ViewAwardedContracts.jsp?pkgLotId=xx.xx&tenderid=xx.xx))

44. UNICEF Cambodia - Invitation to Bid for Printing Services, LITB-2025-9195618

    · Taxonomy evidence: UNICEF Cambodia's 2025 solicitation includes book-printing services, establishing an intergovernmental commissioning role. The invitation does not establish award, completion, or paid revenue.
    ([unicef.org](https://www.unicef.org/cambodia/km/invitation-bid-printing-services-litb-2025-xx.xx))

45. International ISMN Agency - Frequently Asked Questions

    · Taxonomy evidence: The international identifier authority recognizes notated-music editions, including printed scores and parts, and explains their distinct commercial identification and distribution requirements. This supports music-publication identity; the proposed category remains limited to eligible physical book-format work. ([ismn-international.org](https://ismn-international.org/ismn/faq/))

46. EDItEUR - Thema Subject Categories, The Arts

    · Taxonomy evidence: Thema recognizes arts publications for specialist and general audiences, including highly illustrated and text-based works. Subject identity alone therefore does not establish the proposed visual-presentation purpose; the job brief supplies that allocation.
    ([ns.editeur.org](https://ns.editeur.org/thema/en/A))

47. Commission on Elections - Printing, Supply and Delivery of COMELEC Data Privacy Handbook, Project 25-2025-DP HANDBOOK

    · Taxonomy evidence: The September xx.xx 2025 bidding document commissions printing, supply, and delivery of a data-privacy handbook, independently establishing an institutional handbook application. A solicitation is not proof of completed production.
    ([comelec.gov.ph](https://www.comelec.gov.ph/php-tpls-attachments/Procurement/ProcurementProjects/091725_BACPIN252025DPHANDBOOK/091725_BACPIN252025DPHANDBOOK_BidDocs.pdf))

    · Taxonomy evidence: The Commission on Elections is the procuring entity for the handbook and identifies public funding for the contract.
    ([comelec.gov.ph](https://www.comelec.gov.ph/php-tpls-attachments/Procurement/ProcurementProjects/091725_BACPIN252025DPHANDBOOK/091725_BACPIN252025DPHANDBOOK_BidDocs.pdf))

48. Print and Digital Communications - RM6297

    · Taxonomy evidence: The framework distinguishes buyers needing a print manager from buyers seeking simpler print purchasing, corroborating the commercial relevance of procurement-service roles. ([webprod-cms.crowncommercial.gov.uk](https://www.webprod-cms.crowncommercial.gov.uk/agreements/RM6297))

    · Taxonomy evidence: The managed service includes supply-chain sourcing and management alongside print production, finishing, stock management, and distribution. Direct award is an award procedure, not proof of direct manufacturer contracting. ([webprod-cms.crowncommercial.gov.uk](https://www.webprod-cms.crowncommercial.gov.uk/agreements/RM6297))

49. Book Printing Prices UK | Live Per-Copy Costs

    · Taxonomy evidence: The supplier's inspected UK schedule varies quantity for a fixed book specification and states that delivery is priced separately. This corroborates batch quantity as a quoting dimension only; it establishes neither global run-band boundaries nor a price/quality tier and is not used as a 2025 price estimate. ([imprintdigital.com](https://imprintdigital.com/book-printing-prices))

50. Simplified Purchase Agreement

    · Taxonomy evidence: The purchasing program allows an agency to select a certified vendor and place its printing order directly, corroborating direct vendor ordering within an administered procurement framework. ([gpo.gov](https://www.gpo.gov/how-to-work-with-us/agency/services-for-agencies/simplified-purchase-agreement))

51. Provision for Print-On-Demand, External Storage and Distribution Services for Documents and Publications - Extension of closing date

    · Taxonomy evidence: A December xx.xx 2017 UNESCO procurement notice combines print-on-demand with external storage and distribution for documents and publications. It establishes a historical purchased-service configuration, not current adoption or market scale. ([ungm.org](https://www.ungm.org/Public/Notice/xx.xx))

    · Taxonomy evidence: The same procurement combines production, storage, and distribution in one solicitation, corroborating production-linked fulfillment without implying that all independent logistics belong in this market. ([ungm.org](https://www.ungm.org/Public/Notice/xx.xx))

1.4. Years Considered for the Study

The study uses 2024 as the historical year, 2025 as the base year, and 2026 as the estimated year, with a forecast horizon ending in 2032.

Figure 1. Global Book Printing & Packaging Services Market, Years Considered for the Study

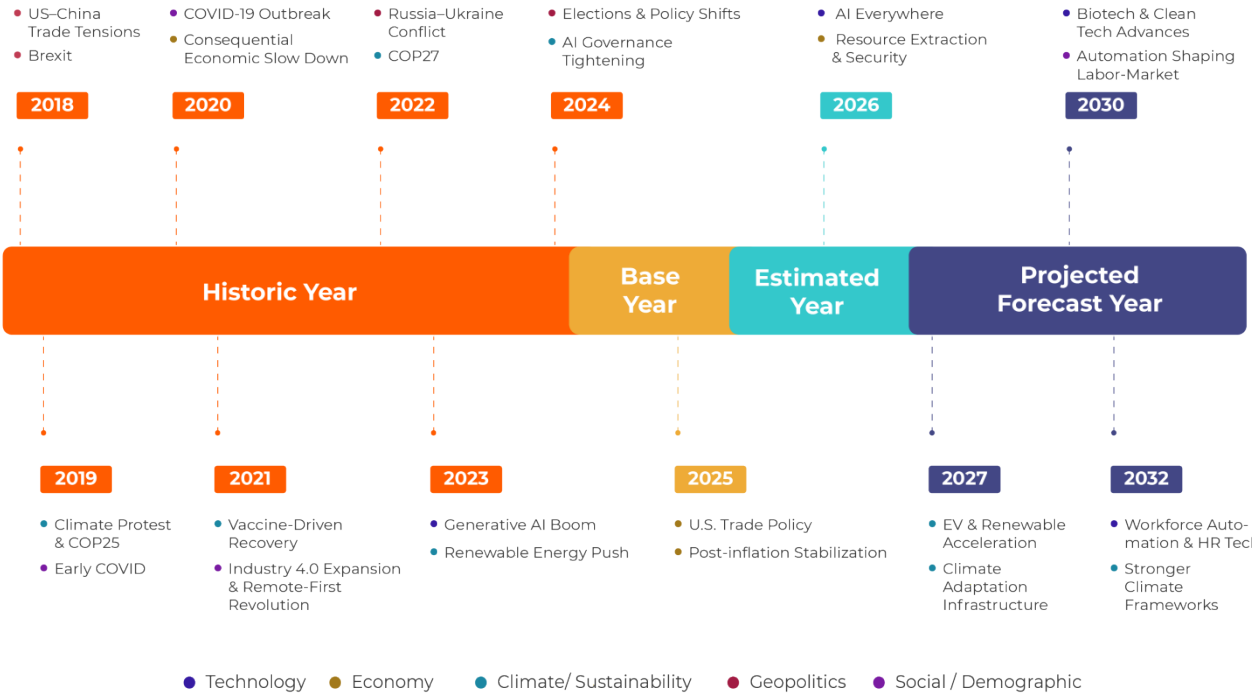

1.5. Currency Considered for the Study

The reporting currency is the United States dollar (USD), with monetary values expressed on an absolute-value basis.

1.6. Language Considered for the Study

The publication language is American English.

1.7. Key Stakeholders

- Publishing Organizations: decisions about production partners, permissions, service bundles, scheduling, and accountability for commissioned books.
- Self-Publishing Authors & Creators and Private Individuals & Households: selection of accessible commissioning routes, suitable book formats, and clearly assigned production and delivery responsibilities.
- Educational & Research Institutions: procurement decisions for textbooks, research publications, training materials, and institutional books, including supplier eligibility and continuity requirements.
- Government & Intergovernmental Bodies: purchasing-rule compliance, contractor qualification, and accountability for institutional publication requirements.
- Corporate & Commercial Buyers and Nonprofit & Membership Organizations: commissioning decisions for institutional, professional, commemorative, and member-facing publications and their associated packaging.

- Book-production and book-packaging providers: decisions about service coverage, buyer qualification, delivery commitments, subcontracting, and the capabilities required for particular commercial orders.
- Print & Production Service Providers acting as buyers: make-or-buy choices, specialist subcontractor selection, and allocation of responsibility across the production relationship.
- Procurement intermediaries and production-linked fulfillment partners: decisions about contracting authority, coordination responsibilities, handoff obligations, and service accountability.
- Equipment and material suppliers: assessment of book-service customer requirements and commercial relationships, while their standalone equipment and material businesses remain adjacent to the studied services.
- Investors, advisers, and industry bodies: evaluation of business boundaries, capability evidence, buyer access, and contractual dependencies without equating value-chain participation with competitive strength.

2. Research Methodology

2.1. Introduction

The study approaches Book Printing & Packaging Services through the commercial relationships connecting book-service buyers, production providers, and book-associated packaging and delivery responsibilities. Its organizing questions are what is supplied, who commissions it, and which party is accountable for the agreed outcome.

This approach supports comparison between integrated providers, specialists, and intermediaries while preserving their different roles. It establishes the scope and evidence conditions for commercial judgment without presuming a preferred technology, procurement route, or production model.

2.2. Research Design

The research design separates commercial participation, buyer access, and economic interpretation. Participation concerns an identifiable provider and an included book-related offering. Access concerns the buyer, jurisdiction, contracting route, and obligations attached to that offering. Economic interpretation considers how those conditions affect purchasing choices without treating advertised capability as proof of adoption or buyer preference.

Coverage follows the accepted service, format, technology, application, buyer, production, fulfillment, procurement, run-length, and color classifications. A claim about one combination is not extended automatically to other combinations, and a company's broader portfolio does not redefine the study boundary.

Figure 2. Global Book Printing & Packaging Services Market, Research Design

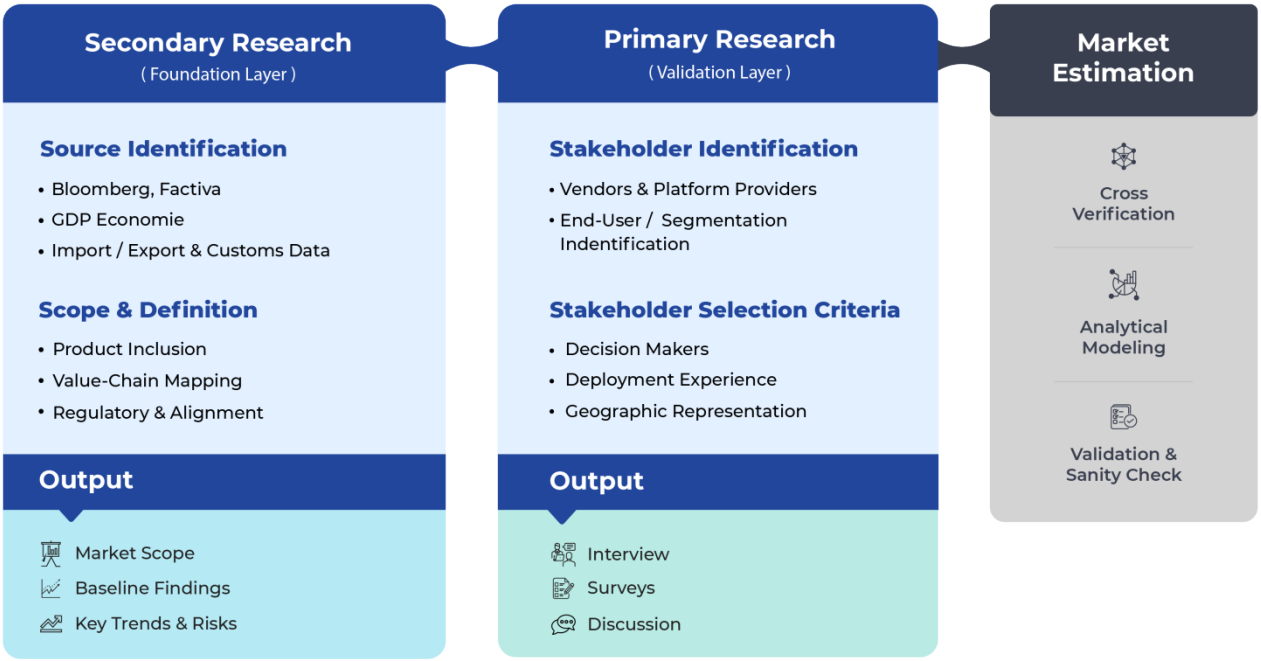

2.2.1. Primary Research

The analyst team conducted primary research as a qualitative challenge layer for market definition, segmentation, demand conditions, adoption barriers, and competitive interpretation. This work tested analytical assumptions and sharpened explanations of market mechanisms without serving as standalone support for numerical estimates.

The qualitative challenge layer is evaluated alongside secondary evidence within the accepted market scope. It informs conditional market explanations and hypotheses for subsequent quantitative analysis. Numerical estimates require their own supporting evidence, and a forecast derived from a qualitative assumption does not independently validate that assumption. Final interpretation must reconcile the qualitative findings with the completed quantitative results.

2.2.2. Secondary Research

Public commercial records have distinct evidentiary roles. Official company portfolios can establish advertised offerings and stated service responsibilities. Mandatory filings can establish disclosed ownership, transactions, and business facts within their reporting perimeter. Regulatory and legal records can establish applicable status or obligations in a particular jurisdiction. Public purchasing records can establish the terms and parties of the purchasing relationship they describe.

These roles are not interchangeable: an offering description does not establish contract eligibility, a public award does not establish access for every buyer, and a regulatory status does not establish adoption. Interpretation should remain tied to the legal entity, activity, jurisdiction, and effective period addressed by the record.

2.3. Research Framework

The framework links each business question to an included offering, an identifiable buyer or supplier role, and the relevant commercial relationship. The accepted taxonomy determines study coverage, while the evidence determines whether a particular provider, contract, or business right supports a conclusion within that coverage.

Competitive comparison distinguishes the contracting party from the party performing the work and from adjacent equipment, material, publishing, or distribution businesses. This distinction supports decisions about supplier fit and accountability without assigning a book-service capability solely from an upstream or downstream affiliation.

Figure 3. Global Book Printing & Packaging Services Market, Research Framework

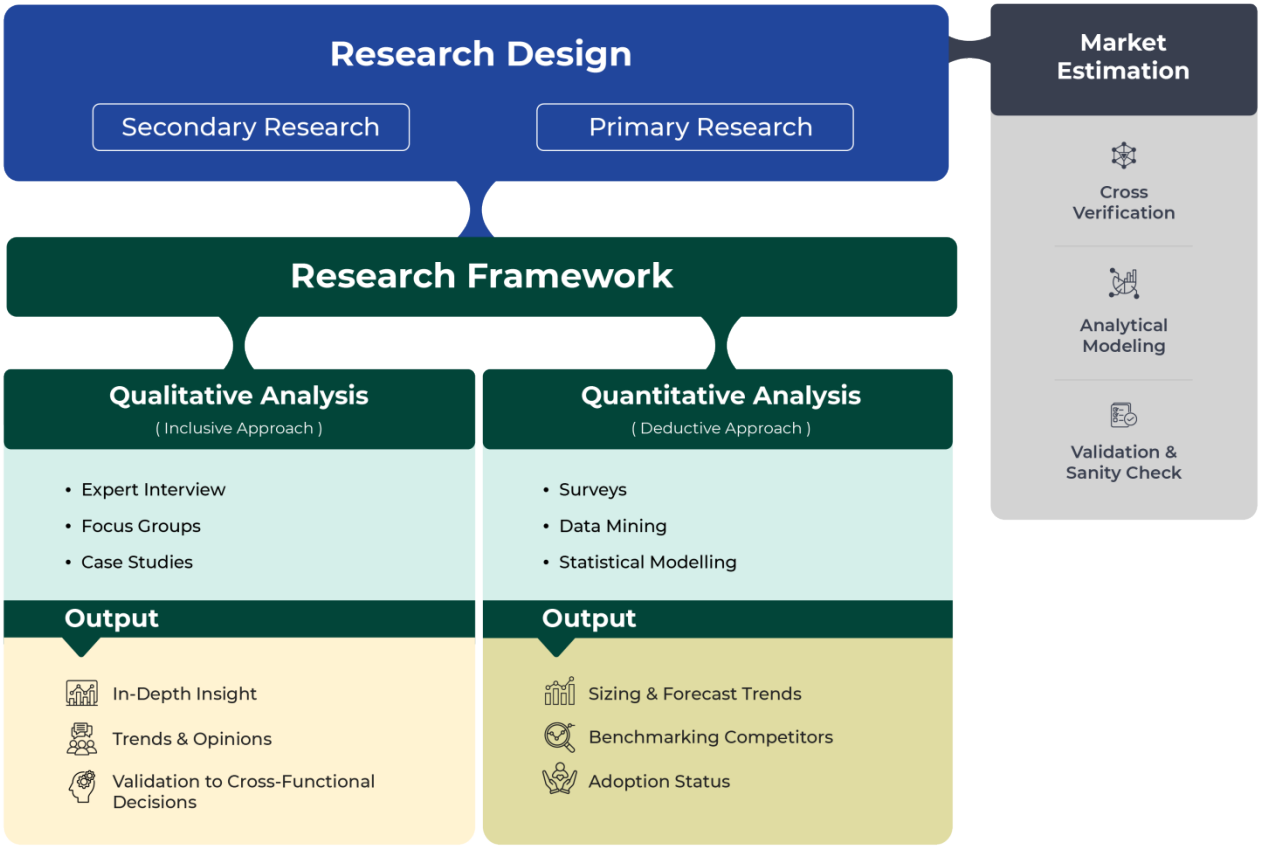

2.3.1. Qualitative Analysis

Qualitative analysis focuses on the conditions governing a book-service relationship: buyer qualification, permissions to reproduce commissioned content, responsibility for approvals and corrections, subcontracting visibility, delivery obligations, and the practical requirements for changing providers. These questions apply to the relevant service combination rather than assuming that an integrated provider and a specialist subcontractor are interchangeable.

Buyer economics are considered through inventory exposure, scheduling flexibility, coordination effort, service continuity, and contractual responsibility. The framework asks whether a purchasing arrangement improves these conditions and what dependencies it introduces, rather than presuming that bundling, outsourcing, or on-demand commissioning is preferable.

2.3.2. Quantitative Analysis

Quantitative interpretation uses the specified study periods, USD reporting currency, absolute-value presentation, and Global boundary as common reference points. The accepted segmentation axes describe different attributes of commercial activity; comparisons therefore require consistent activity boundaries rather than treating classifications under different axes as additional economic activity.

Observed business facts, analytical assumptions, estimated-year assessments, and future scenarios retain distinct meanings. Changes in a provider's disclosed business perimeter, service bundle, or contractual role should not automatically be interpreted as changes in comparable market conditions.

2.4. Market Size Estimation

Market-value interpretation is bounded by the included book-related services, not by the full business of every participating company. Separately commissioned prepress, binding, packaging, packing, production management, and production-linked fulfillment remain within scope alongside integrated book-production arrangements.

Any monetary conclusion requires evidence corresponding to the activity and period being measured. Category inclusion establishes coverage, but it does not establish a supplier's contribution or make overlapping service descriptions additive. Qualitative judgments about capability or buyer needs are not substitutes for activity-specific monetary support.

2.4.1. Top-Down Approach

The top-down perspective is a boundary check against broader publishing, commercial-printing, packaging, or logistics activity. A wider sector aggregate is relevant only to the extent that its coverage can be related to the included book services; its full scope cannot be assigned to this market merely because participating businesses overlap.

Comparability depends on the activity covered, the period, the geography, and whether the description concerns an integrated service or a component of it. A broader classification can provide context without establishing an equivalent measurement perimeter.

2.4.2. Bottom-Up Approach

The bottom-up perspective concerns the relationship between a provider's documented activity and the included book services. An integrated producer, specialist binder, book-packaging provider, and contracting intermediary can have different roles in the same order; identifying those roles is necessary before interpreting their activities together.

Contract scope and subcontracting relationships are therefore important comparison conditions. A provider's presence in the value chain or its broader business turnover does not by itself establish the contribution of the included activity.

2.5. Data Triangulation

Triangulation concerns whether different records address the same service, commercial party, jurisdiction, and effective period. A portfolio, a financial disclosure, and a purchasing record answer different questions; agreement on a company name does not make their claims interchangeable.

When accounts differ, interpretation should preserve material differences in legal entity, bundled scope, eligibility, or timing rather than blend them into an unsupported conclusion. Repetition of the same underlying announcement is not independent corroboration.

Figure 4. Global Book Printing & Packaging Services Market, Data Triangulation

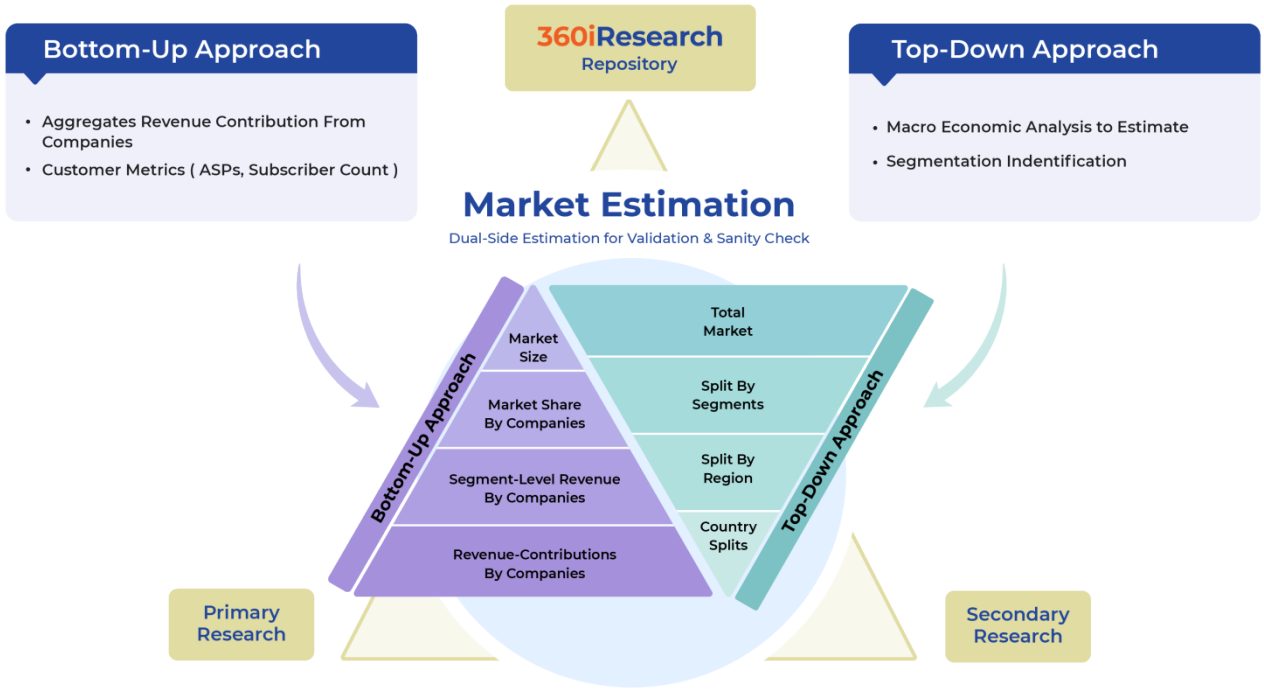

2.6. Research Outcomes

The intended outcome is a defensible basis for comparing book-service providers, commissioning arrangements, and procurement alternatives within the accepted Global scope. Decision support should distinguish documented offerings from conditional suitability, identify who controls purchasing and delivery obligations, and clarify which contractual or jurisdiction-specific conditions require verification before commitment.

The analysis is intended to help buyers assess supplier fit and switching requirements, help providers evaluate the capabilities required to serve particular buyer needs, and help investors distinguish participation in the book value chain from an evidenced position in the included services.

2.7. Research Assumptions

- An included activity is treated as book-related when its documented commercial purpose concerns a physical book or associated preparation, packaging, packing, production management, or production-linked fulfillment. General printing or packaging capability alone is not assumed to establish that relationship.
- Separately commissioned and bundled services both remain within scope. Interpretation depends on identifying the service and the parties' responsibilities rather than assuming that a separate contract creates an unrelated market.
- The segmentation axes describe different attributes of the same commercial activity. Classification under multiple axes does not create additional economic activity.

- Production Model and Printing Technology are separate classifications. Neither is assumed to determine the other or establish a provider's suitability for a particular buyer requirement.
- A provider's stated location is not assumed to establish buyer access, delivery responsibility, or service availability in another jurisdiction. Geographic interpretation must follow the commercial relationship being assessed.

2.8. Research Limitations

- Where a business disclosure combines book services with unrelated printing, publishing, packaging, or logistics activities, the combined disclosure cannot establish the contribution or competitive position of the included services. Conclusions must remain within the separable activity it supports.
- An advertised service does not establish that every accepted format, technology, buyer category, and delivery route is offered together. Supplier fit remains specific to the required combination and contractual commitment.
- A portfolio example or purchasing record supports the relationship and period it describes. It does not by itself establish renewal intentions, exclusivity, ease of switching, or equivalent access for another buyer.
- Where providers use different service or run-length labels, matching terminology cannot establish equivalent purchasing conditions. Comparisons require alignment with the accepted categories and the commercial scope behind each description.

3. Executive Summary

3.1. Introduction

Global Book Printing & Packaging Services is a contract-defined ecosystem spanning preparation, printing, binding, book-associated packaging, packing, production-linked fulfillment, and production management. These responsibilities can be commissioned separately or bundled. Included specialist formats and Braille Embossing remain part of the market without implying interchangeable supplier offerings.

IngramSpark's distinction between printing-only and distribution-enabled titles, Lakeside Book Company's packaging-and-kitting offer, and Bubu's external binding service illustrate different purchasing choices. The decisive buyer problem is securing the required finished book, package, and delivery obligation from an accountable contractor. Integration can reduce handoffs; modular sourcing preserves specialist relationships but requires explicit coordination. Channel access is a separate condition: Barnes & Noble retains placement discretion even when a title's purchasing terms are changed. Commercial positioning therefore depends on the responsibility and access gap a supplier can actually close, not equipment ownership or catalog breadth alone.

Sources & Evidence

1. Frequently Asked Questions | IngramSpark
   · IngramSpark distinguishes printing-only titles from wholesale-distribution enablement and excludes editing, typesetting, and design from its service offer. ([ingramspark.com](https://www.ingramspark.com/faqs))
2. Local Interest in Selling Your Book - B&N Press
   · Barnes & Noble states that changing an LSI-distributed title's purchasing terms does not guarantee shelf placement or a store event. ([help-press.barnesandnoble.com](https://help-press.barnesandnoble.com/hc/en-us/articles/xx.xx-Local-Interest-in-Selling-Your-Book))
3. Book Embellishments, Edge Printing & Kitting | Lakeside Book Company
   · Lakeside advertises packaging, kitting, assembly, and design through one vendor, establishing an integrated offering rather than an accepted project commitment. ([lakesidebookcompany.com](https://lakesidebookcompany.com/embellishments-packaging-kitting/))
4. Print Finishing for B2B Print | Bubu
   · Bubu expressly offers bookbinding and finishing of customer-supplied printed work, supporting separately commissioned specialist purchasing. ([bubu.ch](https://www.bubu.ch/en/solutions/b2b-print/))

3.2. CXO Perspective

Publisher CFOs should tie stocked-edition and replenishment commitments to title-specific availability and edition stability. A fixed arrival requirement can justify Planned Stock Production despite unsold-edition exposure; postponing production is more suitable where the customer accepts the resulting wait. Broader service commitments should follow an accepted availability or handoff obligation, not a provider's portfolio breadth.

For service-provider leaders, a named binding or book-packaging gap offers a more defensible entry position than an unconfirmed integrated promise. Bubu and Showcase Creative advertise specialist contributions, not ready-made partnerships. Taking responsibility for the

complete order requires accepted subcontract obligations; remaining a specialist preserves a narrower responsibility boundary but leaves the wider commission with the prime contractor.

U.S. children's-book accounts require classification-specific compliance ownership; the ordinary-book lead-testing exemption is not a blanket rule for specialty formats. Separately, unresolved contracting identities and complete-service boundaries among some regional, specialist, and legacy alternatives limit backup qualification. Buyers should confirm the seller and accepted commission before relying on those alternatives for continuity.

Sources & Evidence

1. How Do Lulu Direct Orders Work?
   · Lulu Direct prints after purchase, leaving production before shipping; this supports the conditional availability-versus-stock choice. ([help.luludirect.lulu.com](https://help.luludirect.lulu.com/en/support/solutions/articles/xx.xx-how-do-lulu-direct-orders-work-))
2. Terms and Conditions | CPI Print Germany
   · CPI's published German-group terms make order confirmation decisive for scope and distinguish dispatch or readiness from destination receipt. Negotiated obligations can differ. ([cpi-print.de](https://cpi-print.de/en/cpi/agb/))
3. Children's Books | CPSC.gov
   · CPSC distinguishes qualifying ordinary books from play-value, younger-child, and relevant non-paper configurations for the specified lead-content testing exemption. ([cpsc.gov](https://www.cpsc.gov/FAQ/Childrens-Books))
4. Automatisiertes Lagermanagement | Dienstleistungen | CPI Print Deutschland
   · CPI's German ASR lets publishers define inventory and automatic-reprint settings, supporting assessment of continuing stock commitments. ([cpi-print.de](https://cpi-print.de/de/service/automatisiertes-lagermanagement/))
5. Print On-Demand Books | Just-in-Time vs. Book Printing On Demand | Acutrack
   · Acutrack describes its own model as advance printing and inventory-backed fulfillment, supporting the retained-stock distinction. Its comparative performance claims are not adopted. ([acutrack.com](https://www.acutrack.com/book-printing/on-demand/))
6. Publishing Packaging - Bespoke Luxury Packaging
   · Showcase Creative advertises publishing-specific slipcases, presentation boxes, boxed sets, and related components for publishers and production managers. ([showcasecreative.com](https://showcasecreative.com/publishing-packaging))
7. Print Finishing for B2B Print | Bubu
   · The external binding offer establishes a potential specialist contribution, not an accepted partnership or complete-order undertaking. ([bubu.ch](https://www.bubu.ch/en/solutions/b2b-print/))

3.3. New Revenue Opportunities

The assessed revenue themes are continuing-title replenishment for established publishing accounts, production-linked fulfillment for audience-owning creators, separately commissioned packaging around retained printers, and rights-cleared local ordering access. Institutional work remains conditional on the selecting authority's purchasing route and a confirmed commission, rather than reader need alone. These are account-specific service additions: audience access, accepted book-and-destination coverage, and complete-order accountability remain prerequisites. The Opportunity Mapping section provides the detailed

assessment of these routes and their integrated or direct-contract alternatives; none establishes demand or a commercial advantage for every provider.

Sources & Evidence

1. Sell Books On Shopify | Lulu
   · Lulu advertises Shopify-connected printing and shipment, white-label fulfillment, and merchant retention of customer data; the connection does not itself establish an audience.
   ([lulu.com](https://www.lulu.com/sell/sell-on-your-site/shopify))
2. Printing and Publishing Contractors - How to Register
   · GPO requires Publish registration for Small Purchases quotations but permits bids and proposals before registration is complete, illustrating route-specific institutional access.
   ([gpo.gov](https://www.gpo.gov/how-to-work-with-us/vendors/how-to-register/printing-and-publishing-contractors))
3. Local Interest in Selling Your Book - B&N Press
   · The retailer's retained placement discretion qualifies the assessed territorial ordering-access route; orderability is not purchasing demand.
   ([help-press.barnesandnoble.com](https://help-press.barnesandnoble.com/hc/en-us/articles/xx.xx-Local-Interest-in-Selling-Your-Book))
4. Global Connect | Ingram Content Group
   · Global Connect combines local distribution relationships with agreement-based, title-rights-specific participation and local printing and shipment to retailers after orders.
   ([resources.ingramcontent.com](https://resources.ingramcontent.com/publishers/global-connect))
5. Book Embellishments, Edge Printing & Kitting | Lakeside Book Company
   · Its packaging-and-kitting offering supports the integrated alternative referenced alongside separately commissioned packaging.
   ([lakesidebookcompany.com](https://lakesidebookcompany.com/embellishments-packaging-kitting/))
6. Automatisiertes Lagermanagement | Dienstleistungen | CPI Print Deutschland
   · The ASR offering establishes a publisher-controlled replenishment route for continuing titles.
   ([cpi-print.de](https://cpi-print.de/de/service/automatisiertes-lagermanagement/))
7. Realizar inscrição de fornecedores de livros ao PNLD
   · PNLD registration concerns companies holding relevant copyrights and registration of the organization and works, distinguishing publication-supplier eligibility from a production commission.
   ([gov.br](https://www.gov.br/pt-br/servicos/realizar-inscricao-de-fornecedores-de-livros-ao-pnld))
8. Publishing Packaging - Bespoke Luxury Packaging
   · The separately offered publishing-packaging service supports the assessed route around a retained book printer, subject to project acceptance.
   ([showcasecreative.com](https://showcasecreative.com/publishing-packaging))

3.4. Next-Generation Business Models

Established offerings combine book production with different continuing relationships. CPI Print's German ASR supports publisher-controlled replenishment; Acutrack connects advance-stock inventory to ecommerce fulfillment; Lulu Direct produces books after purchase. These models allocate inventory commitment and order handling differently despite their use of automated interfaces. Selection should follow the required title availability, delivered package, and accepted response obligation, rather than a common on-demand label.

Retail administration can also be separated from physical fulfillment. Lulu Direct Standard leaves the creator as merchant of record, while Buy Button gives that role to Lulu; general creator duties for buyer support remain. Creators should choose retained storefront control or

delegated payment administration according to the duties they can sustain, rather than assume outsourced shipment transfers the entire retail promise.

Sources & Evidence

1. How Do Lulu Direct Orders Work?
   · Lulu Direct's documented model produces each book after its order rather than dispatching a previously stocked edition. ([help.luludirect.lulu.com](https://help.luludirect.lulu.com/en/support/solutions/articles/xx.xx-how-do-lulu-direct-orders-work-))
2. Terms and Conditions | CPI Print Germany
   · The posted terms qualify the replenishment model: ordering automation does not itself establish an accepted warehouse-arrival obligation. ([cpi-print.de](https://cpi-print.de/en/cpi/agb/))
3. Terms & Conditions | Lulu
   · Standard leaves the creator as merchant of record; Buy Button assigns that role to Lulu. General creator buyer-support and connectivity responsibilities remain. ([lulu.com](https://www.lulu.com/terms-and-conditions))
4. Automatisiertes Lagermanagement | Dienstleistungen | CPI Print Deutschland
   · ASR connects publisher-defined inventory and reprint controls with delivery to distribution centers or another requested destination. ([cpi-print.de](https://cpi-print.de/de/service/automatisiertes-lagermanagement/))
5. Print On-Demand Books | Just-in-Time vs. Book Printing On Demand | Acutrack
   · Acutrack connects stocked books to ecommerce orders rather than printing after each purchase. This supports a different inventory commitment, not demonstrated superior outcomes. ([acutrack.com](https://www.acutrack.com/book-printing/on-demand/))

3.5. Industry Roadmap

For 2026-2027, deadline-sensitive buyers should obtain destination-arrival acceptance, retain planned stock, or narrow the customer promise: Lulu Direct's published production and delivery dates are estimates. EU-facing book-pack contracts should allocate applicable packaging responsibilities following PPWR's general application on August xx.xx 2026, while distinguishing individual requirement schedules.

For 2028-2029, institutional commitments should follow confirmed publication selection and commissioning. Brazil's March xx.xx 2026 notice for PNLD Anos Finais 2028-2031 supplies a program milestone, not a printing award. Network extensions likewise require accepted coverage: Cloudprinter.com's posted site-acceptance conditions illustrate why book-and-destination commitments and backup responsibilities should precede broader integration. Direct contracting remains an alternative when a specialist undertaking matters more than routing convenience.

For 2030-2032, renewals should settle required independent reuse rights and provide for reassessment of applicable packaging obligations. Jostens' published tool terms restrict third-party printing of tool-created materials; Scotland's public print framework demonstrates a buyer-specific file-handover alternative. The EU's 2030 packaging recyclability objective makes official implementation measures and revised buyer briefs review triggers, without implying simultaneous requirements or uniform supplier displacement.

Sources & Evidence

1. How Do Lulu Direct Orders Work?

   · Lulu states that production and delivery dates are estimates and are not guaranteed, supporting the fixed-arrival qualification. ([help.luludirect.lulu.com](https://help.luludirect.lulu.com/en/support/solutions/articles/xx.xx-how-do-lulu-direct-orders-work-))

2. Packaging waste - European Commission

   · The Commission identifies August xx.xx 2026 as PPWR's general application date and a packaging recyclability objective for 2030, alongside implementation measures and continuing transitional provisions. ([environment.ec.europa.eu](https://environment.ec.europa.eu/topics/waste-and-recycling/packaging-waste_en))

3. Procurement - Framework Agreement for Print and Associated Services (2023), Lot 1 Buyer Guide: Framework Objectives

   · Scotland's public print-framework guide provides for editable final-file handover on request and purchasing-body ownership of specified typesetting files. This is a buyer-specific portability example. ([gov.scot](https://www.gov.scot/publications/procurement-framework-agreement-for-print-and-associated-services-2023-lot-xx.xx-buyer-guide/pages/framework-overview/))

4. Terms & Conditions - Cloudprinter.com

   · Cloudprinter.com's posted terms, effective August xx.xx 2021, retain site-specific product, location, and shipping acceptance and possible direct agreements. Backup routing does not establish acceptance by a substitute. ([cloudprinter.com](https://www.cloudprinter.com/terms-conditions))

5. Jostens Yearbook Agreement Printing Terms

   · Jostens' published agreement restricts third-party printing and reuse of production materials created with its digital tools; actual executed terms and exceptions require confirmation. ([jostens.my.salesforce-sites.com](https://jostens.my.salesforce-sites.com/terms?Lid=YBKUS))

6. Edital Nº 1/2026 - MEC/FNDE: PNLD Anos Finais 2028-2031

   · The March xx.xx 2026 notice calls publishers into registration and evaluation for PNLD Anos Finais 2028-2031. Its scope is a publication-acquisition process, not a printing award. ([gov.br](https://www.gov.br/fnde/pt-br/acesso-a-informacao/acoes-e-programas/programas/programas-do-livro/consultas-editais/editais/pnld-anos-finais-2028-2031/EDITAL_N_1_2026___MEC_FNDE.pdf/%xx.xx%40display-file/file))

4. Market Overview

4.1. Introduction

Book Printing & Packaging Services is a contract-defined production ecosystem spanning preparation, printing, binding, book-associated packaging, packing, production-linked fulfillment, and production management. ▪▪▪▪▪▪▪▪▪▪▪ ▪▪▪▪▪▪▪▪▪ ▪▪▪▪▪▪▪▪▪▪▪▪▪ ▪▪▪ ▪▪▪▪▪▪ ▪▪▪▪▪▪▪▪▪▪▪▪▪ ▪▪▪▪▪▪▪ ▪▪▪ ▪▪▪▪▪▪▪▪▪ ▪▪▪▪▪ ▪▪▪▪▪▪▪▪▪▪▪▪▪▪▪ ▪▪▪▪▪▪▪▪▪▪ ▪▪ ▪▪▪▪▪▪▪▪ ▪▪ ▪▪▪▪▪▪▪▪▪▪ ▪▪▪▪▪▪▪▪▪▪▪▪ Textile Books, Bath Books, Foam Books, and Braille Embossing remain within the accepted scope; their inclusion does not establish interchangeability with standard book-production offerings.

Commercial boundaries are visible in providers' different propositions. IngramSpark distinguishes printing-only titles from titles enabled for wholesale distribution, while Leo Paper Group advertises books and packaging within its portfolio. ▪▪▪ ▪▪▪▪▪▪▪▪ ▪▪▪▪▪▪▪▪▪▪ ▪▪ ▪▪▪▪▪▪▪▪▪ ▪▪▪ ▪▪▪▪▪▪▪▪▪▪▪▪▪ ▪▪▪▪▪ ▪▪▪▪▪▪▪▪▪▪ ▪▪▪ ▪▪▪▪▪▪▪ ▪▪▪ ▪▪▪▪▪▪▪▪▪▪ ▪▪▪▪▪▪▪▪▪▪ ▪▪ ▪▪▪▪▪▪▪▪▪▪ ▪▪▪▪▪▪▪ ▪▪▪▪▪▪▪▪▪ ▪▪▪▪▪▪▪▪▪▪▪▪▪ ▪▪▪▪▪▪▪▪▪▪ ▪▪▪▪▪▪▪▪▪ ▪▪▪▪▪▪▪▪▪▪▪▪▪ ▪▪▪▪▪▪▪ ▪▪▪▪▪▪▪▪▪ ▪▪▪▪▪▪▪▪▪▪▪▪▪ ▪▪▪▪▪▪▪ ▪▪▪▪▪▪▪▪▪ ▪▪▪▪▪▪▪▪▪▪▪▪▪ ▪▪▪ ▪▪▪▪▪▪▪▪▪ ▪▪▪▪▪▪▪▪▪▪▪▪▪

Figure 5. Global Book Printing & Packaging Services Market Size, 2017-2040 (USD Million, Growth %)

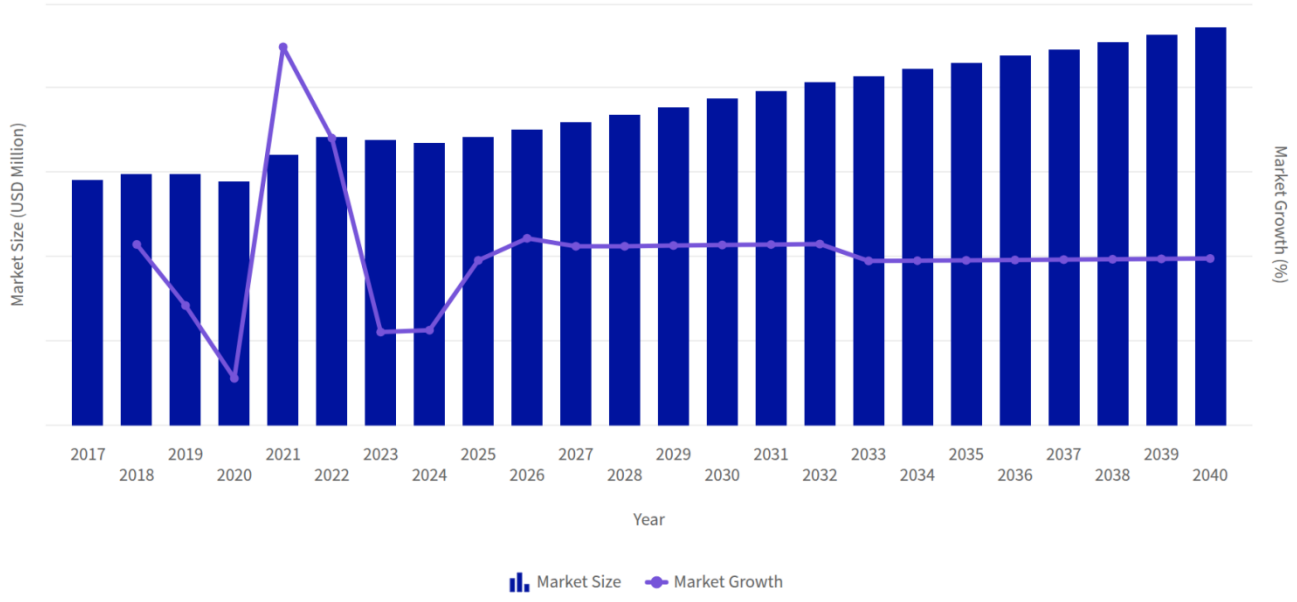

Table 2. Global Book Printing & Packaging Services Market Size, 2017-2040 (USD Million, Growth %)

Metric	2017	2024	2025	2026	2027	2032	2040
Market Size (USD Million)	xx.xx	xx.xx	xx.xx	xx.xx	xx.xx	xx.xx	xx.xx
Market Growth (%)	xx.xx	xx.xx	xx.xx	xx.xx	xx.xx	xx.xx	xx.xx

Sources & Evidence

1. Frequently Asked Questions | IngramSpark
   - IngramSpark distinguishes printing-only titles from titles enabled for wholesale distribution. ([ingramspark.com](https://www.ingramspark.com/faqs))
2. Paper Products | Leo Paper Group
   - Leo Paper Group's advertised portfolio includes books and packaging; this establishes portfolio categories, not a particular bundled commitment. ([leo.com.hk](https://www.leo.com.hk/products-services/products.html))
3. European Book Publishing Statistics 2024
   - Evidence informing the 2024 market-value input; displayed series and growth include calculations: European publishers reported approximately EUR xx.xx of net book-sales revenue in 2024. The disclosed ebook and audiobook proportions inform the modeled xx.xx% physical-book revenue proportion; publisher revenue is an input, not printing-service revenue.
   - Evidence informing the 2025 market-value input; displayed series and growth include calculations: The 2024 publisher-revenue and format observations provide the European demand input carried into the 2025 estimate.
4. The Global Publishing Industry in 2022
   - Evidence informing the 2024 market-value input; displayed series and growth include calculations: Table xx.xx supplies country-level publishing revenues and identifies differences between retail-value, publisher-revenue, print-only and prior-year observations. Selected non-European country observations are adjusted for physical formats and period before estimating production spending.
   - Evidence informing the 2025 market-value input; displayed series and growth include calculations: The selected country observations contribute to the demand pool underlying the 2025 working estimate. Nielsen retail datasets elsewhere in the publication are not used.
5. 2024 年新闻出版统计公报
   - Evidence informing the 2024 market-value input; displayed series and growth include calculations: For 2024, the official table reports xx.xx book copies or sheets and CNY xx.xx of book-publishing revenue. These constrain the demand bridge and historical contraction, rather than directly measuring printing-service sales.
   - Evidence informing the 2025 market-value input; displayed series and growth include calculations: The 2024 book-publishing observation supplies the Chinese demand primitive for the 2025 model.
6. Foreign Exchange Rates - G.5A Annual, January 5, 2026
   - Evidence informing the 2024 market-value input; displayed series and growth include calculations: The official 2024 annual-average conversion inputs are USD xx.xx per EUR, CNY xx.xx per USD and CAD xx.xx per USD.
   - Evidence informing the 2025 market-value input; displayed series and growth include calculations: The exchange-rate table establishes the conversion basis of the preceding-year demand inputs used in the 2025 estimate; subsequent effective-USD price assumptions are modeled separately.
7. Book publishing industry, 2024 - Statistics Canada
   - Evidence informing the 2024 market-value input; displayed series and growth include calculations: Canadian publishers reported CAD xx.xx of print sales outside the online category and CAD xx.xx of online print sales in 2024. Their sum, rather than total operating revenue, supplies the physical-book demand input.
   - Evidence informing the 2025 market-value input; displayed series and growth include calculations: Reported cost of goods sold of CAD xx.xx, up CAD xx.xx from 2022, supplies a cost-pressure cross-check, not a directly attributable printing-services total.

8. U.S. Census Bureau - Books Printing: Shipments, annual table
   - Evidence informing the 2017 market-value input; displayed series and growth include calculations: U.S. books-printing shipments were USD xx.xx in 2017; this is a national production anchor for the historical model.
   - Evidence informing the 2018 market-value input; displayed series and growth include calculations: U.S. books-printing shipments were USD xx.xx in 2018.
   - Evidence informing the 2019 market-value input; displayed series and growth include calculations: U.S. books-printing shipments were USD xx.xx in 2019.
   - Evidence informing the 2020 market-value input; displayed series and growth include calculations: U.S. books-printing shipments were USD xx.xx in 2020.
   - Evidence informing the 2021 market-value input; displayed series and growth include calculations: U.S. books-printing shipments were USD xx.xx in 2021.
   - Evidence informing the 2022 market-value input; displayed series and growth include calculations: U.S. books-printing shipments were USD xx.xx in 2022.
   - Evidence informing the 2024 market-value input; displayed series and growth include calculations: U.S. books-printing shipments were USD xx.xx in 2024. This national industrial measure is narrower than the composite global service boundary.
9. U.S. Census Bureau - Book Publishers, All Establishments: Revenue, annual table
   - Evidence informing the 2024 market-value input; displayed series and growth include calculations: The Census annual series reports USD xx.xx of U.S. book-publisher revenue for 2024. A modeled xx.xx% physical-book proportion excludes digital and other adjacent receipts.
   - Evidence informing the 2025 market-value input; displayed series and growth include calculations: The 2024 Census observation replaces an older survey-based U.S. revenue bridge in the demand pool underlying 2025.
10. Scholastic Corporation - Form 10-K for the year ended May 31, 2025
    - Evidence informing the 2024 market-value input; displayed series and growth include calculations: Scholastic's fiscal 2024 product, service, production and inventory-reserve costs were xx.xx% of revenue; postage, freight, shipping, fulfillment and other costs were xx.xx%. These broad categories constrain, but do not directly establish, eligible outsourced-service spending.
    - Evidence informing the 2025 market-value input; displayed series and growth include calculations: The corresponding fiscal 2025 proportions were xx.xx% and xx.xx%. Royalties and prepublication amortization are separately disclosed, allowing their exclusion from the service-market bridge.
11. CEWE achieves all targets in 2025 and aims to further increase revenue and earnings in 2026
    - Evidence informing the 2025 market-value input; displayed series and growth include calculations: CEWE reported xx.xx CEWE PHOTOBOOK copies in 2025 versus xx.xx in 2024, supporting a positive specialty-book volume assumption without establishing global adoption.
    - Evidence informing the 2026 market-value input; displayed series and growth include calculations: Observed 2025 photobook growth informs the specialty-demand assumption for 2026; the market value remains modeled.
    - Evidence informing the 2032 market-value input; displayed series and growth include calculations: The observed specialty-book activity is a starting condition for the forecast, not independent proof of continued growth through 2032.
    - Evidence informing the 2040 market-value input; displayed series and growth include calculations: The forecast explicitly slows specialty-demand growth after 2032; this source supplies the initial commercial observation, not the long-term growth rate.
12. Paperback Printing Cost - Kindle Direct Publishing
    - Evidence informing the 2025 market-value input; displayed series and growth include calculations: The inspected U.S. paperback schedule charges USD xx.xx plus USD xx.xx per page for the specified regular-trim black-ink category. It provides a contemporary commercial price comparison for the assumed USD xx.xx self-publishing production receipt, not an observed historical price or volume.
    - Evidence informing the 2026 market-value input; displayed series and growth include calculations: The schedule distinguishes printing charges from royalties and retail list prices, supporting the production-receipt boundary used in the estimate.

13. European Book Publishing Statistics 2017
    - Evidence informing the 2017 market-value input; displayed series and growth include calculations: The association's primary survey reports approximately EUR xx.xx of European net publisher revenue for 2017, constraining the pre-pandemic demand level.
14. European Book Publishing Statistics 2019
    - Evidence informing the 2018 market-value input; displayed series and growth include calculations: The association reports approximately EUR xx.xx of publisher revenue for 2018.
    - Evidence informing the 2019 market-value input; displayed series and growth include calculations: The association reports approximately EUR xx.xx for 2019 and identifies a questionnaire change that limits exact comparability with earlier observations.
15. 2021 年新闻出版产业分析报告
    - Evidence informing the 2020 market-value input; displayed series and growth include calculations: The official report's 2021 comparison identifies a substantial rebound from 2020, constraining the pandemic-recovery bridge.
    - Evidence informing the 2021 market-value input; displayed series and growth include calculations: China reported xx.xx book copies or sheets in 2021, up xx.xx%; the report also distinguishes textbook output and reprints.
16. European Book Publishing Statistics 2023
    - Evidence informing the 2022 market-value input; displayed series and growth include calculations: European net publisher revenue was approximately EUR xx.xx in 2022; the association describes paper-cost pressure and price-led growth.

4.2. Key Growth Contribution

Continuing backlist availability can prompt repeat commissioning of supply-chain services alongside book printing. Clays' differentiated backlist arrangements and publisher-warehouse information links demonstrate a proposition built around title-specific availability rather than a uniform stock decision. Serving that need requires usable inventory information, clear replenishment authority, and an accepted response commitment. The counterforce is the customer's arrival requirement: where it cannot accommodate the proposed response, planned stock or a separately agreed service arrangement can be more suitable than postponing production.

Figure 6. Global Book Printing & Packaging Services Market, Key Growth Contribution, by Region, 2025-2032 (USD Million)

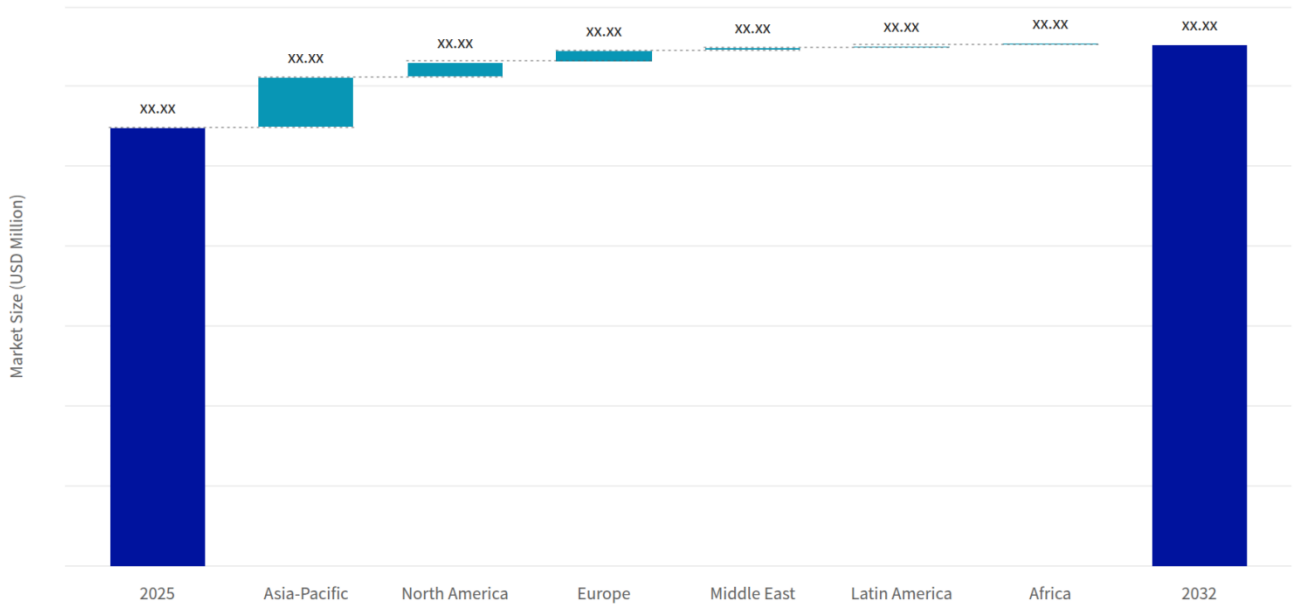

Figure 7. Global Book Printing & Packaging Services Market, Key Growth Contribution, by Country, 2025-2032 (CAGR %)

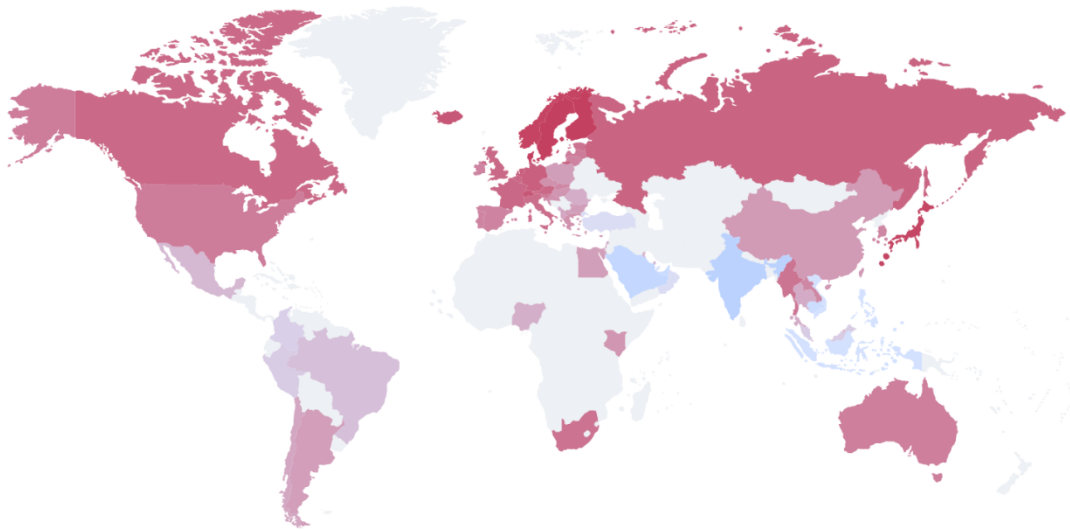

Table 3. Global Book Printing & Packaging Services Market, Key Growth Contribution, 2025-2032

Scope	Leading Category	Added Market Size (USD Million)	Growth Share (%)	CAGR (%)
Book Format	xx.xx	xx.xx	xx.xx	xx.xx
Buyer Type	xx.xx	xx.xx	xx.xx	xx.xx
Country	xx.xx	xx.xx	xx.xx	xx.xx
Fulfillment Model	xx.xx	xx.xx	xx.xx	xx.xx
Interior Color	xx.xx	xx.xx	xx.xx	xx.xx
Packaging Format	xx.xx	xx.xx	xx.xx	xx.xx
Print Run Length	xx.xx	xx.xx	xx.xx	xx.xx
Printing Technology	xx.xx	xx.xx	xx.xx	xx.xx
Procurement Channel	xx.xx	xx.xx	xx.xx	xx.xx
Production Model	xx.xx	xx.xx	xx.xx	xx.xx
Publication Application	xx.xx	xx.xx	xx.xx	xx.xx
Region	xx.xx	xx.xx	xx.xx	xx.xx
Service Offering	xx.xx	xx.xx	xx.xx	xx.xx

Sources & Evidence

1. Supply Chain - Clays

- Clays advertises differentiated backlist arrangements and links to publisher and warehouse systems that provide inventory and distribution visibility. These offerings support the stated commissioning mechanism, not demonstrated title-level performance. ([clays.co.uk](https://www.clays.co.uk/services/supply-chain/))
- Evidence informing base-year allocation inputs; displayed values and growth are calculated: Clays describes differentiated backlist arrangements and stock visibility, supporting a separate inventory-replenishment cohort without establishing its numerical prevalence.
- Evidence informing forecast-year allocation inputs; displayed values and growth are calculated: Clays describes differentiated backlist arrangements and stock visibility, supporting a separate inventory-replenishment cohort without establishing its numerical prevalence.
- Evidence informing base-year allocation inputs; displayed values and growth are calculated: New-title consolidation and predictable annual backlist demand support retaining planned inventory commitments; short-run printing is explicitly not necessarily POD.
- Evidence informing forecast-year allocation inputs; displayed values and growth are calculated: New-title consolidation and predictable annual backlist demand support retaining planned inventory commitments; short-run printing is explicitly not necessarily POD.
- Evidence informing base-year allocation inputs; displayed values and growth are calculated: Clays explicitly distinguishes short-run work from POD, supporting category separation rather than a technological proxy for value share.
- Evidence informing forecast-year allocation inputs; displayed values and growth are calculated: Clays explicitly distinguishes short-run work from POD, supporting category separation rather than a technological proxy for value share.

2. European Book Publishing Statistics 2024
   - Evidence informing the 2025 market-value input; displayed series and growth include calculations: The 2024 publisher-revenue and format observations provide the European demand input carried into the 2025 estimate.
   - Evidence informing base-year allocation inputs; displayed values and growth are calculated: EUR xx.xx of 2024 publisher revenue and weakening physical volumes constrain the European demand weight and forecast, not directly observed service shares.
   ([fep-fee.eu](https://www.fep-fee.eu/European-Book-Publishing-Statistics-2024))
   - Evidence informing forecast-year allocation inputs; displayed values and growth are calculated: EUR xx.xx of 2024 publisher revenue and weakening physical volumes constrain the European demand weight and forecast, not directly observed service shares.
   ([fep-fee.eu](https://www.fep-fee.eu/European-Book-Publishing-Statistics-2024))

3. The Global Publishing Industry in 2022

- Evidence informing the 2025 market-value input; displayed series and growth include calculations: The selected country observations contribute to the demand pool underlying the 2025 working estimate. Nielsen retail datasets elsewhere in the publication are not used.
- Evidence informing base-year allocation inputs; displayed values and growth are calculated: Country revenue/format proxies constrain commissioning weights. ([wipo.int](https://www.wipo.int/edocs/pubdocs/en/wipo-pub-xx.xx-2023-xx.xx-en-the-global-publishing-industry-in-2022.pdf))
- Evidence informing forecast-year allocation inputs; displayed values and growth are calculated: Country revenue/format proxies constrain commissioning weights. ([wipo.int](https://www.wipo.int/edocs/pubdocs/en/wipo-pub-xx.xx-2023-xx.xx-en-the-global-publishing-industry-in-2022.pdf))
- Evidence informing base-year allocation inputs; displayed values and growth are calculated: Revenue and registration proxies constrain allocation. ([wipo.int](https://www.wipo.int/edocs/pubdocs/en/wipo-pub-xx.xx-2023-xx.xx-en-the-global-publishing-industry-in-2022.pdf))
- Evidence informing forecast-year allocation inputs; displayed values and growth are calculated: Revenue and registration proxies constrain allocation. ([wipo.int](https://www.wipo.int/edocs/pubdocs/en/wipo-pub-xx.xx-2023-xx.xx-en-the-global-publishing-industry-in-2022.pdf))
- Evidence informing base-year allocation inputs; displayed values and growth are calculated: Revenue, format and title proxies constrain allocation. ([wipo.int](https://www.wipo.int/edocs/pubdocs/en/wipo-pub-xx.xx-2023-xx.xx-en-the-global-publishing-industry-in-2022.pdf))
- Evidence informing forecast-year allocation inputs; displayed values and growth are calculated: Revenue, format and title proxies constrain allocation. ([wipo.int](https://www.wipo.int/edocs/pubdocs/en/wipo-pub-xx.xx-2023-xx.xx-en-the-global-publishing-industry-in-2022.pdf))
- Evidence informing base-year allocation inputs; displayed values and growth are calculated: Turkish revenue constrains regional commissioning scale. ([wipo.int](https://www.wipo.int/edocs/pubdocs/en/wipo-pub-xx.xx-2023-xx.xx-en-the-global-publishing-industry-in-2022.pdf))
- Evidence informing forecast-year allocation inputs; displayed values and growth are calculated: Turkish revenue constrains regional commissioning scale. ([wipo.int](https://www.wipo.int/edocs/pubdocs/en/wipo-pub-xx.xx-2023-xx.xx-en-the-global-publishing-industry-in-2022.pdf))
- Evidence informing base-year allocation inputs; displayed values and growth are calculated: Nigerian registration activity supplies a modeled-demand input. ([wipo.int](https://www.wipo.int/edocs/pubdocs/en/wipo-pub-xx.xx-2023-xx.xx-en-the-global-publishing-industry-in-2022.pdf))
- Evidence informing forecast-year allocation inputs; displayed values and growth are calculated: Nigerian registration activity supplies a modeled-demand input. ([wipo.int](https://www.wipo.int/edocs/pubdocs/en/wipo-pub-xx.xx-2023-xx.xx-en-the-global-publishing-industry-in-2022.pdf))
- Evidence informing base-year allocation inputs; displayed values and growth are calculated: Country revenue, format and registration proxies constrain allocation. ([wipo.int](https://www.wipo.int/edocs/pubdocs/en/wipo-pub-xx.xx-2023-xx.xx-en-the-global-publishing-industry-in-2022.pdf))
- Evidence informing forecast-year allocation inputs; displayed values and growth are calculated: Country revenue, format and registration proxies constrain allocation. ([wipo.int](https://www.wipo.int/edocs/pubdocs/en/wipo-pub-xx.xx-2023-xx.xx-en-the-global-publishing-industry-in-2022.pdf))
- Evidence informing base-year allocation inputs; displayed values and growth are calculated: Primary survey sector differences constrain the education-adjusted hardcover proxy.
- Evidence informing forecast-year allocation inputs; displayed values and growth are calculated: Primary survey sector differences constrain the education-adjusted hardcover proxy.
- Evidence informing base-year allocation inputs; displayed values and growth are calculated: Educational/trade differences qualify extrapolation of U.S. consumer-format revenue.
- Evidence informing forecast-year allocation inputs; displayed values and growth are calculated: Educational/trade differences qualify extrapolation of U.S. consumer-format revenue.
- Evidence informing base-year allocation inputs; displayed values and growth are calculated: USD xx.xx of surveyed children's publishing revenue anchors the modeled specialty demand pool, not supplier receipts.
- Evidence informing forecast-year allocation inputs; displayed values and growth are calculated: USD xx.xx of

4. 2024 年新闻出版统计公报

- Evidence informing the 2025 market-value input; displayed series and growth include calculations: The 2024 book-publishing observation supplies the Chinese demand primitive for the 2025 model.
- Evidence informing base-year allocation inputs; displayed values and growth are calculated: 2024 book-publishing revenue of CNY xx.xx supplies the physical-demand proxy; reported output contraction qualifies growth assumptions. ([nppa.gov.cn](https://www.nppa.gov.cn/xxgk/fdzdgknr/tjxx/xx.xx/P020251218382424228218.pdf))
- Evidence informing forecast-year allocation inputs; displayed values and growth are calculated: 2024 book-publishing revenue of CNY xx.xx supplies the physical-demand proxy; reported output contraction qualifies growth assumptions. ([nppa.gov.cn](https://www.nppa.gov.cn/xxgk/fdzdgknr/tjxx/xx.xx/P020251218382424228218.pdf))
- Evidence informing base-year allocation inputs; displayed values and growth are calculated: The Chinese book-publishing observation is a major regional demand input, distinct from all printing and packaging industry revenue. ([nppa.gov.cn](https://www.nppa.gov.cn/xxgk/fdzdgknr/tjxx/xx.xx/P020251218382424228218.pdf))
- Evidence informing forecast-year allocation inputs; displayed values and growth are calculated: The Chinese book-publishing observation is a major regional demand input, distinct from all printing and packaging industry revenue. ([nppa.gov.cn](https://www.nppa.gov.cn/xxgk/fdzdgknr/tjxx/xx.xx/P020251218382424228218.pdf))
- Evidence informing base-year allocation inputs; displayed values and growth are calculated: Official 2024 output of xx.xx copies/sheets constrains total modeled publisher activity; it does not disclose single-copy production.
- Evidence informing forecast-year allocation inputs; displayed values and growth are calculated: Official 2024 output of xx.xx copies/sheets constrains total modeled publisher activity; it does not disclose single-copy production.
- Evidence informing base-year allocation inputs; displayed values and growth are calculated: Aggregate copies and annual title output constrain the shared activity model, not an observed short-run share.
- Evidence informing forecast-year allocation inputs; displayed values and growth are calculated: Aggregate copies and annual title output constrain the shared activity model, not an observed short-run share.
- Evidence informing base-year allocation inputs; displayed values and growth are calculated: Aggregate production provides a scale check for the medium-run assumption; annual copies per title are not individual batches.
- Evidence informing forecast-year allocation inputs; displayed values and growth are calculated: Aggregate production provides a scale check for the medium-run assumption; annual copies per title are not individual batches.
- Evidence informing base-year allocation inputs; displayed values and growth are calculated: Approximately xx.xx annual copies per title constrain the long-run scenario without proving its batch mix or forecast.
- Evidence informing forecast-year allocation inputs; displayed values and growth are calculated: Approximately xx.xx annual copies per title constrain the long-run scenario without proving its batch mix or forecast.

5. Foreign Exchange Rates - G.5A Annual, January 5, 2026

- Evidence informing the 2025 market-value input; displayed series and growth include calculations: The exchange-rate table establishes the conversion basis of the preceding-year demand inputs used in the 2025 estimate; subsequent effective-USD price assumptions are modeled separately.

6. Book publishing industry, 2024 - Statistics Canada

- Evidence informing the 2025 market-value input; displayed series and growth include calculations: Reported cost of goods sold of CAD xx.xx, up CAD xx.xx from 2022, supplies a cost-pressure cross-check, not a directly attributable printing-services total.
- Evidence informing base-year allocation inputs; displayed values and growth are calculated: CAD xx.xx plus CAD xx.xx of print sales supplies a physical-book commissioning proxy; digital growth constrains the forecast mix. ([www150.statcan.gc.ca](https://www150.statcan.gc.ca/n1/daily-quotidien/xx.xx/dq260205b-eng.pdf))
- Evidence informing forecast-year allocation inputs; displayed values and growth are calculated: CAD xx.xx plus CAD xx.xx of print sales supplies a physical-book commissioning proxy; digital growth constrains the forecast mix. ([www150.statcan.gc.ca](https://www150.statcan.gc.ca/n1/daily-quotidien/xx.xx/dq260205b-eng.pdf))
- Evidence informing base-year allocation inputs; displayed values and growth are calculated: The Canadian physical-book input contributes to the North American demand index; it is publisher revenue, not service receipts. ([www150.statcan.gc.ca](https://www150.statcan.gc.ca/n1/daily-quotidien/xx.xx/dq260205b-eng.pdf))
- Evidence informing forecast-year allocation inputs; displayed values and growth are calculated: The Canadian physical-book input contributes to the North American demand index; it is publisher revenue, not service receipts. ([www150.statcan.gc.ca](https://www150.statcan.gc.ca/n1/daily-quotidien/xx.xx/dq260205b-eng.pdf))
- Evidence informing base-year allocation inputs; displayed values and growth are calculated: Canadian online versus other print-sales values constrain parcel exposure, with explicit value-to-unit and geographic limitations.
- Evidence informing forecast-year allocation inputs; displayed values and growth are calculated: Canadian online versus other print-sales values constrain parcel exposure, with explicit value-to-unit and geographic limitations.
- Evidence informing base-year allocation inputs; displayed values and growth are calculated: The print-channel value mix supplies a limited parcel-demand proxy, not observed envelope purchases.
- Evidence informing forecast-year allocation inputs; displayed values and growth are calculated: The print-channel value mix supplies a limited parcel-demand proxy, not observed envelope purchases.
- Evidence informing base-year allocation inputs; displayed values and growth are calculated: The print-channel value mix supplies a limited parcel-demand proxy, not observed bag purchases.
- Evidence informing forecast-year allocation inputs; displayed values and growth are calculated: The print-channel value mix supplies a limited parcel-demand proxy, not observed bag purchases.
- Evidence informing base-year allocation inputs; displayed values and growth are calculated: Modest observed online-print growth qualifies aggressive parcel-related wrapping assumptions.
- Evidence informing forecast-year allocation inputs; displayed values and growth are calculated: Modest observed online-print growth qualifies aggressive parcel-related wrapping assumptions.
- Evidence informing base-year allocation inputs; displayed values and growth are calculated: Channel activity constrains the modeled delivery-pack population requiring separate protection.
- Evidence informing forecast-year allocation inputs; displayed values and growth are calculated: Channel activity constrains the modeled delivery-pack population requiring separate protection.
- Evidence informing base-year allocation inputs; displayed values and growth are calculated: Channel activity constrains the modeled delivery-pack population requiring closures.
- Evidence informing forecast-year allocation inputs; displayed values and growth are calculated: Channel activity constrains the modeled delivery-pack population requiring closures.

7. U.S. Census Bureau - Book Publishers, All Establishments: Revenue, annual table
   - Evidence informing the 2025 market-value input; displayed series and growth include calculations: The 2024 Census observation replaces an older survey-based U.S. revenue bridge in the demand pool underlying 2025.
   - Evidence informing base-year allocation inputs; displayed values and growth are calculated: The official Census revenue-series page defines the publisher-receipt measure underlying the retained U.S. input; the exact 2024 cell was not independently re-extracted. ([fred.stlouisfed.org](https://fred.stlouisfed.org/data/AIES51113RCT00US))
   - Evidence informing forecast-year allocation inputs; displayed values and growth are calculated: The official Census revenue-series page defines the publisher-receipt measure underlying the retained U.S. input; the exact 2024 cell was not independently re-extracted. ([fred.stlouisfed.org](https://fred.stlouisfed.org/data/AIES51113RCT00US))

8. Scholastic Corporation - Form 10-K for the year ended May 31, 2025
   - Evidence informing the 2025 market-value input; displayed series and growth include calculations: The corresponding fiscal 2025 proportions were xx.xx% and xx.xx%. Royalties and prepublication amortization are separately disclosed, allowing their exclusion from the service-market bridge.
   - Evidence informing base-year allocation inputs; displayed values and growth are calculated: Fiscal-2025 product, service, production and inventory-reserve costs were xx.xx% of revenue. The broader cost category constrains the manufacturing spending boundary but does not directly disclose printing-service revenue.
   - Evidence informing forecast-year allocation inputs; displayed values and growth are calculated: Fiscal-2025 product, service, production and inventory-reserve costs were xx.xx% of revenue. The broader cost category constrains the manufacturing spending boundary but does not directly disclose printing-service revenue.
   - Evidence informing base-year allocation inputs; displayed values and growth are calculated: Prepublication amortization is disclosed separately from production costs, supporting exclusion of adjacent amortization rather than equating it with externally purchased prepress.
   - Evidence informing forecast-year allocation inputs; displayed values and growth are calculated: Prepublication amortization is disclosed separately from production costs, supporting exclusion of adjacent amortization rather than equating it with externally purchased prepress.
   - Evidence informing base-year allocation inputs; displayed values and growth are calculated: Postage, freight, shipping, fulfillment and other costs were xx.xx% of revenue in fiscal 2025 versus xx.xx% in fiscal 2024. This is a broad buyer-cost check, not an eligible outsourced-fulfillment share.
   - Evidence informing forecast-year allocation inputs; displayed values and growth are calculated: Postage, freight, shipping, fulfillment and other costs were xx.xx% of revenue in fiscal 2025 versus xx.xx% in fiscal 2024. This is a broad buyer-cost check, not an eligible outsourced-fulfillment share.
   - Evidence informing base-year allocation inputs; displayed values and growth are calculated: Outsourced manufacturing coexists with company-operated distribution. Fiscal-2025 production-related costs were xx.xx% of revenue, constraining the inherited spending bridge rather than directly measuring the assumed route fraction.
   - Evidence informing forecast-year allocation inputs; displayed values and growth are calculated: Outsourced manufacturing coexists with company-operated distribution. Fiscal-2025 production-related costs were xx.xx% of revenue, constraining the inherited spending bridge rather than directly measuring the assumed route fraction.
   - Evidence informing base-year allocation inputs; displayed values and growth are calculated: Book-club revenue was xx.xx% online-ordered and xx.xx% parent-ordered, while products typically went to classrooms. This challenges the use of online sales as a proxy for the external contractor's delivery model.
   - Evidence informing forecast-year allocation inputs; displayed values and growth are calculated: Book-club revenue was xx.xx% online-ordered and xx.xx% parent-ordered, while products typically went to classrooms. This challenges the use of online sales as a proxy for the external contractor's delivery model.
   - Evidence informing base-year allocation inputs; displayed values and growth are calculated: Direct printer-to-customer fulfillment is a disclosed option. Broader logistics/other costs were xx.xx% of revenue versus xx.xx% previously, providing a cost-boundary check but no global order-level share or service-price growth observation.
   - Evidence informing forecast-year allocation inputs; displayed values and growth are calculated: Direct printer-to-customer fulfillment is a disclosed option. Broader logistics/other costs were xx.xx% of revenue versus xx.xx% previously, providing a cost-boundary check but no global order-level share or service-price growth observation.

9. CEWE achieves all targets in 2025 and aims to further increase revenue and earnings in 2026

- Evidence informing the 2025 market-value input; displayed series and growth include calculations: CEWE reported xx.xx CEWE PHOTOBOOK copies in 2025 versus xx.xx in 2024, supporting a positive specialty-book volume assumption without establishing global adoption.
- Evidence informing the 2032 market-value input; displayed series and growth include calculations: The observed specialty-book activity is a starting condition for the forecast, not independent proof of continued growth through 2032.
- Evidence informing base-year allocation inputs; displayed values and growth are calculated: Company photobook activity constrains the materiality of specialty commissions; it does not establish the modeled European specialty multiplier or continued growth through 2032. ([ir.cewe.de](https://ir.cewe.de/en/news/cewe-achieves-all-targets-in-2025-and-aims-to-further-increase-revenue-and-earnings-in/70292c17-c943-xx.xx-bd11-4323b6ce54d8))
- Evidence informing forecast-year allocation inputs; displayed values and growth are calculated: Company photobook activity constrains the materiality of specialty commissions; it does not establish the modeled European specialty multiplier or continued growth through 2032. ([ir.cewe.de](https://ir.cewe.de/en/news/cewe-achieves-all-targets-in-2025-and-aims-to-further-increase-revenue-and-earnings-in/70292c17-c943-xx.xx-bd11-4323b6ce54d8))
- Evidence informing base-year allocation inputs; displayed values and growth are calculated: CEWE reports xx.xx photobooks in 2025 compared with xx.xx in 2024. This independently establishes specialty-book activity underlying the nonpublisher model, without establishing a global expansion factor.
- Evidence informing forecast-year allocation inputs; displayed values and growth are calculated: CEWE reports xx.xx photobooks in 2025 compared with xx.xx in 2024. This independently establishes specialty-book activity underlying the nonpublisher model, without establishing a global expansion factor.
- Evidence informing base-year allocation inputs; displayed values and growth are calculated: Observed photobook activity supports retaining premium specialty commissions in the manufacturing mix; the binding allocation and unchanged future cohort profile remain assumptions.
- Evidence informing forecast-year allocation inputs; displayed values and growth are calculated: Observed photobook activity supports retaining premium specialty commissions in the manufacturing mix; the binding allocation and unchanged future cohort profile remain assumptions.
- Evidence informing base-year allocation inputs; displayed values and growth are calculated: Reported photobook volumes constrain personal-book activity and the nonpublisher starting condition, not hardcover prevalence or future share.
- Evidence informing forecast-year allocation inputs; displayed values and growth are calculated: Reported photobook volumes constrain personal-book activity and the nonpublisher starting condition, not hardcover prevalence or future share.
- Evidence informing base-year allocation inputs; displayed values and growth are calculated: Photobook activity supports the separate personal-book commissioning block; its softcover fraction remains assumed.
- Evidence informing forecast-year allocation inputs; displayed values and growth are calculated: Photobook activity supports the separate personal-book commissioning block; its softcover fraction remains assumed.
- Evidence informing base-year allocation inputs; displayed values and growth are calculated: Reported photobook copies rose from xx.xx to xx.xx; the narrower 2026 target qualifies strong specialty-growth assumptions.
- Evidence informing forecast-year allocation inputs; displayed values and growth are calculated: Reported photobook copies rose from xx.xx to xx.xx; the narrower 2026 target qualifies strong specialty-growth assumptions.
- Evidence informing base-year allocation inputs; displayed values and growth are calculated: Specialty-book activity constrains the presentation-demand scenario but does not measure gift-box attachment.
- Evidence informing forecast-year allocation inputs; displayed values and growth are calculated: Specialty-book activity constrains the presentation-demand scenario but does not measure gift-box attachment.
- Evidence informing base-year allocation inputs; displayed values and growth are calculated: Reports xx.xx CEWE PHOTOBOOK units in 2025 versus xx.xx in 2024, constraining the specialty-book demand budget without establishing a global process split.
- Evidence informing forecast-year allocation inputs; displayed values and growth are calculated: Reports xx.xx CEWE PHOTOBOOK units in 2025 versus xx.xx in 2024, constraining the specialty-book demand budget without establishing a global process split.
- Evidence informing base-year allocation inputs; displayed values and growth are calculated: The photobook observation constrains the shared demand pool used in the silver-halide model; it is not silver-halide output or proof of future adoption.

10. Paperback Printing Cost - Kindle Direct Publishing

- Evidence informing the 2025 market-value input; displayed series and growth include calculations: The inspected U.S. paperback schedule charges USD xx.xx plus USD xx.xx per page for the specified regular-trim black-ink category. It provides a contemporary commercial price comparison for the assumed USD xx.xx self-publishing production receipt, not an observed historical price or volume.
- Evidence informing base-year allocation inputs; displayed values and growth are calculated: The current U.S. regular-trim black-ink schedule uses USD xx.xx plus USD xx.xx per page for the relevant page band, yielding the USD xx.xx representative manufacturing comparator. It anchors relative weights, not an observed global 2025 price or future share.
- Evidence informing forecast-year allocation inputs; displayed values and growth are calculated: The current U.S. regular-trim black-ink schedule uses USD xx.xx plus USD xx.xx per page for the relevant page band, yielding the USD xx.xx representative manufacturing comparator. It anchors relative weights, not an observed global 2025 price or future share.
- Evidence informing base-year allocation inputs; displayed values and growth are calculated: The paperback manufacturing comparator supplies the baseline from which the modeled binding component and hardcover increment are separated.
- Evidence informing forecast-year allocation inputs; displayed values and growth are calculated: The paperback manufacturing comparator supplies the baseline from which the modeled binding component and hardcover increment are separated.
- Evidence informing base-year allocation inputs; displayed values and growth are calculated: The separately identified paperback printing charge constrains the self-publishing production-receipt model and its distinction from retail proceeds.
- Evidence informing forecast-year allocation inputs; displayed values and growth are calculated: The separately identified paperback printing charge constrains the self-publishing production-receipt model and its distinction from retail proceeds.
- Evidence informing base-year allocation inputs; displayed values and growth are calculated: The inspected U.S. regular-trim black-ink schedule charges USD xx.xx plus USD xx.xx per page. It is a contemporary production-charge comparison for the modeled USD xx.xx receipt, not an observed historical Global average.
- Evidence informing forecast-year allocation inputs; displayed values and growth are calculated: The inspected U.S. regular-trim black-ink schedule charges USD xx.xx plus USD xx.xx per page. It is a contemporary production-charge comparison for the modeled USD xx.xx receipt, not an observed historical Global average.
- Evidence informing base-year allocation inputs; displayed values and growth are calculated: The relevant current U.S. paperback printing schedule is USD xx.xx plus USD xx.xx per page, giving USD xx.xx at xx.xx pages. This is a commercial price comparison for creator-production receipts, not proof of 2025 realization, volume or fulfillment mix.
- Evidence informing forecast-year allocation inputs; displayed values and growth are calculated: The relevant current U.S. paperback printing schedule is USD xx.xx plus USD xx.xx per page, giving USD xx.xx at xx.xx pages. This is a commercial price comparison for creator-production receipts, not proof of 2025 realization, volume or fulfillment mix.
- Evidence informing base-year allocation inputs; displayed values and growth are calculated: The current U.S. regular-trim black-ink schedule of USD xx.xx plus USD xx.xx per page gives USD xx.xx at xx.xx pages, a magnitude check for modeled single-copy receipts. It establishes neither global volume nor historical or forecast share.
- Evidence informing forecast-year allocation inputs; displayed values and growth are calculated: The current U.S. regular-trim black-ink schedule of USD xx.xx plus USD xx.xx per page gives USD xx.xx at xx.xx pages, a magnitude check for modeled single-copy receipts. It establishes neither global volume nor historical or forecast share.
- Evidence informing base-year allocation inputs; displayed values and growth are calculated: The current U.S. regular-trim black-ink schedule charges USD xx.xx plus USD xx.xx per page, yielding USD xx.xx for xx.xx pages. This is a contemporary price comparator, not a historical global average. ([kdp.amazon.com](https://kdp.amazon.com/en_US/help/topic/G201834340))
- Evidence informing forecast-year allocation inputs; displayed values and growth are calculated: The current U.S. regular-trim black-ink schedule charges USD xx.xx plus USD xx.xx per page, yielding USD xx.xx for xx.xx pages. This is a contemporary price comparator, not a historical global average. ([kdp.amazon.com](https://kdp.amazon.com/en_US/help/topic/G201834340))
- Evidence informing base-year allocation inputs; displayed values and growth are calculated: The comparable standard and premium color charges calculate to USD xx.xx and USD xx.xx. They constrain relative manufacturing receipts; future pricing and global extrapolation remain assumptions. ([kdp.amazon.com](https://kdp.amazon.com/en_US/help/topic/G201834340))
- Evidence informing forecast-year allocation inputs; displayed values and growth are calculated: The

11. Foreign Exchange Rates - G.5A Annual, January 5, 2026
    - Evidence informing base-year allocation inputs; displayed values and growth are calculated: Official annual-average exchange-rate methodology supports the frozen common-USD conversion convention; it does not measure service demand. ([federalreserve.gov](https://www.federalreserve.gov/releases/g5a/xx.xx/))
    - Evidence informing forecast-year allocation inputs; displayed values and growth are calculated: Official annual-average exchange-rate methodology supports the frozen common-USD conversion convention; it does not measure service demand. ([federalreserve.gov](https://www.federalreserve.gov/releases/g5a/xx.xx/))
    - Evidence informing base-year allocation inputs; displayed values and growth are calculated: The annual currency-conversion convention prevents mixing local-currency demand inputs with USD allocation weights. ([federalreserve.gov](https://www.federalreserve.gov/releases/g5a/xx.xx/))
    - Evidence informing forecast-year allocation inputs; displayed values and growth are calculated: The annual currency-conversion convention prevents mixing local-currency demand inputs with USD allocation weights. ([federalreserve.gov](https://www.federalreserve.gov/releases/g5a/xx.xx/))
    - Evidence informing base-year allocation inputs; displayed values and growth are calculated: The official 2025 annual average is USD xx.xx per GBP. It converts the GBP packaging comparator into the common monetary basis used in the starting allocation.
    - Evidence informing forecast-year allocation inputs; displayed values and growth are calculated: The official 2025 annual average is USD xx.xx per GBP. It converts the GBP packaging comparator into the common monetary basis used in the starting allocation.
    - Evidence informing base-year allocation inputs; displayed values and growth are calculated: The same conversion supports the common-currency packaging/packing denominator inherited by the forecast; no 2032 exchange rate is asserted.
    - Evidence informing forecast-year allocation inputs; displayed values and growth are calculated: The same conversion supports the common-currency packaging/packing denominator inherited by the forecast; no 2032 exchange rate is asserted.
12. GCC Statistical Center - Education Statistics 2024 announcement, March 23, 2026
    - Evidence informing base-year allocation inputs; displayed values and growth are calculated: Approximately xx.xx general-school pupils constrain the regional educational customer pool; national apportionment and monetization are assumed. ([gccstat.org](https://www.gccstat.org/news/xx.xx))
    - Evidence informing forecast-year allocation inputs; displayed values and growth are calculated: Approximately xx.xx general-school pupils constrain the regional educational customer pool; national apportionment and monetization are assumed. ([gccstat.org](https://www.gccstat.org/news/xx.xx))
13. South African Book Publishing Industry Survey 2023-2024
    - Evidence informing base-year allocation inputs; displayed values and growth are calculated: The transparent national publisher survey supplies a regional commercial comparator, not an observed African printing-service total. ([publishsa.co.za](https://publishsa.co.za/wp-content/uploads/2025/xx.xx/South-African-Book-Publishing-Industry-Survey-2023-2024.pdf))
    - Evidence informing forecast-year allocation inputs; displayed values and growth are calculated: The transparent national publisher survey supplies a regional commercial comparator, not an observed African printing-service total. ([publishsa.co.za](https://publishsa.co.za/wp-content/uploads/2025/xx.xx/South-African-Book-Publishing-Industry-Survey-2023-2024.pdf))

14. Ministry of Education - Press conference release, December 17, 2024
    - Evidence informing base-year allocation inputs; displayed values and growth are calculated: The announced increase in annual NCERT textbook printing from xx.xx to xx.xx supports an educational-demand mechanism, not realized supplier receipts or the modeled forecast share. ([education.gov.in](https://www.education.gov.in/sites/upload_files/mhrd/files/PIB%20releae%20of%20the%20Press%20Conference%20held%20today.pdf))
    - Evidence informing forecast-year allocation inputs; displayed values and growth are calculated: The announced increase in annual NCERT textbook printing from xx.xx to xx.xx supports an educational-demand mechanism, not realized supplier receipts or the modeled forecast share. ([education.gov.in](https://www.education.gov.in/sites/upload_files/mhrd/files/PIB%20releae%20of%20the%20Press%20Conference%20held%20today.pdf))
15. Global Connect - Ingram Content Group
    - Evidence informing base-year allocation inputs; displayed values and growth are calculated: Agreement-dependent network access does not quantify Brazilian commissions or guarantee institutional awards. ([resources.ingramcontent.com](https://resources.ingramcontent.com/publishers/global-connect))
    - Evidence informing forecast-year allocation inputs; displayed values and growth are calculated: Agreement-dependent network access does not quantify Brazilian commissions or guarantee institutional awards. ([resources.ingramcontent.com](https://resources.ingramcontent.com/publishers/global-connect))
16. Paperback and Hardcover Distribution Rights - Kindle Direct Publishing
    - Evidence informing base-year allocation inputs; displayed values and growth are calculated: The marketplace-specific physical-book distribution restriction is not evidence of zero Mexican printing and packaging demand. ([kdp.amazon.com](https://kdp.amazon.com/en_US/help/topic/G201834280))
    - Evidence informing forecast-year allocation inputs; displayed values and growth are calculated: The marketplace-specific physical-book distribution restriction is not evidence of zero Mexican printing and packaging demand. ([kdp.amazon.com](https://kdp.amazon.com/en_US/help/topic/G201834280))
17. Hardcover Printing Cost - Kindle Direct Publishing
    - Evidence informing base-year allocation inputs; displayed values and growth are calculated: The current U.S. regular-trim hardcover schedule uses USD xx.xx plus USD xx.xx per page in the relevant band. Comparison with paperback charges constrains the premium-equivalent manufacturing model.
    - Evidence informing forecast-year allocation inputs; displayed values and growth are calculated: The current U.S. regular-trim hardcover schedule uses USD xx.xx plus USD xx.xx per page in the relevant band. Comparison with paperback charges constrains the premium-equivalent manufacturing model.
    - Evidence informing base-year allocation inputs; displayed values and growth are calculated: The USD xx.xx fixed-charge difference supplies the POD premium input; the xx.xx% commercial-run realization and premium incidence are explicitly modeled rather than disclosed.
    - Evidence informing forecast-year allocation inputs; displayed values and growth are calculated: The USD xx.xx fixed-charge difference supplies the POD premium input; the xx.xx% commercial-run realization and premium incidence are explicitly modeled rather than disclosed.
18. User Fees - University of Wisconsin-Milwaukee Print & Copy Services
    - Evidence informing base-year allocation inputs; displayed values and growth are calculated: The university service schedule separately prices preflight/prepress preparation at USD xx.xx per hour, establishing a paid preparation activity rather than an automatic component of every printing-platform purchase.
    - Evidence informing forecast-year allocation inputs; displayed values and growth are calculated: The university service schedule separately prices preflight/prepress preparation at USD xx.xx per hour, establishing a paid preparation activity rather than an automatic component of every printing-platform purchase.
    - Evidence informing base-year allocation inputs; displayed values and growth are calculated: Perfect binding is listed at USD xx.xx-xx.xx per book. The lower endpoint is the model's basic-binding comparator, not a measured worldwide realization.
    - Evidence informing forecast-year allocation inputs; displayed values and growth are calculated: Perfect binding is listed at USD xx.xx-xx.xx per book. The lower endpoint is the model's basic-binding comparator, not a measured worldwide realization.

19. How Much Does It Cost to Print a Book? - QinPrinting
    - Evidence informing base-year allocation inputs; displayed values and growth are calculated: The supplier's delivered xx.xx-page, xx.xx-copy color-book examples list USD xx.xx for softcover and USD xx.xx for hardcover. They provide a commercial-run countercheck, with delivery and product differences preventing direct substitution.
    - Evidence informing forecast-year allocation inputs; displayed values and growth are calculated: The supplier's delivered xx.xx-page, xx.xx-copy color-book examples list USD xx.xx for softcover and USD xx.xx for hardcover. They provide a commercial-run countercheck, with delivery and product differences preventing direct substitution.
    - Evidence informing base-year allocation inputs; displayed values and growth are calculated: The smaller hardcover premium in this offset example qualifies extrapolation of the full POD hardcover increment into binding revenue.
    - Evidence informing forecast-year allocation inputs; displayed values and growth are calculated: The smaller hardcover premium in this offset example qualifies extrapolation of the full POD hardcover increment into binding revenue.
    - Evidence informing base-year allocation inputs; displayed values and growth are calculated: Comparable hardcover and softcover quotations constrain the assumed relative manufacturing realization after scope adjustments.
    - Evidence informing forecast-year allocation inputs; displayed values and growth are calculated: Comparable hardcover and softcover quotations constrain the assumed relative manufacturing realization after scope adjustments.
    - Evidence informing base-year allocation inputs; displayed values and growth are calculated: Softcover prices provide a commercial comparison, not a historical global average.
    - Evidence informing forecast-year allocation inputs; displayed values and growth are calculated: Softcover prices provide a commercial comparison, not a historical global average.
    - Evidence informing base-year allocation inputs; displayed values and growth are calculated: Board-book quotations constrain the assumed production receipt; delivery and duties require adjustment.
    - Evidence informing forecast-year allocation inputs; displayed values and growth are calculated: Board-book quotations constrain the assumed production receipt; delivery and duties require adjustment.
    - Evidence informing base-year allocation inputs; displayed values and growth are calculated: Mechanical-binding quotations constrain the unit-receipt assumption, not incidence.
    - Evidence informing forecast-year allocation inputs; displayed values and growth are calculated: Mechanical-binding quotations constrain the unit-receipt assumption, not incidence.
    - Evidence informing base-year allocation inputs; displayed values and growth are calculated: Short-booklet quotations constrain the lower realization used for eligible saddle-stitched books.
    - Evidence informing forecast-year allocation inputs; displayed values and growth are calculated: Short-booklet quotations constrain the lower realization used for eligible saddle-stitched books.
20. Book Wrap Mailers / Book Boxes - Packaging ONE
    - Evidence informing base-year allocation inputs; displayed values and growth are calculated: The manufacturer lists MP2 book mailers at GBP xx.xx each for xx.xx packs of xx.xx excluding VAT. The converted unit price supplies the packaging-creation value proxy, not a global average or a historical quote.
    - Evidence informing forecast-year allocation inputs; displayed values and growth are calculated: The manufacturer lists MP2 book mailers at GBP xx.xx each for xx.xx packs of xx.xx excluding VAT. The converted unit price supplies the packaging-creation value proxy, not a global average or a historical quote.
    - Evidence informing base-year allocation inputs; displayed values and growth are calculated: The enclosure price forms the other side of the creation-versus-packing ratio. One comparable enclosure per packing unit is an explicit activity-matching assumption.
    - Evidence informing forecast-year allocation inputs; displayed values and growth are calculated: The enclosure price forms the other side of the creation-versus-packing ratio. One comparable enclosure per packing unit is an explicit activity-matching assumption.

21. Optional Book Publishing Services - InstantPublisher
    - Evidence informing base-year allocation inputs; displayed values and growth are calculated: The provider lists layout/typesetting at USD xx.xx per page with a USD xx.xx minimum. This supports the preparation-spending feasibility check, with purchase incidence and copies per job remaining assumptions.
    - Evidence informing forecast-year allocation inputs; displayed values and growth are calculated: The provider lists layout/typesetting at USD xx.xx per page with a USD xx.xx minimum. This supports the preparation-spending feasibility check, with purchase incidence and copies per job remaining assumptions.
    - Evidence informing base-year allocation inputs; displayed values and growth are calculated: Individual shrink-wrapping is listed at USD xx.xx each plus USD xx.xx setup. Amortizing setup over an assumed xx.xx copies gives the USD xx.xx packing comparator.
    - Evidence informing forecast-year allocation inputs; displayed values and growth are calculated: Individual shrink-wrapping is listed at USD xx.xx each plus USD xx.xx setup. Amortizing setup over an assumed xx.xx copies gives the USD xx.xx packing comparator.
22. How Does Merchant Pricing Work for Ecommerce Stores? - Lulu Direct
    - Evidence informing base-year allocation inputs; displayed values and growth are calculated: The September 2026 merchant-pricing explanation identifies a USD xx.xx fulfillment fee and separates merchant retail receipts from payments for supplier production, shipping and taxes. The fee is a contemporary feasibility comparator, not verified 2025 penetration or a future charge.
    - Evidence informing forecast-year allocation inputs; displayed values and growth are calculated: The September 2026 merchant-pricing explanation identifies a USD xx.xx fulfillment fee and separates merchant retail receipts from payments for supplier production, shipping and taxes. The fee is a contemporary feasibility comparator, not verified 2025 penetration or a future charge.
    - Evidence informing base-year allocation inputs; displayed values and growth are calculated: Merchant retail receipts are separate from payments for printing and fulfillment. The current page lists a USD xx.xx fulfillment fee, with shipping and taxes separately calculated. This supports the service-value boundary, not a historical average fee or global order volume.
    - Evidence informing forecast-year allocation inputs; displayed values and growth are calculated: Merchant retail receipts are separate from payments for printing and fulfillment. The current page lists a USD xx.xx fulfillment fee, with shipping and taxes separately calculated. This supports the service-value boundary, not a historical average fee or global order volume.
    - Evidence informing base-year allocation inputs; displayed values and growth are calculated: Lulu identifies separate retail and production/fulfillment transactions and a USD xx.xx fulfillment fee. This supports excluding merchant retail margins from production-service value and avoiding automatic procurement-channel classification from the storefront.
    - Evidence informing forecast-year allocation inputs; displayed values and growth are calculated: Lulu identifies separate retail and production/fulfillment transactions and a USD xx.xx fulfillment fee. This supports excluding merchant retail margins from production-service value and avoiding automatic procurement-channel classification from the storefront.

23. AAP December 2025 StatShot Report

- Evidence informing base-year allocation inputs; displayed values and growth are calculated: The primary monthly reporting panel's full-year 2025 trade figures show paperback revenue down xx.xx%. This qualifies broad physical-book growth assumptions and supplies directional mix evidence only.
- Evidence informing forecast-year allocation inputs; displayed values and growth are calculated: The primary monthly reporting panel's full-year 2025 trade figures show paperback revenue down xx.xx%. This qualifies broad physical-book growth assumptions and supplies directional mix evidence only.
- Evidence informing base-year allocation inputs; displayed values and growth are calculated: The same approximately xx.xx-publisher panel shows hardcover revenue up xx.xx%. It supports a modest premium-mix hypothesis but neither measures global binding spending nor proves the forecast.
- Evidence informing forecast-year allocation inputs; displayed values and growth are calculated: The same approximately xx.xx-publisher panel shows hardcover revenue up xx.xx%. It supports a modest premium-mix hypothesis but neither measures global binding spending nor proves the forecast.
- Evidence informing base-year allocation inputs; displayed values and growth are calculated: Direct-participant 2025 hardback revenue of approximately USD xx.xx anchors the adjusted conventional-format model; it is not printing revenue or a global share.
- Evidence informing forecast-year allocation inputs; displayed values and growth are calculated: Direct-participant 2025 hardback revenue of approximately USD xx.xx anchors the adjusted conventional-format model; it is not printing revenue or a global share.
- Evidence informing base-year allocation inputs; displayed values and growth are calculated: Reported paperback revenue of approximately USD xx.xx plus USD xx.xx mass-market revenue supplies the comparison input. Reported annual movements qualify the forecast starting mix, not its future persistence.
- Evidence informing forecast-year allocation inputs; displayed values and growth are calculated: Reported paperback revenue of approximately USD xx.xx plus USD xx.xx mass-market revenue supplies the comparison input. Reported annual movements qualify the forecast starting mix, not its future persistence.
- Evidence informing base-year allocation inputs; displayed values and growth are calculated: Direct publisher-sample religious and trade physical-format receipts provide a category-intensity proxy, subject to explicit geographic and coverage adjustments.
- Evidence informing forecast-year allocation inputs; displayed values and growth are calculated: Direct publisher-sample religious and trade physical-format receipts provide a category-intensity proxy, subject to explicit geographic and coverage adjustments.

24. Print and Associated Services Framework - Lot 1 Buyer Guide: Framework Objectives
    - Evidence informing base-year allocation inputs; displayed values and growth are calculated: The public purchasing framework separately specifies production-management advice. It establishes a purchased responsibility but not a global fee rate or permission to count subcontract pass-through as retained revenue.
    - Evidence informing forecast-year allocation inputs; displayed values and growth are calculated: The public purchasing framework separately specifies production-management advice. It establishes a purchased responsibility but not a global fee rate or permission to count subcontract pass-through as retained revenue.
    - Evidence informing base-year allocation inputs; displayed values and growth are calculated: The framework also specifies finished-goods stock holding and call-off, with required holding costs included in the print-job price. This supports allocating embedded production-linked fulfillment rather than restricting the category to standalone invoices.
    - Evidence informing forecast-year allocation inputs; displayed values and growth are calculated: The framework also specifies finished-goods stock holding and call-off, with required holding costs included in the print-job price. This supports allocating embedded production-linked fulfillment rather than restricting the category to standalone invoices.
    - Evidence informing base-year allocation inputs; displayed values and growth are calculated: Finished goods may be held for call-off, with storage included in the print job where required. This supports consolidated releases as a production-linked arrangement without assuming every release is an individual order.
    - Evidence informing forecast-year allocation inputs; displayed values and growth are calculated: Finished goods may be held for call-off, with storage included in the print job where required. This supports consolidated releases as a production-linked arrangement without assuming every release is an individual order.
    - Evidence informing base-year allocation inputs; displayed values and growth are calculated: Contractors maintain designated distribution lists, deliver to nominated addresses and receive job-specific copy allocations, supporting the modeled list-delivery category.
    - Evidence informing forecast-year allocation inputs; displayed values and growth are calculated: Contractors maintain designated distribution lists, deliver to nominated addresses and receive job-specific copy allocations, supporting the modeled list-delivery category.
    - Evidence informing base-year allocation inputs; displayed values and growth are calculated: The coexistence of stock holding, call-off and distribution-list obligations supports separating production trigger from fulfillment responsibility; call-off alone does not establish transaction-level fulfillment.
    - Evidence informing forecast-year allocation inputs; displayed values and growth are calculated: The coexistence of stock holding, call-off and distribution-list obligations supports separating production trigger from fulfillment responsibility; call-off alone does not establish transaction-level fulfillment.

25. Frequently Asked Questions - IngramSpark
    - Evidence informing base-year allocation inputs; displayed values and growth are calculated: IngramSpark states that it does not provide editing, typesetting or design services. This counterexample prevents treating all platform manufacturing commissions as purchases of professional preparation services.
    - Evidence informing forecast-year allocation inputs; displayed values and growth are calculated: IngramSpark states that it does not provide editing, typesetting or design services. This counterexample prevents treating all platform manufacturing commissions as purchases of professional preparation services.
    - Evidence informing base-year allocation inputs; displayed values and growth are calculated: The provider permits nonexclusive sourcing when the customer owns its ISBN and does not offer editing, typesetting or design. These terms constrain the author service boundary, not adoption or revenue growth.
    - Evidence informing forecast-year allocation inputs; displayed values and growth are calculated: The provider permits nonexclusive sourcing when the customer owns its ISBN and does not offer editing, typesetting or design. These terms constrain the author service boundary, not adoption or revenue growth.
    - Evidence informing base-year allocation inputs; displayed values and growth are calculated: IngramSpark permits nonexclusive use of other printers, distributors and fulfillment providers when publishers own their ISBN. This establishes an alternative-sourcing option, not observed switching or a numerical channel allocation.
    - Evidence informing forecast-year allocation inputs; displayed values and growth are calculated: IngramSpark permits nonexclusive use of other printers, distributors and fulfillment providers when publishers own their ISBN. This establishes an alternative-sourcing option, not observed switching or a numerical channel allocation.
26. Packaging Printing & Production - Imago Group
    - Evidence informing base-year allocation inputs; displayed values and growth are calculated: The supplier identifies book slipcases, clamshell cases, tray-and-lid constructions and multicomponent publisher packaging. This supports the enclosure-production boundary and the limitation of a simple mailer-price proxy; it does not supply sales weights.
    - Evidence informing forecast-year allocation inputs; displayed values and growth are calculated: The supplier identifies book slipcases, clamshell cases, tray-and-lid constructions and multicomponent publisher packaging. This supports the enclosure-production boundary and the limitation of a simple mailer-price proxy; it does not supply sales weights.
27. Services - Bridgeport National Bindery
    - Evidence informing base-year allocation inputs; displayed values and growth are calculated: The short-run book-production portfolio separately lists shrink-wrapping and set packing. It establishes commercial packing activity distinct from enclosure manufacture and binding, without measuring its revenue.
    - Evidence informing forecast-year allocation inputs; displayed values and growth are calculated: The short-run book-production portfolio separately lists shrink-wrapping and set packing. It establishes commercial packing activity distinct from enclosure manufacture and binding, without measuring its revenue.
28. Terms and Conditions - CPI Print Germany
    - Evidence informing base-year allocation inputs; displayed values and growth are calculated: Published terms distinguish ex-works production prices from packaging, freight and postage and reserve specified input-cost adjustment rights. They support comparable-scope valuation but do not establish realized inflation.
    - Evidence informing forecast-year allocation inputs; displayed values and growth are calculated: Published terms distinguish ex-works production prices from packaging, freight and postage and reserve specified input-cost adjustment rights. They support comparable-scope valuation but do not establish realized inflation.
    - Evidence informing base-year allocation inputs; displayed values and growth are calculated: Separate treatment of forwarding and storage responsibilities supports the eligible production-linked service boundary; contractual rights do not prove the assumed future fee-growth rate.
    - Evidence informing forecast-year allocation inputs; displayed values and growth are calculated: Separate treatment of forwarding and storage responsibilities supports the eligible production-linked service boundary; contractual rights do not prove the assumed future fee-growth rate.

29. ONIX Codelists Issue 75 - List 150: Product Form
    - Evidence informing base-year allocation inputs; displayed values and growth are calculated: BB identifies hardback/cased books.
    - Evidence informing forecast-year allocation inputs; displayed values and growth are calculated: BB identifies hardback/cased books.
    - Evidence informing base-year allocation inputs; displayed values and growth are calculated: BC identifies paperback/softback books.
    - Evidence informing forecast-year allocation inputs; displayed values and growth are calculated: BC identifies paperback/softback books.
    - Evidence informing base-year allocation inputs; displayed values and growth are calculated: BH distinguishes board-page books from conventional books with rigid covers.
    - Evidence informing forecast-year allocation inputs; displayed values and growth are calculated: BH distinguishes board-page books from conventional books with rigid covers.
    - Evidence informing base-year allocation inputs; displayed values and growth are calculated: BE groups spiral, comb and coil forms.
    - Evidence informing forecast-year allocation inputs; displayed values and growth are calculated: BE groups spiral, comb and coil forms.
    - Evidence informing base-year allocation inputs; displayed values and growth are calculated: BD identifies loose-leaf books.
    - Evidence informing forecast-year allocation inputs; displayed values and growth are calculated: BD identifies loose-leaf books.
    - Evidence informing base-year allocation inputs; displayed values and growth are calculated: BF includes stapled short books; nonbook uses are excluded from the model.
    - Evidence informing forecast-year allocation inputs; displayed values and growth are calculated: BF includes stapled short books; nonbook uses are excluded from the model.
    - Evidence informing base-year allocation inputs; displayed values and growth are calculated: BL recognizes slide-bound books without measuring current sales.
    - Evidence informing forecast-year allocation inputs; displayed values and growth are calculated: BL recognizes slide-bound books without measuring current sales.
    - Evidence informing base-year allocation inputs; displayed values and growth are calculated: BO recognizes continuous concertina-fold books; nonbook charts are excluded.
    - Evidence informing forecast-year allocation inputs; displayed values and growth are calculated: BO recognizes continuous concertina-fold books; nonbook charts are excluded.
    - Evidence informing base-year allocation inputs; displayed values and growth are calculated: BI identifies textile-page books, not cloth-covered paper books.
    - Evidence informing forecast-year allocation inputs; displayed values and growth are calculated: BI identifies textile-page books, not cloth-covered paper books.
    - Evidence informing base-year allocation inputs; displayed values and growth are calculated: BJ identifies waterproof bath-book forms.
    - Evidence informing forecast-year allocation inputs; displayed values and growth are calculated: BJ identifies waterproof bath-book forms.
    - Evidence informing base-year allocation inputs; displayed values and growth are calculated: BP identifies foam-page and foam-cover books.
    - Evidence informing forecast-year allocation inputs; displayed values and growth are calculated: BP identifies foam-page and foam-cover books.

30. Thomson Reuters - Fourth-Quarter and Full-Year 2025 Results
    - Evidence informing base-year allocation inputs; displayed values and growth are calculated: Global Print revenue and contraction constrain professional-print scale and substitution direction; content receipts are not treated as loose-leaf service revenue.
    - Evidence informing forecast-year allocation inputs; displayed values and growth are calculated: Global Print revenue and contraction constrain professional-print scale and substitution direction; content receipts are not treated as loose-leaf service revenue.
31. Lulu - Discontinuing Saddle Stitch in Global Distribution
    - Evidence informing base-year allocation inputs; displayed values and growth are calculated: Provider-specific wholesale distribution restrictions establish a channel constraint, not a global sales weight or measured forecast decline.
    - Evidence informing forecast-year allocation inputs; displayed values and growth are calculated: Provider-specific wholesale distribution restrictions establish a channel constraint, not a global sales weight or measured forecast decline.
32. MAGACOPY Sofia - Copying and Printing Prices
    - Evidence informing base-year allocation inputs; displayed values and growth are calculated: A current EUR xx.xx binding-only charge establishes a live commercial service and a price-scope comparison; full-book USD receipts and incidence remain assumed.
    - Evidence informing forecast-year allocation inputs; displayed values and growth are calculated: A current EUR xx.xx binding-only charge establishes a live commercial service and a price-scope comparison; full-book USD receipts and incidence remain assumed.
33. Imago Group - Spotlight on Children's Books for National Young Readers Week
    - Evidence informing base-year allocation inputs; displayed values and growth are calculated: The company's children's portfolio supports board-book commercial classification, not order volumes.
    - Evidence informing forecast-year allocation inputs; displayed values and growth are calculated: The company's children's portfolio supports board-book commercial classification, not order volumes.
    - Evidence informing base-year allocation inputs; displayed values and growth are calculated: Cloth-book offerings support the textile-page category premise, not its modeled incidence.
    - Evidence informing forecast-year allocation inputs; displayed values and growth are calculated: Cloth-book offerings support the textile-page category premise, not its modeled incidence.
    - Evidence informing base-year allocation inputs; displayed values and growth are calculated: Bath-book offerings support a separate commercial category; sales and service receipts are undisclosed.
    - Evidence informing forecast-year allocation inputs; displayed values and growth are calculated: Bath-book offerings support a separate commercial category; sales and service receipts are undisclosed.
34. Pegasus - My First Book of Shapes: EVA Foam Book
    - Evidence informing base-year allocation inputs; displayed values and growth are calculated: The dated 2025 product identifies foam pages and supports commercial-status and classification checks, not global volume or supplier realization.
    - Evidence informing forecast-year allocation inputs; displayed values and growth are calculated: The dated 2025 product identifies foam pages and supports commercial-status and classification checks, not global volume or supplier realization.

35. U.S. Consumer Product Safety Commission - Children's Books
    - Evidence informing base-year allocation inputs; displayed values and growth are calculated: Product classification and intended audience affect commercial compliance accountability; no numerical surcharge is inferred.
    - Evidence informing forecast-year allocation inputs; displayed values and growth are calculated: Product classification and intended audience affect commercial compliance accountability; no numerical surcharge is inferred.
    - Evidence informing base-year allocation inputs; displayed values and growth are calculated: The exemption boundary supports separate classification rather than assumed conventional-book treatment.
    - Evidence informing forecast-year allocation inputs; displayed values and growth are calculated: The exemption boundary supports separate classification rather than assumed conventional-book treatment.
    - Evidence informing base-year allocation inputs; displayed values and growth are calculated: Compliance classification is retained as an uncertainty, not an exclusion or measured price premium.
    - Evidence informing forecast-year allocation inputs; displayed values and growth are calculated: Compliance classification is retained as an uncertainty, not an exclusion or measured price premium.
    - Evidence informing base-year allocation inputs; displayed values and growth are calculated: Specialty construction does not itself establish ordinary-book exemption eligibility or market inactivity.
    - Evidence informing forecast-year allocation inputs; displayed values and growth are calculated: Specialty construction does not itself establish ordinary-book exemption eligibility or market inactivity.
36. Puget Bindery - Services
    - Evidence informing base-year allocation inputs; displayed values and growth are calculated: The provider identifies training manuals and reference guides as mechanical-binding applications, supporting the commissioning premise without measuring sales incidence.
    - Evidence informing forecast-year allocation inputs; displayed values and growth are calculated: The provider identifies training manuals and reference guides as mechanical-binding applications, supporting the commissioning premise without measuring sales incidence.
    - Evidence informing base-year allocation inputs; displayed values and growth are calculated: Lists commercial letterpress book plates and specialty inserts, supporting a component-service model rather than attribution of the entire book price.
    - Evidence informing forecast-year allocation inputs; displayed values and growth are calculated: Lists commercial letterpress book plates and specialty inserts, supporting a component-service model rather than attribution of the entire book price.
    - Evidence informing base-year allocation inputs; displayed values and growth are calculated: The bindery identifies commercial printers, publishers and corporate print buyers as customers and excludes direct-to-consumer sales. This supports trade-purchasing attribution but supplies no sales percentage.
    - Evidence informing forecast-year allocation inputs; displayed values and growth are calculated: The bindery identifies commercial printers, publishers and corporate print buyers as customers and excludes direct-to-consumer sales. This supports trade-purchasing attribution but supplies no sales percentage.

37. ONIX Codelists Issue 75 - List 80: Product Packaging Type
    - Evidence informing base-year allocation inputs; displayed values and growth are calculated: Separates single-item and multivolume slipcases; supplies classification, not sales weights.
    - Evidence informing forecast-year allocation inputs; displayed values and growth are calculated: Separates single-item and multivolume slipcases; supplies classification, not sales weights.
    - Evidence informing base-year allocation inputs; displayed values and growth are calculated: Distinguishes lidded boxes from slipcase-style boxed sets.
    - Evidence informing forecast-year allocation inputs; displayed values and growth are calculated: Distinguishes lidded boxes from slipcase-style boxed sets.
    - Evidence informing base-year allocation inputs; displayed values and growth are calculated: Open-ended wraparound sleeves are distinct from enclosed wrapping.
    - Evidence informing forecast-year allocation inputs; displayed values and growth are calculated: Open-ended wraparound sleeves are distinct from enclosed wrapping.
    - Evidence informing base-year allocation inputs; displayed values and growth are calculated: Recognizes envelope-like slip-sleeves and wallets or folders.
    - Evidence informing forecast-year allocation inputs; displayed values and growth are calculated: Recognizes envelope-like slip-sleeves and wallets or folders.
    - Evidence informing base-year allocation inputs; displayed values and growth are calculated: Recognizes pouch and bag packaging independently.
    - Evidence informing forecast-year allocation inputs; displayed values and growth are calculated: Recognizes pouch and bag packaging independently.
    - Evidence informing base-year allocation inputs; displayed values and growth are calculated: Separately recognizes shrink-wrapped products and bundles.
    - Evidence informing forecast-year allocation inputs; displayed values and growth are calculated: Separately recognizes shrink-wrapped products and bundles.
    - Evidence informing base-year allocation inputs; displayed values and growth are calculated: Defines formed-plastic clamshells and card-backed blister packaging as distinct constructions.
    - Evidence informing forecast-year allocation inputs; displayed values and growth are calculated: Defines formed-plastic clamshells and card-backed blister packaging as distinct constructions.
    - Evidence informing base-year allocation inputs; displayed values and growth are calculated: Explicitly recognizes book browse-prevention closures.
    - Evidence informing forecast-year allocation inputs; displayed values and growth are calculated: Explicitly recognizes book browse-prevention closures.

38. U.S. Government Publishing Office - Program 827-S: Federal Aviation Administration Books, Contract Pricing and Specifications

- Evidence informing base-year allocation inputs; displayed values and growth are calculated: Historical evaluation quantities provide a container-heavy institutional purchasing counterexample, not global shipment shares.
- Evidence informing forecast-year allocation inputs; displayed values and growth are calculated: Historical evaluation quantities provide a container-heavy institutional purchasing counterexample, not global shipment shares.
- Evidence informing base-year allocation inputs; displayed values and growth are calculated: Separately identifies kraft-envelope packing within the book procurement.
- Evidence informing forecast-year allocation inputs; displayed values and growth are calculated: Separately identifies kraft-envelope packing within the book procurement.
- Evidence informing base-year allocation inputs; displayed values and growth are calculated: Identifies cushioned shipping bags as an eligible book-order enclosure.
- Evidence informing forecast-year allocation inputs; displayed values and growth are calculated: Identifies cushioned shipping bags as an eligible book-order enclosure.
- Evidence informing base-year allocation inputs; displayed values and growth are calculated: Includes wrapped shipping bundles as an alternative purchasing configuration.
- Evidence informing forecast-year allocation inputs; displayed values and growth are calculated: Includes wrapped shipping bundles as an alternative purchasing configuration.
- Evidence informing base-year allocation inputs; displayed values and growth are calculated: Requires packing and filler separately from the external enclosure.
- Evidence informing forecast-year allocation inputs; displayed values and growth are calculated: Requires packing and filler separately from the external enclosure.
- Evidence informing base-year allocation inputs; displayed values and growth are calculated: Identifies closure tape and securing straps independently of container construction.
- Evidence informing forecast-year allocation inputs; displayed values and growth are calculated: Identifies closure tape and securing straps independently of container construction.

39. U.S. Government Publishing Office - Print Order Form 2511 Instructions

- Evidence informing base-year allocation inputs; displayed values and growth are calculated: Specifies paper-banded sets separately from shrink-wrapped sets.
- Evidence informing forecast-year allocation inputs; displayed values and growth are calculated: Specifies paper-banded sets separately from shrink-wrapped sets.
- Evidence informing base-year allocation inputs; displayed values and growth are calculated: Describes shrink-wrapped units nested within cartons, supporting component attribution.
- Evidence informing forecast-year allocation inputs; displayed values and growth are calculated: Describes shrink-wrapped units nested within cartons, supporting component attribution.
- Evidence informing base-year allocation inputs; displayed values and growth are calculated: Distinguishes internal packaging, container quantities and pallet requirements.
- Evidence informing forecast-year allocation inputs; displayed values and growth are calculated: Distinguishes internal packaging, container quantities and pallet requirements.
- Evidence informing base-year allocation inputs; displayed values and growth are calculated: The instructions distinguish nominated delivery addresses and warehouse receiving arrangements, supporting the receiving-point attribution premise, not an observed consolidated market share.
- Evidence informing forecast-year allocation inputs; displayed values and growth are calculated: The instructions distinguish nominated delivery addresses and warehouse receiving arrangements, supporting the receiving-point attribution premise, not an observed consolidated market share.
- Evidence informing base-year allocation inputs; displayed values and growth are calculated: Supplemental distribution lists accommodate multiple destinations, supporting the distinction between preallocated destination delivery and a single receiving-point handoff.
- Evidence informing forecast-year allocation inputs; displayed values and growth are calculated: Supplemental distribution lists accommodate multiple destinations, supporting the distinction between preallocated destination delivery and a single receiving-point handoff.
- Evidence informing base-year allocation inputs; displayed values and growth are calculated: GPO specifies black interior inks separately from cover inks, supporting the monochrome classification and underlying-book attribution premise, not its modeled sales weight. ([gpo.gov](https://www.gpo.gov/docs/default-source/forms-standards-pdf-files/2511_instructions.pdf))
- Evidence informing forecast-year allocation inputs; displayed values and growth are calculated: GPO specifies black interior inks separately from cover inks, supporting the monochrome classification and underlying-book attribution premise, not its modeled sales weight. ([gpo.gov](https://www.gpo.gov/docs/default-source/forms-standards-pdf-files/2511_instructions.pdf))
- Evidence informing base-year allocation inputs; displayed values and growth are calculated: Designated Pantone specifications are recognized for interior inks, supporting a separate spot-color commercial category without measuring its share. ([gpo.gov](https://www.gpo.gov/docs/default-source/forms-standards-pdf-files/2511_instructions.pdf))
- Evidence informing forecast-year allocation inputs; displayed values and growth are calculated: Designated Pantone specifications are recognized for interior inks, supporting a separate spot-color commercial category without measuring its share. ([gpo.gov](https://www.gpo.gov/docs/default-source/forms-standards-pdf-files/2511_instructions.pdf))
- Evidence informing base-year allocation inputs; displayed values and growth are calculated: Four-color process is identified as full color for interior pages; cover color is separately specified. This supports classification at both modeled anchors. ([gpo.gov](https://www.gpo.gov/docs/default-source/forms-standards-pdf-files/2511_instructions.pdf))
- Evidence informing forecast-year allocation inputs; displayed values and growth are calculated: Four-color process is identified as full color for interior pages; cover color is separately specified. This supports classification at both modeled anchors. ([gpo.gov](https://www.gpo.gov/docs/default-source/forms-standards-pdf-files/2511_instructions.pdf))

40. GPOExpress Program Pricing Guide - November 2024
    - Evidence informing base-year allocation inputs; displayed values and growth are calculated: USD xx.xx hand folding provides a handling-cost comparison; the complete band realization remains modeled.
    - Evidence informing forecast-year allocation inputs; displayed values and growth are calculated: USD xx.xx hand folding provides a handling-cost comparison; the complete band realization remains modeled.
    - Evidence informing base-year allocation inputs; displayed values and growth are calculated: USD xx.xx per shrink wrap anchors a small-run comparison, not the assumed global realization.
    - Evidence informing forecast-year allocation inputs; displayed values and growth are calculated: USD xx.xx per shrink wrap anchors a small-run comparison, not the assumed global realization.
    - Evidence informing base-year allocation inputs; displayed values and growth are calculated: USD xx.xx auxiliary insertion supplies a handling-price comparison, not protective-material sales.
    - Evidence informing forecast-year allocation inputs; displayed values and growth are calculated: USD xx.xx auxiliary insertion supplies a handling-price comparison, not protective-material sales.
41. Hardcover Book Protection: Dust Jackets or Slipcases?
    - Evidence informing base-year allocation inputs; displayed values and growth are calculated: Own-product EXW slipcase prices of USD xx.xx, USD xx.xx and USD xx.xx at xx.xx xx.xx and xx.xx units constrain relative realizations.
    - Evidence informing forecast-year allocation inputs; displayed values and growth are calculated: Own-product EXW slipcase prices of USD xx.xx, USD xx.xx and USD xx.xx at xx.xx xx.xx and xx.xx units constrain relative realizations.
42. Book Printing Cost in China: How Printing Prices Are Calculated
    - Evidence informing base-year allocation inputs; displayed values and growth are calculated: Approximately USD xx.xx per export carton including basic packing materials constrains the bulk-package budget; the container allocation is modeled.
    - Evidence informing forecast-year allocation inputs; displayed values and growth are calculated: Approximately USD xx.xx per export carton including basic packing materials constrains the bulk-package budget; the container allocation is modeled.
    - Evidence informing base-year allocation inputs; displayed values and growth are calculated: The inclusive carton quotation constrains combined spending; its cushioning split is assumed.
    - Evidence informing forecast-year allocation inputs; displayed values and growth are calculated: The inclusive carton quotation constrains combined spending; its cushioning split is assumed.
    - Evidence informing base-year allocation inputs; displayed values and growth are calculated: The inclusive carton quotation constrains combined spending; its closure split is assumed.
    - Evidence informing forecast-year allocation inputs; displayed values and growth are calculated: The inclusive carton quotation constrains combined spending; its closure split is assumed.
43. Make Believe Ideas - Independent Retail Catalog 2025
    - Evidence informing base-year allocation inputs; displayed values and growth are calculated: The 2025 catalog identifies activity books with cover-mounted blisters, establishing book-specific participation but not packaging revenue or volume.
    - Evidence informing forecast-year allocation inputs; displayed values and growth are calculated: The 2025 catalog identifies activity books with cover-mounted blisters, establishing book-specific participation but not packaging revenue or volume.
44. Bookmobile - Request Book Printing Quotes the Right Way to Save Money
    - Evidence informing base-year allocation inputs; displayed values and growth are calculated: The printer's bookstore-oriented purchasing guidance cautions against universal shrink-wrap attachment.
    - Evidence informing forecast-year allocation inputs; displayed values and growth are calculated: The printer's bookstore-oriented purchasing guidance cautions against universal shrink-wrap attachment.

45. Digital Book Printing - Bookmobile
    - Evidence informing base-year allocation inputs; displayed values and growth are calculated: The current book-production portfolio separately offers poly bags, supporting commercial category participation rather than a sales weight.
    - Evidence informing forecast-year allocation inputs; displayed values and growth are calculated: The current book-production portfolio separately offers poly bags, supporting commercial category participation rather than a sales weight.
    - Evidence informing base-year allocation inputs; displayed values and growth are calculated: The current portfolio offers shrink-wrap independently of other finishing options.
    - Evidence informing forecast-year allocation inputs; displayed values and growth are calculated: The current portfolio offers shrink-wrap independently of other finishing options.
46. Sell Books on Shopify - Lulu
    - Evidence informing forecast-year allocation inputs; displayed values and growth are calculated: The offered storefront-to-print-and-ship route supports an accessible production-linked parcel channel, not assumed demand.
    - Evidence informing forecast-year allocation inputs; displayed values and growth are calculated: Direct fulfillment availability supports the parcel-use scenario without establishing envelope mix.
    - Evidence informing forecast-year allocation inputs; displayed values and growth are calculated: Direct fulfillment availability supports the parcel-use scenario without establishing bag mix.
47. European Commission - New EU Rules on Packaging Enter into Application
    - Evidence informing forecast-year allocation inputs; displayed values and growth are calculated: Regional packaging minimization supports a directional right-sizing premise, not a measured global box-price effect.
    - Evidence informing forecast-year allocation inputs; displayed values and growth are calculated: Waste-reduction requirements inform the bounded substitution scenario; they do not quantify band adoption.
    - Evidence informing forecast-year allocation inputs; displayed values and growth are calculated: Regional circularity requirements inform lower lightweight-bag exposure without implying a global book-bag ban.
    - Evidence informing forecast-year allocation inputs; displayed values and growth are calculated: Material substitution remains partly internal to the combined film-and-paper category.
    - Evidence informing forecast-year allocation inputs; displayed values and growth are calculated: Regional recyclability pressure informs the niche substitution scenario, not an observed blister-sales decline.
    - Evidence informing forecast-year allocation inputs; displayed values and growth are calculated: Empty-space reduction provides a directional premise for lower cushioning allowance per individual box.
48. Digital Printing - U.S. Government Publishing Office
    - Evidence informing base-year allocation inputs; displayed values and growth are calculated: Procurement examples allow offset or digital alternatives while restricting some digital variants, supporting an acceptance- and run-mix model rather than a universal quality ranking. This is a modeling premise, not an observed process share.
    - Evidence informing forecast-year allocation inputs; displayed values and growth are calculated: Procurement examples allow offset or digital alternatives while restricting some digital variants, supporting an acceptance- and run-mix model rather than a universal quality ranking. This is a modeling premise, not an observed process share.
    - Evidence informing base-year allocation inputs; displayed values and growth are calculated: The purchasing guidance supports conditional digital substitution, not unrestricted interchangeability or an observed forecast allocation.
    - Evidence informing forecast-year allocation inputs; displayed values and growth are calculated: The purchasing guidance supports conditional digital substitution, not unrestricted interchangeability or an observed forecast allocation.

49. Clays demonstrate dedication to digital investment
    - Evidence informing base-year allocation inputs; displayed values and growth are calculated: Reports xx.xx books annually and xx.xx books of digital capacity in an older investment statement; this constrains scale but is not a 2025 realized output mix.
    - Evidence informing forecast-year allocation inputs; displayed values and growth are calculated: Reports xx.xx books annually and xx.xx books of digital capacity in an older investment statement; this constrains scale but is not a 2025 realized output mix.
    - Evidence informing base-year allocation inputs; displayed values and growth are calculated: The capacity/output comparison is a limited commercial check on continued conventional book production, not a direct offset revenue observation.
    - Evidence informing forecast-year allocation inputs; displayed values and growth are calculated: The capacity/output comparison is a limited commercial check on continued conventional book production, not a direct offset revenue observation.
50. ISO/TC 130 - Guidelines for Using Print Production Standards, Version 1.0, 2019
    - Evidence informing base-year allocation inputs; displayed values and growth are calculated: Distinguishes packaging use cases and printing processes, supporting allocation of gravure to book-associated components rather than the full value of a book.
    - Evidence informing forecast-year allocation inputs; displayed values and growth are calculated: Distinguishes packaging use cases and printing processes, supporting allocation of gravure to book-associated components rather than the full value of a book.
    - Evidence informing base-year allocation inputs; displayed values and growth are calculated: Identifies flexographic packaging applications; the book-specific spending budget and process coefficients remain modeled.
    - Evidence informing forecast-year allocation inputs; displayed values and growth are calculated: Identifies flexographic packaging applications; the book-specific spending budget and process coefficients remain modeled.
51. Premium Layflat Photo Books - PhotobookShop
    - Evidence informing base-year allocation inputs; displayed values and growth are calculated: Offers bound silver-halide photographic books and distinguishes them from digitally printed alternatives, supporting the model's separate photographic category rather than an observed sales weight.
    - Evidence informing forecast-year allocation inputs; displayed values and growth are calculated: Offers bound silver-halide photographic books and distinguishes them from digitally printed alternatives, supporting the model's separate photographic category rather than an observed sales weight.
52. The Cormac McCarthy Collection - The Folio Society
    - Evidence informing base-year allocation inputs; displayed values and growth are calculated: Documents screen-printed cloth covers on physical book editions, supporting component-level commercial attribution. It does not measure supplier component receipts or global uptake.
    - Evidence informing forecast-year allocation inputs; displayed values and growth are calculated: Documents screen-printed cloth covers on physical book editions, supporting component-level commercial attribution. It does not measure supplier component receipts or global uptake.
53. Risograph Digital Duplicator Order Form, 2026 - Minneapolis College of Art and Design
    - Evidence informing base-year allocation inputs; displayed values and growth are calculated: The 2026 institutional form recognizes Risograph book/booklet orders but excludes assembly. It supports a limited application boundary, not 2025 external commercial volume; internal institutional charges are excluded from the numerator.
    - Evidence informing forecast-year allocation inputs; displayed values and growth are calculated: The 2026 institutional form recognizes Risograph book/booklet orders but excludes assembly. It supports a limited application boundary, not 2025 external commercial volume; internal institutional charges are excluded from the numerator.

54. American Printing House - 2024 Annual Report
    - Evidence informing base-year allocation inputs; displayed values and growth are calculated: Fiscal 2024 product sales were USD xx.xx; braille publications represented xx.xx% of product sales; xx.xx braille volumes were produced. These inputs constrain an adjusted production-realization proxy, not a global market share.
    - Evidence informing base-year allocation inputs; displayed values and growth are calculated: The decline from xx.xx braille volumes in 2022 qualifies a uniform physical-demand growth assumption and informs the slower relative forecast activity weight.
    - Evidence informing forecast-year allocation inputs; displayed values and growth are calculated: Fiscal 2024 product sales were USD xx.xx; braille publications represented xx.xx% of product sales; xx.xx braille volumes were produced. These inputs constrain an adjusted production-realization proxy, not a global market share.
    - Evidence informing forecast-year allocation inputs; displayed values and growth are calculated: The decline from xx.xx braille volumes in 2022 qualifies a uniform physical-demand growth assumption and informs the slower relative forecast activity weight.
55. 二〇二一年全国新闻出版业基本情况
    - Evidence informing base-year allocation inputs; displayed values and growth are calculated: Official 2021 aggregate textbook output distinguishes school, tertiary and vocational/adult activity; historical volumes require value and global-scope adjustments.
    - Evidence informing forecast-year allocation inputs; displayed values and growth are calculated: Official 2021 aggregate textbook output distinguishes school, tertiary and vocational/adult activity; historical volumes require value and global-scope adjustments.
56. Music, printed or in manuscript imports by country, 2024 - World Integrated Trade Solution
    - Evidence informing base-year allocation inputs; displayed values and growth are calculated: Official HS xx.xx import observations constrain the music-publication value bridge; domestic supply, physical-book eligibility and the printing-service fraction remain modeled.
    - Evidence informing forecast-year allocation inputs; displayed values and growth are calculated: Official HS xx.xx import observations constrain the music-publication value bridge; domestic supply, physical-book eligibility and the printing-service fraction remain modeled.
57. Bloomsbury Publishing - 2024/25 Results Presentation
    - Evidence informing base-year allocation inputs; displayed values and growth are calculated: Separate Academic & Professional print, digital and rights/service receipts demonstrate the required physical-revenue boundary; company mix is not treated as global market share.
    - Evidence informing forecast-year allocation inputs; displayed values and growth are calculated: Separate Academic & Professional print, digital and rights/service receipts demonstrate the required physical-revenue boundary; company mix is not treated as global market share.
58. HDSB - RFSQ 26-013: Yearbook Software and Printing Services
    - Evidence informing base-year allocation inputs; displayed values and growth are calculated: The yearbook qualification notice restricts supply to prequalified vendors while permitting school bulk orders and individual ordering. It supports separating commissioning authority from ultimate payment, but discloses no fulfilled-order value.
    - Evidence informing forecast-year allocation inputs; displayed values and growth are calculated: The yearbook qualification notice restricts supply to prequalified vendors while permitting school bulk orders and individual ordering. It supports separating commissioning authority from ultimate payment, but discloses no fulfilled-order value.
    - Evidence informing base-year allocation inputs; displayed values and growth are calculated: The individual-ordering option establishes an attribution uncertainty relevant to the modeled household portion; it does not establish the assumed xx.xx% proportion.
    - Evidence informing forecast-year allocation inputs; displayed values and growth are calculated: The individual-ordering option establishes an attribution uncertainty relevant to the modeled household portion; it does not establish the assumed xx.xx% proportion.

59. U.S. Census Bureau - 2022 Economic Census, Books Printing Questionnaire MC-32312
    - Evidence informing base-year allocation inputs; displayed values and growth are calculated: The official printing questionnaire supports the distinction between textbook and general-book production; recognition is not treated as a revenue weight.
    - Evidence informing forecast-year allocation inputs; displayed values and growth are calculated: The official printing questionnaire supports the distinction between textbook and general-book production; recognition is not treated as a revenue weight.
    - Evidence informing base-year allocation inputs; displayed values and growth are calculated: Recognized coloring-book output supports treating recreational activity commissions separately from institutional textbooks according to purpose.
    - Evidence informing forecast-year allocation inputs; displayed values and growth are calculated: Recognized coloring-book output supports treating recreational activity commissions separately from institutional textbooks according to purpose.
60. 2022 North American Industry Classification System - United States
    - Evidence informing base-year allocation inputs; displayed values and growth are calculated: Dedicated book-publishing activity is separated from institutional primary activities and printing without publishing, constraining the Publishing Organizations numerator.
    - Evidence informing forecast-year allocation inputs; displayed values and growth are calculated: Dedicated book-publishing activity is separated from institutional primary activities and printing without publishing, constraining the Publishing Organizations numerator.
61. U.S. Census Bureau - Books Printing: 2002
    - Evidence informing base-year allocation inputs; displayed values and growth are calculated: Table xx.xx reports 2002 U.S. books-printing contract-work costs of USD xx.xx and shipments of USD xx.xx. Their ratio supplies a dated manufacturing-subcontract proxy, held constant within the forecast component.
    - Evidence informing forecast-year allocation inputs; displayed values and growth are calculated: Table xx.xx reports 2002 U.S. books-printing contract-work costs of USD xx.xx and shipments of USD xx.xx. Their ratio supplies a dated manufacturing-subcontract proxy, held constant within the forecast component.
    - Evidence informing base-year allocation inputs; displayed values and growth are calculated: The historical subcontract-cost input constrains the modeled transfer from publisher-origin commissioning to performing suppliers, without adding another gross contract value.
    - Evidence informing forecast-year allocation inputs; displayed values and growth are calculated: The historical subcontract-cost input constrains the modeled transfer from publisher-origin commissioning to performing suppliers, without adding another gross contract value.
62. Samfine Creation Holdings Group Limited - Form 20-F for the year ended December 31, 2025
    - Evidence informing base-year allocation inputs; displayed values and growth are calculated: The company reports USD xx.xx of 2025 book-product revenue and principally serves book traders that secure printing contracts and outsource production. This is a supplier-specific quantitative role check, not a Global allocation weight.
    - Evidence informing forecast-year allocation inputs; displayed values and growth are calculated: The company reports USD xx.xx of 2025 book-product revenue and principally serves book traders that secure printing contracts and outsource production. This is a supplier-specific quantitative role check, not a Global allocation weight.
63. Ministry of Education - NCERT and Amazon Letter of Engagement, October 7, 2024
    - Evidence informing base-year allocation inputs; displayed values and growth are calculated: The October xx.xx 2024 announcement targeted xx.xx NCERT books for academic 2025-xx.xx. This is a planned institutional activity anchor; realization, eligible receipts and subsequent growth are modeled separately.
    - Evidence informing forecast-year allocation inputs; displayed values and growth are calculated: The October xx.xx 2024 announcement targeted xx.xx NCERT books for academic 2025-xx.xx. This is a planned institutional activity anchor; realization, eligible receipts and subsequent growth are modeled separately.

64. Bangladesh e-GP - NCTB/TEXTBOOK/2025, Package GD.102_SEC_8.031
    - Evidence informing base-year allocation inputs; displayed values and growth are calculated: The government-funded procurement plan specifies xx.xx academic-2025 textbook copies and an estimated BDT xx.xx for printing, binding and supply. It constrains commercial order scale and local unit-budget plausibility, not realized annual revenue.
    - Evidence informing forecast-year allocation inputs; displayed values and growth are calculated: The government-funded procurement plan specifies xx.xx academic-2025 textbook copies and an estimated BDT xx.xx for printing, binding and supply. It constrains commercial order scale and local unit-budget plausibility, not realized annual revenue.
65. Students suffer as NCTB fails to deliver books - The Daily Star, January 17, 2025
    - Evidence informing base-year allocation inputs; displayed values and growth are calculated: The January xx.xx 2025 report corroborates the dated approximately xx.xx-copy textbook target and early-year delivery disruption. Target realization and supplier receipts remain modeled.
66. Secondary-level students: A new year without full set of books for many - The Daily Star, December 28, 2025
    - Evidence informing forecast-year allocation inputs; displayed values and growth are calculated: The December xx.xx 2025 report corroborates the approximately xx.xx-copy academic-2026 target and continued delivery slippage. It informs a normalization assumption, not an observed 2032 share.
67. Business Books - Print Professional, Custom Corporate Books | Blurb
    - Evidence informing base-year allocation inputs; displayed values and growth are calculated: The business-book offering includes organizational presentation and corporate-gift applications. It establishes an in-scope commissioning proposition, not the modeled global copy quantity or spending.
    - Evidence informing forecast-year allocation inputs; displayed values and growth are calculated: The business-book offering includes organizational presentation and corporate-gift applications. It establishes an in-scope commissioning proposition, not the modeled global copy quantity or spending.
68. How to Use Lulu to Support Your Nonprofit | Lulu
    - Evidence informing base-year allocation inputs; displayed values and growth are calculated: The platform permits an organization or charity to receive creator proceeds. This supports excluding beneficiary-only arrangements from nonprofit commissioning; it does not measure nonprofit printing purchases.
    - Evidence informing forecast-year allocation inputs; displayed values and growth are calculated: The platform permits an organization or charity to receive creator proceeds. This supports excluding beneficiary-only arrangements from nonprofit commissioning; it does not measure nonprofit printing purchases.
69. News Corp - Form 10-K for the fiscal year ended June 30, 2025
    - Evidence informing base-year allocation inputs; displayed values and growth are calculated: Fiscal 2025 consumer backlist revenue of xx.xx% and digital revenue of xx.xx% anchor the assumed physical-backlist bridge and its forecast starting model.
    - Evidence informing forecast-year allocation inputs; displayed values and growth are calculated: Fiscal 2025 consumer backlist revenue of xx.xx% and digital revenue of xx.xx% anchor the assumed physical-backlist bridge and its forecast starting model.
    - Evidence informing base-year allocation inputs; displayed values and growth are calculated: The disclosed backlist mix constrains recurring-title demand; its division into replenishment and POD remains modeled.
    - Evidence informing forecast-year allocation inputs; displayed values and growth are calculated: The disclosed backlist mix constrains recurring-title demand; its division into replenishment and POD remains modeled.
    - Evidence informing base-year allocation inputs; displayed values and growth are calculated: The complementary frontlist population supports the launch-stock cohort after physical-format adjustments.
    - Evidence informing forecast-year allocation inputs; displayed values and growth are calculated: The complementary frontlist population supports the launch-stock cohort after physical-format adjustments.

70. News Corp - Form 10-K for the fiscal year ended June 30, 2026
    - Evidence informing forecast-year allocation inputs; displayed values and growth are calculated: Fiscal 2026 backlist revenue of xx.xx% and digital revenue of xx.xx% lower the forecast physical-backlist proxy instead of assuming continued backlist expansion.
    - Evidence informing forecast-year allocation inputs; displayed values and growth are calculated: The updated catalog mix changes the forecast population available for repeat inventory releases.
    - Evidence informing forecast-year allocation inputs; displayed values and growth are calculated: The updated frontlist/backlist bridge changes the forecast planned-production weight; no 2032 share is disclosed.
71. How Do Lulu Direct Orders Work?
    - Evidence informing base-year allocation inputs; displayed values and growth are calculated: Lulu describes printing after customer purchase and distinguishes production from subsequent shipment, supporting recipient-order attribution rather than technology-based classification.
    - Evidence informing forecast-year allocation inputs; displayed values and growth are calculated: Lulu describes printing after customer purchase and distinguishes production from subsequent shipment, supporting recipient-order attribution rather than technology-based classification.
    - Evidence informing base-year allocation inputs; displayed values and growth are calculated: No minimum order and one-copy ordering establish commercial feasibility, not the number or value of single-copy releases.
    - Evidence informing forecast-year allocation inputs; displayed values and growth are calculated: No minimum order and one-copy ordering establish commercial feasibility, not the number or value of single-copy releases.
    - Evidence informing base-year allocation inputs; displayed values and growth are calculated: One POD offering accepts hundreds of copies, independently challenging a POD-equals-single-copy allocation.
    - Evidence informing forecast-year allocation inputs; displayed values and growth are calculated: One POD offering accepts hundreds of copies, independently challenging a POD-equals-single-copy allocation.
    - Evidence informing base-year allocation inputs; displayed values and growth are calculated: Orders can extend into thousands within the same offering; the production trigger therefore does not uniquely identify the working run band.
    - Evidence informing forecast-year allocation inputs; displayed values and growth are calculated: Orders can extend into thousands within the same offering; the production trigger therefore does not uniquely identify the working run band.
72. Smart Backlist Management: When to Hold and When to Print-on-Demand
    - Evidence informing base-year allocation inputs; displayed values and growth are calculated: Sheridan describes low-volume titles moving to POD while other titles retain inventory, supporting differentiated release-policy assumptions rather than a uniform backlist-to-POD conversion.
    - Evidence informing forecast-year allocation inputs; displayed values and growth are calculated: Sheridan describes low-volume titles moving to POD while other titles retain inventory, supporting differentiated release-policy assumptions rather than a uniform backlist-to-POD conversion.
    - Evidence informing base-year allocation inputs; displayed values and growth are calculated: A disclosed customer example uses a stock threshold to trigger a 2,000-copy replenishment order. It establishes the commercial mechanism, not a market-wide share.
    - Evidence informing forecast-year allocation inputs; displayed values and growth are calculated: A disclosed customer example uses a stock threshold to trigger a 2,000-copy replenishment order. It establishes the commercial mechanism, not a market-wide share.

73. Shortage of NCERT textbooks - Rajya Sabha Unstarred Question No. 1941, December 17, 2025
    - Evidence informing base-year allocation inputs; displayed values and growth are calculated: Advance enrollment-based forecasting, academic-session readiness and a fiscal 2025-xx.xx plan for approximately xx.xx textbooks support a substantial calendar-driven stock cohort. The target is not realized production.
    - Evidence informing forecast-year allocation inputs; displayed values and growth are calculated: Advance enrollment-based forecasting, academic-session readiness and a fiscal 2025-xx.xx plan for approximately xx.xx textbooks support a substantial calendar-driven stock cohort. The target is not realized production.
    - Evidence informing base-year allocation inputs; displayed values and growth are calculated: Phased supply and inventory monitoring support distinguishing ongoing availability obligations from individual-recipient POD, without quantifying replenishment's global prevalence.
    - Evidence informing forecast-year allocation inputs; displayed values and growth are calculated: Phased supply and inventory monitoring support distinguishing ongoing availability obligations from individual-recipient POD, without quantifying replenishment's global prevalence.
    - Evidence informing base-year allocation inputs; displayed values and growth are calculated: The official answer distinguishes printer empanelment from approximately xx.xx distribution vendors and describes planned fiscal 2025-xx.xx printing of approximately xx.xx textbooks. It supports commissioning-versus-distribution separation, not a realized monetary channel split.
    - Evidence informing forecast-year allocation inputs; displayed values and growth are calculated: The official answer distinguishes printer empanelment from approximately xx.xx distribution vendors and describes planned fiscal 2025-xx.xx printing of approximately xx.xx textbooks. It supports commissioning-versus-distribution separation, not a realized monetary channel split.
    - Evidence informing base-year allocation inputs; displayed values and growth are calculated: Phased textbook supply supports treating annual institutional quantities separately from production batches; it does not disclose the medium-run allocation.
    - Evidence informing forecast-year allocation inputs; displayed values and growth are calculated: Phased textbook supply supports treating annual institutional quantities separately from production batches; it does not disclose the medium-run allocation.
    - Evidence informing base-year allocation inputs; displayed values and growth are calculated: The December xx.xx 2025 answer identifies a xx.xx-million-copy FY2025-xx.xx printing decision versus approximately xx.xx in recent years, a counterforce to assuming rapid long-run disappearance. Planned copies are not realized service revenue.
    - Evidence informing forecast-year allocation inputs; displayed values and growth are calculated: The December xx.xx 2025 answer identifies a xx.xx-million-copy FY2025-xx.xx printing decision versus approximately xx.xx in recent years, a counterforce to assuming rapid long-run disappearance. Planned copies are not realized service revenue.
74. Fulfillment Fee - Lulu Direct
    - Evidence informing base-year allocation inputs; displayed values and growth are calculated: The September 2026 schedule lists USD xx.xx per order regardless of item count, supporting an order-frequency effect on associated-service value. It does not verify the assumed historical or forecast multiplier.
    - Evidence informing forecast-year allocation inputs; displayed values and growth are calculated: The September 2026 schedule lists USD xx.xx per order regardless of item count, supporting an order-frequency effect on associated-service value. It does not verify the assumed historical or forecast multiplier.

75. InnerWorkings, Inc. - Form 10-K for the year ended December 31, 2019
    - Evidence informing base-year allocation inputs; displayed values and growth are calculated: The 2019 filing reports USD xx.xx gross profit on USD xx.xx revenue and describes purchased-product and direct-service costs. Historical reported margins constrain the modeled xx.xx% retained-fee ratio; they do not directly measure book-channel share.
    - Evidence informing forecast-year allocation inputs; displayed values and growth are calculated: The 2019 filing reports USD xx.xx gross profit on USD xx.xx revenue and describes purchased-product and direct-service costs. Historical reported margins constrain the modeled xx.xx% retained-fee ratio; they do not directly measure book-channel share.
    - Evidence informing base-year allocation inputs; displayed values and growth are calculated: The procurement-service margin comparison supports the fee-to-managed-spending bridge underlying the direct-channel complement. Carrying the normalized ratio into 2032 is explicitly a forecast assumption.
    - Evidence informing forecast-year allocation inputs; displayed values and growth are calculated: The procurement-service margin comparison supports the fee-to-managed-spending bridge underlying the direct-channel complement. Carrying the normalized ratio into 2032 is explicitly a forecast assumption.
76. Simplified Purchase Agreement - U.S. Government Publishing Office
    - Evidence informing base-year allocation inputs; displayed values and growth are calculated: SPA permits agency awards directly to certified vendors for purchases up to USD xx.xx while GPO pays vendors and invoices agencies. This supports classifying by the contracting relationship rather than the invoice payer, not a numerical global weight.
    - Evidence informing forecast-year allocation inputs; displayed values and growth are calculated: SPA permits agency awards directly to certified vendors for purchases up to USD xx.xx while GPO pays vendors and invoices agencies. This supports classifying by the contracting relationship rather than the invoice payer, not a numerical global weight.
77. Global Print Services | China, Europe, SE Asia, USA & India
    - Evidence informing base-year allocation inputs; displayed values and growth are calculated: Imago describes sourcing suppliers and coordinating multiple manufacturers for book-related projects. Its cumulative customer relationships establish the offered intermediary role but are not annual revenue or allocation weights.
    - Evidence informing forecast-year allocation inputs; displayed values and growth are calculated: Imago describes sourcing suppliers and coordinating multiple manufacturers for book-related projects. Its cumulative customer relationships establish the offered intermediary role but are not annual revenue or allocation weights.
78. Lion Rock Group Limited - Annual Report 2025
    - Evidence informing base-year allocation inputs; displayed values and growth are calculated: Own-business 2025 turnover changes of minus xx.xx% for APOL and minus xx.xx% for Regent challenge uniform intermediary growth; Regent's non-book focus limits its relevance. These observations support avoiding an additional adoption uplift.
    - Evidence informing forecast-year allocation inputs; displayed values and growth are calculated: Own-business 2025 turnover changes of minus xx.xx% for APOL and minus xx.xx% for Regent challenge uniform intermediary growth; Regent's non-book focus limits its relevance. These observations support avoiding an additional adoption uplift.
    - Evidence informing base-year allocation inputs; displayed values and growth are calculated: Manufacturing turnover changes of minus xx.xx% at xx.xx Printing and plus xx.xx% at Papercraft demonstrate differing supplier trajectories rather than a simple common channel-growth pattern; these are not direct-contracting market shares.
    - Evidence informing forecast-year allocation inputs; displayed values and growth are calculated: Manufacturing turnover changes of minus xx.xx% at xx.xx Printing and plus xx.xx% at Papercraft demonstrate differing supplier trajectories rather than a simple common channel-growth pattern; these are not direct-contracting market shares.

79. Imprint Digital - Book Printing Prices UK

- Evidence informing base-year allocation inputs; displayed values and growth are calculated: The inspected schedule quotes GBP xx.xx at xx.xx copies for one paperback specification, supporting a relative-price input, not a historical global realization.
- Evidence informing forecast-year allocation inputs; displayed values and growth are calculated: The inspected schedule quotes GBP xx.xx at xx.xx copies for one paperback specification, supporting a relative-price input, not a historical global realization.
- Evidence informing base-year allocation inputs; displayed values and growth are calculated: GBP xx.xx at xx.xx copies supplies the medium-run reference index; format and delivery differences require separate treatment.
- Evidence informing forecast-year allocation inputs; displayed values and growth are calculated: GBP xx.xx at xx.xx copies supplies the medium-run reference index; format and delivery differences require separate treatment.
- Evidence informing base-year allocation inputs; displayed values and growth are calculated: The quantity-price curve anchors the reference from which the long-run discount is assumed; no long-run price or future share is disclosed.
- Evidence informing forecast-year allocation inputs; displayed values and growth are calculated: The quantity-price curve anchors the reference from which the long-run discount is assumed; no long-run price or future share is disclosed.

80. 2021 年新闻出版产业分析报告

- Evidence informing base-year allocation inputs; displayed values and growth are calculated: China's official 2021 textbook share was xx.xx% of book copies. It supplies an older educational-activity proxy, not a monochrome share. ([nppa.gov.cn](https://www.nppa.gov.cn/xxgk/fdzdgknr/tjxx/xx.xx/P020230530667517704140.pdf))
- Evidence informing forecast-year allocation inputs; displayed values and growth are calculated: China's official 2021 textbook share was xx.xx% of book copies. It supplies an older educational-activity proxy, not a monochrome share. ([nppa.gov.cn](https://www.nppa.gov.cn/xxgk/fdzdgknr/tjxx/xx.xx/P020230530667517704140.pdf))
- Evidence informing base-year allocation inputs; displayed values and growth are calculated: The textbook copy proportion constrains educational exposure; comparable monetary intensity and spot-color incidence are modeled separately. ([nppa.gov.cn](https://www.nppa.gov.cn/xxgk/fdzdgknr/tjxx/xx.xx/P020230530667517704140.pdf))
- Evidence informing forecast-year allocation inputs; displayed values and growth are calculated: The textbook copy proportion constrains educational exposure; comparable monetary intensity and spot-color incidence are modeled separately. ([nppa.gov.cn](https://www.nppa.gov.cn/xxgk/fdzdgknr/tjxx/xx.xx/P020230530667517704140.pdf))
- Evidence informing base-year allocation inputs; displayed values and growth are calculated: The educational-activity observation contributes to the shared demand proxy carried into the full-color base and forecast models; no color split is reported. ([nppa.gov.cn](https://www.nppa.gov.cn/xxgk/fdzdgknr/tjxx/xx.xx/P020230530667517704140.pdf))
- Evidence informing forecast-year allocation inputs; displayed values and growth are calculated: The educational-activity observation contributes to the shared demand proxy carried into the full-color base and forecast models; no color split is reported. ([nppa.gov.cn](https://www.nppa.gov.cn/xxgk/fdzdgknr/tjxx/xx.xx/P020230530667517704140.pdf))

81. Print Options

- Evidence informing base-year allocation inputs; displayed values and growth are calculated: KDP distinguishes black-and-white from color records and locks ink type after publication. These platform-specific conditions qualify switching assumptions, not market weights. ([kdp.amazon.com](https://kdp.amazon.com/en_US/help/topic/G201834180))
- Evidence informing forecast-year allocation inputs; displayed values and growth are calculated: KDP distinguishes black-and-white from color records and locks ink type after publication. These platform-specific conditions qualify switching assumptions, not market weights. ([kdp.amazon.com](https://kdp.amazon.com/en_US/help/topic/G201834180))
- Evidence informing base-year allocation inputs; displayed values and growth are calculated: The displayed platform menu does not establish designated spot-color availability or sales; a general color option is not used as evidence of spot-color demand. ([kdp.amazon.com](https://kdp.amazon.com/en_US/help/topic/G201834180))
- Evidence informing forecast-year allocation inputs; displayed values and growth are calculated: The displayed platform menu does not establish designated spot-color availability or sales; a general color option is not used as evidence of spot-color demand. ([kdp.amazon.com](https://kdp.amazon.com/en_US/help/topic/G201834180))
- Evidence informing base-year allocation inputs; displayed values and growth are calculated: Standard color is unavailable for hardcover, but premium color is available. Both process-color tiers belong within the modeled Full-Color Interiors category. ([kdp.amazon.com](https://kdp.amazon.com/en_US/help/topic/G201834180))
- Evidence informing forecast-year allocation inputs; displayed values and growth are calculated: Standard color is unavailable for hardcover, but premium color is available. Both process-color tiers belong within the modeled Full-Color Interiors category. ([kdp.amazon.com](https://kdp.amazon.com/en_US/help/topic/G201834180))

82. Synthèse des chiffres de l'édition jeunesse 2024-2025

- Evidence informing base-year allocation inputs; displayed values and growth are calculated: The primary French publishing survey reports a xx.xx% decline in illustrated early-childhood volumes and a xx.xx% decline in youth-fiction volumes in 2024. These differing outcomes challenge an aggressive universal color-growth assumption. ([sne.fr](https://www.sne.fr/actu/synthese-des-chiffres-de-ledition-jeunesse-2024-2025/))
- Evidence informing forecast-year allocation inputs; displayed values and growth are calculated: The primary French publishing survey reports a xx.xx% decline in illustrated early-childhood volumes and a xx.xx% decline in youth-fiction volumes in 2024. These differing outcomes challenge an aggressive universal color-growth assumption. ([sne.fr](https://www.sne.fr/actu/synthese-des-chiffres-de-ledition-jeunesse-2024-2025/))

4.3. Industry Ecosystem & Value Chain Analysis

[redacted] IngramSpark states that it does not provide editing, typesetting, or design services, illustrating why a printing-and-distribution relationship can still require separately commissioned preparation. The buyer must identify who approves the content and who is accountable for making it ready for the contracted service.

Integration can add coordination value without eliminating specialist procurement. Clays advertises consolidation of third-party books and links with publishing and warehouse systems. [redacted]

[illegible]

Sources & Evidence

1. Frequently Asked Questions | IngramSpark
   · IngramSpark states that editing, typesetting, and design are not services it currently provides. ([ingramspark.com](https://www.ingramspark.com/faqs))
2. Supply Chain - Clays
   · Clays advertises consolidation of third-party books and integration with publishing and warehouse systems. ([clays.co.uk](https://www.clays.co.uk/services/supply-chain/))
3. Empanelment of Corrugated Box Manufacturers for Supply of Corrugated Carton Boxes for Packing of Books
   · National Book Trust, India's tender dated April xx.xx 2026 separately seeks corrugated cartons for packing books. It establishes a procurement requirement, not an award. ([nbtindia.gov.in](https://www.nbtindia.gov.in/writereaddata/attachment_tender/monday-april-xx.xx-xx.xx-xx.xx-xx.xx-xx.xx-pmbinder1.pdf))

4.3.1. Supply-Side Analysis

Supply can be assembled through a managed network as well as an integrated producer. [illegible] The remaining question is which obligations the intermediary actually accepts and which remain with the buyer or subcontractor.

[illegible] These examples show distinct commercial propositions, not equivalent coverage. A buyer must confirm the required book format, finishing, packaging, and fulfillment combination; the presence of a printing technology or broad product label is insufficient.

Fulfillment also depends on upstream and transport relationships. Bloomsbury's 2026 disclosures identify reliance on printing partners and raw-material availability, alongside supplier diversification and local printing responses. [illegible]

Sources & Evidence

1. Global Print Services | China, Europe, SE Asia, USA & India
   · Imago advertises global print sourcing through supplier relationships and coordination across manufacturers. ([imagogroup.com](https://imagogroup.com/global-print-services/))
2. Spotlight on Children's Books for National Young Readers Week with Imago Group
   · Imago's November xx.xx 2024 portfolio article includes cloth books and bath books; the example is historical rather than confirmation of a current individual order. ([imagogroup.com](https://imagogroup.com/children-books-young-readers/))
3. Start publishing with KDP
   · KDP identifies paperback and hardcover publishing and states that spiral-bound books are not supported. ([kdp.amazon.com](https://kdp.amazon.com/en_US/help/topic/GHKDSCW2KQ3K4UU4/))

4. Annual Financial Report - Bloomsbury Publishing Plc
   · Bloomsbury identifies printing-partner and raw-material dependencies and describes diversification and local printing responses.
   ([bloomsbury-ir.co.uk](https://www.bloomsbury-ir.co.uk/media/press_releases/2026/xx.xx.asp))

4.3.2. Demand-Side Analysis

The commissioning buyer and the eventual reader can have different requirements and purchasing authority. NCERT's documented planning links enrollment information to phased supply and academic-session readiness. ■■■ ■■■■ ■■■■■■■■■■■■ ■■■■■■■■■■■■ ■■ ■■■■■■■■ ■■■■■ ■■■ ■■■■■■■■ ■■■■■■■■ ■■■ ■■■■ ■■■■■■■■ ■■■■■■■■ ■■■■■■■■ ■■■■ ■ ■■■■■■■ ■■■■■■■■ ■■ ■■■■■■■■■■■ ■ ■■■■■■■■■ ■■■■■■■■ ■■■ ■■ ■■■ ■■■■■■■■■■ ■■ ■■■■■■■■■■ ■■■■■■■■■■■■■ ■■■■ ■■■■ ■■■■■■■ ■■■ ■■■■■■■■ ■■■■■■■ ■■■ ■■■■■■

Demand uncertainty changes the appropriate inventory commitment. ■■■■■ ■■■■■■■■■■■■■ ■■■■■■■■■■■ ■■■■■■■■ ■■■■■■■■■■■■ ■■■■ ■■■■■■■■■■■■■■■■ ■■■ ■■■■■■■■■■■■■■ ■■■■■■■■ ■■■■■ ■■■■ ■■■■■■ ■■■■■■■■ ■■■■■■ ■■■■■ ■■■■■■■■ ■■■■■■■■■ ■■■■■■ ■■■■■■ ■■■■■■■■■ ■■■■■■■■ ■■■■■■■ ■■■■■■■■■■■■■ ■■■■■■■■■■■■■■ ■■■ ■■■■■■■■■■■■■■■ ■■■■■■■■■■■ ■■■■■■■■■■ Postponing production can reduce speculative inventory exposure, but may be unsuitable when the customer's required arrival date cannot accommodate production followed by transport.

Sources & Evidence

1. Supply Chain - Clays
   · Clays distinguishes event-influenced, predictable backlist, and slower-selling title requirements.
   ([clays.co.uk](https://www.clays.co.uk/services/supply-chain/))
2. Shortage of NCERT textbooks - Rajya Sabha Unstarred Question No. 1941
   · The December xx.xx 2025 ministerial answer describes enrollment-informed demand planning, phased supply, and academic-session readiness.
   ([sansad.in](https://sansad.in/getFile/annex/xx.xx/AU1941_pt7nrR.pdf?source=pqars))
3. How Do Lulu Direct Orders Work?
   · Lulu Direct describes production after customer purchase and distinguishes production from transport.
   ([help.luludirect.lulu.com](https://help.luludirect.lulu.com/en/support/solutions/articles/xx.xx-how-do-lulu-direct-orders-work-))

4.3.3. Stakeholder Analysis

■■■■■■■■■■■ ■■■■■■■■ ■■■■■■■■■■■ ■■■■ ■■■ ■■■■■■■■■■■ ■■■■■■■■■ ■■■ ■■■■■■■■ ■■■■■■■■■■■■ ■■■■ ■■■■■■ ■■■■■■■■■■ ■■■ ■■■■■■■■ ■■ ■■■ ■■■■■■■■ ■■■ ■■■■■■■■■■■■■■■■ ■■■■■■■■■■ ■■■■■■■■■ ■■■■■■■■ ■■■■■■■■ ■■■ ■■■■■ ■■■■■■■■ The merchant therefore needs customer-service capability and an escalation arrangement even when the provider prints, packs, and ships the order. The provider's production role and the merchant's retail obligation solve different stakeholder problems.

■■■■■■■ ■■ ■■■■■■■■■■ ■■■■■■ ■■■ ■■■■ ■■■■■■ ■■■■ ■■■■■■■■■ ■■ ■■■ ■■■■■■■■■■■■ ■■■■■ ■■■■■■■■■ ■■■■■■■■■■■■ ■■■■■ ■■■■■■ ■■■■■ ■■ ■■■■■■■■■■■■■■■■ ■■■■■ ■■■■■ ■■■ ■■■■■■■■ ■■■■■■■■■■ ■■ ■■■■■ ■■■■■■■ ■■■■■■■ ■■■■■■■■ ■■ ■■■■■■■■■ ■■■■■■■■■■■■ ■■■■■■■■■ ■■■■■■■■■■■■ ■■■ ■■■■■■■■■ ■■■■■ ■■■■■■■■■ ■■■■■ ■■■ ■■■■■■■■■ ■■■■■ ■■■ ■■■■■ These are different dimensions of switching freedom. A publisher planning alternative

sourcing should secure the required data handover and reuse rights rather than assuming that content ownership or a nonexclusive relationship guarantees portability.

Sources & Evidence

1. Frequently Asked Questions | IngramSpark
   · IngramSpark describes nonexclusive use with other printers, distributors, and fulfillment providers when the publisher owns its ISBN. ([ingramspark.com](https://www.ingramspark.com/faqs))
2. How Do Lulu Direct Orders Work?
   · Lulu Direct identifies the merchant as the contact for customer-service inquiries and explains its business-to-business fulfillment role. ([help.luludirect.lulu.com](https://help.luludirect.lulu.com/en/support/solutions/articles/xx.xx-how-do-lulu-direct-orders-work-))
3. Terms and Conditions | CPI Print Germany
   · CPI's published German-group terms retain title to provider-created print data and require consent for passing specified assets or know-how to third parties. ([cpi-print.de](https://cpi-print.de/en/cpi/agb/))

4.4. Market Dynamics

[redacted] Bloomsbury's 2026 disclosures describe increased local printing to mitigate shipping disruption, while IngramSpark explains that printing on demand does not prevent bookstore returns. A change in production location or ordering cadence can therefore reduce one exposure without transferring the others.

[redacted] Likewise, order-triggered production does not resolve retailer acceptance or the merchant's obligations to its customer. A defensible commissioning decision identifies the binding constraint rather than assuming that one production model solves the entire relationship.

Sources & Evidence

1. Global Print Services | China, Europe, SE Asia, USA & India
   · Its description of projects using several manufacturers supports a conditional inference that changing production location need not remove component dependencies. ([imagogroup.com](https://imagogroup.com/global-print-services/))
2. Annual Financial Report - Bloomsbury Publishing Plc
   · Its 2026 disclosure identifies increased local printing as a response to shipping delays and disruption. ([bloomsbury-ir.co.uk](https://www.bloomsbury-ir.co.uk/media/press_releases/2026/xx.xx.asp))
3. Understanding Book Returns with IngramSpark
   · IngramSpark explains that print-on-demand does not prevent bookstore returns when returnability is enabled. ([ingramspark.com](https://www.ingramspark.com/blog/making-your-book-returnable))

4.4.1. Key Drivers

4.4.1.1. Backlist availability supports differentiated replenishment purchasing

Clays advertises different supply arrangements for event-influenced titles, predictable backlist demand, and slower-selling titles. ■■■■ ■■■■■■■■ ■ ■■■■■■■■■■■■ ■■■■■■■■■ ■■ ■■■■■■ ■■■■■■■■■■ ■■■■■ ■■■■■■■■■■■■ ■■■ ■■ ■■■■■■■■■■ ■■■■■■■ ■■■■■■■■■■■■ ■■ ■■■■■■■■■■ ■■■■■■■■■■■■ ■■■■■■ ■■■■ ■ ■■■■■■ ■■■■■■■■■■■■ ■■■■■ ■■■■■■■■■■ The benefit depends on usable demand information and an agreed response commitment; advertised flexibility does not establish uninterrupted availability for every title.

Sources & Evidence

1. Supply Chain - Clays
   · Its backlist service description supports differentiated replenishment arrangements, without establishing title-level availability performance. ([clays.co.uk](https://www.clays.co.uk/services/supply-chain/))

4.4.1.2. Creator-owned storefronts connect audience demand to production-linked fulfillment

Lulu's Shopify offering connects a creator's storefront to printing and shipment, with white-label fulfillment and retained customer data. This creates a purchasing route for authors and organizations that already reach their own readers without first securing physical bookstore placement. ■■ ■■■■ ■■■ ■■■■■■■ ■■■ ■■■■■■■■■■ ■■■■■■■■ ■■■■■■■■■■■■ ■■■ ■■■■■■■ ■■■■■■■■ ■■■ ■■■ ■■■■■■■■■■■ ■■ ■■■■■■■■■■ ■■■■■ ■■■■■■■■ ■■■■■■■ ■■■■■■■■■■■■■■■

Sources & Evidence

1. Sell Books On Shopify | Lulu
   · Lulu advertises Shopify-connected printing and shipment, white-label fulfillment, and retention of customer data by the merchant. ([lulu.com](https://www.lulu.com/sell/sell-on-your-site/shopify))

4.4.1.3. Academic calendars create time-bound institutional commissioning requirements

■■■■■■■ ■■■■■■■■ ■■ ■■■■■■■■■■ ■■■■■■■■■■ ■■■■■ ■■■■■■■ ■■■■■■■■ ■■■■■ ■■■■■■■■■■■ ■■■■■■■■■■■■ ■■■■■■■ ■■■■■■■■■■ ■■■ ■■■■■■■■■■■■ ■■■■■■■■ ■■ ■■■■■■■■ ■■■ ■■■■■■■■■ ■■■■■■■■ The mechanism is a time-bound institutional requirement for title availability and delivery, not merely interest in printed content. Suppliers must align with the commissioning body's purchasing and distribution arrangements; the educational need alone does not establish access to its contracts.

Sources & Evidence

1. Shortage of NCERT textbooks - Rajya Sabha Unstarred Question No. 1941
   · NCERT's described planning and distribution arrangements establish a calendar-linked institutional requirement, not access for a particular supplier. ([sansad.in](https://sansad.in/getFile/annex/xx.xx/AU1941_pt7nrR.pdf?source=pqars))

4.4.2. Key Restraints

4.4.2.1. Wholesale returnability can preserve publisher exposure after order-triggered printing

[illegible] Choosing non-returnable terms can limit that exposure, but may conflict with a desired retailer's purchasing conditions. Production timing and channel-risk acceptance must therefore be evaluated separately.

Sources & Evidence

1. Understanding Book Returns with IngramSpark
   - Its guidance describes publisher reimbursement exposure and the option to choose non-returnable terms. ([ingramspark.com](https://www.ingramspark.com/blog/making-your-book-returnable))

4.4.2.2. Digital access creates a use-dependent alternative to physical commissioning

NCERT makes digital textbook versions available while also arranging physical supply. [illegible] Substitution must be assessed against the buyer's intended use and access requirements.

Sources & Evidence

1. Shortage of NCERT textbooks - Rajya Sabha Unstarred Question No. 1941
   - The answer describes digital textbook availability alongside physical printing and distribution; it does not establish the extent of substitution. ([sansad.in](https://sansad.in/getFile/annex/xx.xx/AU1941_pt7nrR.pdf?source=pqars))

4.4.2.3. Children's-book classifications create format-specific market-access obligations

The U.S. Consumer Product Safety Commission's ordinary-book exemption from specified lead-content testing requirements excludes books intended for children aged three or younger, books with inherent play value, and certain non-paper components. [illegible]

Sources & Evidence

1. Children's Books | CPSC.gov
   - CPSC's ordinary-book exemption excludes books intended for children aged three or younger, inherent-play-value books, and specified non-paper components outside conventional binding and finishing. ([cpsc.gov](https://www.cpsc.gov/FAQ/Childrens-Books))

4.4.3. Key Opportunities

4.4.3.1. Title-specific replenishment accountability for continuing publications

Publishers with usable inventory information can assess title-specific replenishment accountability. ■■■■■ ■■■■■■ ■■■ ■■■■■ ■■■■■■■■■■■ ■ ■■■■■■■■■■ ■■■■■■ ■■■■■■■■■■■ ■■ ■■■■■■ ■■■■■■■■ ■■■■■■■■■■ ■■■■■■■ ■■■■■■■■■■■ ■■■ ■■■■■■■■■■ ■■ ■■■ ■■■■■■■■ ■■■■■■■■■■■■ ■■■■■■■■■■■■■■■

Sources & Evidence

1. Automatisiertes Lagermanagement | Dienstleistungen | CPI Print Deutschland
   - CPI's German ASR offering lets publishers set inventory thresholds and automatic-reprint settings, followed by delivery to distribution centers or another requested destination. ([cpi-print.de](https://cpi-print.de/de/service/automatisiertes-lagermanagement/))

4.4.3.2. Production-linked fulfillment for audience-owning creators

■■■■■■ ■■■■■■■■■■ ■■■■■■■■■■ ■■■■■■■ ■ ■■■■■■■■■■■ ■■■■■■ ■■■ ■■■■■■■■ ■■■ ■■■■■■■■ ■■■■■ ■■■■■■■■ Capture depends on eligible products and destinations and the creator's ability to retain the required retail and support responsibilities; the connection does not supply demand.

Sources & Evidence

1. Sell Books On Shopify | Lulu
   - Lulu advertises Shopify-connected printing and shipment, white-label fulfillment, and merchant retention of customer data. The offering does not establish an audience for a title. ([lulu.com](https://www.lulu.com/sell/sell-on-your-site/shopify))

4.4.3.3. Separately commissioned packaging around established printing relationships

Showcase Creative's publishing-packaging offer enables assessment of an additional service around an existing printer relationship. ■■■ ■■■■■■■■■■■ ■■■■■■■■ ■■ ■■■■■■■■ ■■■■■■■■■ ■■■■■■■■■■ ■■■ ■■■■■■■■ ■■■■■■■■■■ ■■ ■■■■■■■■■■■■■■ ■■■■■■■■■■ ■■■■■■■■■ ■■■ ■■■■■■■■■■■■■■ ■■■■■■■■ ■■■■■■■■■■■■■■■■■

Sources & Evidence

1. Publishing Packaging - Bespoke Luxury Packaging
   - Showcase Creative advertises publishing-specific slipcases, presentation boxes, boxed sets, and related components for publishers and production managers. ([showcasecreative.com](https://showcasecreative.com/publishing-packaging))

4.4.3.4. Rights-cleared territorial ordering access

Global Connect offers a local production-and-bookseller route where a publisher lacks ordering access. ■■■■■■■■■■■■■ ■■■■■■■ ■■■■■■■■■■■ ■■■■■■■■ ■■■ ■■■■■■■■■■■■■■■■ ■■■■■■■■ ■■■■■■■■■ ■■■■■■■■ ■■■ ■■■■■■■■ ■■■■■■■■■ ■■■■ ■■■ ■■ ■■■■■■■■■

Sources & Evidence

1. Global Connect | Ingram Content Group
   · Global Connect combines local printing providers with bookseller relationships. Participation requires an agreement, title information, and market selection consistent with territorial rights. ([resources.ingramcontent.com](https://resources.ingramcontent.com/publishers/global-connect))

4.4.4. Key Challenges

4.4.4.1. Customer-facing arrival promises can exceed the production provider's commitment

[redacted] A merchant promising arrival for a launch, course, or personal event must reconcile the customer-facing date with the provider's actual commitment. Waiting for confirmed demand limits stock exposure but can be unsuitable for an immovable arrival date unless sufficient scheduling allowance or a separate commitment is secured.

Sources & Evidence

1. How Do Lulu Direct Orders Work?
   · Lulu states that published production and delivery dates are estimates rather than guarantees. ([help.luludirect.lulu.com](https://help.luludirect.lulu.com/en/support/solutions/articles/xx.xx-how-do-lulu-direct-orders-work-))

4.4.4.2. Multicomponent book-and-pack orders require explicit coordination accountability

[redacted] For books supplied with cases, inserts, or other associated items, the execution challenge is assigning responsibility for matching the commissioned components and completing the contracted handoff. An integrated coordinator can reduce interfaces, but the buyer still needs clarity on subcontracting, approval authority, and responsibility when one component delays the complete order.

Sources & Evidence

1. Global Print Services | China, Europe, SE Asia, USA & India
   · Imago identifies multimanufacturer complexity and offers coordination; the page does not establish a particular contractual liability allocation. ([imagogroup.com](https://imagogroup.com/global-print-services/))

4.4.4.3. Finished-book sourcing claims depend on the applicable certification arrangement

FSC states that labeled printed products must be produced and labeled under a valid chain-of-custody certificate. [redacted] Buyers must confirm the certificate scope and the party responsible for the finished-product claim without unnecessarily excluding a valid outsourcing arrangement.

Sources & Evidence

1. Paper & print | Forest Stewardship Council UK
   · FSC requires labeled printed products to be produced and labeled under valid chain-of-custody certification and describes a certified-publisher outsourcing alternative. ([uk.fsc.org](https://uk.fsc.org/paper-print))

4.5. Porter's Five Forces Analysis

[redacted] Imago's supplier-network model also demonstrates that participation need not depend on owning the production facility. An intermediary can provide supplier access and coordination, but must still secure commitments for the required format, destination, and delivery responsibility.

Buyer power is exercised through purchasing rules and channel selection. [redacted] Suppliers must distinguish administrative eligibility from the buyer's subsequent commercial decision.

[redacted] Their coexistence challenges both a universal print-replacement thesis and the assumption that all publishing expenditure creates physical-production work. Buyers should compare alternatives against the publication's actual use, required format, and channel obligations.

Sources & Evidence

1. Global Print Services | China, Europe, SE Asia, USA & India
   · The supplier-network offering demonstrates an intermediary participation model distinct from facility ownership. ([imagogroup.com](https://imagogroup.com/global-print-services/))
2. Start publishing with KDP
   · KDP's stated format coverage supports comparing suppliers within eligible configurations rather than assuming equivalence across all accepted formats. ([kdp.amazon.com](https://kdp.amazon.com/en_US/help/topic/GHKDSCW2KQ3K4UU4/))
3. Printing and Publishing Contractors - How to Register
   · GPO describes contractor evaluation and quality levels, and expressly permits bids and proposals before registration is complete. ([gpo.gov](https://www.gpo.gov/how-to-work-with-us/vendors/how-to-register/printing-and-publishing-contractors))

4. Local Interest in Selling Your Book - B&N Press
   · Barnes & Noble describes returnability requirements, possible local consignment arrangements for its own print-on-demand books, and the absence of guaranteed placement after terms change. ([help-press.barnesandnoble.com](https://help-press.barnesandnoble.com/hc/en-us/articles/xx.xx-Local-Interest-in-Selling-Your-Book))
5. Latest results - Bloomsbury Publishing Plc
   · Bloomsbury's 2026 results describe print and digital activity within its Academic & Professional business, supporting coexistence rather than universal replacement. ([bloomsbury-ir.co.uk](https://www.bloomsbury-ir.co.uk/financial/f_latest.asp))

4.6. PESTLE Analysis

Cross-border contracting requires a separate allocation of customs exposure. ■■■■■ ■■■■■■■■■ ■■■■■ ■■■■■■■ ■■■■■■■ ■■■■■■■ ■■■■ ■■■ ■■■■■■■■ ■■■■■■■■■■ ■■■■■■ ■■■■■■ ■■■■■■■■■ ■■■■■■■■■■■■■ ■■■■■ ■■■■■■■■■■ ■■■ ■■■■■■■ ■■■■■■■■■■■■ ■■■■■■ ■■■■■■■ ■■■ ■■■■■■■■■ ■■■■■■■■■■■■■■■ ■■■■■■■ ■■■■■■■■■ ■■■■■■■■■■■■■■■ ■■■■■■■■■■ ■■■ ■■■■■■■■ ■■■■■■■■■■■■■■■ ■■■■■■ ■■■■■■■■■■■■ A printing-service description does not settle those questions, and a contractual allocation of charges does not establish the applicable tariff treatment.

Macroeconomic exposure reaches buyers through supplier contracts as well as purchasing budgets. ■■■■■■■■■■■■ ■■■■ ■■■■ ■■■■■■■■■■■■ ■■■■■■■■ ■■■■■■■ ■■■■■■■■■■ ■■■ ■■■■■■■■■■■■ ■■■■ ■■■■■■■■■ ■■■ ■■■■■■■■ ■■■■■■■■■ ■■■■■■■■ ■■■■■■■■■■ ■■■ ■■■■■■■■■■■■■■■ ■■ ■■■■■■■■■■ ■■■■■ ■■■■■■■■ ■■■ ■■■■■■■■ ■■■■■■■■ ■■■ ■■ ■■■ ■■■■■■■■■ ■■■■ ■ ■■■■■■■■ ■■■■■■■ ■■■■■ ■■■■■■■■■■ ■■■■ ■■■■■■■ The relevant purchasing question is which exposures are fixed, adjustable, or retained by the customer.

■■■■■■■■■■■■■ ■■■■■■■■■■■■ ■■■■■■ ■■■■■■■ ■■■ ■■■■ ■■■ ■■■ ■■■■■■■■■■ ■■■■■■■■■■ ■■■ ■■ ■■■■■■■■■ ■■■ ■■■■■■■■■ ■■■■■ ■■■■■■■■■■ ■■■■■ ■■■■■■■■ ■■ ■■■■■■ ■■■ ■■■■■ ■■■■ ■■■■■■■■■■■■ ■■■■■■ ■■■■■■ ■■ ■■■■■■■■■ ■■■■■■■■■■ Separately, the Council's December xx.xx 2025 adoption of the revised EU Deforestation Regulation expressly removed printed products such as books from its scope. Buyers should distinguish that book-specific change from the classification of separately procured materials and packaging, rather than treating either development as a blanket compliance exemption.

Sources & Evidence

1. Annual Financial Report - Bloomsbury Publishing Plc
   · The disclosure identifies energy, materials, and distribution cost inflation and describes long-term supplier contracts and diversification as mitigations for its business. ([bloomsbury-ir.co.uk](https://www.bloomsbury-ir.co.uk/media/press_releases/2026/xx.xx.asp))
2. Terms and Conditions | CPI Print Germany
   · CPI's standard commercial terms exclude customs charges unless otherwise agreed; this establishes charge allocation, not applicable tariff treatment. ([cpi-print.de](https://cpi-print.de/en/cpi/agb/))
3. Packaging waste - European Commission
   · The European Commission identifies August xx.xx 2026 as PPWR's application date and distinguishes later requirements within the packaging framework. ([environment.ec.europa.eu](https://environment.ec.europa.eu/topics/waste-and-recycling/packaging-waste_en))

4. Deforestation: Council signs off targeted revision to simplify and postpone the regulation
   · The Council's December xx.xx 2025 adoption announcement expressly states that printed products such as books were removed from the revised EUDR's scope. ([consilium.europa.eu](https://www.consilium.europa.eu/en/press/press-releases/2025/xx.xx/xx.xx/deforestation-council-signs-off-targeted-revision-to-simplify-and-postpone-the-regulation/))

4.7. Market Outlook

The outlook for Global Book Printing & Packaging Services is conditional on buyers converting continuity and coordination needs into accepted service obligations. Bloomsbury's 2026 disclosure establishes supply-chain continuity as a purchasing concern, while Lakeside Book Company's packaging-and-kitting offer demonstrates incumbent competition for broader commissioned scope. ▪▪▪▪ ▪▪▪▪▪▪▪▪ ▪▪▪▪▪▪▪▪▪ ▪▪▪▪▪▪▪ ▪▪▪▪▪▪▪▪▪▪▪▪▪▪ ▪▪▪ ▪ ▪▪▪▪▪▪▪ ▪▪▪▪ ▪▪▪▪▪▪ ▪▪▪ ▪▪▪▪▪▪▪▪▪▪ ▪▪ ▪▪▪▪▪▪▪▪▪▪▪ ▪▪▪▪▪▪

▪ ▪▪▪▪▪▪▪▪▪ ▪▪▪▪▪▪▪▪ ▪▪▪▪▪▪▪▪ ▪▪▪▪▪▪▪▪ ▪▪▪▪▪▪▪▪▪▪ ▪▪▪▪ ▪▪▪▪▪ ▪ ▪▪▪▪▪▪▪▪ ▪▪▪▪▪▪▪▪▪▪▪▪▪ ▪▪▪▪▪▪▪▪ ▪▪ ▪▪▪▪▪▪▪▪▪▪▪▪▪▪▪▪▪▪ ▪▪▪▪ ▪ ▪▪▪▪ ▪▪▪▪▪▪▪▪▪▪ ▪▪▪▪▪▪▪▪ ▪▪▪▪▪▪▪ ▪▪▪▪▪▪▪ ▪▪▪▪▪▪▪ ▪▪▪▪▪▪▪▪▪▪▪▪ ▪▪▪▪▪▪▪ ▪▪▪ ▪▪▪▪▪ ▪▪▪▪▪▪▪ ▪▪▪▪▪▪▪ ▪▪▪ ▪▪▪▪▪▪▪▪▪ ▪▪▪▪▪▪▪▪▪▪▪ ▪▪ ▪▪▪ ▪▪▪▪▪▪▪▪ ▪▪▪▪▪▪▪▪ ▪▪▪▪ ▪▪▪ ▪▪▪▪▪▪▪ ▪▪▪ ▪▪▪▪▪▪▪ Contract renewals, accepted service additions, and retailer purchasing decisions are therefore more useful turning points than capability announcements alone. Buyers can retain an established provider when it meets the requirement; switching is justified only when an accepted alternative changes the binding commercial constraint.

Sources & Evidence

1. Annual Financial Report - Bloomsbury Publishing Plc
   · Bloomsbury's 2026 disclosure identifies dependence on printing partners and supply-chain continuity, including supplier diversification and increased local printing as responses. These are observations about its business. ([bloomsbury-ir.co.uk](https://www.bloomsbury-ir.co.uk/media/press_releases/2026/xx.xx.asp))
2. Local Interest in Selling Your Book - B&N Press
   · Barnes & Noble retains placement discretion and states that changing an LSI-distributed title's purchasing terms does not guarantee placement or an event. ([help-press.barnesandnoble.com](https://help-press.barnesandnoble.com/hc/en-us/articles/xx.xx-Local-Interest-in-Selling-Your-Book))
3. Book Embellishments, Edge Printing & Kitting | Lakeside Book Company
   · Lakeside advertises packaging, kitting, assembly, and design through one vendor, demonstrating incumbent participation in coordinated book services. ([lakesidebookcompany.com](https://lakesidebookcompany.com/embellishments-packaging-kitting/))

4.7.1. Near-Term Market Outlook (0-2 Years)

For 2026-2027, deadline-sensitive buyers should prioritize gaps between their customer promise and the provider's accepted obligation. Lulu Direct's published estimates illustrate why order-triggered production should not automatically support an immovable arrival date. ▪ ▪▪▪▪▪▪ ▪▪ ▪▪▪▪▪▪▪▪▪▪▪▪ ▪▪▪▪▪ ▪▪▪ ▪▪▪▪ ▪▪ ▪▪▪▪▪▪▪ ▪▪▪▪▪▪▪ ▪▪▪▪▪▪▪▪▪▪▪ ▪▪▪▪▪▪▪ ▪▪▪▪▪▪▪▪▪▪▪▪ ▪▪▪▪▪▪▪▪▪▪▪▪▪▪▪ ▪▪ ▪▪▪▪▪▪ ▪▪▪ ▪▪▪▪▪▪▪▪ ▪▪▪ ▪▪▪▪▪▪▪▪ ▪▪▪▪▪▪▪▪▪ ▪▪ ▪▪▪▪▪▪▪ ▪▪▪ ▪▪▪▪▪▪▪▪▪ ▪▪▪▪▪▪ ▪▪▪▪▪▪▪▪▪▪▪ ▪▪▪▪▪▪▪ ▪▪▪▪▪▪ ▪▪▪▪ ▪▪▪▪ ▪▪▪▪▪▪▪▪▪▪ ▪▪ ▪▪▪▪▪▪▪▪▪ ▪ ▪▪▪▪ ▪▪▪▪▪▪▪▪▪▪ ▪▪▪▪▪▪▪▪ ▪▪▪▪▪▪▪▪▪ ▪▪▪▪ ▪▪▪ ▪▪▪▪▪▪▪ ▪▪▪▪ ▪▪▪▪▪▪▪▪▪▪▪▪▪

EU-facing contracts also need immediate clarity on packaging responsibilities following PPWR's general application on August xx.xx 2026. Buyers should identify the applicable obligation, responsible commercial actor, and information required for the commissioned packaging, while respecting individual implementation schedules. ▪ ▪▪▪▪▪ ▪▪▪▪▪▪▪▪▪▪▪▪▪▪▪ ▪▪▪▪▪▪▪▪▪▪ ▪▪ ▪ ▪▪▪▪ ▪▪▪▪▪▪▪▪▪▪ ▪▪▪▪▪▪▪▪▪▪ ▪▪▪▪▪▪▪ ▪▪▪▪ ▪▪ ▪▪▪▪▪▪▪▪▪▪ ▪▪▪▪▪ ▪▪▪▪▪▪▪▪▪▪▪ ▪▪▪▪▪▪▪▪▪▪ ▪▪▪▪▪▪▪ ▪▪▪▪▪▪▪▪▪▪▪ ▪▪▪▪▪ ▪▪▪▪▪▪▪▪▪▪ ▪▪▪▪▪▪▪ ▪▪▪▪▪▪▪ ▪▪▪▪▪▪▪▪▪ ▪▪▪▪▪▪▪▪▪▪ ▪▪▪ ▪▪▪▪▪ ▪▪ ▪▪▪▪▪▪▪▪▪▪ ▪▪▪▪▪▪▪

Sources & Evidence

1. How Do Lulu Direct Orders Work?
   · Lulu Direct describes production after purchase, followed by transport, and states that production and delivery dates are estimates rather than guarantees. ([help.luludirect.lulu.com](https://help.luludirect.lulu.com/en/support/solutions/articles/xx.xx-how-do-lulu-direct-orders-work-))
2. Packaging waste - European Commission
   · The European Commission identifies August xx.xx 2026 as PPWR's general application date and describes coverage of packaging irrespective of material or origin, with distinct implementation measures and schedules. ([environment.ec.europa.eu](https://environment.ec.europa.eu/topics/waste-and-recycling/packaging-waste_en))

4.7.2. Medium-Term Market Outlook (3-5 Years)

For 2028-2029, institutional prospects should follow confirmed publication-program milestones rather than an assumed curriculum-led printing opportunity. Brazil's 2026 notice for PNLD Anos Finais 2028-2031 establishes a registration and evaluation process for publishers, not a printing award. ▪▪▪▪▪▪▪▪▪▪ ▪▪▪▪▪▪▪▪▪▪ ▪▪▪▪▪▪▪ ▪▪▪▪▪▪▪ ▪▪▪▪▪▪▪▪▪▪▪▪▪▪▪ ▪▪▪ ▪▪▪▪▪▪▪▪▪▪▪▪ ▪▪▪▪▪▪▪▪▪▪ ▪▪▪ ▪▪▪▪▪▪▪ ▪▪▪ ▪▪▪▪▪▪▪▪▪▪▪▪ ▪▪▪▪▪▪▪▪▪▪▪ ▪▪▪▪▪▪▪▪▪ ▪▪▪▪▪▪▪▪▪▪ ▪▪▪▪▪▪▪▪▪▪▪▪ ▪▪▪▪▪▪▪ ▪▪▪▪▪▪▪ ▪▪▪▪▪▪▪▪▪ ▪▪▪▪▪▪▪▪▪▪▪▪ ▪▪▪ ▪▪▪▪▪▪▪ ▪▪ ▪ ▪▪▪▪▪▪ ▪▪▪▪▪▪▪ ▪▪▪▪▪▪▪▪▪▪ ▪▪▪ ▪▪▪▪▪▪▪▪▪ ▪▪▪▪ ▪▪ ▪▪▪▪▪▪▪▪▪▪ ▪▪▪▪▪▪▪ ▪▪▪▪▪▪

Broader network integration is a separate medium-term option for recurring book requirements. ▪▪▪▪▪▪▪▪▪▪▪▪▪▪▪▪▪▪ ▪▪▪▪▪▪ ▪▪▪▪▪▪▪▪▪▪ ▪▪▪▪ ▪▪▪▪ ▪ ▪▪▪▪▪▪ ▪▪▪▪▪▪▪▪▪ ▪▪▪ ▪▪▪▪▪▪▪ ▪▪▪▪ ▪▪▪▪▪▪▪▪▪▪▪▪ ▪▪▪▪▪▪▪▪▪▪ ▪▪▪ ▪▪▪▪▪▪▪▪▪▪▪▪▪▪▪ ▪▪▪▪▪▪▪▪▪▪▪▪ ▪▪▪▪▪▪▪▪▪ ▪▪▪▪ ▪▪ ▪▪▪▪▪▪▪▪▪▪▪ ▪▪ ▪▪▪▪▪▪▪▪▪▪ ▪▪▪▪ ▪▪▪▪ ▪▪▪▪▪▪▪▪ ▪▪▪▪▪▪▪▪▪▪▪▪▪▪▪▪▪▪ ▪▪▪▪▪▪▪▪▪▪ ▪▪▪▪▪▪ ▪▪▪▪▪▪▪▪▪▪▪▪▪▪▪ ▪▪▪ ▪▪▪▪▪▪▪▪▪ ▪▪▪▪▪ ▪▪▪ ▪▪▪▪▪▪▪▪▪▪▪▪ ▪▪▪▪▪▪ ▪▪▪▪▪▪▪▪▪ ▪▪▪▪▪▪▪▪▪ ▪▪▪▪▪▪▪▪ ▪▪▪▪▪▪▪▪▪▪ ▪▪▪ ▪▪▪▪▪▪▪ ▪▪▪▪▪▪▪▪▪▪▪▪ ▪▪▪▪▪▪▪ ▪▪▪▪▪▪▪▪▪▪ ▪▪▪▪▪▪▪▪ ▪▪▪▪▪▪▪▪▪ ▪▪▪▪▪▪▪▪▪▪▪▪▪ ▪▪▪▪▪ ▪▪ ▪▪▪ ▪▪▪▪▪▪▪▪▪ ▪▪▪▪▪▪▪▪▪▪▪▪▪▪▪▪ A direct supplier relationship remains preferable when a specialist configuration or a particular delivery undertaking matters more than routing convenience.

Sources & Evidence

1. Terms & Conditions - Cloudprinter.com
   · Cloudprinter.com's posted terms make product, location, and shipping support subject to production-site acceptance and allow some sites to require direct agreements. ([cloudprinter.com](https://www.cloudprinter.com/terms-conditions))

2. Edital N° 1/2026 - MEC/FNDE: PNLD Anos Finais 2028-2031
   · The March xx.xx 2026 official notice calls publishers into registration and evaluation for PNLD Anos Finais 2028-2031. It establishes a program milestone, not a printing award or a production subcontract. ([gov.br](https://www.gov.br/fnde/pt-br/acesso-a-informacao/acoes-e-programas/programas/programas-do-livro/consultas-editais/editais/pnld-anos-finais-2028-2031/EDITAL_N_1_2026___MEC_FNDE.pdf/%xx.xx%40display-file/file))

4.7.3. Long-Term Market Outlook (5-10 Years)

For 2030-2032, renewal decisions could increasingly distinguish interface convenience from independent reuse rights. ■■■ ■■■■■■■■ ■■■■■■ ■■■■■■■■■■■■■■■ ■■■■■ ■■■■■■■■ ■ ■■■■■■■■■■■■■■ ■■■■■■■■■■■■■ ■■■■■■■■ ■■■■■ ■■■■■■■■ ■■■■■■■■■ ■■■■■■■■■■■■ ■■■■■■ ■■■■■■■■ ■■■■■■■■■■■■ ■■■ ■■ ■■■■■■■■■■■■ ■■■■■■■■■■ ■■■■■■■■■■ ■■■■■■ ■■■■■■■■■■ ■■■■■■■■■■■ ■■■■■■■■■ ■■ ■■■■■■■■■ ■■■■■■■■■ ■■■■■■■ ■■■■■■■ ■■■ ■■■■■■■■■■ ■■■■■■■ ■■■■■■■ ■■■■■■■■ ■ ■■■■■■■■■ ■■■■■■■■■■■■■ ■■ ■■■■■■■■■■ ■■■■■■■■■ ■■■■■■■■ ■■■ ■■■■■■■ ■■■■■■■■■ ■■■■ ■■■ ■■■■■■■■■■■■■ ■■■■■■■■ ■■■■■■■■ ■■■ ■■■■■■■■■■■■■ ■■■■■■■■ ■■■■■■■■■■■■■ Observable decision points are renewal terms, reuse permissions, and acceptance by the intended replacement contractor, not merely the existence of another printer.

■■■■■■■■■ ■■■■■■■■■■■■■■■ ■■■■■■■■■ ■■■■ ■■■ ■ ■■■■■■■■■■■ ■■■■■■■■■■■ ■■■■■■■■■■■■ ■■■ ■■■■■■■■ ■■■■■■■■■■ ■■■■■■ ■ ■■■■■■■■■■■■ ■■■■■■■■■ ■■■ ■■■■■■■■■ ■■ ■■■■■ ■■■■■■ ■■■■■■■■■■ ■■■■■■■■■■■ ■■■ ■■■■■■■■■■■■■■■ ■■■■■■■■ ■■■■■■ ■■■■■ ■■■■■■■■■■■ ■■■■■■■■■■ ■■■■■■ ■■■■■■■■ ■■■■■■■■■ ■■■■■■■■■■■■■ ■■■■■■■■■■ ■■■■■■ ■■■■■■■■ ■■■■■■■■■■■■■ ■■■■■■■■■■ ■■■ ■ ■■■■■■ ■■■■■■■■■ ■■■ ■■■■■■■■■■ ■■■■■■■■■■■■ ■■■■■■■ ■■■■ ■■■■■■ ■ ■■■■■■ ■■■■■■■■ ■■■■■■■■■■■ ■■■■■■■ ■■■■■ ■■■■■■ ■■■■■■■■■■■■ Official implementation measures and revised buyer briefs should trigger reassessment. This is a conditional purchasing scenario, not a prediction of uniform packaging substitution or supplier displacement.

Sources & Evidence

1. Packaging waste - European Commission
   · The Commission states a policy objective of economically viable recyclability for packaging by 2030. This supports a conditional procurement-planning scenario, not a claim that every individual obligation begins simultaneously. ([environment.ec.europa.eu](https://environment.ec.europa.eu/topics/waste-and-recycling/packaging-waste_en))
2. Procurement - Framework Agreement for Print and Associated Services (2023), Lot 1 Buyer Guide: Framework Objectives
   · The Scottish public print-framework guide provides for editable final-file handover on request and purchasing-body ownership of specified typesetting files. It is a buyer-specific portability example, not a universal entitlement. ([gov.scot](https://www.gov.scot/publications/procurement-framework-agreement-for-print-and-associated-services-2023-lot-xx.xx-buyer-guide/pages/framework-overview/))
3. Jostens Yearbook Agreement Printing Terms
   · Jostens' published agreement restricts third-party printing and reuse of production materials created with its digital tools. The executed agreement and any exceptions determine the actual restriction. ([jostens.my.salesforce-sites.com](https://jostens.my.salesforce-sites.com/terms?Lid=YBKUS))

4.8. Go-to-Market Strategy

[illegible] Before selling a combined undertaking, the entrant must obtain accepted subcontract scope and allocate handoff acceptance, complete-order delivery, and remedies. Remaining a specialist subcontractor is preferable when it cannot responsibly control the wider commission.

An intermediary route is defensible when the buyer lacks supplier relationships or local coordination resources. Imago Group's evidenced contribution is supplier access, representation, and multimanufacturer coordination. [illegible]

Institutional selling requires a separate access sequence. [illegible] Providers should establish the selecting authority and procurement relationship before dedicating account-specific resources; reader need or administrative registration is not an award.

[illegible] CPI's German-group terms demonstrate why printing-only and delivered book-and-pack offers are not automatically comparable. The execution sequence is to settle buyer authority and rights, secure the accepted service scope, allocate retained obligations, and only then make the customer-facing promise.

Sources & Evidence

1. Global Print Services | China, Europe, SE Asia, USA & India
   · Imago advertises supplier relationships, local production representation, and coordination of book-related components across manufacturers. These are the specific contributions supporting a conditional intermediary route. ([imagogroup.com](https://imagogroup.com/global-print-services/))
2. Terms and Conditions | CPI Print Germany
   · CPI's published German-group terms exclude packaging, freight, and customs charges unless otherwise agreed and reserve specified input-cost adjustments. This supports scope-aligned quotation and adjustment negotiations. ([cpi-print.de](https://cpi-print.de/en/cpi/agb/))

3. Printing and Publishing Contractors - How to Register
   · GPO requires Publish registration for Small Purchases quotations but permits other bids and proposals before registration is complete; subsequent invitations reflect contractor evaluation. ([gpo.gov](https://www.gpo.gov/how-to-work-with-us/vendors/how-to-register/printing-and-publishing-contractors))
4. How Does Merchant Pricing Work for Ecommerce Stores? | Lulu Direct
   · For connected ecommerce stores, the customer pays the merchant and the merchant separately pays Lulu; receipt of that payment releases the order into production. ([help.luludirect.lulu.com](https://help.luludirect.lulu.com/en/support/solutions/articles/xx.xx-how-does-lulu-direct-merchant-pricing-work-))
5. Terms & Conditions | Lulu
   · Lulu Direct Standard leaves the creator as merchant of record; Buy Button makes Lulu merchant of record. The general Lulu Direct conditions retain creator responsibility for buyer support. ([lulu.com](https://www.lulu.com/terms-and-conditions))
6. Realizar inscrição de fornecedores de livros ao PNLD
   · PNLD registration is directed to companies holding relevant copyrights and includes registration of the organization and works under the applicable notice. ([gov.br](https://www.gov.br/pt-br/servicos/realizar-inscricao-de-fornecedores-de-livros-ao-pnld))
7. Imago Publishing Limited - Terms & Conditions of Trading
   · Imago Publishing Limited's posted conditions require written order acceptance and treat delivery dates as guidance. Governing terms and negotiated variations require project-specific confirmation. ([imagogroup.com](https://imagogroup.com/wp-content/uploads/IPL_Customer_TCs_July_2026.pdf))
8. Publishing Packaging - Bespoke Luxury Packaging
   · The separately offered publishing packaging establishes a potential specialist contribution, subject to accepted scope and handoff responsibilities. ([showcasecreative.com](https://showcasecreative.com/publishing-packaging))
9. Print Finishing for B2B Print | Bubu
   · Bubu expressly advertises bookbinding and finishing of customer-supplied printed work, establishing a potential subcontract contribution rather than a confirmed partnership. ([bubu.ch](https://www.bubu.ch/en/solutions/b2b-print/))

5. Market Insights

5.1. Consumer Insights & End-User Perspective

[illegible] The commercial job is approved-title availability through the designated supply arrangement, not simply production of a readable copy. Prospective providers should establish access to the commissioning relationship and its delivery allocation before treating a school's or student's need as an available contract.

[illegible] Suppliers should identify the applicable route and qualification expectations rather than assuming either that registration guarantees work or that incomplete registration prevents every bid. Procurement approval and the end user's publication requirement are separate decision points.

Switching freedom requires more than permission to use another provider. IngramSpark permits nonexclusive relationships when the publisher owns its ISBN, giving publishers a documented alternative-sourcing choice. [illegible]

Sources & Evidence

1. Frequently Asked Questions | IngramSpark
   · IngramSpark describes nonexclusive use alongside other printing, distribution, and fulfillment providers when the publisher owns its ISBN. That permission does not establish another provider's service equivalence. ([ingramspark.com](https://www.ingramspark.com/faqs))
2. Shortage of NCERT textbooks - Rajya Sabha Unstarred Question No. 1941
   · The December xx.xx 2025 ministerial answer describes enrollment-informed planning, printer empanelment, phased textbook supply, and distribution intended to precede the academic session. These are institutional purchasing conditions, not evidence of access for an individual supplier. ([sansad.in](https://sansad.in/getFile/annex/xx.xx/AU1941_pt7nrR.pdf?source=pqars))
3. Printing and Publishing Contractors - How to Register
   · GPO requires registration for entering Small Purchases quotes through GPO Publish but permits bids and proposals before registration is complete. Subsequent invitations reflect its evaluation of contractor information and submitted samples. ([gpo.gov](https://www.gpo.gov/how-to-work-with-us/vendors/how-to-register/printing-and-publishing-contractors))

5.2. Consumer Experience Benchmarking

For comparable order-level book fulfillment, support ownership and remedies are more defensible benchmarks than an unsupported supplier quality ranking. [illegible]

[redacted]

A commissioning buyer should establish the escalation owner, permitted changes, and remedy offered to the reader before adopting either route; these published policies do not establish comparative satisfaction or defect performance.

Managed replenishment requires a different benchmark from an individual customer order. Clays advertises stock and distribution-history visibility through publisher and warehouse links, alongside backlist management and consolidation. [redacted]

Sources & Evidence

1. Supply Chain - Clays

   · Clays advertises backlist management, consolidation of third-party books, and links to publisher and warehouse systems providing stock and distribution-history visibility. These are advertised capabilities, not measured service outcomes. ([clays.co.uk](https://www.clays.co.uk/services/supply-chain/))

2. How Do Lulu Direct Orders Work?

   · Lulu Direct identifies the merchant as the customer's support contact, separates production from transport, and describes production and delivery dates as estimates rather than guarantees. Merchant return policies can differ from Lulu's own policy. ([help.luludirect.lulu.com](https://help.luludirect.lulu.com/en/support/solutions/articles/xx.xx-how-do-lulu-direct-orders-work-))

3. Frequently Asked Questions - Ecommerce | IngramSpark

   · IngramSpark's purchase-link FAQ directs order problems to its customer-service team, does not support refunds, and offers a replacement-request route. Submitted orders cannot be edited or canceled. ([ingramspark.com](https://www.ingramspark.com/ecommerce-faq))

5.3. Opportunity Mapping

For an established publisher, continuing-title replenishment is a defensible first opportunity to assess when usable inventory information and an existing commissioning relationship are already present. CPI Print's German ASR offer demonstrates publisher-controlled replenishment settings. [redacted]

[redacted]

[redacted] Both require accepted format and destination coverage and adequate buyer support. Without audience access, adopting the interface alone is not a defensible customer-acquisition strategy.

[redacted] Integration is preferable when an identified contractor accepts those interfaces and the buyer cannot manage them economically. Neither the historical project nor an advertised integrated portfolio establishes acceptance of a new commission.

Territorial ordering access is relevant where a publisher holds the necessary rights but lacks the intended local bookseller relationship. [redacted] Barnes & Noble's placement discretion is a material counterforce: an additional ordering route does not establish purchasing demand or shelf presence.

Institutional work should be assessed against the selecting authority rather than the eventual reader. [redacted] Unconfirmed specialist configurations and unresolved supplier identities remain possible alternatives, but cannot be counted as qualified backups; their inclusion in the market does not establish a contracting undertaking.

Sources & Evidence

1. Sell Books On Shopify | Lulu
   - Lulu's storefront connection provides an order-triggered fulfillment route to compare with inventory-backed merchant services. ([lulu.com](https://www.lulu.com/sell/sell-on-your-site/shopify))
2. How Do Lulu Direct Orders Work?
   - The documented order-triggered arrangement supports distinguishing inventory postponement from a fixed-arrival commitment. ([help.luludirect.lulu.com](https://help.luludirect.lulu.com/en/support/solutions/articles/xx.xx-how-do-lulu-direct-orders-work-))

3. Printing and Publishing Contractors - How to Register
   · GPO's route-specific process supports distinguishing administrative participation from qualification and selection for an institutional commission.
   ([gpo.gov](https://www.gpo.gov/how-to-work-with-us/vendors/how-to-register/printing-and-publishing-contractors))
4. Local Interest in Selling Your Book - B&N Press
   · The retailer's conditions demonstrate that an ordering route and retailer selection remain separate commercial gates.
   ([help-press.barnesandnoble.com](https://help-press.barnesandnoble.com/hc/en-us/articles/xx.xx-Local-Interest-in-Selling-Your-Book))
5. Global Connect | Ingram Content Group
   · The local network prints and ships to retailers after orders. This supports a rights-specific ordering-access route, not assured retailer demand or complete specialist packaging coverage.
   ([resources.ingramcontent.com](https://resources.ingramcontent.com/publishers/global-connect))
6. Terms & Conditions | Lulu
   · The contractual allocation of merchant-of-record and customer-service duties supports qualifying creator opportunities against the retail responsibilities the creator can retain.
   ([lulu.com](https://www.lulu.com/terms-and-conditions))
7. Book Embellishments, Edge Printing & Kitting | Lakeside Book Company
   · Lakeside's integrated offer is a credible alternative to separately commissioning the components of a publication project; the page does not establish order acceptance.
   ([lakesidebookcompany.com](https://lakesidebookcompany.com/embellishments-packaging-kitting/))
8. Automatisiertes Lagermanagement | Dienstleistungen | CPI Print Deutschland
   · The documented ASR arrangement supports assessing publisher-controlled replenishment, subject to agreement on information, ordering authority, and delivery responsibility.
   ([cpi-print.de](https://cpi-print.de/de/service/automatisiertes-lagermanagement/))
9. Realizar inscrição de fornecedores de livros ao PNLD
   · The rights-holder registration requirement supports separating the publication supplier's institutional eligibility from a printer's production-service relationship.
   ([gov.br](https://www.gov.br/pt-br/servicos/realizar-inscricao-de-fornecedores-de-livros-ao-pnld))
10. Print On-Demand Books | Just-in-Time vs. Book Printing On Demand | Acutrack
    · Acutrack describes its own model as advance printing with inventory-backed fulfillment and ecommerce connectivity. Its comparative claims about other suppliers are not adopted.
    ([acutrack.com](https://www.acutrack.com/book-printing/on-demand/))
11. Book Fulfillment Add-On Services | Marketing Collateral | Acutrack
    · Acutrack advertises book-related collateral, customized packaging, gift wrapping, and merchandise bundled with books. These additions support a differentiated merchant requirement, not demonstrated incremental sales. ([acutrack.com](https://www.acutrack.com/value-added-services/))
12. Celebrating Opposites with Fedrigoni 365 - Bespoke Luxury Packaging
    · Showcase Creative's account of the 2025 Fedrigoni xx.xx edition separately credits Pression for printing, Diamond Print Services for binding, and Showcase Creative for slipcases. The example establishes modular project roles, not acceptance of a new commission.
    ([showcasecreative.com](https://showcasecreative.com/blog/celebrating-opposites-with-fedrigoni-xx.xx))
13. An Ode to Creativity: Fedrigoni 365 and the Beauty of Opposites
    · Fedrigoni's own publication account names Showcase Creative, Pression, and Diamond among project collaborators, independently corroborating the multicontractor publication example.
    ([specialpapers.fedrigoni.com](https://specialpapers.fedrigoni.com/fed-world/fedrigoni-xx.xx-2025/))

5.4. Distribution Channel Analysis

Wholesale access and creator-controlled selling address different purchasing barriers. Barnes & Noble's ordinary local-store route requires returnable status but retains placement

discretion, with a separate possibility of local consignment for B&N Press print-on-demand books. [illegible]

International reach can depend on a partner's local bookseller relationships, not simply its printing location. [illegible] Network participation establishes an ordering route, not assured demand or equivalent support for every accepted book and packaging format.

[illegible] The buyer must nevertheless establish who accepts responsibility for subcontractors, complete-order delivery, and remedies. Direct Provider Contracting remains a defensible alternative when the buyer can manage those interfaces and wants direct control of individual supplier relationships.

Sources & Evidence

1. Global Print Services | China, Europe, SE Asia, USA & India
   · Imago advertises supplier sourcing, local production representation, and coordination of book-related projects involving multiple manufacturers. Its portfolio description does not establish a particular agreement's liability allocation. ([imagogroup.com](https://imagogroup.com/global-print-services/))
2. Sell Books On Shopify | Lulu
   · Lulu's Shopify offering connects the merchant's storefront with printing and shipment, advertises white-label fulfillment, and states that the merchant retains customer data. It does not establish customer acquisition or bookstore placement. ([lulu.com](https://www.lulu.com/sell/sell-on-your-site/shopify))
3. Local Interest in Selling Your Book - B&N Press
   · Barnes & Noble describes returnable status as a condition for the ordinary local-store route, identifies possible local consignment arrangements for B&N Press print-on-demand books, and states that changing terms does not guarantee placement. ([help-press.barnesandnoble.com](https://help-press.barnesandnoble.com/hc/en-us/articles/xx.xx-Local-Interest-in-Selling-Your-Book))
4. Global Connect | Ingram Content Group
   · Global Connect uses local print-on-demand providers with bookseller relationships. Participation depends on an agreement, title information, and market-specific rights; the local network prints and supplies the retailer. ([resources.ingramcontent.com](https://resources.ingramcontent.com/publishers/global-connect))

5.5. Pricing Trend Analysis

[illegible]

[illegible] Buyers should therefore compare equivalent delivered responsibilities and adjustment rights, rather than treating a printing quotation as a complete book-and-pack commitment. Negotiated terms can differ from this published example.

[illegible] This supports negotiating continuity and cost-adjustment provisions together, but does not establish that a long-term agreement fixes every charge. Buyers seeking certainty must identify the covered services, adjustment triggers, and treatment of customer-requested changes before committing.

Retail receipts and production-service payments are separate commercial flows. [illegible] Comparing providers requires matching the complete charge structure and payment responsibility, not assuming that customer checkout automatically settles the production obligation.

Sources & Evidence

1. Annual Financial Report - Bloomsbury Publishing Plc
   · Bloomsbury's 2026 annual financial disclosure identifies production and distribution cost exposure associated with energy, materials, and supply disruption. It describes long-term supplier contracts and diversification as mitigations for its business. ([bloomsbury-ir.co.uk](https://www.bloomsbury-ir.co.uk/media/press_releases/2026/xx.xx.asp))
2. Terms and Conditions | CPI Print Germany
   · CPI's terms marked March 2022 exclude packaging, freight, and customs charges from the standard commercial basis unless otherwise agreed, reserve adjustments for specified input-cost changes, and require written agreement for prompt-payment discounts. ([cpi-print.de](https://cpi-print.de/en/cpi/agb/))
3. How Does Merchant Pricing Work for Ecommerce Stores? | Lulu Direct
   · For connected ecommerce stores, the customer pays the merchant, while the merchant separately pays Lulu for production, shipping, applicable taxes, and fulfillment. Payment to Lulu precedes entry into production. ([help.luludirect.lulu.com](https://help.luludirect.lulu.com/en/support/solutions/articles/xx.xx-how-does-lulu-direct-merchant-pricing-work-))

5.6. Regulatory Compliance & Standards Framework

U.S. children's-book access depends on product classification, not the book label alone. [illegible] Commissioning buyers should establish the applicable classification and responsible compliance party before treating format quotations as equivalent.

[redacted] That change does not determine the treatment of associated packaging or separately supplied materials. Buyers should assign responsibility for applicable packaging requirements and confirm the relevant product boundary rather than treating the book-specific exclusion as a general exemption.

[redacted] Before an import commitment, the contracting parties must confirm classification, origin, applicable additional duties, and importer responsibility. No shipment-specific conclusion is defensible without those facts; allocating customs charges commercially does not settle the legal treatment.

[redacted] For Prepress Services or Print Production Management dependent on proprietary platforms, buyers should secure the required access and reuse rights. Where proprietary packaging features are material, supplier-specific rights and contractual assurances require confirmation; neither a patent claim nor a service purchase alone resolves them.

Sources & Evidence

1. Children's Books | CPSC.gov
   - CPSC distinguishes the ordinary-book exemption from specified lead-content testing requirements from books intended for children aged three or younger, books with play value, and relevant non-paper articles or components. ([cpsc.gov](https://www.cpsc.gov/FAQ/Childrens-Books))
2. Packaging waste - European Commission
   - The European Commission identifies August xx.xx 2026 as the PPWR application date and describes a framework covering packaging irrespective of material or origin, with requirements and implementation measures operating on distinct schedules. ([environment.ec.europa.eu](https://environment.ec.europa.eu/topics/waste-and-recycling/packaging-waste_en))
3. Deforestation: Council signs off targeted revision to simplify and postpone the regulation
   - The Council's December xx.xx 2025 adoption announcement states that the EUDR revision removed specified printed products, including books, from its scope. This does not establish the treatment of separately supplied packaging. ([consilium.europa.eu](https://www.consilium.europa.eu/en/press/press-releases/2025/xx.xx/xx.xx/deforestation-council-signs-off-targeted-revision-to-simplify-and-postpone-the-regulation/))
4. Classification of Exports and Imports | United States International Trade Commission
   - USITC maintains the Harmonized Tariff Schedule but identifies CBP as the authority for legally binding import-classification rulings and treatment upon entry. The record does not classify an unspecified book-and-packaging shipment. ([usitc.gov](https://www.usitc.gov/tariff_affairs/disclaimer))

5. Terms & Conditions | Lulu
   · Lulu grants a limited, nontransferable, nonsublicensable right to access its site and reserves platform intellectual-property rights. Purchasing its services does not itself transfer ownership of the platform. ([lulu.com](https://www.lulu.com/terms-and-conditions))
6. Managing a Patent | USPTO
   · USPTO explains that a U.S. patent grants exclusionary rights rather than an affirmative right to practice an invention; other rights and laws can still constrain commercial use. ([uspto.gov](https://www.uspto.gov/patents/basics/manage))

5.7. ESG & Sustainability Analysis

[redacted] This is a dated buyer-specific example, not evidence of a uniform Global purchasing rule. For suppliers approaching such accounts, the commercial requirement is demonstrable compliance with the buyer's policy rather than an unsupported sustainability claim.

Finished-book claims also influence the available contracting route. [redacted] Buyers should confirm certificate scope and claim ownership before supplier selection; certification alone does not establish the complete environmental performance of the commissioned book and packaging.

Social responsibility extends beyond paper sourcing. Penguin Random House applies the Bertelsmann supplier code to relevant business partners and subcontracted work; the code addresses labor conditions, human rights, environmental responsibility, and consequences for violations. [redacted]

Sources & Evidence

1. Paper & print | Forest Stewardship Council UK
   · FSC requires labeled printed products to be produced and labeled within a valid chain-of-custody arrangement. Certified publishers can use an outsourcing policy, including eligible work by uncertified printers, rather than relying exclusively on printer certification. ([uk.fsc.org](https://uk.fsc.org/paper-print))

2. Worldwide Environmental Sourcing Policy | Penguin Random House

   · Penguin Random House's environmental sourcing policy, revised March 2017, requires prospective print partners to provide environmental-practice documentation and relevant certification records. This is a dated buyer-policy example, not a universal purchasing rule. ([assets.penguinrandomhouse.com](https://assets.penguinrandomhouse.com/wp-content/uploads/2017/xx.xx/xx.xx/PRH-Worldwide-Paper-Policy-2015-FINAL1.pdf))

3. Compliance | Penguin Random House

   · Penguin Random House's compliance page applies the Bertelsmann Supplier Code of Conduct to relevant business partners and describes extending minimum requirements to subcontractors working within that relationship. ([global.penguinrandomhouse.com](https://global.penguinrandomhouse.com/compliance/))

4. Supplier Code of Conduct | Bertelsmann

   · The published Bertelsmann supplier code addresses human rights, forced and child labor, working conditions, environmental responsibility, and supply-chain implementation. It provides for remediation and contractual consequences for violations. ([bertelsmann.com](https://www.bertelsmann.com/media/verantwortung/downloads/englisch/supplier-code-of-conduct-en-xx.xx.pdf))

5.8. Disruption & Risk Scenarios

A transport or counterparty interruption could make an otherwise suitable title unavailable at its required destination. ■■■■■■■■■■■■ ■■■■ ■■■■■■■■■■ ■■■■■■■■■■ ■■■■■ ■■■■■■■■■ ■■■ ■■■■■■■■■ ■■■■■ ■■■■■■■■ ■■■ ■■■■■■■■■■■■■■■ ■■ ■■■■■■■■■■ ■■■ ■■■■■■■ ■■■ ■ ■■■■■■ ■■■■■■■■ ■■■■■■■ ■■ ■ ■■■■■■■■ ■■■■■■■■■■ ■■■■■■■ ■■■■■■■■■ ■■■■■■■■ ■■■■■■■■■■■■ ■■ ■■■■ ■■ ■■■ ■■■■■■■■■ ■■■■■■■■ ■■■■■■ ■■■■■■ ■■ ■■■■■ ■■■ ■■■■ ■■■■ ■■ ■■■ ■■■■■■■■■■■■ ■■■■■■■ ■■■ ■■■■■■■■ ■■■■■■■■■■■■■■ ■■■ ■■■■■■■■■■■■ ■■■■■■■■■■■■ Cloudprinter.com's site-acceptance conditions illustrate why network presence alone is not a usable fallback; shared dependencies or unaccepted packaging responsibilities can leave the original exposure unresolved.

A demand reversal can transmit through returns even when production followed an order. ■■■■■■ ■■ ■■■■■■■■ ■■■■■■■■■■■■ ■■■■■■■■■■ ■■■■■■■■■■■■ ■■■■■■■■■■■■■ ■■■■■■■■■■■■ ■■■ ■■■■■■ ■■■ ■■■■■■■■■■ ■■■■■■ ■■■■■■■■ ■■■■■■■■ ■■■■■■ ■■■■■■■■ ■■ ■■ ■■■■■■■■ ■■■■■■■■■■■■ ■■■■■■ ■■■■■■■■ ■ ■■■■■■ ■■ ■■■■■■■■ ■■■■■■■■ ■■■ ■■■■■■■■■■■■■■ ■■■■■■■■■■■ ■■■■■■■■■■■■■■ ■■■■■■ ■■■ ■■■■■■ ■■■■ ■■■■■■■■■■ ■■■ ■■■ ■■■■■■■■■ ■■■■■ ■■■ ■■■■■■■■ ■■■■■■■■ ■■■■■■■■■■ ■■■■■■■■■■■■ ■■■■■■■ ■ ■■■■■ ■■■■ ■■■■■■■■■■ ■ ■■■■■■■■ ■■■■■■■■■■■■■■■■■ ■■■■■■■■■■■■ ■■■ ■■■ ■■■ ■■■■■■■■■■■■■■■ ■■■■■■■■ The response should follow the actual channel agreement rather than assume that on-demand production eliminates downstream risk.

A payment-release interruption can separate a successful customer checkout from production. ■■■■ ■■■■■■■■ ■■■■■■■■■■■■■■■ ■■■■■■■■■■■ ■■■■■■■■ ■■■ ■■■■■■■■ ■■ ■■■■■ ■■■ ■■■■■■■■■■■ ■■■■■■■■■■■ ■■■■■■■■■■■ ■■ ■■■■■■■ ■■■■■ ■■ ■■■■■■■ ■■■■■■■■■ ■■■■■■■■ ■■ ■■■■■■■■■ ■ ■■■■■■■■■■ ■■■■■■■■ ■■■■■■■■■■ ■■■ ■■■■■■■■ ■■■■■■■ ■■■■■■■■ ■■ ■■■■■■■■■■■ ■■■■■■■■■■■■■■■ ■■■■■ ■■■ ■■ ■■■■■■■■■■ ■■■■■■■■■■■ ■■■■■■■ ■■■■■■■■■■ ■■■■■■■■■ This addresses order release, not customer acquisition or transport reliability, and should not be generalized to service models in which another party collects and administers payment.

A product-classification mismatch can prevent a specialty children's-book offer from satisfying the intended market-access requirement. CPSC's ordinary-book exemption does not cover every younger-child, play-value, or non-paper configuration. ▪ ▪▪▪▪▪▪▪▪▪▪▪▪▪▪ ▪▪▪▪▪▪▪▪▪ ▪▪ ▪▪▪▪▪▪▪ ▪▪▪▪▪▪▪▪▪▪ ▪▪▪▪▪▪▪▪▪▪ ▪▪▪▪▪▪▪▪▪▪▪▪▪ ▪▪▪▪▪▪ ▪▪▪▪▪▪▪ ▪ ▪▪▪▪▪▪▪▪▪▪ ▪▪▪▪▪▪ ▪▪ ▪▪▪ ▪▪▪▪▪▪▪▪▪▪▪▪▪ ▪▪▪▪▪ ▪▪▪ ▪▪▪▪▪▪▪▪▪▪▪ ▪▪▪▪▪▪▪▪▪ ▪▪▪▪▪▪▪ ▪▪▪▪▪▪ ▪▪▪▪▪▪▪▪▪▪▪ ▪▪▪▪▪▪▪▪▪▪ ▪▪▪▪▪ ▪▪▪▪▪▪▪▪▪▪▪▪▪ ▪▪▪ ▪▪▪▪▪▪▪ ▪▪▪▪▪▪ ▪▪▪▪▪ ▪▪▪ ▪▪▪▪▪▪▪▪▪▪▪ ▪▪▪▪▪▪▪▪▪▪ ▪▪ ▪▪▪▪▪▪▪▪ ▪▪▪▪▪▪▪▪▪▪▪▪▪▪▪ ▪▪▪ ▪▪▪▪▪▪▪▪▪▪▪▪▪ ▪▪▪▪▪▪ ▪▪▪▪▪▪▪▪▪▪▪ ▪▪▪ ▪▪▪▪▪▪▪▪▪ ▪▪▪▪▪▪▪▪▪▪ ▪▪▪▪▪▪▪▪ ▪▪ ▪▪ ▪▪▪▪▪▪▪▪▪▪ ▪▪▪▪▪ ▪▪ ▪▪▪▪▪▪▪▪▪▪▪▪ ▪▪▪▪▪▪▪▪ ▪▪▪▪▪ ▪▪▪▪▪▪▪▪▪▪▪▪

Sources & Evidence

1. Annual Financial Report - Bloomsbury Publishing Plc
   · The disclosure establishes shipping disruption and counterparty failure as recognized risks, supporting a conditional scenario rather than a prediction of a particular interruption. ([bloomsbury-ir.co.uk](https://www.bloomsbury-ir.co.uk/media/press_releases/2026/xx.xx.asp))
2. Understanding Book Returns with IngramSpark
   · IngramSpark permits non-returnable and returnable arrangements; enabled returns can create publisher reimbursement and associated handling obligations after supply. ([ingramspark.com](https://www.ingramspark.com/blog/making-your-book-returnable))
3. Children's Books | CPSC.gov
   · CPSC distinguishes qualifying ordinary books from books with inherent play value, younger-child products, and relevant non-paper articles or components for the specified exemption. This supports classification-specific commercial-access responsibility. ([cpsc.gov](https://www.cpsc.gov/FAQ/Childrens-Books))
4. Local Interest in Selling Your Book - B&N Press
   · Barnes & Noble describes returnable status for its ordinary local-store route and possible local consignment for B&N Press print-on-demand titles, qualifying the alternative to accepting wholesale returns exposure. ([help-press.barnesandnoble.com](https://help-press.barnesandnoble.com/hc/en-us/articles/xx.xx-Local-Interest-in-Selling-Your-Book))
5. How Does Merchant Pricing Work for Ecommerce Stores? | Lulu Direct
   · An order can remain unpaid after customer checkout unless the merchant's payment arrangement operates, supporting the conditional payment-release disruption scenario. ([help.luludirect.lulu.com](https://help.luludirect.lulu.com/en/support/solutions/articles/xx.xx-how-does-lulu-direct-merchant-pricing-work-))
6. Imago Publishing Limited - Terms & Conditions of Trading
   · The posted conditions place lawful-sale and product-safety responsibility with the customer, supporting the warning that coordination does not itself transfer commercial-access accountability. ([imagogroup.com](https://imagogroup.com/wp-content/uploads/IPL_Customer_TCs_July_2026.pdf))
7. Terms & Conditions - Cloudprinter.com
   · The terms describe configurable backup routing but do not make an unaccepted site a qualified substitute for the required book-and-destination combination. ([cloudprinter.com](https://www.cloudprinter.com/terms-conditions))

5.9. Return on Investment & Cost-Benefit Analysis

▪▪▪▪ ▪▪▪ ▪▪▪▪▪▪▪▪▪▪ ▪▪▪▪▪▪▪▪▪▪ ▪▪▪ ▪▪▪▪▪▪▪▪ ▪▪▪▪▪▪ ▪▪ ▪▪▪▪▪▪▪▪ ▪▪▪▪▪▪▪▪▪▪ ▪▪ ▪▪▪▪▪▪▪▪▪ ▪▪▪▪▪▪▪▪▪▪ ▪▪▪ ▪▪▪▪▪▪ ▪▪▪ ▪▪▪▪▪▪▪▪▪▪ ▪▪▪▪▪▪▪▪▪▪▪▪▪ ▪▪▪▪▪▪▪▪▪▪▪▪▪▪▪ ▪▪▪▪▪▪▪▪▪▪ ▪▪▪ ▪▪▪▪▪ ▪▪▪▪▪▪▪▪▪▪▪ ▪▪▪▪▪ ▪▪▪▪▪▪▪▪ ▪▪▪ ▪▪▪▪▪▪ ▪▪▪▪▪▪▪▪▪▪ ▪▪▪▪▪▪▪ ▪▪▪▪▪▪▪▪▪▪ ▪▪▪▪▪▪▪▪▪▪▪▪▪▪▪▪ ▪▪▪▪▪▪▪▪▪▪▪ ▪▪▪ ▪▪▪▪▪▪▪▪ ▪▪▪▪▪▪▪▪ ▪▪ ▪▪ ▪▪▪▪▪▪▪▪ ▪▪▪▪▪▪▪▪

[redacted] Wholesale returns remain a separate exposure. Commitment is justified only when the chosen arrangement addresses the title's binding requirement more effectively than retaining the existing model.

[redacted] The investment case should include the work required to sustain the customer promise and manage exceptions, not merely the convenience of automated order transfer. Deferral is appropriate when the merchant lacks audience access, support ownership, or a dependable payment-release arrangement; delegating payment administration alone does not resolve all of those needs.

[redacted] CPI's scope exclusions and adjustment provisions show why the comparison must include retained freight, packaging, customs, and change exposure. Supplier investment in broader coordination should follow an accepted customer mandate rather than an assumption that catalog breadth will generate profitable work.

Sources & Evidence

1. How Do Lulu Direct Orders Work?
   · Production occurs before shipment, and the merchant remains the customer's support contact. These retained obligations qualify the economic case for outsourced fulfillment. ([help.luludirect.lulu.com](https://help.luludirect.lulu.com/en/support/solutions/articles/xx.xx-how-do-lulu-direct-orders-work-))
2. Terms and Conditions | CPI Print Germany
   · CPI makes confirmed order scope decisive and retains specified exclusions and adjustment rights, demonstrating why a continuing supplier relationship does not automatically establish an all-inclusive economic commitment. ([cpi-print.de](https://cpi-print.de/en/cpi/agb/))
3. Understanding Book Returns with IngramSpark
   · The returns arrangement shows why production postponement and wholesale reimbursement exposure must be evaluated separately in the publisher's economic case. ([ingramspark.com](https://www.ingramspark.com/blog/making-your-book-returnable))
4. How Does Merchant Pricing Work for Ecommerce Stores? | Lulu Direct
   · Customer receipts and production-service funding are separate commercial flows, leaving the connected-store merchant responsible for funding continuity. ([help.luludirect.lulu.com](https://help.luludirect.lulu.com/en/support/solutions/articles/xx.xx-how-does-lulu-direct-merchant-pricing-work-))

5. Terms & Conditions | Lulu

· Lulu Direct users retain connectivity and buyer-support responsibilities, so outsourcing physical fulfillment does not eliminate retail administration. ([lulu.com](https://www.lulu.com/terms-and-conditions))

6. Book Embellishments, Edge Printing & Kitting | Lakeside Book Company

· The integrated packaging-and-kitting proposition supports evaluating fewer buyer-managed interfaces, conditional on the responsibilities actually accepted. ([lakesidebookcompany.com](https://lakesidebookcompany.com/embellishments-packaging-kitting/))

7. Automatisiertes Lagermanagement | Dienstleistungen | CPI Print Deutschland

· CPI presents inventory administration and retained-stock exposure as economic considerations for its replenishment service; realized benefits remain account-dependent. ([cpi-print.de](https://cpi-print.de/de/service/automatisiertes-lagermanagement/))

8. Print On-Demand Books | Just-in-Time vs. Book Printing On Demand | Acutrack

· The inventory-backed arrangement supports distinguishing warehouse dispatch benefits from the buyer's retained unsold-edition exposure. ([acutrack.com](https://www.acutrack.com/book-printing/on-demand/))

9. Print Finishing for B2B Print | Bubu

· The external binding offer provides an evidenced modular alternative when the buyer wishes to preserve its printing relationship. ([bubu.ch](https://www.bubu.ch/en/solutions/b2b-print/))

6. Cumulative Impact of Artificial Intelligence 2026

AI-enabled preparation is already offered for Personal Photo & Memory Books. Shutterfly's August 2026 description includes automated photo placement and caption suggestions with customer editing and review. ■■■■■■■■■■■■■■ ■■■■ ■■■ ■■■■■ ■■■■ ■■ ■■■ ■■■■■■■■■ ■■■■■■■■■■■■ ■■■■ ■ ■■■■■■■■■■■■■ ■■■■■■■■■ ■■■■■■■■■ ■■■ ■■■ ■■■■■■■■■ ■■■■■ ■■■■ ■■■■■■■■■■■■ ■■■■■■■■■ ■■■■■■■■■ ■■ ■■■■■■■■ ■■■■■■■■■■■■■■■■■■■■■■ ■■■■■■■■■■■■■■ ■■■■■■■ ■■■■■■■ ■■■■■■■ ■ ■■■■■■ ■■■■■■■■■ ■■■■■■ ■■■ ■■■■■■■ ■■■■■■■■ ■■■ ■■■■■■■■■■■■■■ ■■■■■■■■ ■■■■■■■■■■■■ ■■■■■■■■■■■■ ■■■■■■■■ ■■ ■■■■■■■■■■■■ ■■■■■■ ■■■■■■■■■ ■■■■■■■■ ■■ ■■■■■ ■■■■■■■■■ ■■■■■ ■■■■■■■■■■ ■■■■■■■■■■■■■■■

AI also affects access through content governance. ■■■ ■■■■■■■■ ■■■■■■ ■■■■■■■■ ■■■■■■■■■■ ■■■■■■■■■■■■ ■■■ ■■■■■ ■■■■■■■■■■ ■■ ■■■■■■■■ ■■■ ■■■■■■■■■■■■ ■■ ■■■■■■■■ ■■■■■■■■■■■ ■■ ■■■■■■■■■■■■■ ■■■■■■■■■ ■■■■■■■■■■■■■■ ■■■■■■■■■■■■ ■■■■■■ ■■■ ■■■■■■■ ■■■■■■■■■■■■■■■■■■■■■■ ■■■ ■■■■■■■■ ■■■■■■■■■■ ■■■■ ■■■ ■■■■■■■■■■■ ■■■■■■■■■■■ ■■■■■■ ■■■■ ■■■■■■ ■■■■■■■ ■■■■■■■■■ ■■■■■■■■■■■■■■■ ■■■■■■■■ ■■■ ■■■■■■■■■■■■ ■■■■■■■■■■ ■■■■■■■■■ ■■■■■■■ ■■■■■■■■■■■■ ■■■ ■■■■■■■■■■ ■■■■■■■■■■■■■■ ■■■■■■■■■■■■ ■■ ■■■■■■■■■ ■■■■■■ ■■■■■■■■■■■■■■ ■■■■■■■■■ ■■■■■■■■■■■■ ■■■ ■■■■■■■■■■■ ■■■■■■■■■ ■■ ■■■■■■■■■■■ ■■■■■■■■ ■■■■■■■■■■■■ These platform conditions should not be generalized to every book-production provider.

Sources & Evidence

1. Create a Photo Book with AI in Minutes | Shutterfly
   · Shutterfly's August xx.xx 2026 description offers AI-assisted photo placement and caption suggestions, with customer editing and review. It establishes advertised functionality, not independently measured adoption or commercial benefits.
   ([shutterfly.com](https://www.shutterfly.com/ideas/create-a-photo-book-with-ai-in-minutes//))
2. Content Guidelines | Kindle Direct Publishing
   · KDP describes enforcement using machine learning, automation, and human reviewers. It requires disclosure of AI-generated content, distinguishes AI-assisted work, and leaves content and intellectual-property compliance with publishers.
   ([kdp.amazon.com](https://kdp.amazon.com/en_US/help/topic/G200672390?utm_source=openai))

7. Book Printing & Packaging Services Market, by Service Offering

Service Offering changes where the commissioning buyer must supply expertise and retain approval responsibility. ■■■■■■■■ ■■■■■■■■ ■■■ ■■ ■■■■■■■■■ ■■■■■■■■■■■■■■ ■■■■■■■■■■■■ ■■■■■■■■ ■■■■■■■■■■ ■■■■ ■■■■■■■■■■ ■■■ ■■■■■■■■ ■■■ ■■■■■■■■■■■■ ■■■■■■■■■■■■■ ■■ ■■■■■■■■■■ ■■■■■■■ ■■■■ ■■ ■■■■ ■■■ ■■■■■■■■ ■■■■■■■■ ■■■■■■■■■■■■■ ■■ ■■■■■■■ ■■■■■■■■■■ ■■■■■■■■ ■■ ■■■■■■■■ ■ ■■■■■■■■■■■■■ ■■■■■ ■■■■■■ ■■■■■■■■ ■■■■ ■■■■■■■■ ■■■■■■■■ ■■■■■ ■ ■■■■■■■■■ ■■■■ ■■■■■■■■■■ ■■■■■■■■■■■ ■■■■■■■■■■■■■ ■■■■■■■■■■■■ ■■■■ ■ ■■■■■■■■■■■ ■■■■■■■■■ ■■■■■■■■■■■■■■■ ■■■ ■■■■■■■■■■■■■ A printing-and-distribution relationship is not automatically a publication-development service.

■■■■■■■■■■■■ ■ ■■■■■■■■■■ ■■■■ ■■■■■■■■ ■ ■■■■■■■■ ■■■■■■■■■■■■ ■■■■■■■■■■■ ■■■■■ ■■■■■■■■ ■■■■■■■■■■■ ■■■■■ ■■■■■■■■ ■■■ ■■■■■■■■■■■ ■■■■■■■■■ ■■■■■■■■■■■■ ■■■ ■■■■■■■■■■ ■■■■■■■■ ■■■■■ ■■■■■■■■■■■ ■■■■■■■■ ■■■■■■■■ ■■■■■■■ ■■■■ ■■ ■■■■ ■■■ ■■■■■■■ ■■■■■■■■ ■■■■ ■■■■■■ ■■■ ■■■■■■■■■■■■■ ■■■■■ Separating printing from binding can preserve specialist choice, but only when the receiving contractor accepts the supplied work and the parties agree responsibility for handoff problems. An integrated printing-and-binding contract is preferable when the buyer cannot manage that interface or the proposed binder requires an integrated order.

Book Packaging Production and Book Packing & Kitting solve different purchasing problems. Imago advertises publisher slipcases, cases, and multicomponent presentation packaging; Bridgeport separately lists set packing and shrink-wrapping among its book services. ■■■■■■■■■■■■■ ■■ ■■■■■■■■■ ■■■■ ■■■ ■■■■■■■■■ ■■■■ ■■■■■■■ ■■■■ ■■■■■■■■ ■■■ ■■■■■■■■■ ■■■■■■■■■■■■■ ■■■■■■■ ■■■■■■■ ■■■■■■■ ■■■■■■■■ ■■■ ■■■■■■■■■■ ■■■■■■■■■■■■ ■■■ ■■■■■■■■■■ ■■■ ■■■■■■■■■■ ■■■■■■■■■■■■ ■■■■ ■■■ ■■■■■■■■■ ■■■■■■■■■■■■■■■ ■■■ ■■■■■■■ ■■ ■■■■■■■ ■■■■■■■■■■■■

■■■■■ ■■■■■■■■■■ ■■■■■■■■■■ ■■■ ■■■■■■■■■■■■■■■■■ ■■■■■■■■■■■ ■■■■■■■ ■■■■■■■■ ■■■■■■■■■■■ ■■■■ ■■■■ ■■■■■■■■■ ■■■■■■■■■ ■■■■■■■■■■ ■■■■ ■■■■■■■■■■■■■■■ ■■■■■■ ■■■■■ ■■■■■■■■■ ■■■■■■■■■■■■■■■■■■■■■■ ■■■■■■ ■■■■■■■■■ ■■■■■■■■■■■■■■ ■■■■■ ■■■■■■■■ ■■■ ■■■■■■■■ ■■■■■■■■■■■■ Advice on the appropriate job does not itself establish responsibility for stock release or delivery to individual recipients. The purchasing decision should specify which responsibilities are bundled and which remain separate; integration reduces buyer-managed interfaces, while specialist contracts preserve control over individual service relationships.

Figure 8. Global Book Printing & Packaging Services Market Size, by Service Offering, 2025 (%)

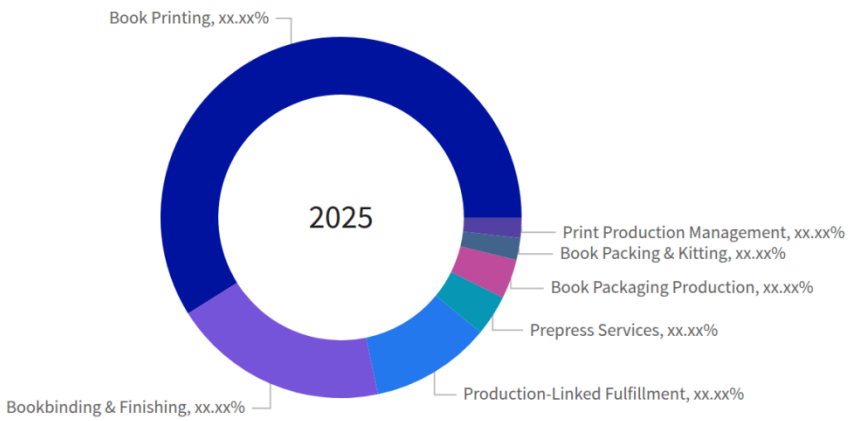

Figure 9. Global Book Printing & Packaging Services Market, by Service Offering, 2032 (USD Million)

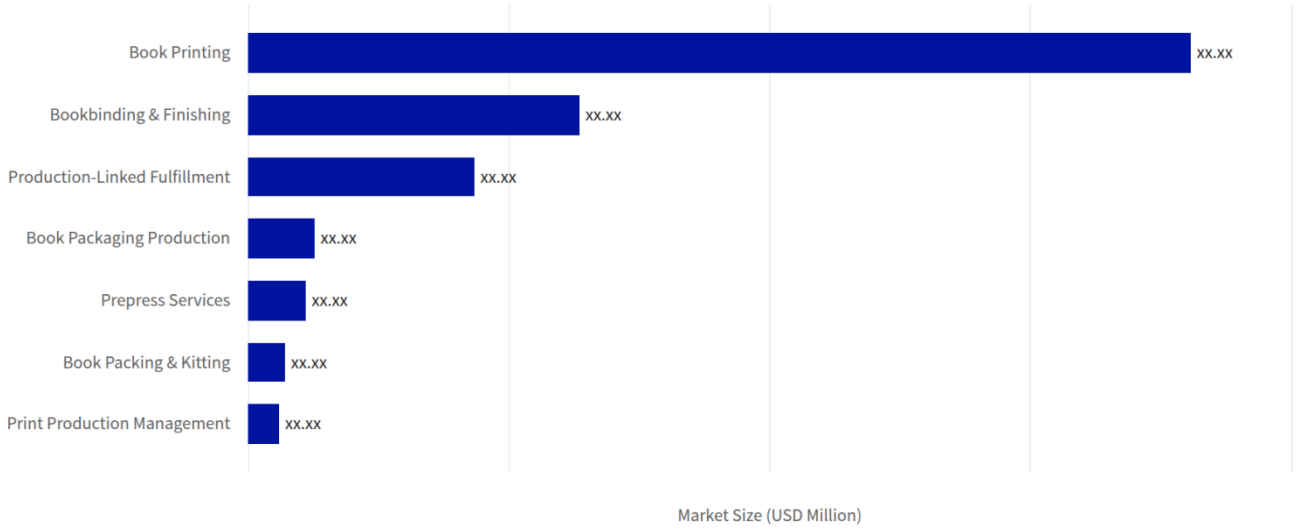

Table 4. Global Book Printing & Packaging Services Market, by Service Offering growth contribution, 2025-2032

Category	2025 value (USD Million)	2032 value (USD Million)	Added value (USD Million)	2025 share (%)	2032 share (%)	Change (pp)	Growth share (%)	CAGR (%)
Book Packaging Production	xx.xx	xx.xx	xx.xx	xx.xx	xx.xx	xx.xx	xx.xx	xx.xx
Book Packing & Kitting	xx.xx	xx.xx	xx.xx	xx.xx	xx.xx	xx.xx	xx.xx	xx.xx
Book Printing	xx.xx	xx.xx	xx.xx	xx.xx	xx.xx	xx.xx	xx.xx	xx.xx
Bookbinding & Finishing	xx.xx	xx.xx	xx.xx	xx.xx	xx.xx	xx.xx	xx.xx	xx.xx
Prepress Services	xx.xx	xx.xx	xx.xx	xx.xx	xx.xx	xx.xx	xx.xx	xx.xx
Print Production Management	xx.xx	xx.xx	xx.xx	xx.xx	xx.xx	xx.xx	xx.xx	xx.xx
Production-Linked Fulfillment	xx.xx	xx.xx	xx.xx	xx.xx	xx.xx	xx.xx	xx.xx	xx.xx
Scope total	**xx.xx**	**xx.xx**	**xx.xx**	**xx.xx**	**xx.xx**	**xx.xx**	**xx.xx**	**xx.xx**

Table 5. Global Book Printing & Packaging Services Market Size, by Service Offering, 2017-2040 (USD Million)

Service Offering	2017	2024	2025	2026	2027	2032	2040	CAGR (%)
Book Packaging Production	xx.xx	xx.xx	xx.xx	xx.xx	xx.xx	xx.xx	xx.xx	xx.xx
Book Packing & Kitting	xx.xx	xx.xx	xx.xx	xx.xx	xx.xx	xx.xx	xx.xx	xx.xx
Book Printing	xx.xx	xx.xx	xx.xx	xx.xx	xx.xx	xx.xx	xx.xx	xx.xx
Bookbinding & Finishing	xx.xx	xx.xx	xx.xx	xx.xx	xx.xx	xx.xx	xx.xx	xx.xx
Prepress Services	xx.xx	xx.xx	xx.xx	xx.xx	xx.xx	xx.xx	xx.xx	xx.xx
Print Production Management	xx.xx	xx.xx	xx.xx	xx.xx	xx.xx	xx.xx	xx.xx	xx.xx
Production-Linked Fulfillment	xx.xx	xx.xx	xx.xx	xx.xx	xx.xx	xx.xx	xx.xx	xx.xx
Total	**xx.xx**	**xx.xx**	**xx.xx**	**xx.xx**	**xx.xx**	**xx.xx**	**xx.xx**	**xx.xx**

Sources & Evidence

1. Frequently Asked Questions | IngramSpark

   · IngramSpark does not provide editing, typesetting, or design services, but advertises a book-building tool. This supports distinguishing commissioned preparation from self-service preparation. ([ingramspark.com](https://www.ingramspark.com/faqs))

   · Evidence informing base-year allocation inputs; displayed values and growth are calculated: IngramSpark states that it does not provide editing, typesetting or design services. This counterexample prevents treating all platform manufacturing commissions as purchases of professional preparation services.

   · Evidence informing forecast-year allocation inputs; displayed values and growth are calculated: IngramSpark states that it does not provide editing, typesetting or design services. This counterexample prevents treating all platform manufacturing commissions as purchases of professional preparation services.

2. Professional Book Formatting for Authors and Publishers - Publisher's Prepress

   · Publisher's Prepress advertises professional book-formatting services for authors and publishers, including print publication preparation. ([publishersprepress.com](https://www.publishersprepress.com/professional-book-formatting-services-for-authors-and-publishers/))

3. Services | Puget Bindery

   · Puget advertises trade binding and finishing for commercial customers. ([pugetbindery.com](https://www.pugetbindery.com/services))

4. Services - Bridgeport National Bindery, Inc.

   · Bridgeport National Bindery excludes binding-only services for supplied text pages and separately lists set packing and shrink-wrapping among its book-service options. ([bnbindery.com](https://www.bnbindery.com/services))

   · Evidence informing base-year allocation inputs; displayed values and growth are calculated: The short-run book-production portfolio separately lists shrink-wrapping and set packing. It establishes commercial packing activity distinct from enclosure manufacture and binding, without measuring its revenue.

   · Evidence informing forecast-year allocation inputs; displayed values and growth are calculated: The short-run book-production portfolio separately lists shrink-wrapping and set packing. It establishes commercial packing activity distinct from enclosure manufacture and binding, without measuring its revenue.

5. Procurement - Framework Agreement for Print and Associated Services (2023), Lot 1 Buyer Guide: Framework Objectives

   · The Scottish Government's April xx.xx 2024 guide specifies production-management advice and finished-goods stock holding and call-off facilities within its print framework. This is a purchasing example, not a universal service bundle. ([gov.scot](https://www.gov.scot/publications/procurement-framework-agreement-for-print-and-associated-services-2023-lot-xx.xx-buyer-guide/pages/framework-overview/))

   · Taxonomy evidence: The April xx.xx 2024 buyer guide includes bound books and associated services within a print-services framework. This is a public purchasing example, not a worldwide market definition. ([gov.scot](https://www.gov.scot/publications/procurement-framework-agreement-for-print-and-associated-services-2023-lot-xx.xx-buyer-guide/pages/framework-overview/))

   · Taxonomy evidence: The April xx.xx 2024 buyer guide purchases printing alongside named supporting activities; it is a procurement example, not a worldwide market definition. ([gov.scot](https://www.gov.scot/publications/procurement-framework-agreement-for-print-and-associated-services-2023-lot-xx.xx-buyer-guide/pages/framework-overview/))

   · Evidence informing base-year allocation inputs; displayed values and growth are calculated: The public purchasing framework separately specifies production-management advice. It establishes a purchased responsibility but not a global fee rate or permission to count subcontract pass-through as retained revenue.

   · Evidence informing forecast-year allocation inputs; displayed values and growth are calculated: The public purchasing framework separately specifies production-management advice. It establishes a purchased responsibility but not a global fee rate or permission to count subcontract pass-through as retained revenue.

   · Evidence informing base-year allocation inputs; displayed values and growth are calculated: The framework also specifies finished-goods stock holding and call-off, with required holding costs included in the print-job price. This supports allocating embedded production-linked fulfillment rather than restricting the category to standalone invoices.

   · Evidence informing forecast-year allocation inputs; displayed values and growth are calculated: The framework also specifies finished-goods stock holding and call-off, with required holding costs included in the print-job price. This supports allocating embedded production-linked fulfillment rather than restricting the category to standalone invoices.

6. Packaging Printing & Production | Imago Group

   · Imago advertises publisher slipcases, clamshell cases, tray-and-lid constructions, and multicomponent gift-set packaging. ([imagogroup.com](https://imagogroup.com/packaging/))

   · Evidence informing base-year allocation inputs; displayed values and growth are calculated: The supplier identifies book slipcases, clamshell cases, tray-and-lid constructions and multicomponent publisher packaging. This supports the enclosure-production boundary and the limitation of a simple mailer-price proxy; it does not supply sales weights.

   · Evidence informing forecast-year allocation inputs; displayed values and growth are calculated: The supplier identifies book slipcases, clamshell cases, tray-and-lid constructions and multicomponent publisher packaging. This supports the enclosure-production boundary and the limitation of a simple mailer-price proxy; it does not supply sales weights.

7. 2022 North American Industry Classification System - United States

   · Taxonomy evidence: NAICS xx.xx distinguishes book printing or combined printing-and-binding without publishing from publishing and separately performed binding. This is an activity crosswalk, not the composite market's complete scope. ([census.gov](https://www.census.gov/naics/reference_files_tools/2022_NAICS_Manual.pdf))

   · Taxonomy evidence: Books printing, integrated printing-and-binding, and trade binding are distinguished from publishing and from one another. ([census.gov](https://www.census.gov/naics/reference_files_tools/2022_NAICS_Manual.pdf))

8. U.S. Census Bureau - 2022 Economic Census, Books Printing Questionnaire MC-32312

   · Taxonomy evidence: The economic-census questionnaire distinguishes printed-and-bound books, printing-only books, and binding of material printed elsewhere. ([bhs.econ.census.gov](https://bhs.econ.census.gov/ombpdfs2022/export/2022_MC-32312_su.pdf))

9. UNSD - ISIC Rev. 4, Code 1811: Printing
   · Taxonomy evidence: ISIC Rev. xx.xx class xx.xx includes book printing and distinguishes it from publishing. ([unstats.un.org](https://unstats.un.org/unsd/classifications/Econ/Detail/EN/xx.xx/xx.xx))
10. UNSD - ISIC Rev. 4, Code 1812: Service Activities Related to Printing
   · Taxonomy evidence: ISIC xx.xx distinguishes preparation and postpress support from printing itself. ([unstats.un.org](https://unstats.un.org/unsd/classifications/Econ/Detail/EN/xx.xx/xx.xx))
11. European Book Publishing Statistics 2024
   · Evidence informing the 2024 market-value input; displayed series and growth include calculations: European publishers reported approximately EUR xx.xx of net book-sales revenue in 2024. The disclosed ebook and audiobook proportions inform the modeled xx.xx% physical-book revenue proportion; publisher revenue is an input, not printing-service revenue.
   · Evidence informing the 2025 market-value input; displayed series and growth include calculations: The 2024 publisher-revenue and format observations provide the European demand input carried into the 2025 estimate.
12. The Global Publishing Industry in 2022
   · Evidence informing the 2024 market-value input; displayed series and growth include calculations: Table xx.xx supplies country-level publishing revenues and identifies differences between retail-value, publisher-revenue, print-only and prior-year observations. Selected non-European country observations are adjusted for physical formats and period before estimating production spending.
   · Evidence informing the 2025 market-value input; displayed series and growth include calculations: The selected country observations contribute to the demand pool underlying the 2025 working estimate. Nielsen retail datasets elsewhere in the publication are not used.
13. 2024 年新闻出版统计公报
   · Evidence informing the 2024 market-value input; displayed series and growth include calculations: For 2024, the official table reports xx.xx book copies or sheets and CNY xx.xx of book-publishing revenue. These constrain the demand bridge and historical contraction, rather than directly measuring printing-service sales.
   · Evidence informing the 2025 market-value input; displayed series and growth include calculations: The 2024 book-publishing observation supplies the Chinese demand primitive for the 2025 model.
14. Foreign Exchange Rates - G.5A Annual, January 5, 2026
   · Evidence informing the 2024 market-value input; displayed series and growth include calculations: The official 2024 annual-average conversion inputs are USD xx.xx per EUR, CNY xx.xx per USD and CAD xx.xx per USD.
   · Evidence informing the 2025 market-value input; displayed series and growth include calculations: The exchange-rate table establishes the conversion basis of the preceding-year demand inputs used in the 2025 estimate; subsequent effective-USD price assumptions are modeled separately.
15. Book publishing industry, 2024 - Statistics Canada
   · Evidence informing the 2024 market-value input; displayed series and growth include calculations: Canadian publishers reported CAD xx.xx of print sales outside the online category and CAD xx.xx of online print sales in 2024. Their sum, rather than total operating revenue, supplies the physical-book demand input.
   · Evidence informing the 2025 market-value input; displayed series and growth include calculations: Reported cost of goods sold of CAD xx.xx, up CAD xx.xx from 2022, supplies a cost-pressure cross-check, not a directly attributable printing-services total.

16. U.S. Census Bureau - Books Printing: Shipments, annual table
    - Evidence informing the 2017 market-value input; displayed series and growth include calculations: U.S. books-printing shipments were USD xx.xx in 2017; this is a national production anchor for the historical model.
    - Evidence informing the 2018 market-value input; displayed series and growth include calculations: U.S. books-printing shipments were USD xx.xx in 2018.
    - Evidence informing the 2019 market-value input; displayed series and growth include calculations: U.S. books-printing shipments were USD xx.xx in 2019.
    - Evidence informing the 2020 market-value input; displayed series and growth include calculations: U.S. books-printing shipments were USD xx.xx in 2020.
    - Evidence informing the 2021 market-value input; displayed series and growth include calculations: U.S. books-printing shipments were USD xx.xx in 2021.
    - Evidence informing the 2022 market-value input; displayed series and growth include calculations: U.S. books-printing shipments were USD xx.xx in 2022.
    - Evidence informing the 2024 market-value input; displayed series and growth include calculations: U.S. books-printing shipments were USD xx.xx in 2024. This national industrial measure is narrower than the composite global service boundary.
17. U.S. Census Bureau - Book Publishers, All Establishments: Revenue, annual table
    - Evidence informing the 2024 market-value input; displayed series and growth include calculations: The Census annual series reports USD xx.xx of U.S. book-publisher revenue for 2024. A modeled xx.xx% physical-book proportion excludes digital and other adjacent receipts.
    - Evidence informing the 2025 market-value input; displayed series and growth include calculations: The 2024 Census observation replaces an older survey-based U.S. revenue bridge in the demand pool underlying 2025.
18. Scholastic Corporation - Form 10-K for the year ended May 31, 2025
    - Evidence informing the 2024 market-value input; displayed series and growth include calculations: Scholastic's fiscal 2024 product, service, production and inventory-reserve costs were xx.xx% of revenue; postage, freight, shipping, fulfillment and other costs were xx.xx%. These broad categories constrain, but do not directly establish, eligible outsourced-service spending.
    - Evidence informing the 2025 market-value input; displayed series and growth include calculations: The corresponding fiscal 2025 proportions were xx.xx% and xx.xx%. Royalties and prepublication amortization are separately disclosed, allowing their exclusion from the service-market bridge.
    - Evidence informing base-year allocation inputs; displayed values and growth are calculated: Fiscal-2025 product, service, production and inventory-reserve costs were xx.xx% of revenue. The broader cost category constrains the manufacturing spending boundary but does not directly disclose printing-service revenue.
    - Evidence informing forecast-year allocation inputs; displayed values and growth are calculated: Fiscal-2025 product, service, production and inventory-reserve costs were xx.xx% of revenue. The broader cost category constrains the manufacturing spending boundary but does not directly disclose printing-service revenue.
    - Evidence informing base-year allocation inputs; displayed values and growth are calculated: Prepublication amortization is disclosed separately from production costs, supporting exclusion of adjacent amortization rather than equating it with externally purchased prepress.
    - Evidence informing forecast-year allocation inputs; displayed values and growth are calculated: Prepublication amortization is disclosed separately from production costs, supporting exclusion of adjacent amortization rather than equating it with externally purchased prepress.
    - Evidence informing base-year allocation inputs; displayed values and growth are calculated: Postage, freight, shipping, fulfillment and other costs were xx.xx% of revenue in fiscal 2025 versus xx.xx% in fiscal 2024. This is a broad buyer-cost check, not an eligible outsourced-fulfillment share.
    - Evidence informing forecast-year allocation inputs; displayed values and growth are calculated: Postage, freight, shipping, fulfillment and other costs were xx.xx% of revenue in fiscal 2025 versus xx.xx% in fiscal 2024. This is a broad buyer-cost check, not an eligible outsourced-fulfillment share.

19. CEWE achieves all targets in 2025 and aims to further increase revenue and earnings in 2026
    - Evidence informing the 2025 market-value input; displayed series and growth include calculations: CEWE reported xx.xx CEWE PHOTOBOOK copies in 2025 versus xx.xx in 2024, supporting a positive specialty-book volume assumption without establishing global adoption.
    - Evidence informing the 2026 market-value input; displayed series and growth include calculations: Observed 2025 photobook growth informs the specialty-demand assumption for 2026; the market value remains modeled.
    - Evidence informing the 2032 market-value input; displayed series and growth include calculations: The observed specialty-book activity is a starting condition for the forecast, not independent proof of continued growth through 2032.
    - Evidence informing the 2040 market-value input; displayed series and growth include calculations: The forecast explicitly slows specialty-demand growth after 2032; this source supplies the initial commercial observation, not the long-term growth rate.
    - Evidence informing base-year allocation inputs; displayed values and growth are calculated: CEWE reports xx.xx photobooks in 2025 compared with xx.xx in 2024. This independently establishes specialty-book activity underlying the nonpublisher model, without establishing a global expansion factor.
    - Evidence informing forecast-year allocation inputs; displayed values and growth are calculated: CEWE reports xx.xx photobooks in 2025 compared with xx.xx in 2024. This independently establishes specialty-book activity underlying the nonpublisher model, without establishing a global expansion factor.
    - Evidence informing base-year allocation inputs; displayed values and growth are calculated: Observed photobook activity supports retaining premium specialty commissions in the manufacturing mix; the binding allocation and unchanged future cohort profile remain assumptions.
    - Evidence informing forecast-year allocation inputs; displayed values and growth are calculated: Observed photobook activity supports retaining premium specialty commissions in the manufacturing mix; the binding allocation and unchanged future cohort profile remain assumptions.
20. Paperback Printing Cost - Kindle Direct Publishing
    - Evidence informing the 2025 market-value input; displayed series and growth include calculations: The inspected U.S. paperback schedule charges USD xx.xx plus USD xx.xx per page for the specified regular-trim black-ink category. It provides a contemporary commercial price comparison for the assumed USD xx.xx self-publishing production receipt, not an observed historical price or volume.
    - Evidence informing the 2026 market-value input; displayed series and growth include calculations: The schedule distinguishes printing charges from royalties and retail list prices, supporting the production-receipt boundary used in the estimate.
    - Evidence informing base-year allocation inputs; displayed values and growth are calculated: The current U.S. regular-trim black-ink schedule uses USD xx.xx plus USD xx.xx per page for the relevant page band, yielding the USD xx.xx representative manufacturing comparator. It anchors relative weights, not an observed global 2025 price or future share.
    - Evidence informing forecast-year allocation inputs; displayed values and growth are calculated: The current U.S. regular-trim black-ink schedule uses USD xx.xx plus USD xx.xx per page for the relevant page band, yielding the USD xx.xx representative manufacturing comparator. It anchors relative weights, not an observed global 2025 price or future share.
    - Evidence informing base-year allocation inputs; displayed values and growth are calculated: The paperback manufacturing comparator supplies the baseline from which the modeled binding component and hardcover increment are separated.
    - Evidence informing forecast-year allocation inputs; displayed values and growth are calculated: The paperback manufacturing comparator supplies the baseline from which the modeled binding component and hardcover increment are separated.
21. European Book Publishing Statistics 2017
    - Evidence informing the 2017 market-value input; displayed series and growth include calculations: The association's primary survey reports approximately EUR xx.xx of European net publisher revenue for 2017, constraining the pre-pandemic demand level.

22. European Book Publishing Statistics 2019
    - Evidence informing the 2018 market-value input; displayed series and growth include calculations: The association reports approximately EUR xx.xx of publisher revenue for 2018.
    - Evidence informing the 2019 market-value input; displayed series and growth include calculations: The association reports approximately EUR xx.xx for 2019 and identifies a questionnaire change that limits exact comparability with earlier observations.
23. 2021 年新闻出版产业分析报告
    - Evidence informing the 2020 market-value input; displayed series and growth include calculations: The official report's 2021 comparison identifies a substantial rebound from 2020, constraining the pandemic-recovery bridge.
    - Evidence informing the 2021 market-value input; displayed series and growth include calculations: China reported xx.xx book copies or sheets in 2021, up xx.xx%; the report also distinguishes textbook output and reprints.
24. European Book Publishing Statistics 2023
    - Evidence informing the 2022 market-value input; displayed series and growth include calculations: European net publisher revenue was approximately EUR xx.xx in 2022; the association describes paper-cost pressure and price-led growth.
25. Hardcover Printing Cost - Kindle Direct Publishing
    - Evidence informing base-year allocation inputs; displayed values and growth are calculated: The current U.S. regular-trim hardcover schedule uses USD xx.xx plus USD xx.xx per page in the relevant band. Comparison with paperback charges constrains the premium-equivalent manufacturing model.
    - Evidence informing forecast-year allocation inputs; displayed values and growth are calculated: The current U.S. regular-trim hardcover schedule uses USD xx.xx plus USD xx.xx per page in the relevant band. Comparison with paperback charges constrains the premium-equivalent manufacturing model.
    - Evidence informing base-year allocation inputs; displayed values and growth are calculated: The USD xx.xx fixed-charge difference supplies the POD premium input; the xx.xx% commercial-run realization and premium incidence are explicitly modeled rather than disclosed.
    - Evidence informing forecast-year allocation inputs; displayed values and growth are calculated: The USD xx.xx fixed-charge difference supplies the POD premium input; the xx.xx% commercial-run realization and premium incidence are explicitly modeled rather than disclosed.
26. User Fees - University of Wisconsin-Milwaukee Print & Copy Services
    - Evidence informing base-year allocation inputs; displayed values and growth are calculated: The university service schedule separately prices preflight/prepress preparation at USD xx.xx per hour, establishing a paid preparation activity rather than an automatic component of every printing-platform purchase.
    - Evidence informing forecast-year allocation inputs; displayed values and growth are calculated: The university service schedule separately prices preflight/prepress preparation at USD xx.xx per hour, establishing a paid preparation activity rather than an automatic component of every printing-platform purchase.
    - Evidence informing base-year allocation inputs; displayed values and growth are calculated: Perfect binding is listed at USD xx.xx-xx.xx per book. The lower endpoint is the model's basic-binding comparator, not a measured worldwide realization.
    - Evidence informing forecast-year allocation inputs; displayed values and growth are calculated: Perfect binding is listed at USD xx.xx-xx.xx per book. The lower endpoint is the model's basic-binding comparator, not a measured worldwide realization.

27. How Much Does It Cost to Print a Book? - QinPrinting

· Evidence informing base-year allocation inputs; displayed values and growth are calculated: The supplier's delivered xx.xx-page, xx.xx-copy color-book examples list USD xx.xx for softcover and USD xx.xx for hardcover. They provide a commercial-run countercheck, with delivery and product differences preventing direct substitution.

· Evidence informing forecast-year allocation inputs; displayed values and growth are calculated: The supplier's delivered xx.xx-page, xx.xx-copy color-book examples list USD xx.xx for softcover and USD xx.xx for hardcover. They provide a commercial-run countercheck, with delivery and product differences preventing direct substitution.

· Evidence informing base-year allocation inputs; displayed values and growth are calculated: The smaller hardcover premium in this offset example qualifies extrapolation of the full POD hardcover increment into binding revenue.

· Evidence informing forecast-year allocation inputs; displayed values and growth are calculated: The smaller hardcover premium in this offset example qualifies extrapolation of the full POD hardcover increment into binding revenue.

28. Book Wrap Mailers / Book Boxes - Packaging ONE

· Evidence informing base-year allocation inputs; displayed values and growth are calculated: The manufacturer lists MP2 book mailers at GBP xx.xx each for xx.xx packs of xx.xx excluding VAT. The converted unit price supplies the packaging-creation value proxy, not a global average or a historical quote.

· Evidence informing forecast-year allocation inputs; displayed values and growth are calculated: The manufacturer lists MP2 book mailers at GBP xx.xx each for xx.xx packs of xx.xx excluding VAT. The converted unit price supplies the packaging-creation value proxy, not a global average or a historical quote.

· Evidence informing base-year allocation inputs; displayed values and growth are calculated: The enclosure price forms the other side of the creation-versus-packing ratio. One comparable enclosure per packing unit is an explicit activity-matching assumption.

· Evidence informing forecast-year allocation inputs; displayed values and growth are calculated: The enclosure price forms the other side of the creation-versus-packing ratio. One comparable enclosure per packing unit is an explicit activity-matching assumption.

29. Foreign Exchange Rates - G.5A Annual, January 5, 2026

· Evidence informing base-year allocation inputs; displayed values and growth are calculated: The official 2025 annual average is USD xx.xx per GBP. It converts the GBP packaging comparator into the common monetary basis used in the starting allocation.

· Evidence informing forecast-year allocation inputs; displayed values and growth are calculated: The official 2025 annual average is USD xx.xx per GBP. It converts the GBP packaging comparator into the common monetary basis used in the starting allocation.

· Evidence informing base-year allocation inputs; displayed values and growth are calculated: The same conversion supports the common-currency packaging/packing denominator inherited by the forecast; no 2032 exchange rate is asserted.

· Evidence informing forecast-year allocation inputs; displayed values and growth are calculated: The same conversion supports the common-currency packaging/packing denominator inherited by the forecast; no 2032 exchange rate is asserted.

30. Optional Book Publishing Services - InstantPublisher
    - Evidence informing base-year allocation inputs; displayed values and growth are calculated: The provider lists layout/typesetting at USD xx.xx per page with a USD xx.xx minimum. This supports the preparation-spending feasibility check, with purchase incidence and copies per job remaining assumptions.
    - Evidence informing forecast-year allocation inputs; displayed values and growth are calculated: The provider lists layout/typesetting at USD xx.xx per page with a USD xx.xx minimum. This supports the preparation-spending feasibility check, with purchase incidence and copies per job remaining assumptions.
    - Evidence informing base-year allocation inputs; displayed values and growth are calculated: Individual shrink-wrapping is listed at USD xx.xx each plus USD xx.xx setup. Amortizing setup over an assumed xx.xx copies gives the USD xx.xx packing comparator.
    - Evidence informing forecast-year allocation inputs; displayed values and growth are calculated: Individual shrink-wrapping is listed at USD xx.xx each plus USD xx.xx setup. Amortizing setup over an assumed xx.xx copies gives the USD xx.xx packing comparator.
31. How Does Merchant Pricing Work for Ecommerce Stores? - Lulu Direct
    - Evidence informing base-year allocation inputs; displayed values and growth are calculated: The September 2026 merchant-pricing explanation identifies a USD xx.xx fulfillment fee and separates merchant retail receipts from payments for supplier production, shipping and taxes. The fee is a contemporary feasibility comparator, not verified 2025 penetration or a future charge.
    - Evidence informing forecast-year allocation inputs; displayed values and growth are calculated: The September 2026 merchant-pricing explanation identifies a USD xx.xx fulfillment fee and separates merchant retail receipts from payments for supplier production, shipping and taxes. The fee is a contemporary feasibility comparator, not verified 2025 penetration or a future charge.
32. AAP December 2025 StatShot Report
    - Evidence informing base-year allocation inputs; displayed values and growth are calculated: The primary monthly reporting panel's full-year 2025 trade figures show paperback revenue down xx.xx%. This qualifies broad physical-book growth assumptions and supplies directional mix evidence only.
    - Evidence informing forecast-year allocation inputs; displayed values and growth are calculated: The primary monthly reporting panel's full-year 2025 trade figures show paperback revenue down xx.xx%. This qualifies broad physical-book growth assumptions and supplies directional mix evidence only.
    - Evidence informing base-year allocation inputs; displayed values and growth are calculated: The same approximately xx.xx-publisher panel shows hardcover revenue up xx.xx%. It supports a modest premium-mix hypothesis but neither measures global binding spending nor proves the forecast.
    - Evidence informing forecast-year allocation inputs; displayed values and growth are calculated: The same approximately xx.xx-publisher panel shows hardcover revenue up xx.xx%. It supports a modest premium-mix hypothesis but neither measures global binding spending nor proves the forecast.
33. Terms and Conditions - CPI Print Germany
    - Evidence informing base-year allocation inputs; displayed values and growth are calculated: Published terms distinguish ex-works production prices from packaging, freight and postage and reserve specified input-cost adjustment rights. They support comparable-scope valuation but do not establish realized inflation.
    - Evidence informing forecast-year allocation inputs; displayed values and growth are calculated: Published terms distinguish ex-works production prices from packaging, freight and postage and reserve specified input-cost adjustment rights. They support comparable-scope valuation but do not establish realized inflation.
    - Evidence informing base-year allocation inputs; displayed values and growth are calculated: Separate treatment of forwarding and storage responsibilities supports the eligible production-linked service boundary; contractual rights do not prove the assumed future fee-growth rate.
    - Evidence informing forecast-year allocation inputs; displayed values and growth are calculated: Separate treatment of forwarding and storage responsibilities supports the eligible production-linked service boundary; contractual rights do not prove the assumed future fee-growth rate.

7.1. Book Printing

Table 6. Global Book Printing & Packaging Services Market Size, by Book Printing, by Region, 2017-2040 (USD Million)

Region	2017	2024	2025	2026	2027	2032	2040	CAGR (%)
Africa	xx.xx	xx.xx	xx.xx	xx.xx	xx.xx	xx.xx	xx.xx	xx.xx
Asia-Pacific	xx.xx	xx.xx	xx.xx	xx.xx	xx.xx	xx.xx	xx.xx	xx.xx
Europe	xx.xx	xx.xx	xx.xx	xx.xx	xx.xx	xx.xx	xx.xx	xx.xx
Latin America	xx.xx	xx.xx	xx.xx	xx.xx	xx.xx	xx.xx	xx.xx	xx.xx
Middle East	xx.xx	xx.xx	xx.xx	xx.xx	xx.xx	xx.xx	xx.xx	xx.xx
North America	xx.xx	xx.xx	xx.xx	xx.xx	xx.xx	xx.xx	xx.xx	xx.xx
Total	**xx.xx**	**xx.xx**	**xx.xx**	**xx.xx**	**xx.xx**	**xx.xx**	**xx.xx**	**xx.xx**

Table 7. Global Book Printing & Packaging Services Market Size, by Book Printing, by Group, 2017-2040 (USD Million)

Group	2017	2024	2025	2026	2027	2032	2040	CAGR (%)
ASEAN	xx.xx	xx.xx	xx.xx	xx.xx	xx.xx	xx.xx	xx.xx	xx.xx
BRICS	xx.xx	xx.xx	xx.xx	xx.xx	xx.xx	xx.xx	xx.xx	xx.xx
European Union	xx.xx	xx.xx	xx.xx	xx.xx	xx.xx	xx.xx	xx.xx	xx.xx
G7	xx.xx	xx.xx	xx.xx	xx.xx	xx.xx	xx.xx	xx.xx	xx.xx
GCC	xx.xx	xx.xx	xx.xx	xx.xx	xx.xx	xx.xx	xx.xx	xx.xx
NATO	xx.xx	xx.xx	xx.xx	xx.xx	xx.xx	xx.xx	xx.xx	xx.xx

Table 8. Global Book Printing & Packaging Services Market Size, by Book Printing, by Country, 2017-2040 (USD Million)

Country	2017	2024	2025	2026	2027	2032	2040	CAGR (%)
Australia	xx.xx	xx.xx	xx.xx	xx.xx	xx.xx	xx.xx	xx.xx	xx.xx
Brazil	xx.xx	xx.xx	xx.xx	xx.xx	xx.xx	xx.xx	xx.xx	xx.xx
Canada	xx.xx	xx.xx	xx.xx	xx.xx	xx.xx	xx.xx	xx.xx	xx.xx
China	xx.xx	xx.xx	xx.xx	xx.xx	xx.xx	xx.xx	xx.xx	xx.xx
France	xx.xx	xx.xx	xx.xx	xx.xx	xx.xx	xx.xx	xx.xx	xx.xx
Germany	xx.xx	xx.xx	xx.xx	xx.xx	xx.xx	xx.xx	xx.xx	xx.xx
India	xx.xx	xx.xx	xx.xx	xx.xx	xx.xx	xx.xx	xx.xx	xx.xx
Italy	xx.xx	xx.xx	xx.xx	xx.xx	xx.xx	xx.xx	xx.xx	xx.xx
Japan	xx.xx	xx.xx	xx.xx	xx.xx	xx.xx	xx.xx	xx.xx	xx.xx
Mexico	xx.xx	xx.xx	xx.xx	xx.xx	xx.xx	xx.xx	xx.xx	xx.xx
Russia	xx.xx	xx.xx	xx.xx	xx.xx	xx.xx	xx.xx	xx.xx	xx.xx
South Korea	xx.xx	xx.xx	xx.xx	xx.xx	xx.xx	xx.xx	xx.xx	xx.xx
Spain	xx.xx	xx.xx	xx.xx	xx.xx	xx.xx	xx.xx	xx.xx	xx.xx
United Kingdom	xx.xx	xx.xx	xx.xx	xx.xx	xx.xx	xx.xx	xx.xx	xx.xx
United States	xx.xx	xx.xx	xx.xx	xx.xx	xx.xx	xx.xx	xx.xx	xx.xx
Others	xx.xx	xx.xx	xx.xx	xx.xx	xx.xx	xx.xx	xx.xx	xx.xx
Total	**xx.xx**	**xx.xx**	**xx.xx**	**xx.xx**	**xx.xx**	**xx.xx**	**xx.xx**	**xx.xx**

Sources & Evidence

1. 2022 North American Industry Classification System - United States
   · Taxonomy evidence: Book and pamphlet printing, including integrated printing-and-binding, is explicitly recognized. ([census.gov](https://www.census.gov/naics/reference_files_tools/2022_NAICS_Manual.pdf))
2. U.S. Census Bureau - 2022 Economic Census, Books Printing Questionnaire MC-32312
   · Taxonomy evidence: Book-production reporting includes both complete printed-and-bound products and unbound printing-only output.
   ([bhs.econ.census.gov](https://bhs.econ.census.gov/ombpdfs2022/export/2022_MC-32312_su.pdf))
3. U.S. Census Bureau - NAPCS Product List for NAICS 51113: Book Publishers
   · Taxonomy evidence: Printed-book definitions explicitly include braille editions. This supports physical-book inclusion, not any particular reproduction method or current commercial quantity.
   ([www2.census.gov](https://www2.census.gov/library/reference/napcs/product-list/web-xx.xx-final-reformatted-edited-us082208.pdf))
4. Library of Congress, National Library Service - Contract Specifications
   · Taxonomy evidence: The currently inspected contract-specifications catalog separately lists Braille Books Pamphlets and Print/Braille Books. It establishes public purchasing-category recognition, not a current award or paid receipt.
   ([loc.gov](https://www.loc.gov/nls/who-we-are/guidelines-and-specifications/contract-specifications/))

5. UNSD - ISIC Rev. 4, Code 1811: Printing
   · Taxonomy evidence: The class recognizes printing of books and brochures across multiple press families. ([unstats.un.org](https://unstats.un.org/unsd/classifications/Econ/Detail/EN/xx.xx/xx.xx))
6. European Book Publishing Statistics 2024
   · Evidence informing the 2024 market-value input; displayed series and growth include calculations: European publishers reported approximately EUR xx.xx of net book-sales revenue in 2024. The disclosed ebook and audiobook proportions inform the modeled xx.xx% physical-book revenue proportion; publisher revenue is an input, not printing-service revenue.
   · Evidence informing the 2025 market-value input; displayed series and growth include calculations: The 2024 publisher-revenue and format observations provide the European demand input carried into the 2025 estimate.
   · Evidence informing base-year allocation inputs; displayed values and growth are calculated: EUR xx.xx of 2024 publisher revenue and weakening physical volumes constrain the European demand weight and forecast, not directly observed service shares. ([fep-fee.eu](https://www.fep-fee.eu/European-Book-Publishing-Statistics-2024))
   · Evidence informing forecast-year allocation inputs; displayed values and growth are calculated: EUR xx.xx of 2024 publisher revenue and weakening physical volumes constrain the European demand weight and forecast, not directly observed service shares. ([fep-fee.eu](https://www.fep-fee.eu/European-Book-Publishing-Statistics-2024))

7. The Global Publishing Industry in 2022

- Evidence informing the 2024 market-value input; displayed series and growth include calculations: Table xx.xx supplies country-level publishing revenues and identifies differences between retail-value, publisher-revenue, print-only and prior-year observations. Selected non-European country observations are adjusted for physical formats and period before estimating production spending.
- Evidence informing the 2025 market-value input; displayed series and growth include calculations: The selected country observations contribute to the demand pool underlying the 2025 working estimate. Nielsen retail datasets elsewhere in the publication are not used.
- Evidence informing base-year allocation inputs; displayed values and growth are calculated: Country revenue/format proxies constrain commissioning weights. ([wipo.int](https://www.wipo.int/edocs/pubdocs/en/wipo-pub-xx.xx-2023-xx.xx-en-the-global-publishing-industry-in-2022.pdf))
- Evidence informing forecast-year allocation inputs; displayed values and growth are calculated: Country revenue/format proxies constrain commissioning weights. ([wipo.int](https://www.wipo.int/edocs/pubdocs/en/wipo-pub-xx.xx-2023-xx.xx-en-the-global-publishing-industry-in-2022.pdf))
- Evidence informing base-year allocation inputs; displayed values and growth are calculated: Revenue and registration proxies constrain allocation. ([wipo.int](https://www.wipo.int/edocs/pubdocs/en/wipo-pub-xx.xx-2023-xx.xx-en-the-global-publishing-industry-in-2022.pdf))
- Evidence informing forecast-year allocation inputs; displayed values and growth are calculated: Revenue and registration proxies constrain allocation. ([wipo.int](https://www.wipo.int/edocs/pubdocs/en/wipo-pub-xx.xx-2023-xx.xx-en-the-global-publishing-industry-in-2022.pdf))
- Evidence informing base-year allocation inputs; displayed values and growth are calculated: Revenue, format and title proxies constrain allocation. ([wipo.int](https://www.wipo.int/edocs/pubdocs/en/wipo-pub-xx.xx-2023-xx.xx-en-the-global-publishing-industry-in-2022.pdf))
- Evidence informing forecast-year allocation inputs; displayed values and growth are calculated: Revenue, format and title proxies constrain allocation. ([wipo.int](https://www.wipo.int/edocs/pubdocs/en/wipo-pub-xx.xx-2023-xx.xx-en-the-global-publishing-industry-in-2022.pdf))
- Evidence informing base-year allocation inputs; displayed values and growth are calculated: Turkish revenue constrains regional commissioning scale. ([wipo.int](https://www.wipo.int/edocs/pubdocs/en/wipo-pub-xx.xx-2023-xx.xx-en-the-global-publishing-industry-in-2022.pdf))
- Evidence informing forecast-year allocation inputs; displayed values and growth are calculated: Turkish revenue constrains regional commissioning scale. ([wipo.int](https://www.wipo.int/edocs/pubdocs/en/wipo-pub-xx.xx-2023-xx.xx-en-the-global-publishing-industry-in-2022.pdf))
- Evidence informing base-year allocation inputs; displayed values and growth are calculated: Nigerian registration activity supplies a modeled-demand input. ([wipo.int](https://www.wipo.int/edocs/pubdocs/en/wipo-pub-xx.xx-2023-xx.xx-en-the-global-publishing-industry-in-2022.pdf))
- Evidence informing forecast-year allocation inputs; displayed values and growth are calculated: Nigerian registration activity supplies a modeled-demand input. ([wipo.int](https://www.wipo.int/edocs/pubdocs/en/wipo-pub-xx.xx-2023-xx.xx-en-the-global-publishing-industry-in-2022.pdf))
- Evidence informing base-year allocation inputs; displayed values and growth are calculated: Country revenue, format and registration proxies constrain allocation. ([wipo.int](https://www.wipo.int/edocs/pubdocs/en/wipo-pub-xx.xx-2023-xx.xx-en-the-global-publishing-industry-in-2022.pdf))
- Evidence informing forecast-year allocation inputs; displayed values and growth are calculated: Country revenue, format and registration proxies constrain allocation. ([wipo.int](https://www.wipo.int/edocs/pubdocs/en/wipo-pub-xx.xx-2023-xx.xx-en-the-global-publishing-industry-in-2022.pdf))

8. 2024 年新闻出版统计公报

· Evidence informing the 2024 market-value input; displayed series and growth include calculations: For 2024, the official table reports xx.xx book copies or sheets and CNY xx.xx of book-publishing revenue. These constrain the demand bridge and historical contraction, rather than directly measuring printing-service sales.

· Evidence informing the 2025 market-value input; displayed series and growth include calculations: The 2024 book-publishing observation supplies the Chinese demand primitive for the 2025 model.

· Evidence informing base-year allocation inputs; displayed values and growth are calculated: 2024 book-publishing revenue of CNY xx.xx supplies the physical-demand proxy; reported output contraction qualifies growth assumptions. ([nppa.gov.cn](https://www.nppa.gov.cn/xxgk/fdzdgknr/tjxx/xx.xx/P020251218382424228218.pdf))

· Evidence informing forecast-year allocation inputs; displayed values and growth are calculated: 2024 book-publishing revenue of CNY xx.xx supplies the physical-demand proxy; reported output contraction qualifies growth assumptions. ([nppa.gov.cn](https://www.nppa.gov.cn/xxgk/fdzdgknr/tjxx/xx.xx/P020251218382424228218.pdf))

· Evidence informing base-year allocation inputs; displayed values and growth are calculated: The Chinese book-publishing observation is a major regional demand input, distinct from all printing and packaging industry revenue. ([nppa.gov.cn](https://www.nppa.gov.cn/xxgk/fdzdgknr/tjxx/xx.xx/P020251218382424228218.pdf))

· Evidence informing forecast-year allocation inputs; displayed values and growth are calculated: The Chinese book-publishing observation is a major regional demand input, distinct from all printing and packaging industry revenue. ([nppa.gov.cn](https://www.nppa.gov.cn/xxgk/fdzdgknr/tjxx/xx.xx/P020251218382424228218.pdf))

9. Foreign Exchange Rates - G.5A Annual, January 5, 2026

· Evidence informing the 2024 market-value input; displayed series and growth include calculations: The official 2024 annual-average conversion inputs are USD xx.xx per EUR, CNY xx.xx per USD and CAD xx.xx per USD.

· Evidence informing the 2025 market-value input; displayed series and growth include calculations: The exchange-rate table establishes the conversion basis of the preceding-year demand inputs used in the 2025 estimate; subsequent effective-USD price assumptions are modeled separately.

10. Book publishing industry, 2024 - Statistics Canada

· Evidence informing the 2024 market-value input; displayed series and growth include calculations: Canadian publishers reported CAD xx.xx of print sales outside the online category and CAD xx.xx of online print sales in 2024. Their sum, rather than total operating revenue, supplies the physical-book demand input.

· Evidence informing the 2025 market-value input; displayed series and growth include calculations: Reported cost of goods sold of CAD xx.xx, up CAD xx.xx from 2022, supplies a cost-pressure cross-check, not a directly attributable printing-services total.

· Evidence informing base-year allocation inputs; displayed values and growth are calculated: CAD xx.xx plus CAD xx.xx of print sales supplies a physical-book commissioning proxy; digital growth constrains the forecast mix. ([www150.statcan.gc.ca](https://www150.statcan.gc.ca/n1/daily-quotidien/xx.xx/dq260205b-eng.pdf))

· Evidence informing forecast-year allocation inputs; displayed values and growth are calculated: CAD xx.xx plus CAD xx.xx of print sales supplies a physical-book commissioning proxy; digital growth constrains the forecast mix. ([www150.statcan.gc.ca](https://www150.statcan.gc.ca/n1/daily-quotidien/xx.xx/dq260205b-eng.pdf))

· Evidence informing base-year allocation inputs; displayed values and growth are calculated: The Canadian physical-book input contributes to the North American demand index; it is publisher revenue, not service receipts. ([www150.statcan.gc.ca](https://www150.statcan.gc.ca/n1/daily-quotidien/xx.xx/dq260205b-eng.pdf))

· Evidence informing forecast-year allocation inputs; displayed values and growth are calculated: The Canadian physical-book input contributes to the North American demand index; it is publisher revenue, not service receipts. ([www150.statcan.gc.ca](https://www150.statcan.gc.ca/n1/daily-quotidien/xx.xx/dq260205b-eng.pdf))

11. U.S. Census Bureau - Books Printing: Shipments, annual table
    - Evidence informing the 2017 market-value input; displayed series and growth include calculations: U.S. books-printing shipments were USD xx.xx in 2017; this is a national production anchor for the historical model.
    - Evidence informing the 2018 market-value input; displayed series and growth include calculations: U.S. books-printing shipments were USD xx.xx in 2018.
    - Evidence informing the 2019 market-value input; displayed series and growth include calculations: U.S. books-printing shipments were USD xx.xx in 2019.
    - Evidence informing the 2020 market-value input; displayed series and growth include calculations: U.S. books-printing shipments were USD xx.xx in 2020.
    - Evidence informing the 2021 market-value input; displayed series and growth include calculations: U.S. books-printing shipments were USD xx.xx in 2021.
    - Evidence informing the 2022 market-value input; displayed series and growth include calculations: U.S. books-printing shipments were USD xx.xx in 2022.
    - Evidence informing the 2024 market-value input; displayed series and growth include calculations: U.S. books-printing shipments were USD xx.xx in 2024. This national industrial measure is narrower than the composite global service boundary.
12. U.S. Census Bureau - Book Publishers, All Establishments: Revenue, annual table
    - Evidence informing the 2024 market-value input; displayed series and growth include calculations: The Census annual series reports USD xx.xx of U.S. book-publisher revenue for 2024. A modeled xx.xx% physical-book proportion excludes digital and other adjacent receipts.
    - Evidence informing the 2025 market-value input; displayed series and growth include calculations: The 2024 Census observation replaces an older survey-based U.S. revenue bridge in the demand pool underlying 2025.
    - Evidence informing base-year allocation inputs; displayed values and growth are calculated: The official Census revenue-series page defines the publisher-receipt measure underlying the retained U.S. input; the exact 2024 cell was not independently re-extracted. ([fred.stlouisfed.org](https://fred.stlouisfed.org/data/AIES51113RCT00US))
    - Evidence informing forecast-year allocation inputs; displayed values and growth are calculated: The official Census revenue-series page defines the publisher-receipt measure underlying the retained U.S. input; the exact 2024 cell was not independently re-extracted. ([fred.stlouisfed.org](https://fred.stlouisfed.org/data/AIES51113RCT00US))
13. Scholastic Corporation - Form 10-K for the year ended May 31, 2025
    - Evidence informing the 2024 market-value input; displayed series and growth include calculations: Scholastic's fiscal 2024 product, service, production and inventory-reserve costs were xx.xx% of revenue; postage, freight, shipping, fulfillment and other costs were xx.xx%. These broad categories constrain, but do not directly establish, eligible outsourced-service spending.
    - Evidence informing the 2025 market-value input; displayed series and growth include calculations: The corresponding fiscal 2025 proportions were xx.xx% and xx.xx%. Royalties and prepublication amortization are separately disclosed, allowing their exclusion from the service-market bridge.
    - Evidence informing base-year allocation inputs; displayed values and growth are calculated: Fiscal-2025 product, service, production and inventory-reserve costs were xx.xx% of revenue. The broader cost category constrains the manufacturing spending boundary but does not directly disclose printing-service revenue.
    - Evidence informing forecast-year allocation inputs; displayed values and growth are calculated: Fiscal-2025 product, service, production and inventory-reserve costs were xx.xx% of revenue. The broader cost category constrains the manufacturing spending boundary but does not directly disclose printing-service revenue.

14. CEWE achieves all targets in 2025 and aims to further increase revenue and earnings in 2026
    - Evidence informing the 2025 market-value input; displayed series and growth include calculations: CEWE reported xx.xx CEWE PHOTOBOOK copies in 2025 versus xx.xx in 2024, supporting a positive specialty-book volume assumption without establishing global adoption.
    - Evidence informing the 2026 market-value input; displayed series and growth include calculations: Observed 2025 photobook growth informs the specialty-demand assumption for 2026; the market value remains modeled.
    - Evidence informing the 2032 market-value input; displayed series and growth include calculations: The observed specialty-book activity is a starting condition for the forecast, not independent proof of continued growth through 2032.
    - Evidence informing the 2040 market-value input; displayed series and growth include calculations: The forecast explicitly slows specialty-demand growth after 2032; this source supplies the initial commercial observation, not the long-term growth rate.
    - Evidence informing base-year allocation inputs; displayed values and growth are calculated: Company photobook activity constrains the materiality of specialty commissions; it does not establish the modeled European specialty multiplier or continued growth through 2032. ([ir.cewe.de](https://ir.cewe.de/en/news/cewe-achieves-all-targets-in-2025-and-aims-to-further-increase-revenue-and-earnings-in/70292c17-c943-xx.xx-bd11-4323b6ce54d8))
    - Evidence informing forecast-year allocation inputs; displayed values and growth are calculated: Company photobook activity constrains the materiality of specialty commissions; it does not establish the modeled European specialty multiplier or continued growth through 2032. ([ir.cewe.de](https://ir.cewe.de/en/news/cewe-achieves-all-targets-in-2025-and-aims-to-further-increase-revenue-and-earnings-in/70292c17-c943-xx.xx-bd11-4323b6ce54d8))
    - Evidence informing base-year allocation inputs; displayed values and growth are calculated: CEWE reports xx.xx photobooks in 2025 compared with xx.xx in 2024. This independently establishes specialty-book activity underlying the nonpublisher model, without establishing a global expansion factor.
    - Evidence informing forecast-year allocation inputs; displayed values and growth are calculated: CEWE reports xx.xx photobooks in 2025 compared with xx.xx in 2024. This independently establishes specialty-book activity underlying the nonpublisher model, without establishing a global expansion factor.
15. Paperback Printing Cost - Kindle Direct Publishing
    - Evidence informing the 2025 market-value input; displayed series and growth include calculations: The inspected U.S. paperback schedule charges USD xx.xx plus USD xx.xx per page for the specified regular-trim black-ink category. It provides a contemporary commercial price comparison for the assumed USD xx.xx self-publishing production receipt, not an observed historical price or volume.
    - Evidence informing the 2026 market-value input; displayed series and growth include calculations: The schedule distinguishes printing charges from royalties and retail list prices, supporting the production-receipt boundary used in the estimate.
    - Evidence informing base-year allocation inputs; displayed values and growth are calculated: The current U.S. regular-trim black-ink schedule uses USD xx.xx plus USD xx.xx per page for the relevant page band, yielding the USD xx.xx representative manufacturing comparator. It anchors relative weights, not an observed global 2025 price or future share.
    - Evidence informing forecast-year allocation inputs; displayed values and growth are calculated: The current U.S. regular-trim black-ink schedule uses USD xx.xx plus USD xx.xx per page for the relevant page band, yielding the USD xx.xx representative manufacturing comparator. It anchors relative weights, not an observed global 2025 price or future share.
16. European Book Publishing Statistics 2017
    - Evidence informing the 2017 market-value input; displayed series and growth include calculations: The association's primary survey reports approximately EUR xx.xx of European net publisher revenue for 2017, constraining the pre-pandemic demand level.

17. European Book Publishing Statistics 2019
    - Evidence informing the 2018 market-value input; displayed series and growth include calculations: The association reports approximately EUR xx.xx of publisher revenue for 2018.
    - Evidence informing the 2019 market-value input; displayed series and growth include calculations: The association reports approximately EUR xx.xx for 2019 and identifies a questionnaire change that limits exact comparability with earlier observations.
18. 2021 年新闻出版产业分析报告
    - Evidence informing the 2020 market-value input; displayed series and growth include calculations: The official report's 2021 comparison identifies a substantial rebound from 2020, constraining the pandemic-recovery bridge.
    - Evidence informing the 2021 market-value input; displayed series and growth include calculations: China reported xx.xx book copies or sheets in 2021, up xx.xx%; the report also distinguishes textbook output and reprints.
19. European Book Publishing Statistics 2023
    - Evidence informing the 2022 market-value input; displayed series and growth include calculations: European net publisher revenue was approximately EUR xx.xx in 2022; the association describes paper-cost pressure and price-led growth.
20. Foreign Exchange Rates - G.5A Annual, January 5, 2026
    - Evidence informing base-year allocation inputs; displayed values and growth are calculated: Official annual-average exchange-rate methodology supports the frozen common-USD conversion convention; it does not measure service demand. ([federalreserve.gov](https://www.federalreserve.gov/releases/g5a/xx.xx/))
    - Evidence informing forecast-year allocation inputs; displayed values and growth are calculated: Official annual-average exchange-rate methodology supports the frozen common-USD conversion convention; it does not measure service demand. ([federalreserve.gov](https://www.federalreserve.gov/releases/g5a/xx.xx/))
    - Evidence informing base-year allocation inputs; displayed values and growth are calculated: The annual currency-conversion convention prevents mixing local-currency demand inputs with USD allocation weights. ([federalreserve.gov](https://www.federalreserve.gov/releases/g5a/xx.xx/))
    - Evidence informing forecast-year allocation inputs; displayed values and growth are calculated: The annual currency-conversion convention prevents mixing local-currency demand inputs with USD allocation weights. ([federalreserve.gov](https://www.federalreserve.gov/releases/g5a/xx.xx/))
21. GCC Statistical Center - Education Statistics 2024 announcement, March 23, 2026
    - Evidence informing base-year allocation inputs; displayed values and growth are calculated: Approximately xx.xx general-school pupils constrain the regional educational customer pool; national apportionment and monetization are assumed. ([gccstat.org](https://www.gccstat.org/news/xx.xx))
    - Evidence informing forecast-year allocation inputs; displayed values and growth are calculated: Approximately xx.xx general-school pupils constrain the regional educational customer pool; national apportionment and monetization are assumed. ([gccstat.org](https://www.gccstat.org/news/xx.xx))
22. South African Book Publishing Industry Survey 2023-2024
    - Evidence informing base-year allocation inputs; displayed values and growth are calculated: The transparent national publisher survey supplies a regional commercial comparator, not an observed African printing-service total. ([publishsa.co.za](https://publishsa.co.za/wp-content/uploads/2025/xx.xx/South-African-Book-Publishing-Industry-Survey-2023-2024.pdf))
    - Evidence informing forecast-year allocation inputs; displayed values and growth are calculated: The transparent national publisher survey supplies a regional commercial comparator, not an observed African printing-service total. ([publishsa.co.za](https://publishsa.co.za/wp-content/uploads/2025/xx.xx/South-African-Book-Publishing-Industry-Survey-2023-2024.pdf))

23. Ministry of Education - Press conference release, December 17, 2024
    - Evidence informing base-year allocation inputs; displayed values and growth are calculated: The announced increase in annual NCERT textbook printing from xx.xx to xx.xx supports an educational-demand mechanism, not realized supplier receipts or the modeled forecast share. ([education.gov.in](https://www.education.gov.in/sites/upload_files/mhrd/files/PIB%20releae%20of%20the%20Press%20Conference%20held%20today.pdf))
    - Evidence informing forecast-year allocation inputs; displayed values and growth are calculated: The announced increase in annual NCERT textbook printing from xx.xx to xx.xx supports an educational-demand mechanism, not realized supplier receipts or the modeled forecast share. ([education.gov.in](https://www.education.gov.in/sites/upload_files/mhrd/files/PIB%20releae%20of%20the%20Press%20Conference%20held%20today.pdf))
24. Global Connect - Ingram Content Group
    - Evidence informing base-year allocation inputs; displayed values and growth are calculated: Agreement-dependent network access does not quantify Brazilian commissions or guarantee institutional awards. ([resources.ingramcontent.com](https://resources.ingramcontent.com/publishers/global-connect))
    - Evidence informing forecast-year allocation inputs; displayed values and growth are calculated: Agreement-dependent network access does not quantify Brazilian commissions or guarantee institutional awards. ([resources.ingramcontent.com](https://resources.ingramcontent.com/publishers/global-connect))
25. Paperback and Hardcover Distribution Rights - Kindle Direct Publishing
    - Evidence informing base-year allocation inputs; displayed values and growth are calculated: The marketplace-specific physical-book distribution restriction is not evidence of zero Mexican printing and packaging demand. ([kdp.amazon.com](https://kdp.amazon.com/en_US/help/topic/G201834280))
    - Evidence informing forecast-year allocation inputs; displayed values and growth are calculated: The marketplace-specific physical-book distribution restriction is not evidence of zero Mexican printing and packaging demand. ([kdp.amazon.com](https://kdp.amazon.com/en_US/help/topic/G201834280))
26. Hardcover Printing Cost - Kindle Direct Publishing
    - Evidence informing base-year allocation inputs; displayed values and growth are calculated: The current U.S. regular-trim hardcover schedule uses USD xx.xx plus USD xx.xx per page in the relevant band. Comparison with paperback charges constrains the premium-equivalent manufacturing model.
    - Evidence informing forecast-year allocation inputs; displayed values and growth are calculated: The current U.S. regular-trim hardcover schedule uses USD xx.xx plus USD xx.xx per page in the relevant band. Comparison with paperback charges constrains the premium-equivalent manufacturing model.
27. How Much Does It Cost to Print a Book? - QinPrinting
    - Evidence informing base-year allocation inputs; displayed values and growth are calculated: The supplier's delivered xx.xx-page, xx.xx-copy color-book examples list USD xx.xx for softcover and USD xx.xx for hardcover. They provide a commercial-run countercheck, with delivery and product differences preventing direct substitution.
    - Evidence informing forecast-year allocation inputs; displayed values and growth are calculated: The supplier's delivered xx.xx-page, xx.xx-copy color-book examples list USD xx.xx for softcover and USD xx.xx for hardcover. They provide a commercial-run countercheck, with delivery and product differences preventing direct substitution.
28. AAP December 2025 StatShot Report
    - Evidence informing base-year allocation inputs; displayed values and growth are calculated: The primary monthly reporting panel's full-year 2025 trade figures show paperback revenue down xx.xx%. This qualifies broad physical-book growth assumptions and supplies directional mix evidence only.
    - Evidence informing forecast-year allocation inputs; displayed values and growth are calculated: The primary monthly reporting panel's full-year 2025 trade figures show paperback revenue down xx.xx%. This qualifies broad physical-book growth assumptions and supplies directional mix evidence only.

29. Terms and Conditions - CPI Print Germany

- Evidence informing base-year allocation inputs; displayed values and growth are calculated: Published terms distinguish ex-works production prices from packaging, freight and postage and reserve specified input-cost adjustment rights. They support comparable-scope valuation but do not establish realized inflation.
- Evidence informing forecast-year allocation inputs; displayed values and growth are calculated: Published terms distinguish ex-works production prices from packaging, freight and postage and reserve specified input-cost adjustment rights. They support comparable-scope valuation but do not establish realized inflation.

7.2. Bookbinding & Finishing

Table 9. Global Book Printing & Packaging Services Market Size, by Bookbinding & Finishing, by Region, 2017-2040 (USD Million)

Region	2017	2024	2025	2026	2027	2032	2040	CAGR (%)
Africa	xx.xx	xx.xx	xx.xx	xx.xx	xx.xx	xx.xx	xx.xx	xx.xx
Asia-Pacific	xx.xx	xx.xx	xx.xx	xx.xx	xx.xx	xx.xx	xx.xx	xx.xx
Europe	xx.xx	xx.xx	xx.xx	xx.xx	xx.xx	xx.xx	xx.xx	xx.xx
Latin America	xx.xx	xx.xx	xx.xx	xx.xx	xx.xx	xx.xx	xx.xx	xx.xx
Middle East	xx.xx	xx.xx	xx.xx	xx.xx	xx.xx	xx.xx	xx.xx	xx.xx
North America	xx.xx	xx.xx	xx.xx	xx.xx	xx.xx	xx.xx	xx.xx	xx.xx
Total	**xx.xx**	**xx.xx**	**xx.xx**	**xx.xx**	**xx.xx**	**xx.xx**	**xx.xx**	**xx.xx**

Table 10. Global Book Printing & Packaging Services Market Size, by Bookbinding & Finishing, by Group, 2017-2040 (USD Million)

Group	2017	2024	2025	2026	2027	2032	2040	CAGR (%)
ASEAN	xx.xx	xx.xx	xx.xx	xx.xx	xx.xx	xx.xx	xx.xx	xx.xx
BRICS	xx.xx	xx.xx	xx.xx	xx.xx	xx.xx	xx.xx	xx.xx	xx.xx
European Union	xx.xx	xx.xx	xx.xx	xx.xx	xx.xx	xx.xx	xx.xx	xx.xx
G7	xx.xx	xx.xx	xx.xx	xx.xx	xx.xx	xx.xx	xx.xx	xx.xx
GCC	xx.xx	xx.xx	xx.xx	xx.xx	xx.xx	xx.xx	xx.xx	xx.xx
NATO	xx.xx	xx.xx	xx.xx	xx.xx	xx.xx	xx.xx	xx.xx	xx.xx

Table 11. Global Book Printing & Packaging Services Market Size, by Bookbinding & Finishing, by Country, 2017-2040 (USD Million)

Country	2017	2024	2025	2026	2027	2032	2040	CAGR (%)
Australia	xx.xx	xx.xx	xx.xx	xx.xx	xx.xx	xx.xx	xx.xx	xx.xx
Brazil	xx.xx	xx.xx	xx.xx	xx.xx	xx.xx	xx.xx	xx.xx	xx.xx
Canada	xx.xx	xx.xx	xx.xx	xx.xx	xx.xx	xx.xx	xx.xx	xx.xx
China	xx.xx	xx.xx	xx.xx	xx.xx	xx.xx	xx.xx	xx.xx	xx.xx
France	xx.xx	xx.xx	xx.xx	xx.xx	xx.xx	xx.xx	xx.xx	xx.xx
Germany	xx.xx	xx.xx	xx.xx	xx.xx	xx.xx	xx.xx	xx.xx	xx.xx
India	xx.xx	xx.xx	xx.xx	xx.xx	xx.xx	xx.xx	xx.xx	xx.xx
Italy	xx.xx	xx.xx	xx.xx	xx.xx	xx.xx	xx.xx	xx.xx	xx.xx
Japan	xx.xx	xx.xx	xx.xx	xx.xx	xx.xx	xx.xx	xx.xx	xx.xx
Mexico	xx.xx	xx.xx	xx.xx	xx.xx	xx.xx	xx.xx	xx.xx	xx.xx
Russia	xx.xx	xx.xx	xx.xx	xx.xx	xx.xx	xx.xx	xx.xx	xx.xx
South Korea	xx.xx	xx.xx	xx.xx	xx.xx	xx.xx	xx.xx	xx.xx	xx.xx
Spain	xx.xx	xx.xx	xx.xx	xx.xx	xx.xx	xx.xx	xx.xx	xx.xx
United Kingdom	xx.xx	xx.xx	xx.xx	xx.xx	xx.xx	xx.xx	xx.xx	xx.xx
United States	xx.xx	xx.xx	xx.xx	xx.xx	xx.xx	xx.xx	xx.xx	xx.xx
Others	xx.xx	xx.xx	xx.xx	xx.xx	xx.xx	xx.xx	xx.xx	xx.xx
Total	**xx.xx**	**xx.xx**	**xx.xx**	**xx.xx**	**xx.xx**	**xx.xx**	**xx.xx**	**xx.xx**

Sources & Evidence

1. 2022 North American Industry Classification System - United States
   · Taxonomy evidence: Separately performed bookbinding and postpress services are distinguished from integrated book printing. ([census.gov](https://www.census.gov/naics/reference_files_tools/2022_NAICS_Manual.pdf))
2. U.S. Census Bureau - 2022 Economic Census, Books Printing Questionnaire MC-32312
   · Taxonomy evidence: Hardcover and softcover binding of books printed elsewhere are identifiable product activities. ([bhs.econ.census.gov](https://bhs.econ.census.gov/ombpdfs2022/export/2022_MC-32312_su.pdf))
3. UNSD - ISIC Rev. 4, Code 1812: Service Activities Related to Printing
   · Taxonomy evidence: The classification separately recognizes binding printed sheets and finishing activities, including decorative and protective finishes. ([unstats.un.org](https://unstats.un.org/unsd/classifications/Econ/Detail/EN/xx.xx/xx.xx))

4. European Book Publishing Statistics 2024

- Evidence informing the 2024 market-value input; displayed series and growth include calculations: European publishers reported approximately EUR xx.xx of net book-sales revenue in 2024. The disclosed ebook and audiobook proportions inform the modeled xx.xx% physical-book revenue proportion; publisher revenue is an input, not printing-service revenue.
- Evidence informing the 2025 market-value input; displayed series and growth include calculations: The 2024 publisher-revenue and format observations provide the European demand input carried into the 2025 estimate.
- Evidence informing base-year allocation inputs; displayed values and growth are calculated: EUR xx.xx of 2024 publisher revenue and weakening physical volumes constrain the European demand weight and forecast, not directly observed service shares.
([fep-fee.eu](https://www.fep-fee.eu/European-Book-Publishing-Statistics-2024))
- Evidence informing forecast-year allocation inputs; displayed values and growth are calculated: EUR xx.xx of 2024 publisher revenue and weakening physical volumes constrain the European demand weight and forecast, not directly observed service shares.
([fep-fee.eu](https://www.fep-fee.eu/European-Book-Publishing-Statistics-2024))

5. The Global Publishing Industry in 2022

- Evidence informing the 2024 market-value input; displayed series and growth include calculations: Table xx.xx supplies country-level publishing revenues and identifies differences between retail-value, publisher-revenue, print-only and prior-year observations. Selected non-European country observations are adjusted for physical formats and period before estimating production spending.
- Evidence informing the 2025 market-value input; displayed series and growth include calculations: The selected country observations contribute to the demand pool underlying the 2025 working estimate. Nielsen retail datasets elsewhere in the publication are not used.
- Evidence informing base-year allocation inputs; displayed values and growth are calculated: Country revenue/format proxies constrain commissioning weights. ([wipo.int](https://www.wipo.int/edocs/pubdocs/en/wipo-pub-xx.xx-2023-xx.xx-en-the-global-publishing-industry-in-2022.pdf))
- Evidence informing forecast-year allocation inputs; displayed values and growth are calculated: Country revenue/format proxies constrain commissioning weights. ([wipo.int](https://www.wipo.int/edocs/pubdocs/en/wipo-pub-xx.xx-2023-xx.xx-en-the-global-publishing-industry-in-2022.pdf))
- Evidence informing base-year allocation inputs; displayed values and growth are calculated: Revenue and registration proxies constrain allocation. ([wipo.int](https://www.wipo.int/edocs/pubdocs/en/wipo-pub-xx.xx-2023-xx.xx-en-the-global-publishing-industry-in-2022.pdf))
- Evidence informing forecast-year allocation inputs; displayed values and growth are calculated: Revenue and registration proxies constrain allocation. ([wipo.int](https://www.wipo.int/edocs/pubdocs/en/wipo-pub-xx.xx-2023-xx.xx-en-the-global-publishing-industry-in-2022.pdf))
- Evidence informing base-year allocation inputs; displayed values and growth are calculated: Revenue, format and title proxies constrain allocation. ([wipo.int](https://www.wipo.int/edocs/pubdocs/en/wipo-pub-xx.xx-2023-xx.xx-en-the-global-publishing-industry-in-2022.pdf))
- Evidence informing forecast-year allocation inputs; displayed values and growth are calculated: Revenue, format and title proxies constrain allocation. ([wipo.int](https://www.wipo.int/edocs/pubdocs/en/wipo-pub-xx.xx-2023-xx.xx-en-the-global-publishing-industry-in-2022.pdf))
- Evidence informing base-year allocation inputs; displayed values and growth are calculated: Turkish revenue constrains regional commissioning scale. ([wipo.int](https://www.wipo.int/edocs/pubdocs/en/wipo-pub-xx.xx-2023-xx.xx-en-the-global-publishing-industry-in-2022.pdf))
- Evidence informing forecast-year allocation inputs; displayed values and growth are calculated: Turkish revenue constrains regional commissioning scale. ([wipo.int](https://www.wipo.int/edocs/pubdocs/en/wipo-pub-xx.xx-2023-xx.xx-en-the-global-publishing-industry-in-2022.pdf))
- Evidence informing base-year allocation inputs; displayed values and growth are calculated: Nigerian registration activity supplies a modeled-demand input. ([wipo.int](https://www.wipo.int/edocs/pubdocs/en/wipo-pub-xx.xx-2023-xx.xx-en-the-global-publishing-industry-in-2022.pdf))
- Evidence informing forecast-year allocation inputs; displayed values and growth are calculated: Nigerian registration activity supplies a modeled-demand input. ([wipo.int](https://www.wipo.int/edocs/pubdocs/en/wipo-pub-xx.xx-2023-xx.xx-en-the-global-publishing-industry-in-2022.pdf))
- Evidence informing base-year allocation inputs; displayed values and growth are calculated: Country revenue, format and registration proxies constrain allocation. ([wipo.int](https://www.wipo.int/edocs/pubdocs/en/wipo-pub-xx.xx-2023-xx.xx-en-the-global-publishing-industry-in-2022.pdf))
- Evidence informing forecast-year allocation inputs; displayed values and growth are calculated: Country revenue, format and registration proxies constrain allocation. ([wipo.int](https://www.wipo.int/edocs/pubdocs/en/wipo-pub-xx.xx-2023-xx.xx-en-the-global-publishing-industry-in-2022.pdf))

6. 2024 年新闻出版统计公报

   · Evidence informing the 2024 market-value input; displayed series and growth include calculations: For 2024, the official table reports xx.xx book copies or sheets and CNY xx.xx of book-publishing revenue. These constrain the demand bridge and historical contraction, rather than directly measuring printing-service sales.

   · Evidence informing the 2025 market-value input; displayed series and growth include calculations: The 2024 book-publishing observation supplies the Chinese demand primitive for the 2025 model.

   · Evidence informing base-year allocation inputs; displayed values and growth are calculated: 2024 book-publishing revenue of CNY xx.xx supplies the physical-demand proxy; reported output contraction qualifies growth assumptions. ([nppa.gov.cn](https://www.nppa.gov.cn/xxgk/fdzdgknr/tjxx/xx.xx/P020251218382424228218.pdf))

   · Evidence informing forecast-year allocation inputs; displayed values and growth are calculated: 2024 book-publishing revenue of CNY xx.xx supplies the physical-demand proxy; reported output contraction qualifies growth assumptions. ([nppa.gov.cn](https://www.nppa.gov.cn/xxgk/fdzdgknr/tjxx/xx.xx/P020251218382424228218.pdf))

   · Evidence informing base-year allocation inputs; displayed values and growth are calculated: The Chinese book-publishing observation is a major regional demand input, distinct from all printing and packaging industry revenue. ([nppa.gov.cn](https://www.nppa.gov.cn/xxgk/fdzdgknr/tjxx/xx.xx/P020251218382424228218.pdf))

   · Evidence informing forecast-year allocation inputs; displayed values and growth are calculated: The Chinese book-publishing observation is a major regional demand input, distinct from all printing and packaging industry revenue. ([nppa.gov.cn](https://www.nppa.gov.cn/xxgk/fdzdgknr/tjxx/xx.xx/P020251218382424228218.pdf))

7. Foreign Exchange Rates - G.5A Annual, January 5, 2026

   · Evidence informing the 2024 market-value input; displayed series and growth include calculations: The official 2024 annual-average conversion inputs are USD xx.xx per EUR, CNY xx.xx per USD and CAD xx.xx per USD.

   · Evidence informing the 2025 market-value input; displayed series and growth include calculations: The exchange-rate table establishes the conversion basis of the preceding-year demand inputs used in the 2025 estimate; subsequent effective-USD price assumptions are modeled separately.

8. Book publishing industry, 2024 - Statistics Canada

   · Evidence informing the 2024 market-value input; displayed series and growth include calculations: Canadian publishers reported CAD xx.xx of print sales outside the online category and CAD xx.xx of online print sales in 2024. Their sum, rather than total operating revenue, supplies the physical-book demand input.

   · Evidence informing the 2025 market-value input; displayed series and growth include calculations: Reported cost of goods sold of CAD xx.xx, up CAD xx.xx from 2022, supplies a cost-pressure cross-check, not a directly attributable printing-services total.

   · Evidence informing base-year allocation inputs; displayed values and growth are calculated: CAD xx.xx plus CAD xx.xx of print sales supplies a physical-book commissioning proxy; digital growth constrains the forecast mix. ([www150.statcan.gc.ca](https://www150.statcan.gc.ca/n1/daily-quotidien/xx.xx/dq260205b-eng.pdf))

   · Evidence informing forecast-year allocation inputs; displayed values and growth are calculated: CAD xx.xx plus CAD xx.xx of print sales supplies a physical-book commissioning proxy; digital growth constrains the forecast mix. ([www150.statcan.gc.ca](https://www150.statcan.gc.ca/n1/daily-quotidien/xx.xx/dq260205b-eng.pdf))

   · Evidence informing base-year allocation inputs; displayed values and growth are calculated: The Canadian physical-book input contributes to the North American demand index; it is publisher revenue, not service receipts. ([www150.statcan.gc.ca](https://www150.statcan.gc.ca/n1/daily-quotidien/xx.xx/dq260205b-eng.pdf))

   · Evidence informing forecast-year allocation inputs; displayed values and growth are calculated: The Canadian physical-book input contributes to the North American demand index; it is publisher revenue, not service receipts. ([www150.statcan.gc.ca](https://www150.statcan.gc.ca/n1/daily-quotidien/xx.xx/dq260205b-eng.pdf))

9. U.S. Census Bureau - Books Printing: Shipments, annual table
   - Evidence informing the 2017 market-value input; displayed series and growth include calculations: U.S. books-printing shipments were USD xx.xx in 2017; this is a national production anchor for the historical model.
   - Evidence informing the 2018 market-value input; displayed series and growth include calculations: U.S. books-printing shipments were USD xx.xx in 2018.
   - Evidence informing the 2019 market-value input; displayed series and growth include calculations: U.S. books-printing shipments were USD xx.xx in 2019.
   - Evidence informing the 2020 market-value input; displayed series and growth include calculations: U.S. books-printing shipments were USD xx.xx in 2020.
   - Evidence informing the 2021 market-value input; displayed series and growth include calculations: U.S. books-printing shipments were USD xx.xx in 2021.
   - Evidence informing the 2022 market-value input; displayed series and growth include calculations: U.S. books-printing shipments were USD xx.xx in 2022.
   - Evidence informing the 2024 market-value input; displayed series and growth include calculations: U.S. books-printing shipments were USD xx.xx in 2024. This national industrial measure is narrower than the composite global service boundary.
10. U.S. Census Bureau - Book Publishers, All Establishments: Revenue, annual table
    - Evidence informing the 2024 market-value input; displayed series and growth include calculations: The Census annual series reports USD xx.xx of U.S. book-publisher revenue for 2024. A modeled xx.xx% physical-book proportion excludes digital and other adjacent receipts.
    - Evidence informing the 2025 market-value input; displayed series and growth include calculations: The 2024 Census observation replaces an older survey-based U.S. revenue bridge in the demand pool underlying 2025.
    - Evidence informing base-year allocation inputs; displayed values and growth are calculated: The official Census revenue-series page defines the publisher-receipt measure underlying the retained U.S. input; the exact 2024 cell was not independently re-extracted. ([fred.stlouisfed.org](https://fred.stlouisfed.org/data/AIES51113RCT00US))
    - Evidence informing forecast-year allocation inputs; displayed values and growth are calculated: The official Census revenue-series page defines the publisher-receipt measure underlying the retained U.S. input; the exact 2024 cell was not independently re-extracted. ([fred.stlouisfed.org](https://fred.stlouisfed.org/data/AIES51113RCT00US))
11. Scholastic Corporation - Form 10-K for the year ended May 31, 2025
    - Evidence informing the 2024 market-value input; displayed series and growth include calculations: Scholastic's fiscal 2024 product, service, production and inventory-reserve costs were xx.xx% of revenue; postage, freight, shipping, fulfillment and other costs were xx.xx%. These broad categories constrain, but do not directly establish, eligible outsourced-service spending.
    - Evidence informing the 2025 market-value input; displayed series and growth include calculations: The corresponding fiscal 2025 proportions were xx.xx% and xx.xx%. Royalties and prepublication amortization are separately disclosed, allowing their exclusion from the service-market bridge.

12. CEWE achieves all targets in 2025 and aims to further increase revenue and earnings in 2026
    - Evidence informing the 2025 market-value input; displayed series and growth include calculations: CEWE reported xx.xx CEWE PHOTOBOOK copies in 2025 versus xx.xx in 2024, supporting a positive specialty-book volume assumption without establishing global adoption.
    - Evidence informing the 2026 market-value input; displayed series and growth include calculations: Observed 2025 photobook growth informs the specialty-demand assumption for 2026; the market value remains modeled.
    - Evidence informing the 2032 market-value input; displayed series and growth include calculations: The observed specialty-book activity is a starting condition for the forecast, not independent proof of continued growth through 2032.
    - Evidence informing the 2040 market-value input; displayed series and growth include calculations: The forecast explicitly slows specialty-demand growth after 2032; this source supplies the initial commercial observation, not the long-term growth rate.
    - Evidence informing base-year allocation inputs; displayed values and growth are calculated: Company photobook activity constrains the materiality of specialty commissions; it does not establish the modeled European specialty multiplier or continued growth through 2032. ([ir.cewe.de](https://ir.cewe.de/en/news/cewe-achieves-all-targets-in-2025-and-aims-to-further-increase-revenue-and-earnings-in/70292c17-c943-xx.xx-bd11-4323b6ce54d8))
    - Evidence informing forecast-year allocation inputs; displayed values and growth are calculated: Company photobook activity constrains the materiality of specialty commissions; it does not establish the modeled European specialty multiplier or continued growth through 2032. ([ir.cewe.de](https://ir.cewe.de/en/news/cewe-achieves-all-targets-in-2025-and-aims-to-further-increase-revenue-and-earnings-in/70292c17-c943-xx.xx-bd11-4323b6ce54d8))
    - Evidence informing base-year allocation inputs; displayed values and growth are calculated: Observed photobook activity supports retaining premium specialty commissions in the manufacturing mix; the binding allocation and unchanged future cohort profile remain assumptions.
    - Evidence informing forecast-year allocation inputs; displayed values and growth are calculated: Observed photobook activity supports retaining premium specialty commissions in the manufacturing mix; the binding allocation and unchanged future cohort profile remain assumptions.
13. Paperback Printing Cost - Kindle Direct Publishing
    - Evidence informing the 2025 market-value input; displayed series and growth include calculations: The inspected U.S. paperback schedule charges USD xx.xx plus USD xx.xx per page for the specified regular-trim black-ink category. It provides a contemporary commercial price comparison for the assumed USD xx.xx self-publishing production receipt, not an observed historical price or volume.
    - Evidence informing the 2026 market-value input; displayed series and growth include calculations: The schedule distinguishes printing charges from royalties and retail list prices, supporting the production-receipt boundary used in the estimate.
    - Evidence informing base-year allocation inputs; displayed values and growth are calculated: The paperback manufacturing comparator supplies the baseline from which the modeled binding component and hardcover increment are separated.
    - Evidence informing forecast-year allocation inputs; displayed values and growth are calculated: The paperback manufacturing comparator supplies the baseline from which the modeled binding component and hardcover increment are separated.
14. European Book Publishing Statistics 2017
    - Evidence informing the 2017 market-value input; displayed series and growth include calculations: The association's primary survey reports approximately EUR xx.xx of European net publisher revenue for 2017, constraining the pre-pandemic demand level.
15. European Book Publishing Statistics 2019
    - Evidence informing the 2018 market-value input; displayed series and growth include calculations: The association reports approximately EUR xx.xx of publisher revenue for 2018.
    - Evidence informing the 2019 market-value input; displayed series and growth include calculations: The association reports approximately EUR xx.xx for 2019 and identifies a questionnaire change that limits exact comparability with earlier observations.

16. 2021 年新闻出版产业分析报告

- Evidence informing the 2020 market-value input; displayed series and growth include calculations: The official report's 2021 comparison identifies a substantial rebound from 2020, constraining the pandemic-recovery bridge.
- Evidence informing the 2021 market-value input; displayed series and growth include calculations: China reported xx.xx book copies or sheets in 2021, up xx.xx%; the report also distinguishes textbook output and reprints.

17. European Book Publishing Statistics 2023

- Evidence informing the 2022 market-value input; displayed series and growth include calculations: European net publisher revenue was approximately EUR xx.xx in 2022; the association describes paper-cost pressure and price-led growth.

18. Foreign Exchange Rates - G.5A Annual, January 5, 2026

- Evidence informing base-year allocation inputs; displayed values and growth are calculated: Official annual-average exchange-rate methodology supports the frozen common-USD conversion convention; it does not measure service demand. ([federalreserve.gov](https://www.federalreserve.gov/releases/g5a/xx.xx/))
- Evidence informing forecast-year allocation inputs; displayed values and growth are calculated: Official annual-average exchange-rate methodology supports the frozen common-USD conversion convention; it does not measure service demand. ([federalreserve.gov](https://www.federalreserve.gov/releases/g5a/xx.xx/))
- Evidence informing base-year allocation inputs; displayed values and growth are calculated: The annual currency-conversion convention prevents mixing local-currency demand inputs with USD allocation weights. ([federalreserve.gov](https://www.federalreserve.gov/releases/g5a/xx.xx/))
- Evidence informing forecast-year allocation inputs; displayed values and growth are calculated: The annual currency-conversion convention prevents mixing local-currency demand inputs with USD allocation weights. ([federalreserve.gov](https://www.federalreserve.gov/releases/g5a/xx.xx/))

19. GCC Statistical Center - Education Statistics 2024 announcement, March 23, 2026

- Evidence informing base-year allocation inputs; displayed values and growth are calculated: Approximately xx.xx general-school pupils constrain the regional educational customer pool; national apportionment and monetization are assumed. ([gccstat.org](https://www.gccstat.org/news/xx.xx))
- Evidence informing forecast-year allocation inputs; displayed values and growth are calculated: Approximately xx.xx general-school pupils constrain the regional educational customer pool; national apportionment and monetization are assumed. ([gccstat.org](https://www.gccstat.org/news/xx.xx))

20. South African Book Publishing Industry Survey 2023-2024

- Evidence informing base-year allocation inputs; displayed values and growth are calculated: The transparent national publisher survey supplies a regional commercial comparator, not an observed African printing-service total. ([publishsa.co.za](https://publishsa.co.za/wp-content/uploads/2025/xx.xx/South-African-Book-Publishing-Industry-Survey-2023-2024.pdf))
- Evidence informing forecast-year allocation inputs; displayed values and growth are calculated: The transparent national publisher survey supplies a regional commercial comparator, not an observed African printing-service total. ([publishsa.co.za](https://publishsa.co.za/wp-content/uploads/2025/xx.xx/South-African-Book-Publishing-Industry-Survey-2023-2024.pdf))

21. Ministry of Education - Press conference release, December 17, 2024

- Evidence informing base-year allocation inputs; displayed values and growth are calculated: The announced increase in annual NCERT textbook printing from xx.xx to xx.xx supports an educational-demand mechanism, not realized supplier receipts or the modeled forecast share. ([education.gov.in](https://www.education.gov.in/sites/upload_files/mhrd/files/PIB%20releae%20of%20the%20Press%20Conference%20held%20today.pdf))
- Evidence informing forecast-year allocation inputs; displayed values and growth are calculated: The announced increase in annual NCERT textbook printing from xx.xx to xx.xx supports an educational-demand mechanism, not realized supplier receipts or the modeled forecast share. ([education.gov.in](https://www.education.gov.in/sites/upload_files/mhrd/files/PIB%20releae%20of%20the%20Press%20Conference%20held%20today.pdf))

22. Global Connect - Ingram Content Group
    - Evidence informing base-year allocation inputs; displayed values and growth are calculated: Agreement-dependent network access does not quantify Brazilian commissions or guarantee institutional awards. ([resources.ingramcontent.com](https://resources.ingramcontent.com/publishers/global-connect))
    - Evidence informing forecast-year allocation inputs; displayed values and growth are calculated: Agreement-dependent network access does not quantify Brazilian commissions or guarantee institutional awards. ([resources.ingramcontent.com](https://resources.ingramcontent.com/publishers/global-connect))
23. Paperback and Hardcover Distribution Rights - Kindle Direct Publishing
    - Evidence informing base-year allocation inputs; displayed values and growth are calculated: The marketplace-specific physical-book distribution restriction is not evidence of zero Mexican printing and packaging demand. ([kdp.amazon.com](https://kdp.amazon.com/en_US/help/topic/G201834280))
    - Evidence informing forecast-year allocation inputs; displayed values and growth are calculated: The marketplace-specific physical-book distribution restriction is not evidence of zero Mexican printing and packaging demand. ([kdp.amazon.com](https://kdp.amazon.com/en_US/help/topic/G201834280))
24. Hardcover Printing Cost - Kindle Direct Publishing
    - Evidence informing base-year allocation inputs; displayed values and growth are calculated: The USD xx.xx fixed-charge difference supplies the POD premium input; the xx.xx% commercial-run realization and premium incidence are explicitly modeled rather than disclosed.
    - Evidence informing forecast-year allocation inputs; displayed values and growth are calculated: The USD xx.xx fixed-charge difference supplies the POD premium input; the xx.xx% commercial-run realization and premium incidence are explicitly modeled rather than disclosed.
25. User Fees - University of Wisconsin-Milwaukee Print & Copy Services
    - Evidence informing base-year allocation inputs; displayed values and growth are calculated: Perfect binding is listed at USD xx.xx-xx.xx per book. The lower endpoint is the model's basic-binding comparator, not a measured worldwide realization.
    - Evidence informing forecast-year allocation inputs; displayed values and growth are calculated: Perfect binding is listed at USD xx.xx-xx.xx per book. The lower endpoint is the model's basic-binding comparator, not a measured worldwide realization.
26. How Much Does It Cost to Print a Book? - QinPrinting
    - Evidence informing base-year allocation inputs; displayed values and growth are calculated: The smaller hardcover premium in this offset example qualifies extrapolation of the full POD hardcover increment into binding revenue.
    - Evidence informing forecast-year allocation inputs; displayed values and growth are calculated: The smaller hardcover premium in this offset example qualifies extrapolation of the full POD hardcover increment into binding revenue.
27. AAP December 2025 StatShot Report
    - Evidence informing base-year allocation inputs; displayed values and growth are calculated: The same approximately xx.xx-publisher panel shows hardcover revenue up xx.xx%. It supports a modest premium-mix hypothesis but neither measures global binding spending nor proves the forecast.
    - Evidence informing forecast-year allocation inputs; displayed values and growth are calculated: The same approximately xx.xx-publisher panel shows hardcover revenue up xx.xx%. It supports a modest premium-mix hypothesis but neither measures global binding spending nor proves the forecast.

7.3. Production-Linked Fulfillment

Table 12. Global Book Printing & Packaging Services Market Size, by Production-Linked Fulfillment, by Region, 2017-2040 (USD Million)

Region	2017	2024	2025	2026	2027	2032	2040	CAGR (%)
Africa	xx.xx	xx.xx	xx.xx	xx.xx	xx.xx	xx.xx	xx.xx	xx.xx
Asia-Pacific	xx.xx	xx.xx	xx.xx	xx.xx	xx.xx	xx.xx	xx.xx	xx.xx
Europe	xx.xx	xx.xx	xx.xx	xx.xx	xx.xx	xx.xx	xx.xx	xx.xx
Latin America	xx.xx	xx.xx	xx.xx	xx.xx	xx.xx	xx.xx	xx.xx	xx.xx
Middle East	xx.xx	xx.xx	xx.xx	xx.xx	xx.xx	xx.xx	xx.xx	xx.xx
North America	xx.xx	xx.xx	xx.xx	xx.xx	xx.xx	xx.xx	xx.xx	xx.xx
Total	**xx.xx**	**xx.xx**	**xx.xx**	**xx.xx**	**xx.xx**	**xx.xx**	**xx.xx**	**xx.xx**

Table 13. Global Book Printing & Packaging Services Market Size, by Production-Linked Fulfillment, by Group, 2017-2040 (USD Million)

Group	2017	2024	2025	2026	2027	2032	2040	CAGR (%)
ASEAN	xx.xx	xx.xx	xx.xx	xx.xx	xx.xx	xx.xx	xx.xx	xx.xx
BRICS	xx.xx	xx.xx	xx.xx	xx.xx	xx.xx	xx.xx	xx.xx	xx.xx
European Union	xx.xx	xx.xx	xx.xx	xx.xx	xx.xx	xx.xx	xx.xx	xx.xx
G7	xx.xx	xx.xx	xx.xx	xx.xx	xx.xx	xx.xx	xx.xx	xx.xx
GCC	xx.xx	xx.xx	xx.xx	xx.xx	xx.xx	xx.xx	xx.xx	xx.xx
NATO	xx.xx	xx.xx	xx.xx	xx.xx	xx.xx	xx.xx	xx.xx	xx.xx

Table 14. Global Book Printing & Packaging Services Market Size, by Production-Linked Fulfillment, by Country, 2017-2040 (USD Million)

Country	2017	2024	2025	2026	2027	2032	2040	CAGR (%)
Australia	xx.xx	xx.xx	xx.xx	xx.xx	xx.xx	xx.xx	xx.xx	xx.xx
Brazil	xx.xx	xx.xx	xx.xx	xx.xx	xx.xx	xx.xx	xx.xx	xx.xx
Canada	xx.xx	xx.xx	xx.xx	xx.xx	xx.xx	xx.xx	xx.xx	xx.xx
China	xx.xx	xx.xx	xx.xx	xx.xx	xx.xx	xx.xx	xx.xx	xx.xx
France	xx.xx	xx.xx	xx.xx	xx.xx	xx.xx	xx.xx	xx.xx	xx.xx
Germany	xx.xx	xx.xx	xx.xx	xx.xx	xx.xx	xx.xx	xx.xx	xx.xx
India	xx.xx	xx.xx	xx.xx	xx.xx	xx.xx	xx.xx	xx.xx	xx.xx
Italy	xx.xx	xx.xx	xx.xx	xx.xx	xx.xx	xx.xx	xx.xx	xx.xx
Japan	xx.xx	xx.xx	xx.xx	xx.xx	xx.xx	xx.xx	xx.xx	xx.xx
Mexico	xx.xx	xx.xx	xx.xx	xx.xx	xx.xx	xx.xx	xx.xx	xx.xx
Russia	xx.xx	xx.xx	xx.xx	xx.xx	xx.xx	xx.xx	xx.xx	xx.xx
South Korea	xx.xx	xx.xx	xx.xx	xx.xx	xx.xx	xx.xx	xx.xx	xx.xx
Spain	xx.xx	xx.xx	xx.xx	xx.xx	xx.xx	xx.xx	xx.xx	xx.xx
United Kingdom	xx.xx	xx.xx	xx.xx	xx.xx	xx.xx	xx.xx	xx.xx	xx.xx
United States	xx.xx	xx.xx	xx.xx	xx.xx	xx.xx	xx.xx	xx.xx	xx.xx
Others	xx.xx	xx.xx	xx.xx	xx.xx	xx.xx	xx.xx	xx.xx	xx.xx
Total	**xx.xx**	**xx.xx**	**xx.xx**	**xx.xx**	**xx.xx**	**xx.xx**	**xx.xx**	**xx.xx**

Sources & Evidence

1. Scottish Government - Print and Associated Services Framework, Lot 1 Buyer Guide: Framework Objectives

   · Taxonomy evidence: Finished-goods stock holding and call-off may be included in the print-job cost. ([gov.scot](https://www.gov.scot/publications/procurement-framework-agreement-for-print-and-associated-services-2023-lot-xx.xx-buyer-guide/pages/framework-overview/))

   · Taxonomy evidence: Stock holding and stock call-off may be included in the print-job cost, supporting contract-linked rather than unrestricted logistics coverage. ([gov.scot](https://www.gov.scot/publications/procurement-framework-agreement-for-print-and-associated-services-2023-lot-xx.xx-buyer-guide/pages/framework-overview/))

   · Evidence informing base-year allocation inputs; displayed values and growth are calculated: The framework also specifies finished-goods stock holding and call-off, with required holding costs included in the print-job price. This supports allocating embedded production-linked fulfillment rather than restricting the category to standalone invoices.

   · Evidence informing forecast-year allocation inputs; displayed values and growth are calculated: The framework also specifies finished-goods stock holding and call-off, with required holding costs included in the print-job price. This supports allocating embedded production-linked fulfillment rather than restricting the category to standalone invoices.

2. European Book Publishing Statistics 2024

- Evidence informing the 2024 market-value input; displayed series and growth include calculations: European publishers reported approximately EUR xx.xx of net book-sales revenue in 2024. The disclosed ebook and audiobook proportions inform the modeled xx.xx% physical-book revenue proportion; publisher revenue is an input, not printing-service revenue.
- Evidence informing the 2025 market-value input; displayed series and growth include calculations: The 2024 publisher-revenue and format observations provide the European demand input carried into the 2025 estimate.
- Evidence informing base-year allocation inputs; displayed values and growth are calculated: EUR xx.xx of 2024 publisher revenue and weakening physical volumes constrain the European demand weight and forecast, not directly observed service shares.
([fep-fee.eu](https://www.fep-fee.eu/European-Book-Publishing-Statistics-2024))
- Evidence informing forecast-year allocation inputs; displayed values and growth are calculated: EUR xx.xx of 2024 publisher revenue and weakening physical volumes constrain the European demand weight and forecast, not directly observed service shares.
([fep-fee.eu](https://www.fep-fee.eu/European-Book-Publishing-Statistics-2024))

3. The Global Publishing Industry in 2022

- Evidence informing the 2024 market-value input; displayed series and growth include calculations: Table xx.xx supplies country-level publishing revenues and identifies differences between retail-value, publisher-revenue, print-only and prior-year observations. Selected non-European country observations are adjusted for physical formats and period before estimating production spending.
- Evidence informing the 2025 market-value input; displayed series and growth include calculations: The selected country observations contribute to the demand pool underlying the 2025 working estimate. Nielsen retail datasets elsewhere in the publication are not used.
- Evidence informing base-year allocation inputs; displayed values and growth are calculated: Country revenue/format proxies constrain commissioning weights. ([wipo.int](https://www.wipo.int/edocs/pubdocs/en/wipo-pub-xx.xx-2023-xx.xx-en-the-global-publishing-industry-in-2022.pdf))
- Evidence informing forecast-year allocation inputs; displayed values and growth are calculated: Country revenue/format proxies constrain commissioning weights. ([wipo.int](https://www.wipo.int/edocs/pubdocs/en/wipo-pub-xx.xx-2023-xx.xx-en-the-global-publishing-industry-in-2022.pdf))
- Evidence informing base-year allocation inputs; displayed values and growth are calculated: Revenue and registration proxies constrain allocation. ([wipo.int](https://www.wipo.int/edocs/pubdocs/en/wipo-pub-xx.xx-2023-xx.xx-en-the-global-publishing-industry-in-2022.pdf))
- Evidence informing forecast-year allocation inputs; displayed values and growth are calculated: Revenue and registration proxies constrain allocation. ([wipo.int](https://www.wipo.int/edocs/pubdocs/en/wipo-pub-xx.xx-2023-xx.xx-en-the-global-publishing-industry-in-2022.pdf))
- Evidence informing base-year allocation inputs; displayed values and growth are calculated: Revenue, format and title proxies constrain allocation. ([wipo.int](https://www.wipo.int/edocs/pubdocs/en/wipo-pub-xx.xx-2023-xx.xx-en-the-global-publishing-industry-in-2022.pdf))
- Evidence informing forecast-year allocation inputs; displayed values and growth are calculated: Revenue, format and title proxies constrain allocation. ([wipo.int](https://www.wipo.int/edocs/pubdocs/en/wipo-pub-xx.xx-2023-xx.xx-en-the-global-publishing-industry-in-2022.pdf))
- Evidence informing base-year allocation inputs; displayed values and growth are calculated: Turkish revenue constrains regional commissioning scale. ([wipo.int](https://www.wipo.int/edocs/pubdocs/en/wipo-pub-xx.xx-2023-xx.xx-en-the-global-publishing-industry-in-2022.pdf))
- Evidence informing forecast-year allocation inputs; displayed values and growth are calculated: Turkish revenue constrains regional commissioning scale. ([wipo.int](https://www.wipo.int/edocs/pubdocs/en/wipo-pub-xx.xx-2023-xx.xx-en-the-global-publishing-industry-in-2022.pdf))
- Evidence informing base-year allocation inputs; displayed values and growth are calculated: Nigerian registration activity supplies a modeled-demand input. ([wipo.int](https://www.wipo.int/edocs/pubdocs/en/wipo-pub-xx.xx-2023-xx.xx-en-the-global-publishing-industry-in-2022.pdf))
- Evidence informing forecast-year allocation inputs; displayed values and growth are calculated: Nigerian registration activity supplies a modeled-demand input. ([wipo.int](https://www.wipo.int/edocs/pubdocs/en/wipo-pub-xx.xx-2023-xx.xx-en-the-global-publishing-industry-in-2022.pdf))
- Evidence informing base-year allocation inputs; displayed values and growth are calculated: Country revenue, format and registration proxies constrain allocation. ([wipo.int](https://www.wipo.int/edocs/pubdocs/en/wipo-pub-xx.xx-2023-xx.xx-en-the-global-publishing-industry-in-2022.pdf))
- Evidence informing forecast-year allocation inputs; displayed values and growth are calculated: Country revenue, format and registration proxies constrain allocation. ([wipo.int](https://www.wipo.int/edocs/pubdocs/en/wipo-pub-xx.xx-2023-xx.xx-en-the-global-publishing-industry-in-2022.pdf))

4. 2024 年新闻出版统计公报

   · Evidence informing the 2024 market-value input; displayed series and growth include calculations: For 2024, the official table reports xx.xx book copies or sheets and CNY xx.xx of book-publishing revenue. These constrain the demand bridge and historical contraction, rather than directly measuring printing-service sales.

   · Evidence informing the 2025 market-value input; displayed series and growth include calculations: The 2024 book-publishing observation supplies the Chinese demand primitive for the 2025 model.

   · Evidence informing base-year allocation inputs; displayed values and growth are calculated: 2024 book-publishing revenue of CNY xx.xx supplies the physical-demand proxy; reported output contraction qualifies growth assumptions. ([nppa.gov.cn](https://www.nppa.gov.cn/xxgk/fdzdgknr/tjxx/xx.xx/P020251218382424228218.pdf))

   · Evidence informing forecast-year allocation inputs; displayed values and growth are calculated: 2024 book-publishing revenue of CNY xx.xx supplies the physical-demand proxy; reported output contraction qualifies growth assumptions. ([nppa.gov.cn](https://www.nppa.gov.cn/xxgk/fdzdgknr/tjxx/xx.xx/P020251218382424228218.pdf))

   · Evidence informing base-year allocation inputs; displayed values and growth are calculated: The Chinese book-publishing observation is a major regional demand input, distinct from all printing and packaging industry revenue. ([nppa.gov.cn](https://www.nppa.gov.cn/xxgk/fdzdgknr/tjxx/xx.xx/P020251218382424228218.pdf))

   · Evidence informing forecast-year allocation inputs; displayed values and growth are calculated: The Chinese book-publishing observation is a major regional demand input, distinct from all printing and packaging industry revenue. ([nppa.gov.cn](https://www.nppa.gov.cn/xxgk/fdzdgknr/tjxx/xx.xx/P020251218382424228218.pdf))

5. Foreign Exchange Rates - G.5A Annual, January 5, 2026

   · Evidence informing the 2024 market-value input; displayed series and growth include calculations: The official 2024 annual-average conversion inputs are USD xx.xx per EUR, CNY xx.xx per USD and CAD xx.xx per USD.

   · Evidence informing the 2025 market-value input; displayed series and growth include calculations: The exchange-rate table establishes the conversion basis of the preceding-year demand inputs used in the 2025 estimate; subsequent effective-USD price assumptions are modeled separately.

6. Book publishing industry, 2024 - Statistics Canada

   · Evidence informing the 2024 market-value input; displayed series and growth include calculations: Canadian publishers reported CAD xx.xx of print sales outside the online category and CAD xx.xx of online print sales in 2024. Their sum, rather than total operating revenue, supplies the physical-book demand input.

   · Evidence informing the 2025 market-value input; displayed series and growth include calculations: Reported cost of goods sold of CAD xx.xx, up CAD xx.xx from 2022, supplies a cost-pressure cross-check, not a directly attributable printing-services total.

   · Evidence informing base-year allocation inputs; displayed values and growth are calculated: CAD xx.xx plus CAD xx.xx of print sales supplies a physical-book commissioning proxy; digital growth constrains the forecast mix. ([www150.statcan.gc.ca](https://www150.statcan.gc.ca/n1/daily-quotidien/xx.xx/dq260205b-eng.pdf))

   · Evidence informing forecast-year allocation inputs; displayed values and growth are calculated: CAD xx.xx plus CAD xx.xx of print sales supplies a physical-book commissioning proxy; digital growth constrains the forecast mix. ([www150.statcan.gc.ca](https://www150.statcan.gc.ca/n1/daily-quotidien/xx.xx/dq260205b-eng.pdf))

   · Evidence informing base-year allocation inputs; displayed values and growth are calculated: The Canadian physical-book input contributes to the North American demand index; it is publisher revenue, not service receipts. ([www150.statcan.gc.ca](https://www150.statcan.gc.ca/n1/daily-quotidien/xx.xx/dq260205b-eng.pdf))

   · Evidence informing forecast-year allocation inputs; displayed values and growth are calculated: The Canadian physical-book input contributes to the North American demand index; it is publisher revenue, not service receipts. ([www150.statcan.gc.ca](https://www150.statcan.gc.ca/n1/daily-quotidien/xx.xx/dq260205b-eng.pdf))

7. U.S. Census Bureau - Books Printing: Shipments, annual table
   - Evidence informing the 2017 market-value input; displayed series and growth include calculations: U.S. books-printing shipments were USD xx.xx in 2017; this is a national production anchor for the historical model.
   - Evidence informing the 2018 market-value input; displayed series and growth include calculations: U.S. books-printing shipments were USD xx.xx in 2018.
   - Evidence informing the 2019 market-value input; displayed series and growth include calculations: U.S. books-printing shipments were USD xx.xx in 2019.
   - Evidence informing the 2020 market-value input; displayed series and growth include calculations: U.S. books-printing shipments were USD xx.xx in 2020.
   - Evidence informing the 2021 market-value input; displayed series and growth include calculations: U.S. books-printing shipments were USD xx.xx in 2021.
   - Evidence informing the 2022 market-value input; displayed series and growth include calculations: U.S. books-printing shipments were USD xx.xx in 2022.
   - Evidence informing the 2024 market-value input; displayed series and growth include calculations: U.S. books-printing shipments were USD xx.xx in 2024. This national industrial measure is narrower than the composite global service boundary.
8. U.S. Census Bureau - Book Publishers, All Establishments: Revenue, annual table
   - Evidence informing the 2024 market-value input; displayed series and growth include calculations: The Census annual series reports USD xx.xx of U.S. book-publisher revenue for 2024. A modeled xx.xx% physical-book proportion excludes digital and other adjacent receipts.
   - Evidence informing the 2025 market-value input; displayed series and growth include calculations: The 2024 Census observation replaces an older survey-based U.S. revenue bridge in the demand pool underlying 2025.
   - Evidence informing base-year allocation inputs; displayed values and growth are calculated: The official Census revenue-series page defines the publisher-receipt measure underlying the retained U.S. input; the exact 2024 cell was not independently re-extracted. ([fred.stlouisfed.org](https://fred.stlouisfed.org/data/AIES51113RCT00US))
   - Evidence informing forecast-year allocation inputs; displayed values and growth are calculated: The official Census revenue-series page defines the publisher-receipt measure underlying the retained U.S. input; the exact 2024 cell was not independently re-extracted. ([fred.stlouisfed.org](https://fred.stlouisfed.org/data/AIES51113RCT00US))
9. Scholastic Corporation - Form 10-K for the year ended May 31, 2025
   - Evidence informing the 2024 market-value input; displayed series and growth include calculations: Scholastic's fiscal 2024 product, service, production and inventory-reserve costs were xx.xx% of revenue; postage, freight, shipping, fulfillment and other costs were xx.xx%. These broad categories constrain, but do not directly establish, eligible outsourced-service spending.
   - Evidence informing the 2025 market-value input; displayed series and growth include calculations: The corresponding fiscal 2025 proportions were xx.xx% and xx.xx%. Royalties and prepublication amortization are separately disclosed, allowing their exclusion from the service-market bridge.
   - Evidence informing base-year allocation inputs; displayed values and growth are calculated: Postage, freight, shipping, fulfillment and other costs were xx.xx% of revenue in fiscal 2025 versus xx.xx% in fiscal 2024. This is a broad buyer-cost check, not an eligible outsourced-fulfillment share.
   - Evidence informing forecast-year allocation inputs; displayed values and growth are calculated: Postage, freight, shipping, fulfillment and other costs were xx.xx% of revenue in fiscal 2025 versus xx.xx% in fiscal 2024. This is a broad buyer-cost check, not an eligible outsourced-fulfillment share.

10. CEWE achieves all targets in 2025 and aims to further increase revenue and earnings in 2026
    - Evidence informing the 2025 market-value input; displayed series and growth include calculations: CEWE reported xx.xx CEWE PHOTOBOOK copies in 2025 versus xx.xx in 2024, supporting a positive specialty-book volume assumption without establishing global adoption.
    - Evidence informing the 2026 market-value input; displayed series and growth include calculations: Observed 2025 photobook growth informs the specialty-demand assumption for 2026; the market value remains modeled.
    - Evidence informing the 2032 market-value input; displayed series and growth include calculations: The observed specialty-book activity is a starting condition for the forecast, not independent proof of continued growth through 2032.
    - Evidence informing the 2040 market-value input; displayed series and growth include calculations: The forecast explicitly slows specialty-demand growth after 2032; this source supplies the initial commercial observation, not the long-term growth rate.
    - Evidence informing base-year allocation inputs; displayed values and growth are calculated: Company photobook activity constrains the materiality of specialty commissions; it does not establish the modeled European specialty multiplier or continued growth through 2032. ([ir.cewe.de](https://ir.cewe.de/en/news/cewe-achieves-all-targets-in-2025-and-aims-to-further-increase-revenue-and-earnings-in/70292c17-c943-xx.xx-bd11-4323b6ce54d8))
    - Evidence informing forecast-year allocation inputs; displayed values and growth are calculated: Company photobook activity constrains the materiality of specialty commissions; it does not establish the modeled European specialty multiplier or continued growth through 2032. ([ir.cewe.de](https://ir.cewe.de/en/news/cewe-achieves-all-targets-in-2025-and-aims-to-further-increase-revenue-and-earnings-in/70292c17-c943-xx.xx-bd11-4323b6ce54d8))
11. Paperback Printing Cost - Kindle Direct Publishing
    - Evidence informing the 2025 market-value input; displayed series and growth include calculations: The inspected U.S. paperback schedule charges USD xx.xx plus USD xx.xx per page for the specified regular-trim black-ink category. It provides a contemporary commercial price comparison for the assumed USD xx.xx self-publishing production receipt, not an observed historical price or volume.
    - Evidence informing the 2026 market-value input; displayed series and growth include calculations: The schedule distinguishes printing charges from royalties and retail list prices, supporting the production-receipt boundary used in the estimate.
12. European Book Publishing Statistics 2017
    - Evidence informing the 2017 market-value input; displayed series and growth include calculations: The association's primary survey reports approximately EUR xx.xx of European net publisher revenue for 2017, constraining the pre-pandemic demand level.
13. European Book Publishing Statistics 2019
    - Evidence informing the 2018 market-value input; displayed series and growth include calculations: The association reports approximately EUR xx.xx of publisher revenue for 2018.
    - Evidence informing the 2019 market-value input; displayed series and growth include calculations: The association reports approximately EUR xx.xx for 2019 and identifies a questionnaire change that limits exact comparability with earlier observations.
14. 2021 年新闻出版产业分析报告
    - Evidence informing the 2020 market-value input; displayed series and growth include calculations: The official report's 2021 comparison identifies a substantial rebound from 2020, constraining the pandemic-recovery bridge.
    - Evidence informing the 2021 market-value input; displayed series and growth include calculations: China reported xx.xx book copies or sheets in 2021, up xx.xx%; the report also distinguishes textbook output and reprints.
15. European Book Publishing Statistics 2023
    - Evidence informing the 2022 market-value input; displayed series and growth include calculations: European net publisher revenue was approximately EUR xx.xx in 2022; the association describes paper-cost pressure and price-led growth.

16. Foreign Exchange Rates - G.5A Annual, January 5, 2026
    - Evidence informing base-year allocation inputs; displayed values and growth are calculated: Official annual-average exchange-rate methodology supports the frozen common-USD conversion convention; it does not measure service demand. ([federalreserve.gov](https://www.federalreserve.gov/releases/g5a/xx.xx/))
    - Evidence informing forecast-year allocation inputs; displayed values and growth are calculated: Official annual-average exchange-rate methodology supports the frozen common-USD conversion convention; it does not measure service demand. ([federalreserve.gov](https://www.federalreserve.gov/releases/g5a/xx.xx/))
    - Evidence informing base-year allocation inputs; displayed values and growth are calculated: The annual currency-conversion convention prevents mixing local-currency demand inputs with USD allocation weights. ([federalreserve.gov](https://www.federalreserve.gov/releases/g5a/xx.xx/))
    - Evidence informing forecast-year allocation inputs; displayed values and growth are calculated: The annual currency-conversion convention prevents mixing local-currency demand inputs with USD allocation weights. ([federalreserve.gov](https://www.federalreserve.gov/releases/g5a/xx.xx/))
17. GCC Statistical Center - Education Statistics 2024 announcement, March 23, 2026
    - Evidence informing base-year allocation inputs; displayed values and growth are calculated: Approximately xx.xx general-school pupils constrain the regional educational customer pool; national apportionment and monetization are assumed. ([gccstat.org](https://www.gccstat.org/news/xx.xx))
    - Evidence informing forecast-year allocation inputs; displayed values and growth are calculated: Approximately xx.xx general-school pupils constrain the regional educational customer pool; national apportionment and monetization are assumed. ([gccstat.org](https://www.gccstat.org/news/xx.xx))
18. South African Book Publishing Industry Survey 2023-2024
    - Evidence informing base-year allocation inputs; displayed values and growth are calculated: The transparent national publisher survey supplies a regional commercial comparator, not an observed African printing-service total. ([publishsa.co.za](https://publishsa.co.za/wp-content/uploads/2025/xx.xx/South-African-Book-Publishing-Industry-Survey-2023-2024.pdf))
    - Evidence informing forecast-year allocation inputs; displayed values and growth are calculated: The transparent national publisher survey supplies a regional commercial comparator, not an observed African printing-service total. ([publishsa.co.za](https://publishsa.co.za/wp-content/uploads/2025/xx.xx/South-African-Book-Publishing-Industry-Survey-2023-2024.pdf))
19. Ministry of Education - Press conference release, December 17, 2024
    - Evidence informing base-year allocation inputs; displayed values and growth are calculated: The announced increase in annual NCERT textbook printing from xx.xx to xx.xx supports an educational-demand mechanism, not realized supplier receipts or the modeled forecast share. ([education.gov.in](https://www.education.gov.in/sites/upload_files/mhrd/files/PIB%20releae%20of%20the%20Press%20Conference%20held%20today.pdf))
    - Evidence informing forecast-year allocation inputs; displayed values and growth are calculated: The announced increase in annual NCERT textbook printing from xx.xx to xx.xx supports an educational-demand mechanism, not realized supplier receipts or the modeled forecast share. ([education.gov.in](https://www.education.gov.in/sites/upload_files/mhrd/files/PIB%20releae%20of%20the%20Press%20Conference%20held%20today.pdf))
20. Global Connect - Ingram Content Group
    - Evidence informing base-year allocation inputs; displayed values and growth are calculated: Agreement-dependent network access does not quantify Brazilian commissions or guarantee institutional awards. ([resources.ingramcontent.com](https://resources.ingramcontent.com/publishers/global-connect))
    - Evidence informing forecast-year allocation inputs; displayed values and growth are calculated: Agreement-dependent network access does not quantify Brazilian commissions or guarantee institutional awards. ([resources.ingramcontent.com](https://resources.ingramcontent.com/publishers/global-connect))

21. Paperback and Hardcover Distribution Rights - Kindle Direct Publishing
    - Evidence informing base-year allocation inputs; displayed values and growth are calculated: The marketplace-specific physical-book distribution restriction is not evidence of zero Mexican printing and packaging demand. ([kdp.amazon.com](https://kdp.amazon.com/en_US/help/topic/G201834280))
    - Evidence informing forecast-year allocation inputs; displayed values and growth are calculated: The marketplace-specific physical-book distribution restriction is not evidence of zero Mexican printing and packaging demand. ([kdp.amazon.com](https://kdp.amazon.com/en_US/help/topic/G201834280))
22. How Does Merchant Pricing Work for Ecommerce Stores? - Lulu Direct
    - Evidence informing base-year allocation inputs; displayed values and growth are calculated: The September 2026 merchant-pricing explanation identifies a USD xx.xx fulfillment fee and separates merchant retail receipts from payments for supplier production, shipping and taxes. The fee is a contemporary feasibility comparator, not verified 2025 penetration or a future charge.
    - Evidence informing forecast-year allocation inputs; displayed values and growth are calculated: The September 2026 merchant-pricing explanation identifies a USD xx.xx fulfillment fee and separates merchant retail receipts from payments for supplier production, shipping and taxes. The fee is a contemporary feasibility comparator, not verified 2025 penetration or a future charge.
23. Terms and Conditions - CPI Print Germany
    - Evidence informing base-year allocation inputs; displayed values and growth are calculated: Separate treatment of forwarding and storage responsibilities supports the eligible production-linked service boundary; contractual rights do not prove the assumed future fee-growth rate.
    - Evidence informing forecast-year allocation inputs; displayed values and growth are calculated: Separate treatment of forwarding and storage responsibilities supports the eligible production-linked service boundary; contractual rights do not prove the assumed future fee-growth rate.

7.4. Prepress Services

Table 15. Global Book Printing & Packaging Services Market Size, by Prepress Services, by Region, 2017-2040 (USD Million)

Region	2017	2024	2025	2026	2027	2032	2040	CAGR (%)
Africa	xx.xx	xx.xx	xx.xx	xx.xx	xx.xx	xx.xx	xx.xx	xx.xx
Asia-Pacific	xx.xx	xx.xx	xx.xx	xx.xx	xx.xx	xx.xx	xx.xx	xx.xx
Europe	xx.xx	xx.xx	xx.xx	xx.xx	xx.xx	xx.xx	xx.xx	xx.xx
Latin America	xx.xx	xx.xx	xx.xx	xx.xx	xx.xx	xx.xx	xx.xx	xx.xx
Middle East	xx.xx	xx.xx	xx.xx	xx.xx	xx.xx	xx.xx	xx.xx	xx.xx
North America	xx.xx	xx.xx	xx.xx	xx.xx	xx.xx	xx.xx	xx.xx	xx.xx
Total	**xx.xx**	**xx.xx**	**xx.xx**	**xx.xx**	**xx.xx**	**xx.xx**	**xx.xx**	**xx.xx**

Table 16. Global Book Printing & Packaging Services Market Size, by Prepress Services, by Group, 2017-2040 (USD Million)

Group	2017	2024	2025	2026	2027	2032	2040	CAGR (%)
ASEAN	xx.xx	xx.xx	xx.xx	xx.xx	xx.xx	xx.xx	xx.xx	xx.xx
BRICS	xx.xx	xx.xx	xx.xx	xx.xx	xx.xx	xx.xx	xx.xx	xx.xx
European Union	xx.xx	xx.xx	xx.xx	xx.xx	xx.xx	xx.xx	xx.xx	xx.xx
G7	xx.xx	xx.xx	xx.xx	xx.xx	xx.xx	xx.xx	xx.xx	xx.xx
GCC	xx.xx	xx.xx	xx.xx	xx.xx	xx.xx	xx.xx	xx.xx	xx.xx
NATO	xx.xx	xx.xx	xx.xx	xx.xx	xx.xx	xx.xx	xx.xx	xx.xx

Table 17. Global Book Printing & Packaging Services Market Size, by Prepress Services, by Country, 2017-2040 (USD Million)

Country	2017	2024	2025	2026	2027	2032	2040	CAGR (%)
Australia	xx.xx	xx.xx	xx.xx	xx.xx	xx.xx	xx.xx	xx.xx	xx.xx
Brazil	xx.xx	xx.xx	xx.xx	xx.xx	xx.xx	xx.xx	xx.xx	xx.xx
Canada	xx.xx	xx.xx	xx.xx	xx.xx	xx.xx	xx.xx	xx.xx	xx.xx
China	xx.xx	xx.xx	xx.xx	xx.xx	xx.xx	xx.xx	xx.xx	xx.xx
France	xx.xx	xx.xx	xx.xx	xx.xx	xx.xx	xx.xx	xx.xx	xx.xx
Germany	xx.xx	xx.xx	xx.xx	xx.xx	xx.xx	xx.xx	xx.xx	xx.xx
India	xx.xx	xx.xx	xx.xx	xx.xx	xx.xx	xx.xx	xx.xx	xx.xx
Italy	xx.xx	xx.xx	xx.xx	xx.xx	xx.xx	xx.xx	xx.xx	xx.xx
Japan	xx.xx	xx.xx	xx.xx	xx.xx	xx.xx	xx.xx	xx.xx	xx.xx
Mexico	xx.xx	xx.xx	xx.xx	xx.xx	xx.xx	xx.xx	xx.xx	xx.xx
Russia	xx.xx	xx.xx	xx.xx	xx.xx	xx.xx	xx.xx	xx.xx	xx.xx
South Korea	xx.xx	xx.xx	xx.xx	xx.xx	xx.xx	xx.xx	xx.xx	xx.xx
Spain	xx.xx	xx.xx	xx.xx	xx.xx	xx.xx	xx.xx	xx.xx	xx.xx
United Kingdom	xx.xx	xx.xx	xx.xx	xx.xx	xx.xx	xx.xx	xx.xx	xx.xx
United States	xx.xx	xx.xx	xx.xx	xx.xx	xx.xx	xx.xx	xx.xx	xx.xx
Others	xx.xx	xx.xx	xx.xx	xx.xx	xx.xx	xx.xx	xx.xx	xx.xx
Total	**xx.xx**	**xx.xx**	**xx.xx**	**xx.xx**	**xx.xx**	**xx.xx**	**xx.xx**	**xx.xx**

Sources & Evidence

1. 2022 North American Industry Classification System - United States
   - Taxonomy evidence: The support-activities class recognizes production preparation services. ([census.gov](https://www.census.gov/naics/reference_files_tools/2022_NAICS_Manual.pdf))

2. UNSD - ISIC Rev. 4, Code 1812: Service Activities Related to Printing
   · Taxonomy evidence: Recognized preparation services include typesetting, prepress data work, printing-form preparation, and proofs.
   ([unstats.un.org](https://unstats.un.org/unsd/classifications/Econ/Detail/EN/xx.xx/xx.xx))
3. European Book Publishing Statistics 2024
   · Evidence informing the 2024 market-value input; displayed series and growth include calculations: European publishers reported approximately EUR xx.xx of net book-sales revenue in 2024. The disclosed ebook and audiobook proportions inform the modeled xx.xx% physical-book revenue proportion; publisher revenue is an input, not printing-service revenue.
   · Evidence informing the 2025 market-value input; displayed series and growth include calculations: The 2024 publisher-revenue and format observations provide the European demand input carried into the 2025 estimate.
   · Evidence informing base-year allocation inputs; displayed values and growth are calculated: EUR xx.xx of 2024 publisher revenue and weakening physical volumes constrain the European demand weight and forecast, not directly observed service shares.
   ([fep-fee.eu](https://www.fep-fee.eu/European-Book-Publishing-Statistics-2024))
   · Evidence informing forecast-year allocation inputs; displayed values and growth are calculated: EUR xx.xx of 2024 publisher revenue and weakening physical volumes constrain the European demand weight and forecast, not directly observed service shares.
   ([fep-fee.eu](https://www.fep-fee.eu/European-Book-Publishing-Statistics-2024))

4. The Global Publishing Industry in 2022

- Evidence informing the 2024 market-value input; displayed series and growth include calculations: Table xx.xx supplies country-level publishing revenues and identifies differences between retail-value, publisher-revenue, print-only and prior-year observations. Selected non-European country observations are adjusted for physical formats and period before estimating production spending.
- Evidence informing the 2025 market-value input; displayed series and growth include calculations: The selected country observations contribute to the demand pool underlying the 2025 working estimate. Nielsen retail datasets elsewhere in the publication are not used.
- Evidence informing base-year allocation inputs; displayed values and growth are calculated: Country revenue/format proxies constrain commissioning weights. ([wipo.int](https://www.wipo.int/edocs/pubdocs/en/wipo-pub-xx.xx-2023-xx.xx-en-the-global-publishing-industry-in-2022.pdf))
- Evidence informing forecast-year allocation inputs; displayed values and growth are calculated: Country revenue/format proxies constrain commissioning weights. ([wipo.int](https://www.wipo.int/edocs/pubdocs/en/wipo-pub-xx.xx-2023-xx.xx-en-the-global-publishing-industry-in-2022.pdf))
- Evidence informing base-year allocation inputs; displayed values and growth are calculated: Revenue and registration proxies constrain allocation. ([wipo.int](https://www.wipo.int/edocs/pubdocs/en/wipo-pub-xx.xx-2023-xx.xx-en-the-global-publishing-industry-in-2022.pdf))
- Evidence informing forecast-year allocation inputs; displayed values and growth are calculated: Revenue and registration proxies constrain allocation. ([wipo.int](https://www.wipo.int/edocs/pubdocs/en/wipo-pub-xx.xx-2023-xx.xx-en-the-global-publishing-industry-in-2022.pdf))
- Evidence informing base-year allocation inputs; displayed values and growth are calculated: Revenue, format and title proxies constrain allocation. ([wipo.int](https://www.wipo.int/edocs/pubdocs/en/wipo-pub-xx.xx-2023-xx.xx-en-the-global-publishing-industry-in-2022.pdf))
- Evidence informing forecast-year allocation inputs; displayed values and growth are calculated: Revenue, format and title proxies constrain allocation. ([wipo.int](https://www.wipo.int/edocs/pubdocs/en/wipo-pub-xx.xx-2023-xx.xx-en-the-global-publishing-industry-in-2022.pdf))
- Evidence informing base-year allocation inputs; displayed values and growth are calculated: Turkish revenue constrains regional commissioning scale. ([wipo.int](https://www.wipo.int/edocs/pubdocs/en/wipo-pub-xx.xx-2023-xx.xx-en-the-global-publishing-industry-in-2022.pdf))
- Evidence informing forecast-year allocation inputs; displayed values and growth are calculated: Turkish revenue constrains regional commissioning scale. ([wipo.int](https://www.wipo.int/edocs/pubdocs/en/wipo-pub-xx.xx-2023-xx.xx-en-the-global-publishing-industry-in-2022.pdf))
- Evidence informing base-year allocation inputs; displayed values and growth are calculated: Nigerian registration activity supplies a modeled-demand input. ([wipo.int](https://www.wipo.int/edocs/pubdocs/en/wipo-pub-xx.xx-2023-xx.xx-en-the-global-publishing-industry-in-2022.pdf))
- Evidence informing forecast-year allocation inputs; displayed values and growth are calculated: Nigerian registration activity supplies a modeled-demand input. ([wipo.int](https://www.wipo.int/edocs/pubdocs/en/wipo-pub-xx.xx-2023-xx.xx-en-the-global-publishing-industry-in-2022.pdf))
- Evidence informing base-year allocation inputs; displayed values and growth are calculated: Country revenue, format and registration proxies constrain allocation. ([wipo.int](https://www.wipo.int/edocs/pubdocs/en/wipo-pub-xx.xx-2023-xx.xx-en-the-global-publishing-industry-in-2022.pdf))
- Evidence informing forecast-year allocation inputs; displayed values and growth are calculated: Country revenue, format and registration proxies constrain allocation. ([wipo.int](https://www.wipo.int/edocs/pubdocs/en/wipo-pub-xx.xx-2023-xx.xx-en-the-global-publishing-industry-in-2022.pdf))

5. 2024 年新闻出版统计公报

   · Evidence informing the 2024 market-value input; displayed series and growth include calculations: For 2024, the official table reports xx.xx book copies or sheets and CNY xx.xx of book-publishing revenue. These constrain the demand bridge and historical contraction, rather than directly measuring printing-service sales.

   · Evidence informing the 2025 market-value input; displayed series and growth include calculations: The 2024 book-publishing observation supplies the Chinese demand primitive for the 2025 model.

   · Evidence informing base-year allocation inputs; displayed values and growth are calculated: 2024 book-publishing revenue of CNY xx.xx supplies the physical-demand proxy; reported output contraction qualifies growth assumptions. ([nppa.gov.cn](https://www.nppa.gov.cn/xxgk/fdzdgknr/tjxx/xx.xx/P020251218382424228218.pdf))

   · Evidence informing forecast-year allocation inputs; displayed values and growth are calculated: 2024 book-publishing revenue of CNY xx.xx supplies the physical-demand proxy; reported output contraction qualifies growth assumptions. ([nppa.gov.cn](https://www.nppa.gov.cn/xxgk/fdzdgknr/tjxx/xx.xx/P020251218382424228218.pdf))

   · Evidence informing base-year allocation inputs; displayed values and growth are calculated: The Chinese book-publishing observation is a major regional demand input, distinct from all printing and packaging industry revenue. ([nppa.gov.cn](https://www.nppa.gov.cn/xxgk/fdzdgknr/tjxx/xx.xx/P020251218382424228218.pdf))

   · Evidence informing forecast-year allocation inputs; displayed values and growth are calculated: The Chinese book-publishing observation is a major regional demand input, distinct from all printing and packaging industry revenue. ([nppa.gov.cn](https://www.nppa.gov.cn/xxgk/fdzdgknr/tjxx/xx.xx/P020251218382424228218.pdf))

6. Foreign Exchange Rates - G.5A Annual, January 5, 2026

   · Evidence informing the 2024 market-value input; displayed series and growth include calculations: The official 2024 annual-average conversion inputs are USD xx.xx per EUR, CNY xx.xx per USD and CAD xx.xx per USD.

   · Evidence informing the 2025 market-value input; displayed series and growth include calculations: The exchange-rate table establishes the conversion basis of the preceding-year demand inputs used in the 2025 estimate; subsequent effective-USD price assumptions are modeled separately.

7. Book publishing industry, 2024 - Statistics Canada

   · Evidence informing the 2024 market-value input; displayed series and growth include calculations: Canadian publishers reported CAD xx.xx of print sales outside the online category and CAD xx.xx of online print sales in 2024. Their sum, rather than total operating revenue, supplies the physical-book demand input.

   · Evidence informing the 2025 market-value input; displayed series and growth include calculations: Reported cost of goods sold of CAD xx.xx, up CAD xx.xx from 2022, supplies a cost-pressure cross-check, not a directly attributable printing-services total.

   · Evidence informing base-year allocation inputs; displayed values and growth are calculated: CAD xx.xx plus CAD xx.xx of print sales supplies a physical-book commissioning proxy; digital growth constrains the forecast mix. ([www150.statcan.gc.ca](https://www150.statcan.gc.ca/n1/daily-quotidien/xx.xx/dq260205b-eng.pdf))

   · Evidence informing forecast-year allocation inputs; displayed values and growth are calculated: CAD xx.xx plus CAD xx.xx of print sales supplies a physical-book commissioning proxy; digital growth constrains the forecast mix. ([www150.statcan.gc.ca](https://www150.statcan.gc.ca/n1/daily-quotidien/xx.xx/dq260205b-eng.pdf))

   · Evidence informing base-year allocation inputs; displayed values and growth are calculated: The Canadian physical-book input contributes to the North American demand index; it is publisher revenue, not service receipts. ([www150.statcan.gc.ca](https://www150.statcan.gc.ca/n1/daily-quotidien/xx.xx/dq260205b-eng.pdf))

   · Evidence informing forecast-year allocation inputs; displayed values and growth are calculated: The Canadian physical-book input contributes to the North American demand index; it is publisher revenue, not service receipts. ([www150.statcan.gc.ca](https://www150.statcan.gc.ca/n1/daily-quotidien/xx.xx/dq260205b-eng.pdf))

8. U.S. Census Bureau - Books Printing: Shipments, annual table
   - Evidence informing the 2017 market-value input; displayed series and growth include calculations: U.S. books-printing shipments were USD xx.xx in 2017; this is a national production anchor for the historical model.
   - Evidence informing the 2018 market-value input; displayed series and growth include calculations: U.S. books-printing shipments were USD xx.xx in 2018.
   - Evidence informing the 2019 market-value input; displayed series and growth include calculations: U.S. books-printing shipments were USD xx.xx in 2019.
   - Evidence informing the 2020 market-value input; displayed series and growth include calculations: U.S. books-printing shipments were USD xx.xx in 2020.
   - Evidence informing the 2021 market-value input; displayed series and growth include calculations: U.S. books-printing shipments were USD xx.xx in 2021.
   - Evidence informing the 2022 market-value input; displayed series and growth include calculations: U.S. books-printing shipments were USD xx.xx in 2022.
   - Evidence informing the 2024 market-value input; displayed series and growth include calculations: U.S. books-printing shipments were USD xx.xx in 2024. This national industrial measure is narrower than the composite global service boundary.
9. U.S. Census Bureau - Book Publishers, All Establishments: Revenue, annual table
   - Evidence informing the 2024 market-value input; displayed series and growth include calculations: The Census annual series reports USD xx.xx of U.S. book-publisher revenue for 2024. A modeled xx.xx% physical-book proportion excludes digital and other adjacent receipts.
   - Evidence informing the 2025 market-value input; displayed series and growth include calculations: The 2024 Census observation replaces an older survey-based U.S. revenue bridge in the demand pool underlying 2025.
   - Evidence informing base-year allocation inputs; displayed values and growth are calculated: The official Census revenue-series page defines the publisher-receipt measure underlying the retained U.S. input; the exact 2024 cell was not independently re-extracted. ([fred.stlouisfed.org](https://fred.stlouisfed.org/data/AIES51113RCT00US))
   - Evidence informing forecast-year allocation inputs; displayed values and growth are calculated: The official Census revenue-series page defines the publisher-receipt measure underlying the retained U.S. input; the exact 2024 cell was not independently re-extracted. ([fred.stlouisfed.org](https://fred.stlouisfed.org/data/AIES51113RCT00US))
10. Scholastic Corporation - Form 10-K for the year ended May 31, 2025
    - Evidence informing the 2024 market-value input; displayed series and growth include calculations: Scholastic's fiscal 2024 product, service, production and inventory-reserve costs were xx.xx% of revenue; postage, freight, shipping, fulfillment and other costs were xx.xx%. These broad categories constrain, but do not directly establish, eligible outsourced-service spending.
    - Evidence informing the 2025 market-value input; displayed series and growth include calculations: The corresponding fiscal 2025 proportions were xx.xx% and xx.xx%. Royalties and prepublication amortization are separately disclosed, allowing their exclusion from the service-market bridge.
    - Evidence informing base-year allocation inputs; displayed values and growth are calculated: Prepublication amortization is disclosed separately from production costs, supporting exclusion of adjacent amortization rather than equating it with externally purchased prepress.
    - Evidence informing forecast-year allocation inputs; displayed values and growth are calculated: Prepublication amortization is disclosed separately from production costs, supporting exclusion of adjacent amortization rather than equating it with externally purchased prepress.

11. CEWE achieves all targets in 2025 and aims to further increase revenue and earnings in 2026

- Evidence informing the 2025 market-value input; displayed series and growth include calculations: CEWE reported xx.xx CEWE PHOTOBOOK copies in 2025 versus xx.xx in 2024, supporting a positive specialty-book volume assumption without establishing global adoption.
- Evidence informing the 2026 market-value input; displayed series and growth include calculations: Observed 2025 photobook growth informs the specialty-demand assumption for 2026; the market value remains modeled.
- Evidence informing the 2032 market-value input; displayed series and growth include calculations: The observed specialty-book activity is a starting condition for the forecast, not independent proof of continued growth through 2032.
- Evidence informing the 2040 market-value input; displayed series and growth include calculations: The forecast explicitly slows specialty-demand growth after 2032; this source supplies the initial commercial observation, not the long-term growth rate.
- Evidence informing base-year allocation inputs; displayed values and growth are calculated: Company photobook activity constrains the materiality of specialty commissions; it does not establish the modeled European specialty multiplier or continued growth through 2032. ([ir.cewe.de](https://ir.cewe.de/en/news/cewe-achieves-all-targets-in-2025-and-aims-to-further-increase-revenue-and-earnings-in/70292c17-c943-xx.xx-bd11-4323b6ce54d8))
- Evidence informing forecast-year allocation inputs; displayed values and growth are calculated: Company photobook activity constrains the materiality of specialty commissions; it does not establish the modeled European specialty multiplier or continued growth through 2032. ([ir.cewe.de](https://ir.cewe.de/en/news/cewe-achieves-all-targets-in-2025-and-aims-to-further-increase-revenue-and-earnings-in/70292c17-c943-xx.xx-bd11-4323b6ce54d8))

12. Paperback Printing Cost - Kindle Direct Publishing

- Evidence informing the 2025 market-value input; displayed series and growth include calculations: The inspected U.S. paperback schedule charges USD xx.xx plus USD xx.xx per page for the specified regular-trim black-ink category. It provides a contemporary commercial price comparison for the assumed USD xx.xx self-publishing production receipt, not an observed historical price or volume.
- Evidence informing the 2026 market-value input; displayed series and growth include calculations: The schedule distinguishes printing charges from royalties and retail list prices, supporting the production-receipt boundary used in the estimate.

13. European Book Publishing Statistics 2017

- Evidence informing the 2017 market-value input; displayed series and growth include calculations: The association's primary survey reports approximately EUR xx.xx of European net publisher revenue for 2017, constraining the pre-pandemic demand level.

14. European Book Publishing Statistics 2019

- Evidence informing the 2018 market-value input; displayed series and growth include calculations: The association reports approximately EUR xx.xx of publisher revenue for 2018.
- Evidence informing the 2019 market-value input; displayed series and growth include calculations: The association reports approximately EUR xx.xx for 2019 and identifies a questionnaire change that limits exact comparability with earlier observations.

15. 2021 年新闻出版产业分析报告

- Evidence informing the 2020 market-value input; displayed series and growth include calculations: The official report's 2021 comparison identifies a substantial rebound from 2020, constraining the pandemic-recovery bridge.
- Evidence informing the 2021 market-value input; displayed series and growth include calculations: China reported xx.xx book copies or sheets in 2021, up xx.xx%; the report also distinguishes textbook output and reprints.

16. European Book Publishing Statistics 2023

- Evidence informing the 2022 market-value input; displayed series and growth include calculations: European net publisher revenue was approximately EUR xx.xx in 2022; the association describes paper-cost pressure and price-led growth.

17. Foreign Exchange Rates - G.5A Annual, January 5, 2026
    - Evidence informing base-year allocation inputs; displayed values and growth are calculated: Official annual-average exchange-rate methodology supports the frozen common-USD conversion convention; it does not measure service demand. ([federalreserve.gov](https://www.federalreserve.gov/releases/g5a/xx.xx/))
    - Evidence informing forecast-year allocation inputs; displayed values and growth are calculated: Official annual-average exchange-rate methodology supports the frozen common-USD conversion convention; it does not measure service demand. ([federalreserve.gov](https://www.federalreserve.gov/releases/g5a/xx.xx/))
    - Evidence informing base-year allocation inputs; displayed values and growth are calculated: The annual currency-conversion convention prevents mixing local-currency demand inputs with USD allocation weights. ([federalreserve.gov](https://www.federalreserve.gov/releases/g5a/xx.xx/))
    - Evidence informing forecast-year allocation inputs; displayed values and growth are calculated: The annual currency-conversion convention prevents mixing local-currency demand inputs with USD allocation weights. ([federalreserve.gov](https://www.federalreserve.gov/releases/g5a/xx.xx/))
18. GCC Statistical Center - Education Statistics 2024 announcement, March 23, 2026
    - Evidence informing base-year allocation inputs; displayed values and growth are calculated: Approximately xx.xx general-school pupils constrain the regional educational customer pool; national apportionment and monetization are assumed. ([gccstat.org](https://www.gccstat.org/news/xx.xx))
    - Evidence informing forecast-year allocation inputs; displayed values and growth are calculated: Approximately xx.xx general-school pupils constrain the regional educational customer pool; national apportionment and monetization are assumed. ([gccstat.org](https://www.gccstat.org/news/xx.xx))
19. South African Book Publishing Industry Survey 2023-2024
    - Evidence informing base-year allocation inputs; displayed values and growth are calculated: The transparent national publisher survey supplies a regional commercial comparator, not an observed African printing-service total. ([publishsa.co.za](https://publishsa.co.za/wp-content/uploads/2025/xx.xx/South-African-Book-Publishing-Industry-Survey-2023-2024.pdf))
    - Evidence informing forecast-year allocation inputs; displayed values and growth are calculated: The transparent national publisher survey supplies a regional commercial comparator, not an observed African printing-service total. ([publishsa.co.za](https://publishsa.co.za/wp-content/uploads/2025/xx.xx/South-African-Book-Publishing-Industry-Survey-2023-2024.pdf))
20. Ministry of Education - Press conference release, December 17, 2024
    - Evidence informing base-year allocation inputs; displayed values and growth are calculated: The announced increase in annual NCERT textbook printing from xx.xx to xx.xx supports an educational-demand mechanism, not realized supplier receipts or the modeled forecast share. ([education.gov.in](https://www.education.gov.in/sites/upload_files/mhrd/files/PIB%20releae%20of%20the%20Press%20Conference%20held%20today.pdf))
    - Evidence informing forecast-year allocation inputs; displayed values and growth are calculated: The announced increase in annual NCERT textbook printing from xx.xx to xx.xx supports an educational-demand mechanism, not realized supplier receipts or the modeled forecast share. ([education.gov.in](https://www.education.gov.in/sites/upload_files/mhrd/files/PIB%20releae%20of%20the%20Press%20Conference%20held%20today.pdf))
21. Global Connect - Ingram Content Group
    - Evidence informing base-year allocation inputs; displayed values and growth are calculated: Agreement-dependent network access does not quantify Brazilian commissions or guarantee institutional awards. ([resources.ingramcontent.com](https://resources.ingramcontent.com/publishers/global-connect))
    - Evidence informing forecast-year allocation inputs; displayed values and growth are calculated: Agreement-dependent network access does not quantify Brazilian commissions or guarantee institutional awards. ([resources.ingramcontent.com](https://resources.ingramcontent.com/publishers/global-connect))

22. Paperback and Hardcover Distribution Rights - Kindle Direct Publishing
    - Evidence informing base-year allocation inputs; displayed values and growth are calculated: The marketplace-specific physical-book distribution restriction is not evidence of zero Mexican printing and packaging demand. ([kdp.amazon.com](https://kdp.amazon.com/en_US/help/topic/G201834280))
    - Evidence informing forecast-year allocation inputs; displayed values and growth are calculated: The marketplace-specific physical-book distribution restriction is not evidence of zero Mexican printing and packaging demand. ([kdp.amazon.com](https://kdp.amazon.com/en_US/help/topic/G201834280))
23. User Fees - University of Wisconsin-Milwaukee Print & Copy Services
    - Evidence informing base-year allocation inputs; displayed values and growth are calculated: The university service schedule separately prices preflight/prepress preparation at USD xx.xx per hour, establishing a paid preparation activity rather than an automatic component of every printing-platform purchase.
    - Evidence informing forecast-year allocation inputs; displayed values and growth are calculated: The university service schedule separately prices preflight/prepress preparation at USD xx.xx per hour, establishing a paid preparation activity rather than an automatic component of every printing-platform purchase.
24. Optional Book Publishing Services - InstantPublisher
    - Evidence informing base-year allocation inputs; displayed values and growth are calculated: The provider lists layout/typesetting at USD xx.xx per page with a USD xx.xx minimum. This supports the preparation-spending feasibility check, with purchase incidence and copies per job remaining assumptions.
    - Evidence informing forecast-year allocation inputs; displayed values and growth are calculated: The provider lists layout/typesetting at USD xx.xx per page with a USD xx.xx minimum. This supports the preparation-spending feasibility check, with purchase incidence and copies per job remaining assumptions.
25. Frequently Asked Questions - IngramSpark
    - Evidence informing base-year allocation inputs; displayed values and growth are calculated: IngramSpark states that it does not provide editing, typesetting or design services. This counterexample prevents treating all platform manufacturing commissions as purchases of professional preparation services.
    - Evidence informing forecast-year allocation inputs; displayed values and growth are calculated: IngramSpark states that it does not provide editing, typesetting or design services. This counterexample prevents treating all platform manufacturing commissions as purchases of professional preparation services.

7.5. Book Packaging Production

Table 18. Global Book Printing & Packaging Services Market Size, by Book Packaging Production, by Region, 2017-2040 (USD Million)

Region	2017	2024	2025	2026	2027	2032	2040	CAGR (%)
Africa	xx.xx	xx.xx	xx.xx	xx.xx	xx.xx	xx.xx	xx.xx	xx.xx
Asia-Pacific	xx.xx	xx.xx	xx.xx	xx.xx	xx.xx	xx.xx	xx.xx	xx.xx
Europe	xx.xx	xx.xx	xx.xx	xx.xx	xx.xx	xx.xx	xx.xx	xx.xx
Latin America	xx.xx	xx.xx	xx.xx	xx.xx	xx.xx	xx.xx	xx.xx	xx.xx
Middle East	xx.xx	xx.xx	xx.xx	xx.xx	xx.xx	xx.xx	xx.xx	xx.xx
North America	xx.xx	xx.xx	xx.xx	xx.xx	xx.xx	xx.xx	xx.xx	xx.xx
Total	**xx.xx**	**xx.xx**	**xx.xx**	**xx.xx**	**xx.xx**	**xx.xx**	**xx.xx**	**xx.xx**

Table 19. Global Book Printing & Packaging Services Market Size, by Book Packaging Production, by Group, 2017-2040 (USD Million)

Group	2017	2024	2025	2026	2027	2032	2040	CAGR (%)
ASEAN	xx.xx	xx.xx	xx.xx	xx.xx	xx.xx	xx.xx	xx.xx	xx.xx
BRICS	xx.xx	xx.xx	xx.xx	xx.xx	xx.xx	xx.xx	xx.xx	xx.xx
European Union	xx.xx	xx.xx	xx.xx	xx.xx	xx.xx	xx.xx	xx.xx	xx.xx
G7	xx.xx	xx.xx	xx.xx	xx.xx	xx.xx	xx.xx	xx.xx	xx.xx
GCC	xx.xx	xx.xx	xx.xx	xx.xx	xx.xx	xx.xx	xx.xx	xx.xx
NATO	xx.xx	xx.xx	xx.xx	xx.xx	xx.xx	xx.xx	xx.xx	xx.xx

Table 20. Global Book Printing & Packaging Services Market Size, by Book Packaging Production, by Country, 2017-2040 (USD Million)

Country	2017	2024	2025	2026	2027	2032	2040	CAGR (%)
Australia	xx.xx	xx.xx	xx.xx	xx.xx	xx.xx	xx.xx	xx.xx	xx.xx
Brazil	xx.xx	xx.xx	xx.xx	xx.xx	xx.xx	xx.xx	xx.xx	xx.xx
Canada	xx.xx	xx.xx	xx.xx	xx.xx	xx.xx	xx.xx	xx.xx	xx.xx
China	xx.xx	xx.xx	xx.xx	xx.xx	xx.xx	xx.xx	xx.xx	xx.xx
France	xx.xx	xx.xx	xx.xx	xx.xx	xx.xx	xx.xx	xx.xx	xx.xx
Germany	xx.xx	xx.xx	xx.xx	xx.xx	xx.xx	xx.xx	xx.xx	xx.xx
India	xx.xx	xx.xx	xx.xx	xx.xx	xx.xx	xx.xx	xx.xx	xx.xx
Italy	xx.xx	xx.xx	xx.xx	xx.xx	xx.xx	xx.xx	xx.xx	xx.xx
Japan	xx.xx	xx.xx	xx.xx	xx.xx	xx.xx	xx.xx	xx.xx	xx.xx
Mexico	xx.xx	xx.xx	xx.xx	xx.xx	xx.xx	xx.xx	xx.xx	xx.xx
Russia	xx.xx	xx.xx	xx.xx	xx.xx	xx.xx	xx.xx	xx.xx	xx.xx
South Korea	xx.xx	xx.xx	xx.xx	xx.xx	xx.xx	xx.xx	xx.xx	xx.xx
Spain	xx.xx	xx.xx	xx.xx	xx.xx	xx.xx	xx.xx	xx.xx	xx.xx
United Kingdom	xx.xx	xx.xx	xx.xx	xx.xx	xx.xx	xx.xx	xx.xx	xx.xx
United States	xx.xx	xx.xx	xx.xx	xx.xx	xx.xx	xx.xx	xx.xx	xx.xx
Others	xx.xx	xx.xx	xx.xx	xx.xx	xx.xx	xx.xx	xx.xx	xx.xx
Total	**xx.xx**	**xx.xx**	**xx.xx**	**xx.xx**	**xx.xx**	**xx.xx**	**xx.xx**	**xx.xx**

Sources & Evidence

1. U.S. Census Bureau - 2022 Economic Census, Books Printing Questionnaire MC-32312

   · Taxonomy evidence: The questionnaire separately identifies rigid paperboard-box manufacturing rather than treating every receipt as book printing. ([bhs.econ.census.gov](https://bhs.econ.census.gov/ombpdfs2022/export/2022_MC-32312_su.pdf))

2. Scottish Government - Print and Associated Services Framework, Lot 1 Buyer Guide: Framework Objectives
   · Taxonomy evidence: Printed packaging and paper-over-board slipcases are identified deliverables. ([gov.scot](https://www.gov.scot/publications/procurement-framework-agreement-for-print-and-associated-services-2023-lot-xx.xx-buyer-guide/pages/framework-overview/))
   · Taxonomy evidence: The framework includes printed packaging and paper-over-board slipcases among deliverables. ([gov.scot](https://www.gov.scot/publications/procurement-framework-agreement-for-print-and-associated-services-2023-lot-xx.xx-buyer-guide/pages/framework-overview/))
3. European Book Publishing Statistics 2024
   · Evidence informing the 2024 market-value input; displayed series and growth include calculations: European publishers reported approximately EUR xx.xx of net book-sales revenue in 2024. The disclosed ebook and audiobook proportions inform the modeled xx.xx% physical-book revenue proportion; publisher revenue is an input, not printing-service revenue.
   · Evidence informing the 2025 market-value input; displayed series and growth include calculations: The 2024 publisher-revenue and format observations provide the European demand input carried into the 2025 estimate.
   · Evidence informing base-year allocation inputs; displayed values and growth are calculated: EUR xx.xx of 2024 publisher revenue and weakening physical volumes constrain the European demand weight and forecast, not directly observed service shares. ([fep-fee.eu](https://www.fep-fee.eu/European-Book-Publishing-Statistics-2024))
   · Evidence informing forecast-year allocation inputs; displayed values and growth are calculated: EUR xx.xx of 2024 publisher revenue and weakening physical volumes constrain the European demand weight and forecast, not directly observed service shares. ([fep-fee.eu](https://www.fep-fee.eu/European-Book-Publishing-Statistics-2024))

4. The Global Publishing Industry in 2022

- Evidence informing the 2024 market-value input; displayed series and growth include calculations: Table xx.xx supplies country-level publishing revenues and identifies differences between retail-value, publisher-revenue, print-only and prior-year observations. Selected non-European country observations are adjusted for physical formats and period before estimating production spending.
- Evidence informing the 2025 market-value input; displayed series and growth include calculations: The selected country observations contribute to the demand pool underlying the 2025 working estimate. Nielsen retail datasets elsewhere in the publication are not used.
- Evidence informing base-year allocation inputs; displayed values and growth are calculated: Country revenue/format proxies constrain commissioning weights. ([wipo.int](https://www.wipo.int/edocs/pubdocs/en/wipo-pub-xx.xx-2023-xx.xx-en-the-global-publishing-industry-in-2022.pdf))
- Evidence informing forecast-year allocation inputs; displayed values and growth are calculated: Country revenue/format proxies constrain commissioning weights. ([wipo.int](https://www.wipo.int/edocs/pubdocs/en/wipo-pub-xx.xx-2023-xx.xx-en-the-global-publishing-industry-in-2022.pdf))
- Evidence informing base-year allocation inputs; displayed values and growth are calculated: Revenue and registration proxies constrain allocation. ([wipo.int](https://www.wipo.int/edocs/pubdocs/en/wipo-pub-xx.xx-2023-xx.xx-en-the-global-publishing-industry-in-2022.pdf))
- Evidence informing forecast-year allocation inputs; displayed values and growth are calculated: Revenue and registration proxies constrain allocation. ([wipo.int](https://www.wipo.int/edocs/pubdocs/en/wipo-pub-xx.xx-2023-xx.xx-en-the-global-publishing-industry-in-2022.pdf))
- Evidence informing base-year allocation inputs; displayed values and growth are calculated: Revenue, format and title proxies constrain allocation. ([wipo.int](https://www.wipo.int/edocs/pubdocs/en/wipo-pub-xx.xx-2023-xx.xx-en-the-global-publishing-industry-in-2022.pdf))
- Evidence informing forecast-year allocation inputs; displayed values and growth are calculated: Revenue, format and title proxies constrain allocation. ([wipo.int](https://www.wipo.int/edocs/pubdocs/en/wipo-pub-xx.xx-2023-xx.xx-en-the-global-publishing-industry-in-2022.pdf))
- Evidence informing base-year allocation inputs; displayed values and growth are calculated: Turkish revenue constrains regional commissioning scale. ([wipo.int](https://www.wipo.int/edocs/pubdocs/en/wipo-pub-xx.xx-2023-xx.xx-en-the-global-publishing-industry-in-2022.pdf))
- Evidence informing forecast-year allocation inputs; displayed values and growth are calculated: Turkish revenue constrains regional commissioning scale. ([wipo.int](https://www.wipo.int/edocs/pubdocs/en/wipo-pub-xx.xx-2023-xx.xx-en-the-global-publishing-industry-in-2022.pdf))
- Evidence informing base-year allocation inputs; displayed values and growth are calculated: Nigerian registration activity supplies a modeled-demand input. ([wipo.int](https://www.wipo.int/edocs/pubdocs/en/wipo-pub-xx.xx-2023-xx.xx-en-the-global-publishing-industry-in-2022.pdf))
- Evidence informing forecast-year allocation inputs; displayed values and growth are calculated: Nigerian registration activity supplies a modeled-demand input. ([wipo.int](https://www.wipo.int/edocs/pubdocs/en/wipo-pub-xx.xx-2023-xx.xx-en-the-global-publishing-industry-in-2022.pdf))
- Evidence informing base-year allocation inputs; displayed values and growth are calculated: Country revenue, format and registration proxies constrain allocation. ([wipo.int](https://www.wipo.int/edocs/pubdocs/en/wipo-pub-xx.xx-2023-xx.xx-en-the-global-publishing-industry-in-2022.pdf))
- Evidence informing forecast-year allocation inputs; displayed values and growth are calculated: Country revenue, format and registration proxies constrain allocation. ([wipo.int](https://www.wipo.int/edocs/pubdocs/en/wipo-pub-xx.xx-2023-xx.xx-en-the-global-publishing-industry-in-2022.pdf))

5. 2024 年新闻出版统计公报

· Evidence informing the 2024 market-value input; displayed series and growth include calculations: For 2024, the official table reports xx.xx book copies or sheets and CNY xx.xx of book-publishing revenue. These constrain the demand bridge and historical contraction, rather than directly measuring printing-service sales.

· Evidence informing the 2025 market-value input; displayed series and growth include calculations: The 2024 book-publishing observation supplies the Chinese demand primitive for the 2025 model.

· Evidence informing base-year allocation inputs; displayed values and growth are calculated: 2024 book-publishing revenue of CNY xx.xx supplies the physical-demand proxy; reported output contraction qualifies growth assumptions. ([nppa.gov.cn](https://www.nppa.gov.cn/xxgk/fdzdgknr/tjxx/xx.xx/P020251218382424228218.pdf))

· Evidence informing forecast-year allocation inputs; displayed values and growth are calculated: 2024 book-publishing revenue of CNY xx.xx supplies the physical-demand proxy; reported output contraction qualifies growth assumptions. ([nppa.gov.cn](https://www.nppa.gov.cn/xxgk/fdzdgknr/tjxx/xx.xx/P020251218382424228218.pdf))

· Evidence informing base-year allocation inputs; displayed values and growth are calculated: The Chinese book-publishing observation is a major regional demand input, distinct from all printing and packaging industry revenue. ([nppa.gov.cn](https://www.nppa.gov.cn/xxgk/fdzdgknr/tjxx/xx.xx/P020251218382424228218.pdf))

· Evidence informing forecast-year allocation inputs; displayed values and growth are calculated: The Chinese book-publishing observation is a major regional demand input, distinct from all printing and packaging industry revenue. ([nppa.gov.cn](https://www.nppa.gov.cn/xxgk/fdzdgknr/tjxx/xx.xx/P020251218382424228218.pdf))

6. Foreign Exchange Rates - G.5A Annual, January 5, 2026

· Evidence informing the 2024 market-value input; displayed series and growth include calculations: The official 2024 annual-average conversion inputs are USD xx.xx per EUR, CNY xx.xx per USD and CAD xx.xx per USD.

· Evidence informing the 2025 market-value input; displayed series and growth include calculations: The exchange-rate table establishes the conversion basis of the preceding-year demand inputs used in the 2025 estimate; subsequent effective-USD price assumptions are modeled separately.

7. Book publishing industry, 2024 - Statistics Canada

· Evidence informing the 2024 market-value input; displayed series and growth include calculations: Canadian publishers reported CAD xx.xx of print sales outside the online category and CAD xx.xx of online print sales in 2024. Their sum, rather than total operating revenue, supplies the physical-book demand input.

· Evidence informing the 2025 market-value input; displayed series and growth include calculations: Reported cost of goods sold of CAD xx.xx, up CAD xx.xx from 2022, supplies a cost-pressure cross-check, not a directly attributable printing-services total.

· Evidence informing base-year allocation inputs; displayed values and growth are calculated: CAD xx.xx plus CAD xx.xx of print sales supplies a physical-book commissioning proxy; digital growth constrains the forecast mix. ([www150.statcan.gc.ca](https://www150.statcan.gc.ca/n1/daily-quotidien/xx.xx/dq260205b-eng.pdf))

· Evidence informing forecast-year allocation inputs; displayed values and growth are calculated: CAD xx.xx plus CAD xx.xx of print sales supplies a physical-book commissioning proxy; digital growth constrains the forecast mix. ([www150.statcan.gc.ca](https://www150.statcan.gc.ca/n1/daily-quotidien/xx.xx/dq260205b-eng.pdf))

· Evidence informing base-year allocation inputs; displayed values and growth are calculated: The Canadian physical-book input contributes to the North American demand index; it is publisher revenue, not service receipts. ([www150.statcan.gc.ca](https://www150.statcan.gc.ca/n1/daily-quotidien/xx.xx/dq260205b-eng.pdf))

· Evidence informing forecast-year allocation inputs; displayed values and growth are calculated: The Canadian physical-book input contributes to the North American demand index; it is publisher revenue, not service receipts. ([www150.statcan.gc.ca](https://www150.statcan.gc.ca/n1/daily-quotidien/xx.xx/dq260205b-eng.pdf))

8. U.S. Census Bureau - Books Printing: Shipments, annual table
   - Evidence informing the 2017 market-value input; displayed series and growth include calculations: U.S. books-printing shipments were USD xx.xx in 2017; this is a national production anchor for the historical model.
   - Evidence informing the 2018 market-value input; displayed series and growth include calculations: U.S. books-printing shipments were USD xx.xx in 2018.
   - Evidence informing the 2019 market-value input; displayed series and growth include calculations: U.S. books-printing shipments were USD xx.xx in 2019.
   - Evidence informing the 2020 market-value input; displayed series and growth include calculations: U.S. books-printing shipments were USD xx.xx in 2020.
   - Evidence informing the 2021 market-value input; displayed series and growth include calculations: U.S. books-printing shipments were USD xx.xx in 2021.
   - Evidence informing the 2022 market-value input; displayed series and growth include calculations: U.S. books-printing shipments were USD xx.xx in 2022.
   - Evidence informing the 2024 market-value input; displayed series and growth include calculations: U.S. books-printing shipments were USD xx.xx in 2024. This national industrial measure is narrower than the composite global service boundary.
9. U.S. Census Bureau - Book Publishers, All Establishments: Revenue, annual table
   - Evidence informing the 2024 market-value input; displayed series and growth include calculations: The Census annual series reports USD xx.xx of U.S. book-publisher revenue for 2024. A modeled xx.xx% physical-book proportion excludes digital and other adjacent receipts.
   - Evidence informing the 2025 market-value input; displayed series and growth include calculations: The 2024 Census observation replaces an older survey-based U.S. revenue bridge in the demand pool underlying 2025.
   - Evidence informing base-year allocation inputs; displayed values and growth are calculated: The official Census revenue-series page defines the publisher-receipt measure underlying the retained U.S. input; the exact 2024 cell was not independently re-extracted. ([fred.stlouisfed.org](https://fred.stlouisfed.org/data/AIES51113RCT00US))
   - Evidence informing forecast-year allocation inputs; displayed values and growth are calculated: The official Census revenue-series page defines the publisher-receipt measure underlying the retained U.S. input; the exact 2024 cell was not independently re-extracted. ([fred.stlouisfed.org](https://fred.stlouisfed.org/data/AIES51113RCT00US))
10. Scholastic Corporation - Form 10-K for the year ended May 31, 2025
    - Evidence informing the 2024 market-value input; displayed series and growth include calculations: Scholastic's fiscal 2024 product, service, production and inventory-reserve costs were xx.xx% of revenue; postage, freight, shipping, fulfillment and other costs were xx.xx%. These broad categories constrain, but do not directly establish, eligible outsourced-service spending.
    - Evidence informing the 2025 market-value input; displayed series and growth include calculations: The corresponding fiscal 2025 proportions were xx.xx% and xx.xx%. Royalties and prepublication amortization are separately disclosed, allowing their exclusion from the service-market bridge.

11. CEWE achieves all targets in 2025 and aims to further increase revenue and earnings in 2026
    - Evidence informing the 2025 market-value input; displayed series and growth include calculations: CEWE reported xx.xx CEWE PHOTOBOOK copies in 2025 versus xx.xx in 2024, supporting a positive specialty-book volume assumption without establishing global adoption.
    - Evidence informing the 2026 market-value input; displayed series and growth include calculations: Observed 2025 photobook growth informs the specialty-demand assumption for 2026; the market value remains modeled.
    - Evidence informing the 2032 market-value input; displayed series and growth include calculations: The observed specialty-book activity is a starting condition for the forecast, not independent proof of continued growth through 2032.
    - Evidence informing the 2040 market-value input; displayed series and growth include calculations: The forecast explicitly slows specialty-demand growth after 2032; this source supplies the initial commercial observation, not the long-term growth rate.
    - Evidence informing base-year allocation inputs; displayed values and growth are calculated: Company photobook activity constrains the materiality of specialty commissions; it does not establish the modeled European specialty multiplier or continued growth through 2032. ([ir.cewe.de](https://ir.cewe.de/en/news/cewe-achieves-all-targets-in-2025-and-aims-to-further-increase-revenue-and-earnings-in/70292c17-c943-xx.xx-bd11-4323b6ce54d8))
    - Evidence informing forecast-year allocation inputs; displayed values and growth are calculated: Company photobook activity constrains the materiality of specialty commissions; it does not establish the modeled European specialty multiplier or continued growth through 2032. ([ir.cewe.de](https://ir.cewe.de/en/news/cewe-achieves-all-targets-in-2025-and-aims-to-further-increase-revenue-and-earnings-in/70292c17-c943-xx.xx-bd11-4323b6ce54d8))
12. Paperback Printing Cost - Kindle Direct Publishing
    - Evidence informing the 2025 market-value input; displayed series and growth include calculations: The inspected U.S. paperback schedule charges USD xx.xx plus USD xx.xx per page for the specified regular-trim black-ink category. It provides a contemporary commercial price comparison for the assumed USD xx.xx self-publishing production receipt, not an observed historical price or volume.
    - Evidence informing the 2026 market-value input; displayed series and growth include calculations: The schedule distinguishes printing charges from royalties and retail list prices, supporting the production-receipt boundary used in the estimate.
13. European Book Publishing Statistics 2017
    - Evidence informing the 2017 market-value input; displayed series and growth include calculations: The association's primary survey reports approximately EUR xx.xx of European net publisher revenue for 2017, constraining the pre-pandemic demand level.
14. European Book Publishing Statistics 2019
    - Evidence informing the 2018 market-value input; displayed series and growth include calculations: The association reports approximately EUR xx.xx of publisher revenue for 2018.
    - Evidence informing the 2019 market-value input; displayed series and growth include calculations: The association reports approximately EUR xx.xx for 2019 and identifies a questionnaire change that limits exact comparability with earlier observations.
15. 2021 年新闻出版产业分析报告
    - Evidence informing the 2020 market-value input; displayed series and growth include calculations: The official report's 2021 comparison identifies a substantial rebound from 2020, constraining the pandemic-recovery bridge.
    - Evidence informing the 2021 market-value input; displayed series and growth include calculations: China reported xx.xx book copies or sheets in 2021, up xx.xx%; the report also distinguishes textbook output and reprints.
16. European Book Publishing Statistics 2023
    - Evidence informing the 2022 market-value input; displayed series and growth include calculations: European net publisher revenue was approximately EUR xx.xx in 2022; the association describes paper-cost pressure and price-led growth.

17. Foreign Exchange Rates - G.5A Annual, January 5, 2026
    - Evidence informing base-year allocation inputs; displayed values and growth are calculated: Official annual-average exchange-rate methodology supports the frozen common-USD conversion convention; it does not measure service demand. ([federalreserve.gov](https://www.federalreserve.gov/releases/g5a/xx.xx/))
    - Evidence informing forecast-year allocation inputs; displayed values and growth are calculated: Official annual-average exchange-rate methodology supports the frozen common-USD conversion convention; it does not measure service demand. ([federalreserve.gov](https://www.federalreserve.gov/releases/g5a/xx.xx/))
    - Evidence informing base-year allocation inputs; displayed values and growth are calculated: The annual currency-conversion convention prevents mixing local-currency demand inputs with USD allocation weights. ([federalreserve.gov](https://www.federalreserve.gov/releases/g5a/xx.xx/))
    - Evidence informing forecast-year allocation inputs; displayed values and growth are calculated: The annual currency-conversion convention prevents mixing local-currency demand inputs with USD allocation weights. ([federalreserve.gov](https://www.federalreserve.gov/releases/g5a/xx.xx/))
    - Evidence informing base-year allocation inputs; displayed values and growth are calculated: The official 2025 annual average is USD xx.xx per GBP. It converts the GBP packaging comparator into the common monetary basis used in the starting allocation.
    - Evidence informing forecast-year allocation inputs; displayed values and growth are calculated: The official 2025 annual average is USD xx.xx per GBP. It converts the GBP packaging comparator into the common monetary basis used in the starting allocation.
18. GCC Statistical Center - Education Statistics 2024 announcement, March 23, 2026
    - Evidence informing base-year allocation inputs; displayed values and growth are calculated: Approximately xx.xx general-school pupils constrain the regional educational customer pool; national apportionment and monetization are assumed. ([gccstat.org](https://www.gccstat.org/news/xx.xx))
    - Evidence informing forecast-year allocation inputs; displayed values and growth are calculated: Approximately xx.xx general-school pupils constrain the regional educational customer pool; national apportionment and monetization are assumed. ([gccstat.org](https://www.gccstat.org/news/xx.xx))
19. South African Book Publishing Industry Survey 2023-2024
    - Evidence informing base-year allocation inputs; displayed values and growth are calculated: The transparent national publisher survey supplies a regional commercial comparator, not an observed African printing-service total. ([publishsa.co.za](https://publishsa.co.za/wp-content/uploads/2025/xx.xx/South-African-Book-Publishing-Industry-Survey-2023-2024.pdf))
    - Evidence informing forecast-year allocation inputs; displayed values and growth are calculated: The transparent national publisher survey supplies a regional commercial comparator, not an observed African printing-service total. ([publishsa.co.za](https://publishsa.co.za/wp-content/uploads/2025/xx.xx/South-African-Book-Publishing-Industry-Survey-2023-2024.pdf))
20. Ministry of Education - Press conference release, December 17, 2024
    - Evidence informing base-year allocation inputs; displayed values and growth are calculated: The announced increase in annual NCERT textbook printing from xx.xx to xx.xx supports an educational-demand mechanism, not realized supplier receipts or the modeled forecast share. ([education.gov.in](https://www.education.gov.in/sites/upload_files/mhrd/files/PIB%20releae%20of%20the%20Press%20Conference%20held%20today.pdf))
    - Evidence informing forecast-year allocation inputs; displayed values and growth are calculated: The announced increase in annual NCERT textbook printing from xx.xx to xx.xx supports an educational-demand mechanism, not realized supplier receipts or the modeled forecast share. ([education.gov.in](https://www.education.gov.in/sites/upload_files/mhrd/files/PIB%20releae%20of%20the%20Press%20Conference%20held%20today.pdf))

21. Global Connect - Ingram Content Group
    - Evidence informing base-year allocation inputs; displayed values and growth are calculated: Agreement-dependent network access does not quantify Brazilian commissions or guarantee institutional awards. ([resources.ingramcontent.com](https://resources.ingramcontent.com/publishers/global-connect))
    - Evidence informing forecast-year allocation inputs; displayed values and growth are calculated: Agreement-dependent network access does not quantify Brazilian commissions or guarantee institutional awards. ([resources.ingramcontent.com](https://resources.ingramcontent.com/publishers/global-connect))
22. Paperback and Hardcover Distribution Rights - Kindle Direct Publishing
    - Evidence informing base-year allocation inputs; displayed values and growth are calculated: The marketplace-specific physical-book distribution restriction is not evidence of zero Mexican printing and packaging demand. ([kdp.amazon.com](https://kdp.amazon.com/en_US/help/topic/G201834280))
    - Evidence informing forecast-year allocation inputs; displayed values and growth are calculated: The marketplace-specific physical-book distribution restriction is not evidence of zero Mexican printing and packaging demand. ([kdp.amazon.com](https://kdp.amazon.com/en_US/help/topic/G201834280))
23. Book Wrap Mailers / Book Boxes - Packaging ONE
    - Evidence informing base-year allocation inputs; displayed values and growth are calculated: The manufacturer lists MP2 book mailers at GBP xx.xx each for xx.xx packs of xx.xx excluding VAT. The converted unit price supplies the packaging-creation value proxy, not a global average or a historical quote.
    - Evidence informing forecast-year allocation inputs; displayed values and growth are calculated: The manufacturer lists MP2 book mailers at GBP xx.xx each for xx.xx packs of xx.xx excluding VAT. The converted unit price supplies the packaging-creation value proxy, not a global average or a historical quote.
24. Packaging Printing & Production - Imago Group
    - Evidence informing base-year allocation inputs; displayed values and growth are calculated: The supplier identifies book slipcases, clamshell cases, tray-and-lid constructions and multicomponent publisher packaging. This supports the enclosure-production boundary and the limitation of a simple mailer-price proxy; it does not supply sales weights.
    - Evidence informing forecast-year allocation inputs; displayed values and growth are calculated: The supplier identifies book slipcases, clamshell cases, tray-and-lid constructions and multicomponent publisher packaging. This supports the enclosure-production boundary and the limitation of a simple mailer-price proxy; it does not supply sales weights.

7.6. Book Packing & Kitting

Table 21. Global Book Printing & Packaging Services Market Size, by Book Packing & Kitting, by Region, 2017-2040 (USD Million)

Region	2017	2024	2025	2026	2027	2032	2040	CAGR (%)
Africa	xx.xx	xx.xx	xx.xx	xx.xx	xx.xx	xx.xx	xx.xx	xx.xx
Asia-Pacific	xx.xx	xx.xx	xx.xx	xx.xx	xx.xx	xx.xx	xx.xx	xx.xx
Europe	xx.xx	xx.xx	xx.xx	xx.xx	xx.xx	xx.xx	xx.xx	xx.xx
Latin America	xx.xx	xx.xx	xx.xx	xx.xx	xx.xx	xx.xx	xx.xx	xx.xx
Middle East	xx.xx	xx.xx	xx.xx	xx.xx	xx.xx	xx.xx	xx.xx	xx.xx
North America	xx.xx	xx.xx	xx.xx	xx.xx	xx.xx	xx.xx	xx.xx	xx.xx
Total	**xx.xx**	**xx.xx**	**xx.xx**	**xx.xx**	**xx.xx**	**xx.xx**	**xx.xx**	**xx.xx**

Table 22. Global Book Printing & Packaging Services Market Size, by Book Packing & Kitting, by Group, 2017-2040 (USD Million)

Group	2017	2024	2025	2026	2027	2032	2040	CAGR (%)
ASEAN	xx.xx	xx.xx	xx.xx	xx.xx	xx.xx	xx.xx	xx.xx	xx.xx
BRICS	xx.xx	xx.xx	xx.xx	xx.xx	xx.xx	xx.xx	xx.xx	xx.xx
European Union	xx.xx	xx.xx	xx.xx	xx.xx	xx.xx	xx.xx	xx.xx	xx.xx
G7	xx.xx	xx.xx	xx.xx	xx.xx	xx.xx	xx.xx	xx.xx	xx.xx
GCC	xx.xx	xx.xx	xx.xx	xx.xx	xx.xx	xx.xx	xx.xx	xx.xx
NATO	xx.xx	xx.xx	xx.xx	xx.xx	xx.xx	xx.xx	xx.xx	xx.xx

Table 23. Global Book Printing & Packaging Services Market Size, by Book Packing & Kitting, by Country, 2017-2040 (USD Million)

Country	2017	2024	2025	2026	2027	2032	2040	CAGR (%)
Australia	xx.xx	xx.xx	xx.xx	xx.xx	xx.xx	xx.xx	xx.xx	xx.xx
Brazil	xx.xx	xx.xx	xx.xx	xx.xx	xx.xx	xx.xx	xx.xx	xx.xx
Canada	xx.xx	xx.xx	xx.xx	xx.xx	xx.xx	xx.xx	xx.xx	xx.xx
China	xx.xx	xx.xx	xx.xx	xx.xx	xx.xx	xx.xx	xx.xx	xx.xx
France	xx.xx	xx.xx	xx.xx	xx.xx	xx.xx	xx.xx	xx.xx	xx.xx
Germany	xx.xx	xx.xx	xx.xx	xx.xx	xx.xx	xx.xx	xx.xx	xx.xx
India	xx.xx	xx.xx	xx.xx	xx.xx	xx.xx	xx.xx	xx.xx	xx.xx
Italy	xx.xx	xx.xx	xx.xx	xx.xx	xx.xx	xx.xx	xx.xx	xx.xx
Japan	xx.xx	xx.xx	xx.xx	xx.xx	xx.xx	xx.xx	xx.xx	xx.xx
Mexico	xx.xx	xx.xx	xx.xx	xx.xx	xx.xx	xx.xx	xx.xx	xx.xx
Russia	xx.xx	xx.xx	xx.xx	xx.xx	xx.xx	xx.xx	xx.xx	xx.xx
South Korea	xx.xx	xx.xx	xx.xx	xx.xx	xx.xx	xx.xx	xx.xx	xx.xx
Spain	xx.xx	xx.xx	xx.xx	xx.xx	xx.xx	xx.xx	xx.xx	xx.xx
United Kingdom	xx.xx	xx.xx	xx.xx	xx.xx	xx.xx	xx.xx	xx.xx	xx.xx
United States	xx.xx	xx.xx	xx.xx	xx.xx	xx.xx	xx.xx	xx.xx	xx.xx
Others	xx.xx	xx.xx	xx.xx	xx.xx	xx.xx	xx.xx	xx.xx	xx.xx
Total	**xx.xx**	**xx.xx**	**xx.xx**	**xx.xx**	**xx.xx**	**xx.xx**	**xx.xx**	**xx.xx**

Sources & Evidence

1. U.S. Government Publishing Office - Print Order Form 2511 Instructions

   · Taxonomy evidence: Banding, wrapping, and container packing are identifiable output-handling requirements, distinct from binding.
   ([gpo.gov](https://www.gpo.gov/docs/default-source/forms-standards-pdf-files/2511_instructions.pdf))

2. U.S. Government Publishing Office - Jacket 420-111 R2: Vol. V in History of Acquisition in the Department of Defense

· Taxonomy evidence: Finished books are specified for wrapping and insertion into individual boxes, demonstrating packing work distinct from bookbinding. ([gpo.gov](https://www.gpo.gov/docs/default-source/contracts/xx.xx-r2ae071430b44a64308413ff08001d133d.pdf))

3. European Book Publishing Statistics 2024

· Evidence informing the 2024 market-value input; displayed series and growth include calculations: European publishers reported approximately EUR xx.xx of net book-sales revenue in 2024. The disclosed ebook and audiobook proportions inform the modeled xx.xx% physical-book revenue proportion; publisher revenue is an input, not printing-service revenue.

· Evidence informing the 2025 market-value input; displayed series and growth include calculations: The 2024 publisher-revenue and format observations provide the European demand input carried into the 2025 estimate.

· Evidence informing base-year allocation inputs; displayed values and growth are calculated: EUR xx.xx of 2024 publisher revenue and weakening physical volumes constrain the European demand weight and forecast, not directly observed service shares. ([fep-fee.eu](https://www.fep-fee.eu/European-Book-Publishing-Statistics-2024))

· Evidence informing forecast-year allocation inputs; displayed values and growth are calculated: EUR xx.xx of 2024 publisher revenue and weakening physical volumes constrain the European demand weight and forecast, not directly observed service shares. ([fep-fee.eu](https://www.fep-fee.eu/European-Book-Publishing-Statistics-2024))

4. The Global Publishing Industry in 2022

- Evidence informing the 2024 market-value input; displayed series and growth include calculations: Table xx.xx supplies country-level publishing revenues and identifies differences between retail-value, publisher-revenue, print-only and prior-year observations. Selected non-European country observations are adjusted for physical formats and period before estimating production spending.
- Evidence informing the 2025 market-value input; displayed series and growth include calculations: The selected country observations contribute to the demand pool underlying the 2025 working estimate. Nielsen retail datasets elsewhere in the publication are not used.
- Evidence informing base-year allocation inputs; displayed values and growth are calculated: Country revenue/format proxies constrain commissioning weights. ([wipo.int](https://www.wipo.int/edocs/pubdocs/en/wipo-pub-xx.xx-2023-xx.xx-en-the-global-publishing-industry-in-2022.pdf))
- Evidence informing forecast-year allocation inputs; displayed values and growth are calculated: Country revenue/format proxies constrain commissioning weights. ([wipo.int](https://www.wipo.int/edocs/pubdocs/en/wipo-pub-xx.xx-2023-xx.xx-en-the-global-publishing-industry-in-2022.pdf))
- Evidence informing base-year allocation inputs; displayed values and growth are calculated: Revenue and registration proxies constrain allocation. ([wipo.int](https://www.wipo.int/edocs/pubdocs/en/wipo-pub-xx.xx-2023-xx.xx-en-the-global-publishing-industry-in-2022.pdf))
- Evidence informing forecast-year allocation inputs; displayed values and growth are calculated: Revenue and registration proxies constrain allocation. ([wipo.int](https://www.wipo.int/edocs/pubdocs/en/wipo-pub-xx.xx-2023-xx.xx-en-the-global-publishing-industry-in-2022.pdf))
- Evidence informing base-year allocation inputs; displayed values and growth are calculated: Revenue, format and title proxies constrain allocation. ([wipo.int](https://www.wipo.int/edocs/pubdocs/en/wipo-pub-xx.xx-2023-xx.xx-en-the-global-publishing-industry-in-2022.pdf))
- Evidence informing forecast-year allocation inputs; displayed values and growth are calculated: Revenue, format and title proxies constrain allocation. ([wipo.int](https://www.wipo.int/edocs/pubdocs/en/wipo-pub-xx.xx-2023-xx.xx-en-the-global-publishing-industry-in-2022.pdf))
- Evidence informing base-year allocation inputs; displayed values and growth are calculated: Turkish revenue constrains regional commissioning scale. ([wipo.int](https://www.wipo.int/edocs/pubdocs/en/wipo-pub-xx.xx-2023-xx.xx-en-the-global-publishing-industry-in-2022.pdf))
- Evidence informing forecast-year allocation inputs; displayed values and growth are calculated: Turkish revenue constrains regional commissioning scale. ([wipo.int](https://www.wipo.int/edocs/pubdocs/en/wipo-pub-xx.xx-2023-xx.xx-en-the-global-publishing-industry-in-2022.pdf))
- Evidence informing base-year allocation inputs; displayed values and growth are calculated: Nigerian registration activity supplies a modeled-demand input. ([wipo.int](https://www.wipo.int/edocs/pubdocs/en/wipo-pub-xx.xx-2023-xx.xx-en-the-global-publishing-industry-in-2022.pdf))
- Evidence informing forecast-year allocation inputs; displayed values and growth are calculated: Nigerian registration activity supplies a modeled-demand input. ([wipo.int](https://www.wipo.int/edocs/pubdocs/en/wipo-pub-xx.xx-2023-xx.xx-en-the-global-publishing-industry-in-2022.pdf))
- Evidence informing base-year allocation inputs; displayed values and growth are calculated: Country revenue, format and registration proxies constrain allocation. ([wipo.int](https://www.wipo.int/edocs/pubdocs/en/wipo-pub-xx.xx-2023-xx.xx-en-the-global-publishing-industry-in-2022.pdf))
- Evidence informing forecast-year allocation inputs; displayed values and growth are calculated: Country revenue, format and registration proxies constrain allocation. ([wipo.int](https://www.wipo.int/edocs/pubdocs/en/wipo-pub-xx.xx-2023-xx.xx-en-the-global-publishing-industry-in-2022.pdf))

5. 2024 年新闻出版统计公报

· Evidence informing the 2024 market-value input; displayed series and growth include calculations: For 2024, the official table reports xx.xx book copies or sheets and CNY xx.xx of book-publishing revenue. These constrain the demand bridge and historical contraction, rather than directly measuring printing-service sales.

· Evidence informing the 2025 market-value input; displayed series and growth include calculations: The 2024 book-publishing observation supplies the Chinese demand primitive for the 2025 model.

· Evidence informing base-year allocation inputs; displayed values and growth are calculated: 2024 book-publishing revenue of CNY xx.xx supplies the physical-demand proxy; reported output contraction qualifies growth assumptions. ([nppa.gov.cn](https://www.nppa.gov.cn/xxgk/fdzdgknr/tjxx/xx.xx/P020251218382424228218.pdf))

· Evidence informing forecast-year allocation inputs; displayed values and growth are calculated: 2024 book-publishing revenue of CNY xx.xx supplies the physical-demand proxy; reported output contraction qualifies growth assumptions. ([nppa.gov.cn](https://www.nppa.gov.cn/xxgk/fdzdgknr/tjxx/xx.xx/P020251218382424228218.pdf))

· Evidence informing base-year allocation inputs; displayed values and growth are calculated: The Chinese book-publishing observation is a major regional demand input, distinct from all printing and packaging industry revenue. ([nppa.gov.cn](https://www.nppa.gov.cn/xxgk/fdzdgknr/tjxx/xx.xx/P020251218382424228218.pdf))

· Evidence informing forecast-year allocation inputs; displayed values and growth are calculated: The Chinese book-publishing observation is a major regional demand input, distinct from all printing and packaging industry revenue. ([nppa.gov.cn](https://www.nppa.gov.cn/xxgk/fdzdgknr/tjxx/xx.xx/P020251218382424228218.pdf))

6. Foreign Exchange Rates - G.5A Annual, January 5, 2026

· Evidence informing the 2024 market-value input; displayed series and growth include calculations: The official 2024 annual-average conversion inputs are USD xx.xx per EUR, CNY xx.xx per USD and CAD xx.xx per USD.

· Evidence informing the 2025 market-value input; displayed series and growth include calculations: The exchange-rate table establishes the conversion basis of the preceding-year demand inputs used in the 2025 estimate; subsequent effective-USD price assumptions are modeled separately.

7. Book publishing industry, 2024 - Statistics Canada

· Evidence informing the 2024 market-value input; displayed series and growth include calculations: Canadian publishers reported CAD xx.xx of print sales outside the online category and CAD xx.xx of online print sales in 2024. Their sum, rather than total operating revenue, supplies the physical-book demand input.

· Evidence informing the 2025 market-value input; displayed series and growth include calculations: Reported cost of goods sold of CAD xx.xx, up CAD xx.xx from 2022, supplies a cost-pressure cross-check, not a directly attributable printing-services total.

· Evidence informing base-year allocation inputs; displayed values and growth are calculated: CAD xx.xx plus CAD xx.xx of print sales supplies a physical-book commissioning proxy; digital growth constrains the forecast mix. ([www150.statcan.gc.ca](https://www150.statcan.gc.ca/n1/daily-quotidien/xx.xx/dq260205b-eng.pdf))

· Evidence informing forecast-year allocation inputs; displayed values and growth are calculated: CAD xx.xx plus CAD xx.xx of print sales supplies a physical-book commissioning proxy; digital growth constrains the forecast mix. ([www150.statcan.gc.ca](https://www150.statcan.gc.ca/n1/daily-quotidien/xx.xx/dq260205b-eng.pdf))

· Evidence informing base-year allocation inputs; displayed values and growth are calculated: The Canadian physical-book input contributes to the North American demand index; it is publisher revenue, not service receipts. ([www150.statcan.gc.ca](https://www150.statcan.gc.ca/n1/daily-quotidien/xx.xx/dq260205b-eng.pdf))

· Evidence informing forecast-year allocation inputs; displayed values and growth are calculated: The Canadian physical-book input contributes to the North American demand index; it is publisher revenue, not service receipts. ([www150.statcan.gc.ca](https://www150.statcan.gc.ca/n1/daily-quotidien/xx.xx/dq260205b-eng.pdf))

8. U.S. Census Bureau - Books Printing: Shipments, annual table
   - Evidence informing the 2017 market-value input; displayed series and growth include calculations: U.S. books-printing shipments were USD xx.xx in 2017; this is a national production anchor for the historical model.
   - Evidence informing the 2018 market-value input; displayed series and growth include calculations: U.S. books-printing shipments were USD xx.xx in 2018.
   - Evidence informing the 2019 market-value input; displayed series and growth include calculations: U.S. books-printing shipments were USD xx.xx in 2019.
   - Evidence informing the 2020 market-value input; displayed series and growth include calculations: U.S. books-printing shipments were USD xx.xx in 2020.
   - Evidence informing the 2021 market-value input; displayed series and growth include calculations: U.S. books-printing shipments were USD xx.xx in 2021.
   - Evidence informing the 2022 market-value input; displayed series and growth include calculations: U.S. books-printing shipments were USD xx.xx in 2022.
   - Evidence informing the 2024 market-value input; displayed series and growth include calculations: U.S. books-printing shipments were USD xx.xx in 2024. This national industrial measure is narrower than the composite global service boundary.
9. U.S. Census Bureau - Book Publishers, All Establishments: Revenue, annual table
   - Evidence informing the 2024 market-value input; displayed series and growth include calculations: The Census annual series reports USD xx.xx of U.S. book-publisher revenue for 2024. A modeled xx.xx% physical-book proportion excludes digital and other adjacent receipts.
   - Evidence informing the 2025 market-value input; displayed series and growth include calculations: The 2024 Census observation replaces an older survey-based U.S. revenue bridge in the demand pool underlying 2025.
   - Evidence informing base-year allocation inputs; displayed values and growth are calculated: The official Census revenue-series page defines the publisher-receipt measure underlying the retained U.S. input; the exact 2024 cell was not independently re-extracted. ([fred.stlouisfed.org](https://fred.stlouisfed.org/data/AIES51113RCT00US))
   - Evidence informing forecast-year allocation inputs; displayed values and growth are calculated: The official Census revenue-series page defines the publisher-receipt measure underlying the retained U.S. input; the exact 2024 cell was not independently re-extracted. ([fred.stlouisfed.org](https://fred.stlouisfed.org/data/AIES51113RCT00US))
10. Scholastic Corporation - Form 10-K for the year ended May 31, 2025
    - Evidence informing the 2024 market-value input; displayed series and growth include calculations: Scholastic's fiscal 2024 product, service, production and inventory-reserve costs were xx.xx% of revenue; postage, freight, shipping, fulfillment and other costs were xx.xx%. These broad categories constrain, but do not directly establish, eligible outsourced-service spending.
    - Evidence informing the 2025 market-value input; displayed series and growth include calculations: The corresponding fiscal 2025 proportions were xx.xx% and xx.xx%. Royalties and prepublication amortization are separately disclosed, allowing their exclusion from the service-market bridge.

11. CEWE achieves all targets in 2025 and aims to further increase revenue and earnings in 2026
    - Evidence informing the 2025 market-value input; displayed series and growth include calculations: CEWE reported xx.xx CEWE PHOTOBOOK copies in 2025 versus xx.xx in 2024, supporting a positive specialty-book volume assumption without establishing global adoption.
    - Evidence informing the 2026 market-value input; displayed series and growth include calculations: Observed 2025 photobook growth informs the specialty-demand assumption for 2026; the market value remains modeled.
    - Evidence informing the 2032 market-value input; displayed series and growth include calculations: The observed specialty-book activity is a starting condition for the forecast, not independent proof of continued growth through 2032.
    - Evidence informing the 2040 market-value input; displayed series and growth include calculations: The forecast explicitly slows specialty-demand growth after 2032; this source supplies the initial commercial observation, not the long-term growth rate.
    - Evidence informing base-year allocation inputs; displayed values and growth are calculated: Company photobook activity constrains the materiality of specialty commissions; it does not establish the modeled European specialty multiplier or continued growth through 2032. ([ir.cewe.de](https://ir.cewe.de/en/news/cewe-achieves-all-targets-in-2025-and-aims-to-further-increase-revenue-and-earnings-in/70292c17-c943-xx.xx-bd11-4323b6ce54d8))
    - Evidence informing forecast-year allocation inputs; displayed values and growth are calculated: Company photobook activity constrains the materiality of specialty commissions; it does not establish the modeled European specialty multiplier or continued growth through 2032. ([ir.cewe.de](https://ir.cewe.de/en/news/cewe-achieves-all-targets-in-2025-and-aims-to-further-increase-revenue-and-earnings-in/70292c17-c943-xx.xx-bd11-4323b6ce54d8))
12. Paperback Printing Cost - Kindle Direct Publishing
    - Evidence informing the 2025 market-value input; displayed series and growth include calculations: The inspected U.S. paperback schedule charges USD xx.xx plus USD xx.xx per page for the specified regular-trim black-ink category. It provides a contemporary commercial price comparison for the assumed USD xx.xx self-publishing production receipt, not an observed historical price or volume.
    - Evidence informing the 2026 market-value input; displayed series and growth include calculations: The schedule distinguishes printing charges from royalties and retail list prices, supporting the production-receipt boundary used in the estimate.
13. European Book Publishing Statistics 2017
    - Evidence informing the 2017 market-value input; displayed series and growth include calculations: The association's primary survey reports approximately EUR xx.xx of European net publisher revenue for 2017, constraining the pre-pandemic demand level.
14. European Book Publishing Statistics 2019
    - Evidence informing the 2018 market-value input; displayed series and growth include calculations: The association reports approximately EUR xx.xx of publisher revenue for 2018.
    - Evidence informing the 2019 market-value input; displayed series and growth include calculations: The association reports approximately EUR xx.xx for 2019 and identifies a questionnaire change that limits exact comparability with earlier observations.
15. 2021 年新闻出版产业分析报告
    - Evidence informing the 2020 market-value input; displayed series and growth include calculations: The official report's 2021 comparison identifies a substantial rebound from 2020, constraining the pandemic-recovery bridge.
    - Evidence informing the 2021 market-value input; displayed series and growth include calculations: China reported xx.xx book copies or sheets in 2021, up xx.xx%; the report also distinguishes textbook output and reprints.
16. European Book Publishing Statistics 2023
    - Evidence informing the 2022 market-value input; displayed series and growth include calculations: European net publisher revenue was approximately EUR xx.xx in 2022; the association describes paper-cost pressure and price-led growth.

17. Foreign Exchange Rates - G.5A Annual, January 5, 2026
    - Evidence informing base-year allocation inputs; displayed values and growth are calculated: Official annual-average exchange-rate methodology supports the frozen common-USD conversion convention; it does not measure service demand. ([federalreserve.gov](https://www.federalreserve.gov/releases/g5a/xx.xx/))
    - Evidence informing forecast-year allocation inputs; displayed values and growth are calculated: Official annual-average exchange-rate methodology supports the frozen common-USD conversion convention; it does not measure service demand. ([federalreserve.gov](https://www.federalreserve.gov/releases/g5a/xx.xx/))
    - Evidence informing base-year allocation inputs; displayed values and growth are calculated: The annual currency-conversion convention prevents mixing local-currency demand inputs with USD allocation weights. ([federalreserve.gov](https://www.federalreserve.gov/releases/g5a/xx.xx/))
    - Evidence informing forecast-year allocation inputs; displayed values and growth are calculated: The annual currency-conversion convention prevents mixing local-currency demand inputs with USD allocation weights. ([federalreserve.gov](https://www.federalreserve.gov/releases/g5a/xx.xx/))
    - Evidence informing base-year allocation inputs; displayed values and growth are calculated: The same conversion supports the common-currency packaging/packing denominator inherited by the forecast; no 2032 exchange rate is asserted.
    - Evidence informing forecast-year allocation inputs; displayed values and growth are calculated: The same conversion supports the common-currency packaging/packing denominator inherited by the forecast; no 2032 exchange rate is asserted.
18. GCC Statistical Center - Education Statistics 2024 announcement, March 23, 2026
    - Evidence informing base-year allocation inputs; displayed values and growth are calculated: Approximately xx.xx general-school pupils constrain the regional educational customer pool; national apportionment and monetization are assumed. ([gccstat.org](https://www.gccstat.org/news/xx.xx))
    - Evidence informing forecast-year allocation inputs; displayed values and growth are calculated: Approximately xx.xx general-school pupils constrain the regional educational customer pool; national apportionment and monetization are assumed. ([gccstat.org](https://www.gccstat.org/news/xx.xx))
19. South African Book Publishing Industry Survey 2023-2024
    - Evidence informing base-year allocation inputs; displayed values and growth are calculated: The transparent national publisher survey supplies a regional commercial comparator, not an observed African printing-service total. ([publishsa.co.za](https://publishsa.co.za/wp-content/uploads/2025/xx.xx/South-African-Book-Publishing-Industry-Survey-2023-2024.pdf))
    - Evidence informing forecast-year allocation inputs; displayed values and growth are calculated: The transparent national publisher survey supplies a regional commercial comparator, not an observed African printing-service total. ([publishsa.co.za](https://publishsa.co.za/wp-content/uploads/2025/xx.xx/South-African-Book-Publishing-Industry-Survey-2023-2024.pdf))
20. Ministry of Education - Press conference release, December 17, 2024
    - Evidence informing base-year allocation inputs; displayed values and growth are calculated: The announced increase in annual NCERT textbook printing from xx.xx to xx.xx supports an educational-demand mechanism, not realized supplier receipts or the modeled forecast share. ([education.gov.in](https://www.education.gov.in/sites/upload_files/mhrd/files/PIB%20releae%20of%20the%20Press%20Conference%20held%20today.pdf))
    - Evidence informing forecast-year allocation inputs; displayed values and growth are calculated: The announced increase in annual NCERT textbook printing from xx.xx to xx.xx supports an educational-demand mechanism, not realized supplier receipts or the modeled forecast share. ([education.gov.in](https://www.education.gov.in/sites/upload_files/mhrd/files/PIB%20releae%20of%20the%20Press%20Conference%20held%20today.pdf))

21. Global Connect - Ingram Content Group
    - Evidence informing base-year allocation inputs; displayed values and growth are calculated: Agreement-dependent network access does not quantify Brazilian commissions or guarantee institutional awards. ([resources.ingramcontent.com](https://resources.ingramcontent.com/publishers/global-connect))
    - Evidence informing forecast-year allocation inputs; displayed values and growth are calculated: Agreement-dependent network access does not quantify Brazilian commissions or guarantee institutional awards. ([resources.ingramcontent.com](https://resources.ingramcontent.com/publishers/global-connect))
22. Paperback and Hardcover Distribution Rights - Kindle Direct Publishing
    - Evidence informing base-year allocation inputs; displayed values and growth are calculated: The marketplace-specific physical-book distribution restriction is not evidence of zero Mexican printing and packaging demand. ([kdp.amazon.com](https://kdp.amazon.com/en_US/help/topic/G201834280))
    - Evidence informing forecast-year allocation inputs; displayed values and growth are calculated: The marketplace-specific physical-book distribution restriction is not evidence of zero Mexican printing and packaging demand. ([kdp.amazon.com](https://kdp.amazon.com/en_US/help/topic/G201834280))
23. Book Wrap Mailers / Book Boxes - Packaging ONE
    - Evidence informing base-year allocation inputs; displayed values and growth are calculated: The enclosure price forms the other side of the creation-versus-packing ratio. One comparable enclosure per packing unit is an explicit activity-matching assumption.
    - Evidence informing forecast-year allocation inputs; displayed values and growth are calculated: The enclosure price forms the other side of the creation-versus-packing ratio. One comparable enclosure per packing unit is an explicit activity-matching assumption.
24. Optional Book Publishing Services - InstantPublisher
    - Evidence informing base-year allocation inputs; displayed values and growth are calculated: Individual shrink-wrapping is listed at USD xx.xx each plus USD xx.xx setup. Amortizing setup over an assumed xx.xx copies gives the USD xx.xx packing comparator.
    - Evidence informing forecast-year allocation inputs; displayed values and growth are calculated: Individual shrink-wrapping is listed at USD xx.xx each plus USD xx.xx setup. Amortizing setup over an assumed xx.xx copies gives the USD xx.xx packing comparator.
25. Services - Bridgeport National Bindery
    - Evidence informing base-year allocation inputs; displayed values and growth are calculated: The short-run book-production portfolio separately lists shrink-wrapping and set packing. It establishes commercial packing activity distinct from enclosure manufacture and binding, without measuring its revenue.
    - Evidence informing forecast-year allocation inputs; displayed values and growth are calculated: The short-run book-production portfolio separately lists shrink-wrapping and set packing. It establishes commercial packing activity distinct from enclosure manufacture and binding, without measuring its revenue.

7.7. Print Production Management

Table 24. Global Book Printing & Packaging Services Market Size, by Print Production Management, by Region, 2017-2040 (USD Million)

Region	2017	2024	2025	2026	2027	2032	2040	CAGR (%)
Africa	xx.xx	xx.xx	xx.xx	xx.xx	xx.xx	xx.xx	xx.xx	xx.xx
Asia-Pacific	xx.xx	xx.xx	xx.xx	xx.xx	xx.xx	xx.xx	xx.xx	xx.xx
Europe	xx.xx	xx.xx	xx.xx	xx.xx	xx.xx	xx.xx	xx.xx	xx.xx
Latin America	xx.xx	xx.xx	xx.xx	xx.xx	xx.xx	xx.xx	xx.xx	xx.xx
Middle East	xx.xx	xx.xx	xx.xx	xx.xx	xx.xx	xx.xx	xx.xx	xx.xx
North America	xx.xx	xx.xx	xx.xx	xx.xx	xx.xx	xx.xx	xx.xx	xx.xx
Total	**xx.xx**	**xx.xx**	**xx.xx**	**xx.xx**	**xx.xx**	**xx.xx**	**xx.xx**	**xx.xx**

Table 25. Global Book Printing & Packaging Services Market Size, by Print Production Management, by Group, 2017-2040 (USD Million)

Group	2017	2024	2025	2026	2027	2032	2040	CAGR (%)
ASEAN	xx.xx	xx.xx	xx.xx	xx.xx	xx.xx	xx.xx	xx.xx	xx.xx
BRICS	xx.xx	xx.xx	xx.xx	xx.xx	xx.xx	xx.xx	xx.xx	xx.xx
European Union	xx.xx	xx.xx	xx.xx	xx.xx	xx.xx	xx.xx	xx.xx	xx.xx
G7	xx.xx	xx.xx	xx.xx	xx.xx	xx.xx	xx.xx	xx.xx	xx.xx
GCC	xx.xx	xx.xx	xx.xx	xx.xx	xx.xx	xx.xx	xx.xx	xx.xx
NATO	xx.xx	xx.xx	xx.xx	xx.xx	xx.xx	xx.xx	xx.xx	xx.xx

Table 26. Global Book Printing & Packaging Services Market Size, by Print Production Management, by Country, 2017-2040 (USD Million)

Country	2017	2024	2025	2026	2027	2032	2040	CAGR (%)
Australia	xx.xx	xx.xx	xx.xx	xx.xx	xx.xx	xx.xx	xx.xx	xx.xx
Brazil	xx.xx	xx.xx	xx.xx	xx.xx	xx.xx	xx.xx	xx.xx	xx.xx
Canada	xx.xx	xx.xx	xx.xx	xx.xx	xx.xx	xx.xx	xx.xx	xx.xx
China	xx.xx	xx.xx	xx.xx	xx.xx	xx.xx	xx.xx	xx.xx	xx.xx
France	xx.xx	xx.xx	xx.xx	xx.xx	xx.xx	xx.xx	xx.xx	xx.xx
Germany	xx.xx	xx.xx	xx.xx	xx.xx	xx.xx	xx.xx	xx.xx	xx.xx
India	xx.xx	xx.xx	xx.xx	xx.xx	xx.xx	xx.xx	xx.xx	xx.xx
Italy	xx.xx	xx.xx	xx.xx	xx.xx	xx.xx	xx.xx	xx.xx	xx.xx
Japan	xx.xx	xx.xx	xx.xx	xx.xx	xx.xx	xx.xx	xx.xx	xx.xx
Mexico	xx.xx	xx.xx	xx.xx	xx.xx	xx.xx	xx.xx	xx.xx	xx.xx
Russia	xx.xx	xx.xx	xx.xx	xx.xx	xx.xx	xx.xx	xx.xx	xx.xx
South Korea	xx.xx	xx.xx	xx.xx	xx.xx	xx.xx	xx.xx	xx.xx	xx.xx
Spain	xx.xx	xx.xx	xx.xx	xx.xx	xx.xx	xx.xx	xx.xx	xx.xx
United Kingdom	xx.xx	xx.xx	xx.xx	xx.xx	xx.xx	xx.xx	xx.xx	xx.xx
United States	xx.xx	xx.xx	xx.xx	xx.xx	xx.xx	xx.xx	xx.xx	xx.xx
Others	xx.xx	xx.xx	xx.xx	xx.xx	xx.xx	xx.xx	xx.xx	xx.xx
Total	**xx.xx**	**xx.xx**	**xx.xx**	**xx.xx**	**xx.xx**	**xx.xx**	**xx.xx**	**xx.xx**

Sources & Evidence

1. Scottish Government - Print and Associated Services Framework, Lot 1 Buyer Guide: Framework Objectives
   - Taxonomy evidence: Production management is an explicitly purchased associated service. ([gov.scot](https://www.gov.scot/publications/procurement-framework-agreement-for-print-and-associated-services-2023-lot-xx.xx-buyer-guide/pages/framework-overview/))
   - Taxonomy evidence: Production management is an explicit purchased service within the print framework. ([gov.scot](https://www.gov.scot/publications/procurement-framework-agreement-for-print-and-associated-services-2023-lot-xx.xx-buyer-guide/pages/framework-overview/))
   - Evidence informing base-year allocation inputs; displayed values and growth are calculated: The public purchasing framework separately specifies production-management advice. It establishes a purchased responsibility but not a global fee rate or permission to count subcontract pass-through as retained revenue.
   - Evidence informing forecast-year allocation inputs; displayed values and growth are calculated: The public purchasing framework separately specifies production-management advice. It establishes a purchased responsibility but not a global fee rate or permission to count subcontract pass-through as retained revenue.
2. Government Commercial Agency - Print and Digital Communications, RM6297
   - Taxonomy evidence: Print management is commercially purchased alongside production, finishing, stock management, and distribution. The framework does not establish a global separately billed management-fee convention. ([webprod-cms.crowncommercial.gov.uk](https://www.webprod-cms.crowncommercial.gov.uk/agreements/RM6297))

3. European Book Publishing Statistics 2024

- Evidence informing the 2024 market-value input; displayed series and growth include calculations: European publishers reported approximately EUR xx.xx of net book-sales revenue in 2024. The disclosed ebook and audiobook proportions inform the modeled xx.xx% physical-book revenue proportion; publisher revenue is an input, not printing-service revenue.
- Evidence informing the 2025 market-value input; displayed series and growth include calculations: The 2024 publisher-revenue and format observations provide the European demand input carried into the 2025 estimate.
- Evidence informing base-year allocation inputs; displayed values and growth are calculated: EUR xx.xx of 2024 publisher revenue and weakening physical volumes constrain the European demand weight and forecast, not directly observed service shares.
([fep-fee.eu](https://www.fep-fee.eu/European-Book-Publishing-Statistics-2024))
- Evidence informing forecast-year allocation inputs; displayed values and growth are calculated: EUR xx.xx of 2024 publisher revenue and weakening physical volumes constrain the European demand weight and forecast, not directly observed service shares.
([fep-fee.eu](https://www.fep-fee.eu/European-Book-Publishing-Statistics-2024))

4. The Global Publishing Industry in 2022

- Evidence informing the 2024 market-value input; displayed series and growth include calculations: Table xx.xx supplies country-level publishing revenues and identifies differences between retail-value, publisher-revenue, print-only and prior-year observations. Selected non-European country observations are adjusted for physical formats and period before estimating production spending.
- Evidence informing the 2025 market-value input; displayed series and growth include calculations: The selected country observations contribute to the demand pool underlying the 2025 working estimate. Nielsen retail datasets elsewhere in the publication are not used.
- Evidence informing base-year allocation inputs; displayed values and growth are calculated: Country revenue/format proxies constrain commissioning weights. ([wipo.int](https://www.wipo.int/edocs/pubdocs/en/wipo-pub-xx.xx-2023-xx.xx-en-the-global-publishing-industry-in-2022.pdf))
- Evidence informing forecast-year allocation inputs; displayed values and growth are calculated: Country revenue/format proxies constrain commissioning weights. ([wipo.int](https://www.wipo.int/edocs/pubdocs/en/wipo-pub-xx.xx-2023-xx.xx-en-the-global-publishing-industry-in-2022.pdf))
- Evidence informing base-year allocation inputs; displayed values and growth are calculated: Revenue and registration proxies constrain allocation. ([wipo.int](https://www.wipo.int/edocs/pubdocs/en/wipo-pub-xx.xx-2023-xx.xx-en-the-global-publishing-industry-in-2022.pdf))
- Evidence informing forecast-year allocation inputs; displayed values and growth are calculated: Revenue and registration proxies constrain allocation. ([wipo.int](https://www.wipo.int/edocs/pubdocs/en/wipo-pub-xx.xx-2023-xx.xx-en-the-global-publishing-industry-in-2022.pdf))
- Evidence informing base-year allocation inputs; displayed values and growth are calculated: Revenue, format and title proxies constrain allocation. ([wipo.int](https://www.wipo.int/edocs/pubdocs/en/wipo-pub-xx.xx-2023-xx.xx-en-the-global-publishing-industry-in-2022.pdf))
- Evidence informing forecast-year allocation inputs; displayed values and growth are calculated: Revenue, format and title proxies constrain allocation. ([wipo.int](https://www.wipo.int/edocs/pubdocs/en/wipo-pub-xx.xx-2023-xx.xx-en-the-global-publishing-industry-in-2022.pdf))
- Evidence informing base-year allocation inputs; displayed values and growth are calculated: Turkish revenue constrains regional commissioning scale. ([wipo.int](https://www.wipo.int/edocs/pubdocs/en/wipo-pub-xx.xx-2023-xx.xx-en-the-global-publishing-industry-in-2022.pdf))
- Evidence informing forecast-year allocation inputs; displayed values and growth are calculated: Turkish revenue constrains regional commissioning scale. ([wipo.int](https://www.wipo.int/edocs/pubdocs/en/wipo-pub-xx.xx-2023-xx.xx-en-the-global-publishing-industry-in-2022.pdf))
- Evidence informing base-year allocation inputs; displayed values and growth are calculated: Nigerian registration activity supplies a modeled-demand input. ([wipo.int](https://www.wipo.int/edocs/pubdocs/en/wipo-pub-xx.xx-2023-xx.xx-en-the-global-publishing-industry-in-2022.pdf))
- Evidence informing forecast-year allocation inputs; displayed values and growth are calculated: Nigerian registration activity supplies a modeled-demand input. ([wipo.int](https://www.wipo.int/edocs/pubdocs/en/wipo-pub-xx.xx-2023-xx.xx-en-the-global-publishing-industry-in-2022.pdf))
- Evidence informing base-year allocation inputs; displayed values and growth are calculated: Country revenue, format and registration proxies constrain allocation. ([wipo.int](https://www.wipo.int/edocs/pubdocs/en/wipo-pub-xx.xx-2023-xx.xx-en-the-global-publishing-industry-in-2022.pdf))
- Evidence informing forecast-year allocation inputs; displayed values and growth are calculated: Country revenue, format and registration proxies constrain allocation. ([wipo.int](https://www.wipo.int/edocs/pubdocs/en/wipo-pub-xx.xx-2023-xx.xx-en-the-global-publishing-industry-in-2022.pdf))

5. 2024 年新闻出版统计公报

   · Evidence informing the 2024 market-value input; displayed series and growth include calculations: For 2024, the official table reports xx.xx book copies or sheets and CNY xx.xx of book-publishing revenue. These constrain the demand bridge and historical contraction, rather than directly measuring printing-service sales.

   · Evidence informing the 2025 market-value input; displayed series and growth include calculations: The 2024 book-publishing observation supplies the Chinese demand primitive for the 2025 model.

   · Evidence informing base-year allocation inputs; displayed values and growth are calculated: 2024 book-publishing revenue of CNY xx.xx supplies the physical-demand proxy; reported output contraction qualifies growth assumptions. ([nppa.gov.cn](https://www.nppa.gov.cn/xxgk/fdzdgknr/tjxx/xx.xx/P020251218382424228218.pdf))

   · Evidence informing forecast-year allocation inputs; displayed values and growth are calculated: 2024 book-publishing revenue of CNY xx.xx supplies the physical-demand proxy; reported output contraction qualifies growth assumptions. ([nppa.gov.cn](https://www.nppa.gov.cn/xxgk/fdzdgknr/tjxx/xx.xx/P020251218382424228218.pdf))

   · Evidence informing base-year allocation inputs; displayed values and growth are calculated: The Chinese book-publishing observation is a major regional demand input, distinct from all printing and packaging industry revenue. ([nppa.gov.cn](https://www.nppa.gov.cn/xxgk/fdzdgknr/tjxx/xx.xx/P020251218382424228218.pdf))

   · Evidence informing forecast-year allocation inputs; displayed values and growth are calculated: The Chinese book-publishing observation is a major regional demand input, distinct from all printing and packaging industry revenue. ([nppa.gov.cn](https://www.nppa.gov.cn/xxgk/fdzdgknr/tjxx/xx.xx/P020251218382424228218.pdf))

6. Foreign Exchange Rates - G.5A Annual, January 5, 2026

   · Evidence informing the 2024 market-value input; displayed series and growth include calculations: The official 2024 annual-average conversion inputs are USD xx.xx per EUR, CNY xx.xx per USD and CAD xx.xx per USD.

   · Evidence informing the 2025 market-value input; displayed series and growth include calculations: The exchange-rate table establishes the conversion basis of the preceding-year demand inputs used in the 2025 estimate; subsequent effective-USD price assumptions are modeled separately.

7. Book publishing industry, 2024 - Statistics Canada

   · Evidence informing the 2024 market-value input; displayed series and growth include calculations: Canadian publishers reported CAD xx.xx of print sales outside the online category and CAD xx.xx of online print sales in 2024. Their sum, rather than total operating revenue, supplies the physical-book demand input.

   · Evidence informing the 2025 market-value input; displayed series and growth include calculations: Reported cost of goods sold of CAD xx.xx, up CAD xx.xx from 2022, supplies a cost-pressure cross-check, not a directly attributable printing-services total.

   · Evidence informing base-year allocation inputs; displayed values and growth are calculated: CAD xx.xx plus CAD xx.xx of print sales supplies a physical-book commissioning proxy; digital growth constrains the forecast mix. ([www150.statcan.gc.ca](https://www150.statcan.gc.ca/n1/daily-quotidien/xx.xx/dq260205b-eng.pdf))

   · Evidence informing forecast-year allocation inputs; displayed values and growth are calculated: CAD xx.xx plus CAD xx.xx of print sales supplies a physical-book commissioning proxy; digital growth constrains the forecast mix. ([www150.statcan.gc.ca](https://www150.statcan.gc.ca/n1/daily-quotidien/xx.xx/dq260205b-eng.pdf))

   · Evidence informing base-year allocation inputs; displayed values and growth are calculated: The Canadian physical-book input contributes to the North American demand index; it is publisher revenue, not service receipts. ([www150.statcan.gc.ca](https://www150.statcan.gc.ca/n1/daily-quotidien/xx.xx/dq260205b-eng.pdf))

   · Evidence informing forecast-year allocation inputs; displayed values and growth are calculated: The Canadian physical-book input contributes to the North American demand index; it is publisher revenue, not service receipts. ([www150.statcan.gc.ca](https://www150.statcan.gc.ca/n1/daily-quotidien/xx.xx/dq260205b-eng.pdf))

8. U.S. Census Bureau - Books Printing: Shipments, annual table
   - Evidence informing the 2017 market-value input; displayed series and growth include calculations: U.S. books-printing shipments were USD xx.xx in 2017; this is a national production anchor for the historical model.
   - Evidence informing the 2018 market-value input; displayed series and growth include calculations: U.S. books-printing shipments were USD xx.xx in 2018.
   - Evidence informing the 2019 market-value input; displayed series and growth include calculations: U.S. books-printing shipments were USD xx.xx in 2019.
   - Evidence informing the 2020 market-value input; displayed series and growth include calculations: U.S. books-printing shipments were USD xx.xx in 2020.
   - Evidence informing the 2021 market-value input; displayed series and growth include calculations: U.S. books-printing shipments were USD xx.xx in 2021.
   - Evidence informing the 2022 market-value input; displayed series and growth include calculations: U.S. books-printing shipments were USD xx.xx in 2022.
   - Evidence informing the 2024 market-value input; displayed series and growth include calculations: U.S. books-printing shipments were USD xx.xx in 2024. This national industrial measure is narrower than the composite global service boundary.
9. U.S. Census Bureau - Book Publishers, All Establishments: Revenue, annual table
   - Evidence informing the 2024 market-value input; displayed series and growth include calculations: The Census annual series reports USD xx.xx of U.S. book-publisher revenue for 2024. A modeled xx.xx% physical-book proportion excludes digital and other adjacent receipts.
   - Evidence informing the 2025 market-value input; displayed series and growth include calculations: The 2024 Census observation replaces an older survey-based U.S. revenue bridge in the demand pool underlying 2025.
   - Evidence informing base-year allocation inputs; displayed values and growth are calculated: The official Census revenue-series page defines the publisher-receipt measure underlying the retained U.S. input; the exact 2024 cell was not independently re-extracted. ([fred.stlouisfed.org](https://fred.stlouisfed.org/data/AIES51113RCT00US))
   - Evidence informing forecast-year allocation inputs; displayed values and growth are calculated: The official Census revenue-series page defines the publisher-receipt measure underlying the retained U.S. input; the exact 2024 cell was not independently re-extracted. ([fred.stlouisfed.org](https://fred.stlouisfed.org/data/AIES51113RCT00US))
10. Scholastic Corporation - Form 10-K for the year ended May 31, 2025
    - Evidence informing the 2024 market-value input; displayed series and growth include calculations: Scholastic's fiscal 2024 product, service, production and inventory-reserve costs were xx.xx% of revenue; postage, freight, shipping, fulfillment and other costs were xx.xx%. These broad categories constrain, but do not directly establish, eligible outsourced-service spending.
    - Evidence informing the 2025 market-value input; displayed series and growth include calculations: The corresponding fiscal 2025 proportions were xx.xx% and xx.xx%. Royalties and prepublication amortization are separately disclosed, allowing their exclusion from the service-market bridge.

11. CEWE achieves all targets in 2025 and aims to further increase revenue and earnings in 2026

- Evidence informing the 2025 market-value input; displayed series and growth include calculations: CEWE reported xx.xx CEWE PHOTOBOOK copies in 2025 versus xx.xx in 2024, supporting a positive specialty-book volume assumption without establishing global adoption.
- Evidence informing the 2026 market-value input; displayed series and growth include calculations: Observed 2025 photobook growth informs the specialty-demand assumption for 2026; the market value remains modeled.
- Evidence informing the 2032 market-value input; displayed series and growth include calculations: The observed specialty-book activity is a starting condition for the forecast, not independent proof of continued growth through 2032.
- Evidence informing the 2040 market-value input; displayed series and growth include calculations: The forecast explicitly slows specialty-demand growth after 2032; this source supplies the initial commercial observation, not the long-term growth rate.
- Evidence informing base-year allocation inputs; displayed values and growth are calculated: Company photobook activity constrains the materiality of specialty commissions; it does not establish the modeled European specialty multiplier or continued growth through 2032. ([ir.cewe.de](https://ir.cewe.de/en/news/cewe-achieves-all-targets-in-2025-and-aims-to-further-increase-revenue-and-earnings-in/70292c17-c943-xx.xx-bd11-4323b6ce54d8))
- Evidence informing forecast-year allocation inputs; displayed values and growth are calculated: Company photobook activity constrains the materiality of specialty commissions; it does not establish the modeled European specialty multiplier or continued growth through 2032. ([ir.cewe.de](https://ir.cewe.de/en/news/cewe-achieves-all-targets-in-2025-and-aims-to-further-increase-revenue-and-earnings-in/70292c17-c943-xx.xx-bd11-4323b6ce54d8))

12. Paperback Printing Cost - Kindle Direct Publishing

- Evidence informing the 2025 market-value input; displayed series and growth include calculations: The inspected U.S. paperback schedule charges USD xx.xx plus USD xx.xx per page for the specified regular-trim black-ink category. It provides a contemporary commercial price comparison for the assumed USD xx.xx self-publishing production receipt, not an observed historical price or volume.
- Evidence informing the 2026 market-value input; displayed series and growth include calculations: The schedule distinguishes printing charges from royalties and retail list prices, supporting the production-receipt boundary used in the estimate.

13. European Book Publishing Statistics 2017

- Evidence informing the 2017 market-value input; displayed series and growth include calculations: The association's primary survey reports approximately EUR xx.xx of European net publisher revenue for 2017, constraining the pre-pandemic demand level.

14. European Book Publishing Statistics 2019

- Evidence informing the 2018 market-value input; displayed series and growth include calculations: The association reports approximately EUR xx.xx of publisher revenue for 2018.
- Evidence informing the 2019 market-value input; displayed series and growth include calculations: The association reports approximately EUR xx.xx for 2019 and identifies a questionnaire change that limits exact comparability with earlier observations.

15. 2021 年新闻出版产业分析报告

- Evidence informing the 2020 market-value input; displayed series and growth include calculations: The official report's 2021 comparison identifies a substantial rebound from 2020, constraining the pandemic-recovery bridge.
- Evidence informing the 2021 market-value input; displayed series and growth include calculations: China reported xx.xx book copies or sheets in 2021, up xx.xx%; the report also distinguishes textbook output and reprints.

16. European Book Publishing Statistics 2023

- Evidence informing the 2022 market-value input; displayed series and growth include calculations: European net publisher revenue was approximately EUR xx.xx in 2022; the association describes paper-cost pressure and price-led growth.

17. Foreign Exchange Rates - G.5A Annual, January 5, 2026
    - Evidence informing base-year allocation inputs; displayed values and growth are calculated: Official annual-average exchange-rate methodology supports the frozen common-USD conversion convention; it does not measure service demand. ([federalreserve.gov](https://www.federalreserve.gov/releases/g5a/xx.xx/))
    - Evidence informing forecast-year allocation inputs; displayed values and growth are calculated: Official annual-average exchange-rate methodology supports the frozen common-USD conversion convention; it does not measure service demand. ([federalreserve.gov](https://www.federalreserve.gov/releases/g5a/xx.xx/))
    - Evidence informing base-year allocation inputs; displayed values and growth are calculated: The annual currency-conversion convention prevents mixing local-currency demand inputs with USD allocation weights. ([federalreserve.gov](https://www.federalreserve.gov/releases/g5a/xx.xx/))
    - Evidence informing forecast-year allocation inputs; displayed values and growth are calculated: The annual currency-conversion convention prevents mixing local-currency demand inputs with USD allocation weights. ([federalreserve.gov](https://www.federalreserve.gov/releases/g5a/xx.xx/))
18. GCC Statistical Center - Education Statistics 2024 announcement, March 23, 2026
    - Evidence informing base-year allocation inputs; displayed values and growth are calculated: Approximately xx.xx general-school pupils constrain the regional educational customer pool; national apportionment and monetization are assumed. ([gccstat.org](https://www.gccstat.org/news/xx.xx))
    - Evidence informing forecast-year allocation inputs; displayed values and growth are calculated: Approximately xx.xx general-school pupils constrain the regional educational customer pool; national apportionment and monetization are assumed. ([gccstat.org](https://www.gccstat.org/news/xx.xx))
19. South African Book Publishing Industry Survey 2023-2024
    - Evidence informing base-year allocation inputs; displayed values and growth are calculated: The transparent national publisher survey supplies a regional commercial comparator, not an observed African printing-service total. ([publishsa.co.za](https://publishsa.co.za/wp-content/uploads/2025/xx.xx/South-African-Book-Publishing-Industry-Survey-2023-2024.pdf))
    - Evidence informing forecast-year allocation inputs; displayed values and growth are calculated: The transparent national publisher survey supplies a regional commercial comparator, not an observed African printing-service total. ([publishsa.co.za](https://publishsa.co.za/wp-content/uploads/2025/xx.xx/South-African-Book-Publishing-Industry-Survey-2023-2024.pdf))
20. Ministry of Education - Press conference release, December 17, 2024
    - Evidence informing base-year allocation inputs; displayed values and growth are calculated: The announced increase in annual NCERT textbook printing from xx.xx to xx.xx supports an educational-demand mechanism, not realized supplier receipts or the modeled forecast share. ([education.gov.in](https://www.education.gov.in/sites/upload_files/mhrd/files/PIB%20releae%20of%20the%20Press%20Conference%20held%20today.pdf))
    - Evidence informing forecast-year allocation inputs; displayed values and growth are calculated: The announced increase in annual NCERT textbook printing from xx.xx to xx.xx supports an educational-demand mechanism, not realized supplier receipts or the modeled forecast share. ([education.gov.in](https://www.education.gov.in/sites/upload_files/mhrd/files/PIB%20releae%20of%20the%20Press%20Conference%20held%20today.pdf))
21. Global Connect - Ingram Content Group
    - Evidence informing base-year allocation inputs; displayed values and growth are calculated: Agreement-dependent network access does not quantify Brazilian commissions or guarantee institutional awards. ([resources.ingramcontent.com](https://resources.ingramcontent.com/publishers/global-connect))
    - Evidence informing forecast-year allocation inputs; displayed values and growth are calculated: Agreement-dependent network access does not quantify Brazilian commissions or guarantee institutional awards. ([resources.ingramcontent.com](https://resources.ingramcontent.com/publishers/global-connect))

22. Paperback and Hardcover Distribution Rights - Kindle Direct Publishing
    - Evidence informing base-year allocation inputs; displayed values and growth are calculated: The marketplace-specific physical-book distribution restriction is not evidence of zero Mexican printing and packaging demand. ([kdp.amazon.com](https://kdp.amazon.com/en_US/help/topic/G201834280))
    - Evidence informing forecast-year allocation inputs; displayed values and growth are calculated: The marketplace-specific physical-book distribution restriction is not evidence of zero Mexican printing and packaging demand. ([kdp.amazon.com](https://kdp.amazon.com/en_US/help/topic/G201834280))

8. Book Printing & Packaging Services Market, by Book Format

Book Format can determine channel access independently of a provider's ability to produce the book. ■■■■■■ ■■■■■■■ ■■■■■■■■ ■■■■■■■■■ ■■■■■■ ■■■■■■■■■ ■ ■■■■■■■■■ ■■■■■■ ■■■■■■■■■■ ■■■■■■ ■■■ ■■■■■■■■■■■■■■■ ■■■■■■■■■ ■■■ ■■■■■■■■■■■■ ■■■■■■■■ ■■■■■■■■■■■■ ■■■■■■■■ ■■■■■■■■■■■■■■■ ■■■■■■■■ ■■■■ ■■■■■■ ■■■■■■■■■■■■ ■■■■■■ ■■■■■■■■■ ■■■ ■■■ ■■■■■■■■■ ■■■ ■■■■■■■■■■■■■■ ■■■■■■■■■■■■■ ■ ■■■■■■ ■■■■■■■ ■■■■■■■■■ ■■■■■■■■■ ■■■ ■■■■■■■■ ■■■■■ ■■■■■ ■■■■■■ ■■■■■■■■■■ ■■ ■ ■■■■■■■■ Changing to an eligible edition may preserve a desired channel, but retaining the preferred format may instead require direct audience access.

Wire, Coil & Comb-Bound Books have a documented specialist service proposition: Puget markets mechanical binding for manuals and reference materials that need to lie flat. Loose-Leaf Books can support a different continuing relationship, illustrated by Thomson Reuters subscriptions that deliver replacement loose-leaf pages and other supplements. ■■■■■■■■■■■■ ■■■■■ ■■■ ■■■■■■■■■■■■■■■ ■■■■■ ■■■ ■■■■■■■■■■ ■■■■■■■■■■ ■■ ■■■■■■■■■■■ ■■■■ ■■■■■■■■ ■■■ ■■■■ ■■■■■■■■■■■■ ■■ ■■■ ■ ■■■■■■■■■■ ■■■■■■■■■■■■ ■■■■■ ■■■■■■■■ ■■ ■■■■■■■■ ■■■■■■■■■■■■■ ■■ ■■■■■■■■■■ ■■■■■■ ■■■■■■ ■■■■ ■ ■■■■■■■■■■■■■■■■■■■■■■ ■■■■■■ ■■■■■■ ■■■■ ■■■■■■■■■■ ■ ■■■■■■■■■■■■ ■■■■■■■■ ■■■■■■ ■■ ■■■ ■■ ■■■■■■■■■ ■■■■■■■■ ■■■■■■

Board Books, Textile Books, Bath Books, and Foam Books require a different supplier-fit assessment from conventional paper-page editions. ■■■■■■■ ■■■■■■■■ ■■■■ ■■■■■■■■■■■■■■■ ■■■■■■■■■ ■■■■■■■■■■ ■■■■■■ ■■■■■ ■■■ ■■■■■ ■■■■■■ ■■■■■ ■■■■ ■■■■■■■■■■■■■ ■■■ ■■■■ ■■■■■■■■ ■■■■■■■ ■■■■■■■■ ■■■■■ ■■■■■■■■ ■■■■■■■■ ■■■■■■■ ■■■ ■■■■■■ ■ ■■■■■■■■■■■■■ ■■■■■■■■■■ These distinctions support separate commercial qualification of the intended product; they do not establish that a supplier accepts every specialty construction or destination.

For U.S.-facing children's products, intended age and play value can change access obligations even within the same format. ■■■■■■ ■■■■■■■■■■■■■ ■■■■■■■■■■ ■■■■ ■■■■■■■■■■ ■■■■■■■■■■■■ ■■■■■■■■ ■■■■■■■■■■■■ ■■■■■■■■ ■■■■■■■■■■■■■ ■■■ ■■■■■■■■■■■■■■■■■■■ ■■■■■■■■■ ■■■■■■ ■■■■■■ ■■■■■■■ ■■■■■■■■ ■■■■■■■■■■■■■■ ■■■ ■■■■■■■■■■ ■■■■■■■■■■■■■■■ ■■■■■■ ■■■■■■■■■■ ■■■■■■■■ Paper or board construction alone is not sufficient to inherit the exemption, while a specialty format remains eligible for consideration under its applicable requirements.

Figure 10. Global Book Printing & Packaging Services Market Size, by Book Format, 2025 (%)

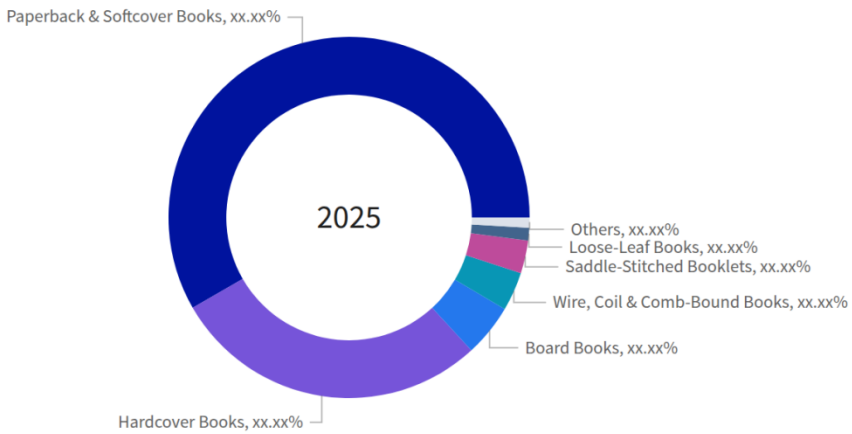

Figure 11. Global Book Printing & Packaging Services Market, by Book Format, 2032 (USD Million)

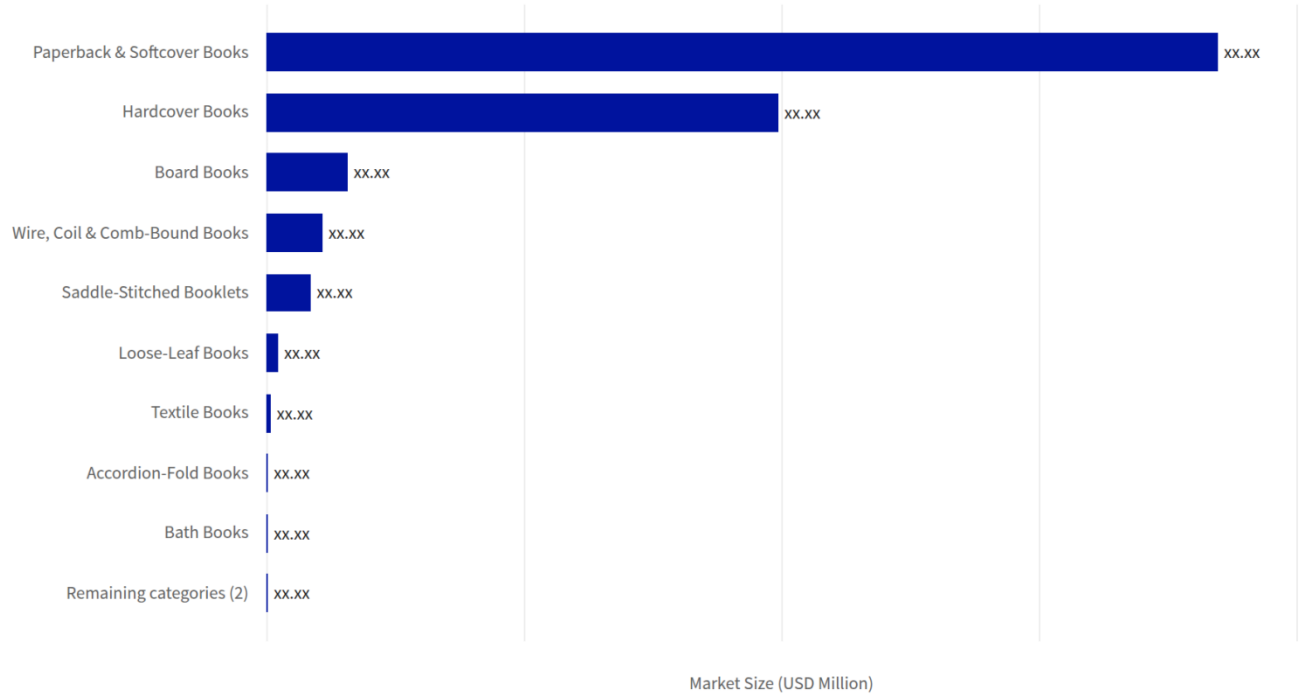

Table 27. Global Book Printing & Packaging Services Market, by Book Format growth contribution, 2025-2032

Category	2025 value (USD Million)	2032 value (USD Million)	Added value (USD Million)	2025 share (%)	2032 share (%)	Change (pp)	Growth share (%)	CAGR (%)
Accordion-Fold Books	xx.xx	xx.xx	xx.xx	xx.xx	xx.xx	xx.xx	xx.xx	xx.xx
Bath Books	xx.xx	xx.xx	xx.xx	xx.xx	xx.xx	xx.xx	xx.xx	xx.xx
Board Books	xx.xx	xx.xx	xx.xx	xx.xx	xx.xx	xx.xx	xx.xx	xx.xx
Foam Books	xx.xx	xx.xx	xx.xx	xx.xx	xx.xx	xx.xx	xx.xx	xx.xx
Hardcover Books	xx.xx	xx.xx	xx.xx	xx.xx	xx.xx	xx.xx	xx.xx	xx.xx
Loose-Leaf Books	xx.xx	xx.xx	xx.xx	xx.xx	xx.xx	xx.xx	xx.xx	xx.xx
Paperback & Softcover Books	xx.xx	xx.xx	xx.xx	xx.xx	xx.xx	xx.xx	xx.xx	xx.xx
Saddle-Stitched Booklets	xx.xx	xx.xx	xx.xx	xx.xx	xx.xx	xx.xx	xx.xx	xx.xx
Slide-Bound Books	xx.xx	xx.xx	xx.xx	xx.xx	xx.xx	xx.xx	xx.xx	xx.xx
Textile Books	xx.xx	xx.xx	xx.xx	xx.xx	xx.xx	xx.xx	xx.xx	xx.xx
Wire, Coil & Comb-Bound Books	xx.xx	xx.xx	xx.xx	xx.xx	xx.xx	xx.xx	xx.xx	xx.xx
Scope total	**xx.xx**	**xx.xx**	**xx.xx**	**xx.xx**	**xx.xx**	**xx.xx**	**xx.xx**	**xx.xx**

Table 28. Global Book Printing & Packaging Services Market Size, by Book Format, 2017-2040 (USD Million)

Book Format	2017	2024	2025	2026	2027	2032	2040	CAGR (%)
Accordion-Fold Books	xx.xx	xx.xx	xx.xx	xx.xx	xx.xx	xx.xx	xx.xx	xx.xx
Bath Books	xx.xx	xx.xx	xx.xx	xx.xx	xx.xx	xx.xx	xx.xx	xx.xx
Board Books	xx.xx	xx.xx	xx.xx	xx.xx	xx.xx	xx.xx	xx.xx	xx.xx
Foam Books	xx.xx	xx.xx	xx.xx	xx.xx	xx.xx	xx.xx	xx.xx	xx.xx
Hardcover Books	xx.xx	xx.xx	xx.xx	xx.xx	xx.xx	xx.xx	xx.xx	xx.xx
Loose-Leaf Books	xx.xx	xx.xx	xx.xx	xx.xx	xx.xx	xx.xx	xx.xx	xx.xx
Paperback & Softcover Books	xx.xx	xx.xx	xx.xx	xx.xx	xx.xx	xx.xx	xx.xx	xx.xx
Saddle-Stitched Booklets	xx.xx	xx.xx	xx.xx	xx.xx	xx.xx	xx.xx	xx.xx	xx.xx
Slide-Bound Books	xx.xx	xx.xx	xx.xx	xx.xx	xx.xx	xx.xx	xx.xx	xx.xx
Textile Books	xx.xx	xx.xx	xx.xx	xx.xx	xx.xx	xx.xx	xx.xx	xx.xx
Wire, Coil & Comb-Bound Books	xx.xx	xx.xx	xx.xx	xx.xx	xx.xx	xx.xx	xx.xx	xx.xx
Total	**xx.xx**	**xx.xx**	**xx.xx**	**xx.xx**	**xx.xx**	**xx.xx**	**xx.xx**	**xx.xx**

Sources & Evidence

1. Spotlight on Children's Books for National Young Readers Week with Imago Group

   · Imago's November 2024 children's-book portfolio describes board, bath, and cloth books. The historical portfolio does not establish acceptance of a particular order. ([imagogroup.com](https://imagogroup.com/children-books-young-readers/))

   · Evidence informing base-year allocation inputs; displayed values and growth are calculated: The company's children's portfolio supports board-book commercial classification, not order volumes.

   · Evidence informing forecast-year allocation inputs; displayed values and growth are calculated: The company's children's portfolio supports board-book commercial classification, not order volumes.

   · Evidence informing base-year allocation inputs; displayed values and growth are calculated: Cloth-book offerings support the textile-page category premise, not its modeled incidence.

   · Evidence informing forecast-year allocation inputs; displayed values and growth are calculated: Cloth-book offerings support the textile-page category premise, not its modeled incidence.

   · Evidence informing base-year allocation inputs; displayed values and growth are calculated: Bath-book offerings support a separate commercial category; sales and service receipts are undisclosed.

   · Evidence informing forecast-year allocation inputs; displayed values and growth are calculated: Bath-book offerings support a separate commercial category; sales and service receipts are undisclosed.

2. Children's Books | CPSC.gov
   - CPSC's ordinary-book exemption from specified lead-content testing requirements excludes books intended for children aged three or younger and books with inherent play value. Product classification therefore matters beyond paper or cardboard construction. ([cpsc.gov](https://www.cpsc.gov/FAQ/Childrens-Books))
   - Evidence informing base-year allocation inputs; displayed values and growth are calculated: Product classification and intended audience affect commercial compliance accountability; no numerical surcharge is inferred.
   - Evidence informing forecast-year allocation inputs; displayed values and growth are calculated: Product classification and intended audience affect commercial compliance accountability; no numerical surcharge is inferred.
   - Evidence informing base-year allocation inputs; displayed values and growth are calculated: The exemption boundary supports separate classification rather than assumed conventional-book treatment.
   - Evidence informing forecast-year allocation inputs; displayed values and growth are calculated: The exemption boundary supports separate classification rather than assumed conventional-book treatment.
   - Evidence informing base-year allocation inputs; displayed values and growth are calculated: Compliance classification is retained as an uncertainty, not an exclusion or measured price premium.
   - Evidence informing forecast-year allocation inputs; displayed values and growth are calculated: Compliance classification is retained as an uncertainty, not an exclusion or measured price premium.
   - Evidence informing base-year allocation inputs; displayed values and growth are calculated: Specialty construction does not itself establish ordinary-book exemption eligibility or market inactivity.
   - Evidence informing forecast-year allocation inputs; displayed values and growth are calculated: Specialty construction does not itself establish ordinary-book exemption eligibility or market inactivity.
3. Services | Puget Bindery
   - Puget markets wire, coil, and comb binding for manuals and reference applications requiring flat opening. ([pugetbindery.com](https://www.pugetbindery.com/services))
   - Evidence informing base-year allocation inputs; displayed values and growth are calculated: The provider identifies training manuals and reference guides as mechanical-binding applications, supporting the commissioning premise without measuring sales incidence.
   - Evidence informing forecast-year allocation inputs; displayed values and growth are calculated: The provider identifies training manuals and reference guides as mechanical-binding applications, supporting the commissioning premise without measuring sales incidence.

4. ONIX Codelists, List 150: Product Form
   - ONIX recognizes the accepted conventional and specialty physical forms, including loose-leaf, slide-bound, concertina-folded, textile-page, bath, and foam books. These codes establish product identity rather than supplier commitments. ([ns.editeur.org](https://ns.editeur.org/onix/en/xx.xx))
   - Taxonomy evidence: The inspected vocabulary separates principal physical forms and favors conventional form coding over a generic novelty designation where applicable. The study's hybrid precedence is an adaptation. ([ns.editeur.org](https://ns.editeur.org/onix/en/xx.xx))
   - Taxonomy evidence: The book-trade product-form vocabulary recognizes conventional bindings and explicit specialty physical forms; its novelty-book guidance favors an applicable conventional form. ([ns.editeur.org](https://ns.editeur.org/onix/en/xx.xx))
   - Evidence informing base-year allocation inputs; displayed values and growth are calculated: BB identifies hardback/cased books.
   - Evidence informing forecast-year allocation inputs; displayed values and growth are calculated: BB identifies hardback/cased books.
   - Evidence informing base-year allocation inputs; displayed values and growth are calculated: BC identifies paperback/softback books.
   - Evidence informing forecast-year allocation inputs; displayed values and growth are calculated: BC identifies paperback/softback books.
   - Evidence informing base-year allocation inputs; displayed values and growth are calculated: BH distinguishes board-page books from conventional books with rigid covers.
   - Evidence informing forecast-year allocation inputs; displayed values and growth are calculated: BH distinguishes board-page books from conventional books with rigid covers.
   - Evidence informing base-year allocation inputs; displayed values and growth are calculated: BE groups spiral, comb and coil forms.
   - Evidence informing forecast-year allocation inputs; displayed values and growth are calculated: BE groups spiral, comb and coil forms.
   - Evidence informing base-year allocation inputs; displayed values and growth are calculated: BD identifies loose-leaf books.
   - Evidence informing forecast-year allocation inputs; displayed values and growth are calculated: BD identifies loose-leaf books.
   - Evidence informing base-year allocation inputs; displayed values and growth are calculated: BF includes stapled short books; nonbook uses are excluded from the model.
   - Evidence informing forecast-year allocation inputs; displayed values and growth are calculated: BF includes stapled short books; nonbook uses are excluded from the model.
   - Evidence informing base-year allocation inputs; displayed values and growth are calculated: BL recognizes slide-bound books without measuring current sales.
   - Evidence informing forecast-year allocation inputs; displayed values and growth are calculated: BL recognizes slide-bound books without measuring current sales.
   - Evidence informing base-year allocation inputs; displayed values and growth are calculated: BO recognizes continuous concertina-fold books; nonbook charts are excluded.
   - Evidence informing forecast-year allocation inputs; displayed values and growth are calculated: BO recognizes continuous concertina-fold books; nonbook charts are excluded.
   - Evidence informing base-year allocation inputs; displayed values and growth are calculated: BI identifies textile-page books, not cloth-covered paper books.
   - Evidence informing forecast-year allocation inputs; displayed values and growth are calculated: BI identifies textile-page books, not cloth-covered paper books.
   - Evidence informing base-year allocation inputs; displayed values and growth are calculated: BJ identifies waterproof bath-book forms.
   - Evidence informing forecast-year allocation inputs; displayed values and growth are calculated: BJ identifies waterproof bath-book forms.
   - Evidence informing base-year allocation inputs; displayed values and growth are calculated: BP identifies foam-page and foam-cover books.
   - Evidence informing forecast-year allocation inputs; displayed values and growth are calculated: BP identifies foam-page and foam-cover books.

5. Custom Book Sizes & Book Binding Options | Lulu

· Lulu's product catalog identifies paperback, coil-bound, saddle-stitched, and hardcover binding options. Catalog inclusion does not itself settle distribution eligibility. ([lulu.com](https://www.lulu.com/products))

6. Discontinuing Saddle Stitch in Global Distribution | Lulu

· Lulu excludes saddle-stitched projects from Global Distribution but retains its bookstore and direct-selling alternatives. The stated distribution change took effect March xx.xx 2021. ([help.lulu.com](https://help.lulu.com/en/support/solutions/articles/xx.xx-discontinuing-saddle-stitch-in-global-distribution))

· Evidence informing base-year allocation inputs; displayed values and growth are calculated: Provider-specific wholesale distribution restrictions establish a channel constraint, not a global sales weight or measured forecast decline.

· Evidence informing forecast-year allocation inputs; displayed values and growth are calculated: Provider-specific wholesale distribution restrictions establish a channel constraint, not a global sales weight or measured forecast decline.

7. Thomson Reuters Legal Subscription Services

· Thomson Reuters describes print subscriptions that automatically supply supplements, including replacement volumes and loose-leaf pages. ([thomsonreuters.com](https://www.thomsonreuters.com/en-us/help/account-management/licenses-subscriptions/legal-products/subscriptions-thomson-reuters-legal))

8. EDItEUR - ONIX Codelists Issue 75, List 175: Product Form Detail

· Taxonomy evidence: Form-detail coding distinguishes binding features from the principal product form, supporting construction-based rather than decorative-feature allocation. ([ns.editeur.org](https://ns.editeur.org/onix/en/xx.xx))

· Taxonomy evidence: Form-detail codes distinguish binding and novelty features from the principal product-form field. ([ns.editeur.org](https://ns.editeur.org/onix/en/xx.xx))

9. European Book Publishing Statistics 2024

· Evidence informing the 2024 market-value input; displayed series and growth include calculations: European publishers reported approximately EUR xx.xx of net book-sales revenue in 2024. The disclosed ebook and audiobook proportions inform the modeled xx.xx% physical-book revenue proportion; publisher revenue is an input, not printing-service revenue.

· Evidence informing the 2025 market-value input; displayed series and growth include calculations: The 2024 publisher-revenue and format observations provide the European demand input carried into the 2025 estimate.

10. The Global Publishing Industry in 2022

- Evidence informing the 2024 market-value input; displayed series and growth include calculations: Table xx.xx supplies country-level publishing revenues and identifies differences between retail-value, publisher-revenue, print-only and prior-year observations. Selected non-European country observations are adjusted for physical formats and period before estimating production spending.
- Evidence informing the 2025 market-value input; displayed series and growth include calculations: The selected country observations contribute to the demand pool underlying the 2025 working estimate. Nielsen retail datasets elsewhere in the publication are not used.
- Evidence informing base-year allocation inputs; displayed values and growth are calculated: Primary survey sector differences constrain the education-adjusted hardcover proxy.
- Evidence informing forecast-year allocation inputs; displayed values and growth are calculated: Primary survey sector differences constrain the education-adjusted hardcover proxy.
- Evidence informing base-year allocation inputs; displayed values and growth are calculated: Educational/trade differences qualify extrapolation of U.S. consumer-format revenue.
- Evidence informing forecast-year allocation inputs; displayed values and growth are calculated: Educational/trade differences qualify extrapolation of U.S. consumer-format revenue.
- Evidence informing base-year allocation inputs; displayed values and growth are calculated: USD xx.xx of surveyed children's publishing revenue anchors the modeled specialty demand pool, not supplier receipts.
- Evidence informing forecast-year allocation inputs; displayed values and growth are calculated: USD xx.xx of surveyed children's publishing revenue anchors the modeled specialty demand pool, not supplier receipts.
- Evidence informing base-year allocation inputs; displayed values and growth are calculated: Sector data constrain the commissioning-pool proxy; mechanical incidence remains assumed.
- Evidence informing forecast-year allocation inputs; displayed values and growth are calculated: Sector data constrain the commissioning-pool proxy; mechanical incidence remains assumed.
- Evidence informing base-year allocation inputs; displayed values and growth are calculated: Educational demand supplies a common economic anchor; loose-leaf incidence remains modeled.
- Evidence informing forecast-year allocation inputs; displayed values and growth are calculated: Educational demand supplies a common economic anchor; loose-leaf incidence remains modeled.
- Evidence informing base-year allocation inputs; displayed values and growth are calculated: Sector observations constrain the educational short-book commissioning pool.
- Evidence informing forecast-year allocation inputs; displayed values and growth are calculated: Sector observations constrain the educational short-book commissioning pool.
- Evidence informing base-year allocation inputs; displayed values and growth are calculated: The commissioning-pool anchor supports an explicit sparse-format incidence model.
- Evidence informing forecast-year allocation inputs; displayed values and growth are calculated: The commissioning-pool anchor supports an explicit sparse-format incidence model.
- Evidence informing base-year allocation inputs; displayed values and growth are calculated: Children's demand anchors the accordion working estimate, not observed accordion orders.
- Evidence informing forecast-year allocation inputs; displayed values and growth are calculated: Children's demand anchors the accordion working estimate, not observed accordion orders.
- Evidence informing base-year allocation inputs; displayed values and growth are calculated: Children's demand anchors assumed textile-book order incidence.
- Evidence informing forecast-year allocation inputs; displayed values and growth are calculated: Children's demand anchors assumed textile-book order incidence.
- Evidence informing base-year allocation inputs; displayed values and growth are calculated: Children's demand anchors assumed bath-book order incidence.
- Evidence informing forecast-year allocation inputs; displayed values and growth are calculated: Children's demand anchors assumed bath-book order incidence.
- Evidence informing base-year allocation inputs; displayed values and growth are calculated: Children's demand anchors assumed foam-book order incidence.
- Evidence informing forecast-year allocation inputs; displayed values and growth are calculated: Children's demand anchors assumed foam-book order incidence.

11. 2024 年新闻出版统计公报
    - Evidence informing the 2024 market-value input; displayed series and growth include calculations: For 2024, the official table reports xx.xx book copies or sheets and CNY xx.xx of book-publishing revenue. These constrain the demand bridge and historical contraction, rather than directly measuring printing-service sales.
    - Evidence informing the 2025 market-value input; displayed series and growth include calculations: The 2024 book-publishing observation supplies the Chinese demand primitive for the 2025 model.
12. Foreign Exchange Rates - G.5A Annual, January 5, 2026
    - Evidence informing the 2024 market-value input; displayed series and growth include calculations: The official 2024 annual-average conversion inputs are USD xx.xx per EUR, CNY xx.xx per USD and CAD xx.xx per USD.
    - Evidence informing the 2025 market-value input; displayed series and growth include calculations: The exchange-rate table establishes the conversion basis of the preceding-year demand inputs used in the 2025 estimate; subsequent effective-USD price assumptions are modeled separately.
13. Book publishing industry, 2024 - Statistics Canada
    - Evidence informing the 2024 market-value input; displayed series and growth include calculations: Canadian publishers reported CAD xx.xx of print sales outside the online category and CAD xx.xx of online print sales in 2024. Their sum, rather than total operating revenue, supplies the physical-book demand input.
    - Evidence informing the 2025 market-value input; displayed series and growth include calculations: Reported cost of goods sold of CAD xx.xx, up CAD xx.xx from 2022, supplies a cost-pressure cross-check, not a directly attributable printing-services total.
14. U.S. Census Bureau - Books Printing: Shipments, annual table
    - Evidence informing the 2017 market-value input; displayed series and growth include calculations: U.S. books-printing shipments were USD xx.xx in 2017; this is a national production anchor for the historical model.
    - Evidence informing the 2018 market-value input; displayed series and growth include calculations: U.S. books-printing shipments were USD xx.xx in 2018.
    - Evidence informing the 2019 market-value input; displayed series and growth include calculations: U.S. books-printing shipments were USD xx.xx in 2019.
    - Evidence informing the 2020 market-value input; displayed series and growth include calculations: U.S. books-printing shipments were USD xx.xx in 2020.
    - Evidence informing the 2021 market-value input; displayed series and growth include calculations: U.S. books-printing shipments were USD xx.xx in 2021.
    - Evidence informing the 2022 market-value input; displayed series and growth include calculations: U.S. books-printing shipments were USD xx.xx in 2022.
    - Evidence informing the 2024 market-value input; displayed series and growth include calculations: U.S. books-printing shipments were USD xx.xx in 2024. This national industrial measure is narrower than the composite global service boundary.
15. U.S. Census Bureau - Book Publishers, All Establishments: Revenue, annual table
    - Evidence informing the 2024 market-value input; displayed series and growth include calculations: The Census annual series reports USD xx.xx of U.S. book-publisher revenue for 2024. A modeled xx.xx% physical-book proportion excludes digital and other adjacent receipts.
    - Evidence informing the 2025 market-value input; displayed series and growth include calculations: The 2024 Census observation replaces an older survey-based U.S. revenue bridge in the demand pool underlying 2025.
16. Scholastic Corporation - Form 10-K for the year ended May 31, 2025
    - Evidence informing the 2024 market-value input; displayed series and growth include calculations: Scholastic's fiscal 2024 product, service, production and inventory-reserve costs were xx.xx% of revenue; postage, freight, shipping, fulfillment and other costs were xx.xx%. These broad categories constrain, but do not directly establish, eligible outsourced-service spending.
    - Evidence informing the 2025 market-value input; displayed series and growth include calculations: The corresponding fiscal 2025 proportions were xx.xx% and xx.xx%. Royalties and prepublication amortization are separately disclosed, allowing their exclusion from the service-market bridge.

17. CEWE achieves all targets in 2025 and aims to further increase revenue and earnings in 2026
    - Evidence informing the 2025 market-value input; displayed series and growth include calculations: CEWE reported xx.xx CEWE PHOTOBOOK copies in 2025 versus xx.xx in 2024, supporting a positive specialty-book volume assumption without establishing global adoption.
    - Evidence informing the 2026 market-value input; displayed series and growth include calculations: Observed 2025 photobook growth informs the specialty-demand assumption for 2026; the market value remains modeled.
    - Evidence informing the 2032 market-value input; displayed series and growth include calculations: The observed specialty-book activity is a starting condition for the forecast, not independent proof of continued growth through 2032.
    - Evidence informing the 2040 market-value input; displayed series and growth include calculations: The forecast explicitly slows specialty-demand growth after 2032; this source supplies the initial commercial observation, not the long-term growth rate.
    - Evidence informing base-year allocation inputs; displayed values and growth are calculated: Reported photobook volumes constrain personal-book activity and the nonpublisher starting condition, not hardcover prevalence or future share.
    - Evidence informing forecast-year allocation inputs; displayed values and growth are calculated: Reported photobook volumes constrain personal-book activity and the nonpublisher starting condition, not hardcover prevalence or future share.
    - Evidence informing base-year allocation inputs; displayed values and growth are calculated: Photobook activity supports the separate personal-book commissioning block; its softcover fraction remains assumed.
    - Evidence informing forecast-year allocation inputs; displayed values and growth are calculated: Photobook activity supports the separate personal-book commissioning block; its softcover fraction remains assumed.
18. Paperback Printing Cost - Kindle Direct Publishing
    - Evidence informing the 2025 market-value input; displayed series and growth include calculations: The inspected U.S. paperback schedule charges USD xx.xx plus USD xx.xx per page for the specified regular-trim black-ink category. It provides a contemporary commercial price comparison for the assumed USD xx.xx self-publishing production receipt, not an observed historical price or volume.
    - Evidence informing the 2026 market-value input; displayed series and growth include calculations: The schedule distinguishes printing charges from royalties and retail list prices, supporting the production-receipt boundary used in the estimate.
    - Evidence informing base-year allocation inputs; displayed values and growth are calculated: The separately identified paperback printing charge constrains the self-publishing production-receipt model and its distinction from retail proceeds.
    - Evidence informing forecast-year allocation inputs; displayed values and growth are calculated: The separately identified paperback printing charge constrains the self-publishing production-receipt model and its distinction from retail proceeds.
19. European Book Publishing Statistics 2017
    - Evidence informing the 2017 market-value input; displayed series and growth include calculations: The association's primary survey reports approximately EUR xx.xx of European net publisher revenue for 2017, constraining the pre-pandemic demand level.
20. European Book Publishing Statistics 2019
    - Evidence informing the 2018 market-value input; displayed series and growth include calculations: The association reports approximately EUR xx.xx of publisher revenue for 2018.
    - Evidence informing the 2019 market-value input; displayed series and growth include calculations: The association reports approximately EUR xx.xx for 2019 and identifies a questionnaire change that limits exact comparability with earlier observations.

21. 2021 年新闻出版产业分析报告

- Evidence informing the 2020 market-value input; displayed series and growth include calculations: The official report's 2021 comparison identifies a substantial rebound from 2020, constraining the pandemic-recovery bridge.
- Evidence informing the 2021 market-value input; displayed series and growth include calculations: China reported xx.xx book copies or sheets in 2021, up xx.xx%; the report also distinguishes textbook output and reprints.

22. European Book Publishing Statistics 2023

- Evidence informing the 2022 market-value input; displayed series and growth include calculations: European net publisher revenue was approximately EUR xx.xx in 2022; the association describes paper-cost pressure and price-led growth.

23. How Much Does It Cost to Print a Book? - QinPrinting

- Evidence informing base-year allocation inputs; displayed values and growth are calculated: Comparable hardcover and softcover quotations constrain the assumed relative manufacturing realization after scope adjustments.
- Evidence informing forecast-year allocation inputs; displayed values and growth are calculated: Comparable hardcover and softcover quotations constrain the assumed relative manufacturing realization after scope adjustments.
- Evidence informing base-year allocation inputs; displayed values and growth are calculated: Softcover prices provide a commercial comparison, not a historical global average.
- Evidence informing forecast-year allocation inputs; displayed values and growth are calculated: Softcover prices provide a commercial comparison, not a historical global average.
- Evidence informing base-year allocation inputs; displayed values and growth are calculated: Board-book quotations constrain the assumed production receipt; delivery and duties require adjustment.
- Evidence informing forecast-year allocation inputs; displayed values and growth are calculated: Board-book quotations constrain the assumed production receipt; delivery and duties require adjustment.
- Evidence informing base-year allocation inputs; displayed values and growth are calculated: Mechanical-binding quotations constrain the unit-receipt assumption, not incidence.
- Evidence informing forecast-year allocation inputs; displayed values and growth are calculated: Mechanical-binding quotations constrain the unit-receipt assumption, not incidence.
- Evidence informing base-year allocation inputs; displayed values and growth are calculated: Short-booklet quotations constrain the lower realization used for eligible saddle-stitched books.
- Evidence informing forecast-year allocation inputs; displayed values and growth are calculated: Short-booklet quotations constrain the lower realization used for eligible saddle-stitched books.

24. AAP December 2025 StatShot Report

- Evidence informing base-year allocation inputs; displayed values and growth are calculated: Direct-participant 2025 hardback revenue of approximately USD xx.xx anchors the adjusted conventional-format model; it is not printing revenue or a global share.
- Evidence informing forecast-year allocation inputs; displayed values and growth are calculated: Direct-participant 2025 hardback revenue of approximately USD xx.xx anchors the adjusted conventional-format model; it is not printing revenue or a global share.
- Evidence informing base-year allocation inputs; displayed values and growth are calculated: Reported paperback revenue of approximately USD xx.xx plus USD xx.xx mass-market revenue supplies the comparison input. Reported annual movements qualify the forecast starting mix, not its future persistence.
- Evidence informing forecast-year allocation inputs; displayed values and growth are calculated: Reported paperback revenue of approximately USD xx.xx plus USD xx.xx mass-market revenue supplies the comparison input. Reported annual movements qualify the forecast starting mix, not its future persistence.

25. Thomson Reuters - Fourth-Quarter and Full-Year 2025 Results
    - Evidence informing base-year allocation inputs; displayed values and growth are calculated: Global Print revenue and contraction constrain professional-print scale and substitution direction; content receipts are not treated as loose-leaf service revenue.
    - Evidence informing forecast-year allocation inputs; displayed values and growth are calculated: Global Print revenue and contraction constrain professional-print scale and substitution direction; content receipts are not treated as loose-leaf service revenue.
26. MAGACOPY Sofia - Copying and Printing Prices
    - Evidence informing base-year allocation inputs; displayed values and growth are calculated: A current EUR xx.xx binding-only charge establishes a live commercial service and a price-scope comparison; full-book USD receipts and incidence remain assumed.
    - Evidence informing forecast-year allocation inputs; displayed values and growth are calculated: A current EUR xx.xx binding-only charge establishes a live commercial service and a price-scope comparison; full-book USD receipts and incidence remain assumed.
27. Pegasus - My First Book of Shapes: EVA Foam Book
    - Evidence informing base-year allocation inputs; displayed values and growth are calculated: The dated 2025 product identifies foam pages and supports commercial-status and classification checks, not global volume or supplier realization.
    - Evidence informing forecast-year allocation inputs; displayed values and growth are calculated: The dated 2025 product identifies foam pages and supports commercial-status and classification checks, not global volume or supplier realization.

8.1. Paperback & Softcover Books

Table 29. Global Book Printing & Packaging Services Market Size, by Paperback & Softcover Books, by Region, 2017-2040 (USD Million)

Region	2017	2024	2025	2026	2027	2032	2040	CAGR (%)
Africa	xx.xx	xx.xx	xx.xx	xx.xx	xx.xx	xx.xx	xx.xx	xx.xx
Asia-Pacific	xx.xx	xx.xx	xx.xx	xx.xx	xx.xx	xx.xx	xx.xx	xx.xx
Europe	xx.xx	xx.xx	xx.xx	xx.xx	xx.xx	xx.xx	xx.xx	xx.xx
Latin America	xx.xx	xx.xx	xx.xx	xx.xx	xx.xx	xx.xx	xx.xx	xx.xx
Middle East	xx.xx	xx.xx	xx.xx	xx.xx	xx.xx	xx.xx	xx.xx	xx.xx
North America	xx.xx	xx.xx	xx.xx	xx.xx	xx.xx	xx.xx	xx.xx	xx.xx
Total	**xx.xx**	**xx.xx**	**xx.xx**	**xx.xx**	**xx.xx**	**xx.xx**	**xx.xx**	**xx.xx**

Table 30. Global Book Printing & Packaging Services Market Size, by Paperback & Softcover Books, by Group, 2017-2040 (USD Million)

Group	2017	2024	2025	2026	2027	2032	2040	CAGR (%)
ASEAN	xx.xx	xx.xx	xx.xx	xx.xx	xx.xx	xx.xx	xx.xx	xx.xx
BRICS	xx.xx	xx.xx	xx.xx	xx.xx	xx.xx	xx.xx	xx.xx	xx.xx
European Union	xx.xx	xx.xx	xx.xx	xx.xx	xx.xx	xx.xx	xx.xx	xx.xx
G7	xx.xx	xx.xx	xx.xx	xx.xx	xx.xx	xx.xx	xx.xx	xx.xx
GCC	xx.xx	xx.xx	xx.xx	xx.xx	xx.xx	xx.xx	xx.xx	xx.xx
NATO	xx.xx	xx.xx	xx.xx	xx.xx	xx.xx	xx.xx	xx.xx	xx.xx

Table 31. Global Book Printing & Packaging Services Market Size, by Paperback & Softcover Books, by Country, 2017-2040 (USD Million)

Country	2017	2024	2025	2026	2027	2032	2040	CAGR (%)
Australia	xx.xx	xx.xx	xx.xx	xx.xx	xx.xx	xx.xx	xx.xx	xx.xx
Brazil	xx.xx	xx.xx	xx.xx	xx.xx	xx.xx	xx.xx	xx.xx	xx.xx
Canada	xx.xx	xx.xx	xx.xx	xx.xx	xx.xx	xx.xx	xx.xx	xx.xx
China	xx.xx	xx.xx	xx.xx	xx.xx	xx.xx	xx.xx	xx.xx	xx.xx
France	xx.xx	xx.xx	xx.xx	xx.xx	xx.xx	xx.xx	xx.xx	xx.xx
Germany	xx.xx	xx.xx	xx.xx	xx.xx	xx.xx	xx.xx	xx.xx	xx.xx
India	xx.xx	xx.xx	xx.xx	xx.xx	xx.xx	xx.xx	xx.xx	xx.xx
Italy	xx.xx	xx.xx	xx.xx	xx.xx	xx.xx	xx.xx	xx.xx	xx.xx
Japan	xx.xx	xx.xx	xx.xx	xx.xx	xx.xx	xx.xx	xx.xx	xx.xx
Mexico	xx.xx	xx.xx	xx.xx	xx.xx	xx.xx	xx.xx	xx.xx	xx.xx
Russia	xx.xx	xx.xx	xx.xx	xx.xx	xx.xx	xx.xx	xx.xx	xx.xx
South Korea	xx.xx	xx.xx	xx.xx	xx.xx	xx.xx	xx.xx	xx.xx	xx.xx
Spain	xx.xx	xx.xx	xx.xx	xx.xx	xx.xx	xx.xx	xx.xx	xx.xx
United Kingdom	xx.xx	xx.xx	xx.xx	xx.xx	xx.xx	xx.xx	xx.xx	xx.xx
United States	xx.xx	xx.xx	xx.xx	xx.xx	xx.xx	xx.xx	xx.xx	xx.xx
Others	xx.xx	xx.xx	xx.xx	xx.xx	xx.xx	xx.xx	xx.xx	xx.xx
Total	**xx.xx**	**xx.xx**	**xx.xx**	**xx.xx**	**xx.xx**	**xx.xx**	**xx.xx**	**xx.xx**

Sources & Evidence

1. EDItEUR - ONIX Codelists Issue 75, List 150: Product Form
   - Taxonomy evidence: BC identifies paperback and softback books. ([ns.editeur.org](https://ns.editeur.org/onix/en/xx.xx))
   - Evidence informing base-year allocation inputs; displayed values and growth are calculated: BC identifies paperback/softback books.
   - Evidence informing forecast-year allocation inputs; displayed values and growth are calculated: BC identifies paperback/softback books.
2. ONIX Codelists Issue 75 - List 150, Code BC: Paperback / Softback
   - Taxonomy evidence: Code BC identifies paperback and softback books as a physical form. ([ns.editeur.org](https://ns.editeur.org/onix/en/xx.xx/BC))
3. European Book Publishing Statistics 2024
   - Evidence informing the 2024 market-value input; displayed series and growth include calculations: European publishers reported approximately EUR xx.xx of net book-sales revenue in 2024. The disclosed ebook and audiobook proportions inform the modeled xx.xx% physical-book revenue proportion; publisher revenue is an input, not printing-service revenue.
   - Evidence informing the 2025 market-value input; displayed series and growth include calculations: The 2024 publisher-revenue and format observations provide the European demand input carried into the 2025 estimate.
   - Evidence informing base-year allocation inputs; displayed values and growth are calculated: EUR xx.xx of 2024 publisher revenue and weakening physical volumes constrain the European demand weight and forecast, not directly observed service shares. ([fep-fee.eu](https://www.fep-fee.eu/European-Book-Publishing-Statistics-2024))
   - Evidence informing forecast-year allocation inputs; displayed values and growth are calculated: EUR xx.xx of 2024 publisher revenue and weakening physical volumes constrain the European demand weight and forecast, not directly observed service shares. ([fep-fee.eu](https://www.fep-fee.eu/European-Book-Publishing-Statistics-2024))

4. The Global Publishing Industry in 2022

· Evidence informing the 2024 market-value input; displayed series and growth include calculations: Table xx.xx supplies country-level publishing revenues and identifies differences between retail-value, publisher-revenue, print-only and prior-year observations. Selected non-European country observations are adjusted for physical formats and period before estimating production spending.

· Evidence informing the 2025 market-value input; displayed series and growth include calculations: The selected country observations contribute to the demand pool underlying the 2025 working estimate. Nielsen retail datasets elsewhere in the publication are not used.

· Evidence informing base-year allocation inputs; displayed values and growth are calculated: Country revenue/format proxies constrain commissioning weights. ([wipo.int](https://www.wipo.int/edocs/pubdocs/en/wipo-pub-xx.xx-2023-xx.xx-en-the-global-publishing-industry-in-2022.pdf))

· Evidence informing forecast-year allocation inputs; displayed values and growth are calculated: Country revenue/format proxies constrain commissioning weights. ([wipo.int](https://www.wipo.int/edocs/pubdocs/en/wipo-pub-xx.xx-2023-xx.xx-en-the-global-publishing-industry-in-2022.pdf))

· Evidence informing base-year allocation inputs; displayed values and growth are calculated: Revenue and registration proxies constrain allocation. ([wipo.int](https://www.wipo.int/edocs/pubdocs/en/wipo-pub-xx.xx-2023-xx.xx-en-the-global-publishing-industry-in-2022.pdf))

· Evidence informing forecast-year allocation inputs; displayed values and growth are calculated: Revenue and registration proxies constrain allocation. ([wipo.int](https://www.wipo.int/edocs/pubdocs/en/wipo-pub-xx.xx-2023-xx.xx-en-the-global-publishing-industry-in-2022.pdf))

· Evidence informing base-year allocation inputs; displayed values and growth are calculated: Revenue, format and title proxies constrain allocation. ([wipo.int](https://www.wipo.int/edocs/pubdocs/en/wipo-pub-xx.xx-2023-xx.xx-en-the-global-publishing-industry-in-2022.pdf))

· Evidence informing forecast-year allocation inputs; displayed values and growth are calculated: Revenue, format and title proxies constrain allocation. ([wipo.int](https://www.wipo.int/edocs/pubdocs/en/wipo-pub-xx.xx-2023-xx.xx-en-the-global-publishing-industry-in-2022.pdf))

· Evidence informing base-year allocation inputs; displayed values and growth are calculated: Turkish revenue constrains regional commissioning scale. ([wipo.int](https://www.wipo.int/edocs/pubdocs/en/wipo-pub-xx.xx-2023-xx.xx-en-the-global-publishing-industry-in-2022.pdf))

· Evidence informing forecast-year allocation inputs; displayed values and growth are calculated: Turkish revenue constrains regional commissioning scale. ([wipo.int](https://www.wipo.int/edocs/pubdocs/en/wipo-pub-xx.xx-2023-xx.xx-en-the-global-publishing-industry-in-2022.pdf))

· Evidence informing base-year allocation inputs; displayed values and growth are calculated: Nigerian registration activity supplies a modeled-demand input. ([wipo.int](https://www.wipo.int/edocs/pubdocs/en/wipo-pub-xx.xx-2023-xx.xx-en-the-global-publishing-industry-in-2022.pdf))

· Evidence informing forecast-year allocation inputs; displayed values and growth are calculated: Nigerian registration activity supplies a modeled-demand input. ([wipo.int](https://www.wipo.int/edocs/pubdocs/en/wipo-pub-xx.xx-2023-xx.xx-en-the-global-publishing-industry-in-2022.pdf))

· Evidence informing base-year allocation inputs; displayed values and growth are calculated: Country revenue, format and registration proxies constrain allocation. ([wipo.int](https://www.wipo.int/edocs/pubdocs/en/wipo-pub-xx.xx-2023-xx.xx-en-the-global-publishing-industry-in-2022.pdf))

· Evidence informing forecast-year allocation inputs; displayed values and growth are calculated: Country revenue, format and registration proxies constrain allocation. ([wipo.int](https://www.wipo.int/edocs/pubdocs/en/wipo-pub-xx.xx-2023-xx.xx-en-the-global-publishing-industry-in-2022.pdf))

· Evidence informing base-year allocation inputs; displayed values and growth are calculated: Educational/trade differences qualify extrapolation of U.S. consumer-format revenue.

· Evidence informing forecast-year allocation inputs; displayed values and growth are calculated: Educational/trade differences qualify extrapolation of U.S. consumer-format revenue.

5. 2024 年新闻出版统计公报

· Evidence informing the 2024 market-value input; displayed series and growth include calculations: For 2024, the official table reports xx.xx book copies or sheets and CNY xx.xx of book-publishing revenue. These constrain the demand bridge and historical contraction, rather than directly measuring printing-service sales.

· Evidence informing the 2025 market-value input; displayed series and growth include calculations: The 2024 book-publishing observation supplies the Chinese demand primitive for the 2025 model.

· Evidence informing base-year allocation inputs; displayed values and growth are calculated: 2024 book-publishing revenue of CNY xx.xx supplies the physical-demand proxy; reported output contraction qualifies growth assumptions. ([nppa.gov.cn](https://www.nppa.gov.cn/xxgk/fdzdgknr/tjxx/xx.xx/P020251218382424228218.pdf))

· Evidence informing forecast-year allocation inputs; displayed values and growth are calculated: 2024 book-publishing revenue of CNY xx.xx supplies the physical-demand proxy; reported output contraction qualifies growth assumptions. ([nppa.gov.cn](https://www.nppa.gov.cn/xxgk/fdzdgknr/tjxx/xx.xx/P020251218382424228218.pdf))

· Evidence informing base-year allocation inputs; displayed values and growth are calculated: The Chinese book-publishing observation is a major regional demand input, distinct from all printing and packaging industry revenue. ([nppa.gov.cn](https://www.nppa.gov.cn/xxgk/fdzdgknr/tjxx/xx.xx/P020251218382424228218.pdf))

· Evidence informing forecast-year allocation inputs; displayed values and growth are calculated: The Chinese book-publishing observation is a major regional demand input, distinct from all printing and packaging industry revenue. ([nppa.gov.cn](https://www.nppa.gov.cn/xxgk/fdzdgknr/tjxx/xx.xx/P020251218382424228218.pdf))

6. Foreign Exchange Rates - G.5A Annual, January 5, 2026

· Evidence informing the 2024 market-value input; displayed series and growth include calculations: The official 2024 annual-average conversion inputs are USD xx.xx per EUR, CNY xx.xx per USD and CAD xx.xx per USD.

· Evidence informing the 2025 market-value input; displayed series and growth include calculations: The exchange-rate table establishes the conversion basis of the preceding-year demand inputs used in the 2025 estimate; subsequent effective-USD price assumptions are modeled separately.

7. Book publishing industry, 2024 - Statistics Canada

· Evidence informing the 2024 market-value input; displayed series and growth include calculations: Canadian publishers reported CAD xx.xx of print sales outside the online category and CAD xx.xx of online print sales in 2024. Their sum, rather than total operating revenue, supplies the physical-book demand input.

· Evidence informing the 2025 market-value input; displayed series and growth include calculations: Reported cost of goods sold of CAD xx.xx, up CAD xx.xx from 2022, supplies a cost-pressure cross-check, not a directly attributable printing-services total.

· Evidence informing base-year allocation inputs; displayed values and growth are calculated: CAD xx.xx plus CAD xx.xx of print sales supplies a physical-book commissioning proxy; digital growth constrains the forecast mix. ([www150.statcan.gc.ca](https://www150.statcan.gc.ca/n1/daily-quotidien/xx.xx/dq260205b-eng.pdf))

· Evidence informing forecast-year allocation inputs; displayed values and growth are calculated: CAD xx.xx plus CAD xx.xx of print sales supplies a physical-book commissioning proxy; digital growth constrains the forecast mix. ([www150.statcan.gc.ca](https://www150.statcan.gc.ca/n1/daily-quotidien/xx.xx/dq260205b-eng.pdf))

· Evidence informing base-year allocation inputs; displayed values and growth are calculated: The Canadian physical-book input contributes to the North American demand index; it is publisher revenue, not service receipts. ([www150.statcan.gc.ca](https://www150.statcan.gc.ca/n1/daily-quotidien/xx.xx/dq260205b-eng.pdf))

· Evidence informing forecast-year allocation inputs; displayed values and growth are calculated: The Canadian physical-book input contributes to the North American demand index; it is publisher revenue, not service receipts. ([www150.statcan.gc.ca](https://www150.statcan.gc.ca/n1/daily-quotidien/xx.xx/dq260205b-eng.pdf))

8. U.S. Census Bureau - Books Printing: Shipments, annual table
   - Evidence informing the 2017 market-value input; displayed series and growth include calculations: U.S. books-printing shipments were USD xx.xx in 2017; this is a national production anchor for the historical model.
   - Evidence informing the 2018 market-value input; displayed series and growth include calculations: U.S. books-printing shipments were USD xx.xx in 2018.
   - Evidence informing the 2019 market-value input; displayed series and growth include calculations: U.S. books-printing shipments were USD xx.xx in 2019.
   - Evidence informing the 2020 market-value input; displayed series and growth include calculations: U.S. books-printing shipments were USD xx.xx in 2020.
   - Evidence informing the 2021 market-value input; displayed series and growth include calculations: U.S. books-printing shipments were USD xx.xx in 2021.
   - Evidence informing the 2022 market-value input; displayed series and growth include calculations: U.S. books-printing shipments were USD xx.xx in 2022.
   - Evidence informing the 2024 market-value input; displayed series and growth include calculations: U.S. books-printing shipments were USD xx.xx in 2024. This national industrial measure is narrower than the composite global service boundary.
9. U.S. Census Bureau - Book Publishers, All Establishments: Revenue, annual table
   - Evidence informing the 2024 market-value input; displayed series and growth include calculations: The Census annual series reports USD xx.xx of U.S. book-publisher revenue for 2024. A modeled xx.xx% physical-book proportion excludes digital and other adjacent receipts.
   - Evidence informing the 2025 market-value input; displayed series and growth include calculations: The 2024 Census observation replaces an older survey-based U.S. revenue bridge in the demand pool underlying 2025.
   - Evidence informing base-year allocation inputs; displayed values and growth are calculated: The official Census revenue-series page defines the publisher-receipt measure underlying the retained U.S. input; the exact 2024 cell was not independently re-extracted. ([fred.stlouisfed.org](https://fred.stlouisfed.org/data/AIES51113RCT00US))
   - Evidence informing forecast-year allocation inputs; displayed values and growth are calculated: The official Census revenue-series page defines the publisher-receipt measure underlying the retained U.S. input; the exact 2024 cell was not independently re-extracted. ([fred.stlouisfed.org](https://fred.stlouisfed.org/data/AIES51113RCT00US))
10. Scholastic Corporation - Form 10-K for the year ended May 31, 2025
    - Evidence informing the 2024 market-value input; displayed series and growth include calculations: Scholastic's fiscal 2024 product, service, production and inventory-reserve costs were xx.xx% of revenue; postage, freight, shipping, fulfillment and other costs were xx.xx%. These broad categories constrain, but do not directly establish, eligible outsourced-service spending.
    - Evidence informing the 2025 market-value input; displayed series and growth include calculations: The corresponding fiscal 2025 proportions were xx.xx% and xx.xx%. Royalties and prepublication amortization are separately disclosed, allowing their exclusion from the service-market bridge.

11. CEWE achieves all targets in 2025 and aims to further increase revenue and earnings in 2026
    - Evidence informing the 2025 market-value input; displayed series and growth include calculations: CEWE reported xx.xx CEWE PHOTOBOOK copies in 2025 versus xx.xx in 2024, supporting a positive specialty-book volume assumption without establishing global adoption.
    - Evidence informing the 2026 market-value input; displayed series and growth include calculations: Observed 2025 photobook growth informs the specialty-demand assumption for 2026; the market value remains modeled.
    - Evidence informing the 2032 market-value input; displayed series and growth include calculations: The observed specialty-book activity is a starting condition for the forecast, not independent proof of continued growth through 2032.
    - Evidence informing the 2040 market-value input; displayed series and growth include calculations: The forecast explicitly slows specialty-demand growth after 2032; this source supplies the initial commercial observation, not the long-term growth rate.
    - Evidence informing base-year allocation inputs; displayed values and growth are calculated: Company photobook activity constrains the materiality of specialty commissions; it does not establish the modeled European specialty multiplier or continued growth through 2032. ([ir.cewe.de](https://ir.cewe.de/en/news/cewe-achieves-all-targets-in-2025-and-aims-to-further-increase-revenue-and-earnings-in/70292c17-c943-xx.xx-bd11-4323b6ce54d8))
    - Evidence informing forecast-year allocation inputs; displayed values and growth are calculated: Company photobook activity constrains the materiality of specialty commissions; it does not establish the modeled European specialty multiplier or continued growth through 2032. ([ir.cewe.de](https://ir.cewe.de/en/news/cewe-achieves-all-targets-in-2025-and-aims-to-further-increase-revenue-and-earnings-in/70292c17-c943-xx.xx-bd11-4323b6ce54d8))
    - Evidence informing base-year allocation inputs; displayed values and growth are calculated: Photobook activity supports the separate personal-book commissioning block; its softcover fraction remains assumed.
    - Evidence informing forecast-year allocation inputs; displayed values and growth are calculated: Photobook activity supports the separate personal-book commissioning block; its softcover fraction remains assumed.
12. Paperback Printing Cost - Kindle Direct Publishing
    - Evidence informing the 2025 market-value input; displayed series and growth include calculations: The inspected U.S. paperback schedule charges USD xx.xx plus USD xx.xx per page for the specified regular-trim black-ink category. It provides a contemporary commercial price comparison for the assumed USD xx.xx self-publishing production receipt, not an observed historical price or volume.
    - Evidence informing the 2026 market-value input; displayed series and growth include calculations: The schedule distinguishes printing charges from royalties and retail list prices, supporting the production-receipt boundary used in the estimate.
    - Evidence informing base-year allocation inputs; displayed values and growth are calculated: The separately identified paperback printing charge constrains the self-publishing production-receipt model and its distinction from retail proceeds.
    - Evidence informing forecast-year allocation inputs; displayed values and growth are calculated: The separately identified paperback printing charge constrains the self-publishing production-receipt model and its distinction from retail proceeds.
13. European Book Publishing Statistics 2017
    - Evidence informing the 2017 market-value input; displayed series and growth include calculations: The association's primary survey reports approximately EUR xx.xx of European net publisher revenue for 2017, constraining the pre-pandemic demand level.
14. European Book Publishing Statistics 2019
    - Evidence informing the 2018 market-value input; displayed series and growth include calculations: The association reports approximately EUR xx.xx of publisher revenue for 2018.
    - Evidence informing the 2019 market-value input; displayed series and growth include calculations: The association reports approximately EUR xx.xx for 2019 and identifies a questionnaire change that limits exact comparability with earlier observations.

15. 2021 年新闻出版产业分析报告

- Evidence informing the 2020 market-value input; displayed series and growth include calculations: The official report's 2021 comparison identifies a substantial rebound from 2020, constraining the pandemic-recovery bridge.
- Evidence informing the 2021 market-value input; displayed series and growth include calculations: China reported xx.xx book copies or sheets in 2021, up xx.xx%; the report also distinguishes textbook output and reprints.

16. European Book Publishing Statistics 2023

- Evidence informing the 2022 market-value input; displayed series and growth include calculations: European net publisher revenue was approximately EUR xx.xx in 2022; the association describes paper-cost pressure and price-led growth.

17. Foreign Exchange Rates - G.5A Annual, January 5, 2026

- Evidence informing base-year allocation inputs; displayed values and growth are calculated: Official annual-average exchange-rate methodology supports the frozen common-USD conversion convention; it does not measure service demand. ([federalreserve.gov](https://www.federalreserve.gov/releases/g5a/xx.xx/))
- Evidence informing forecast-year allocation inputs; displayed values and growth are calculated: Official annual-average exchange-rate methodology supports the frozen common-USD conversion convention; it does not measure service demand. ([federalreserve.gov](https://www.federalreserve.gov/releases/g5a/xx.xx/))
- Evidence informing base-year allocation inputs; displayed values and growth are calculated: The annual currency-conversion convention prevents mixing local-currency demand inputs with USD allocation weights. ([federalreserve.gov](https://www.federalreserve.gov/releases/g5a/xx.xx/))
- Evidence informing forecast-year allocation inputs; displayed values and growth are calculated: The annual currency-conversion convention prevents mixing local-currency demand inputs with USD allocation weights. ([federalreserve.gov](https://www.federalreserve.gov/releases/g5a/xx.xx/))

18. GCC Statistical Center - Education Statistics 2024 announcement, March 23, 2026

- Evidence informing base-year allocation inputs; displayed values and growth are calculated: Approximately xx.xx general-school pupils constrain the regional educational customer pool; national apportionment and monetization are assumed. ([gccstat.org](https://www.gccstat.org/news/xx.xx))
- Evidence informing forecast-year allocation inputs; displayed values and growth are calculated: Approximately xx.xx general-school pupils constrain the regional educational customer pool; national apportionment and monetization are assumed. ([gccstat.org](https://www.gccstat.org/news/xx.xx))

19. South African Book Publishing Industry Survey 2023-2024

- Evidence informing base-year allocation inputs; displayed values and growth are calculated: The transparent national publisher survey supplies a regional commercial comparator, not an observed African printing-service total. ([publishsa.co.za](https://publishsa.co.za/wp-content/uploads/2025/xx.xx/South-African-Book-Publishing-Industry-Survey-2023-2024.pdf))
- Evidence informing forecast-year allocation inputs; displayed values and growth are calculated: The transparent national publisher survey supplies a regional commercial comparator, not an observed African printing-service total. ([publishsa.co.za](https://publishsa.co.za/wp-content/uploads/2025/xx.xx/South-African-Book-Publishing-Industry-Survey-2023-2024.pdf))

20. Ministry of Education - Press conference release, December 17, 2024

- Evidence informing base-year allocation inputs; displayed values and growth are calculated: The announced increase in annual NCERT textbook printing from xx.xx to xx.xx supports an educational-demand mechanism, not realized supplier receipts or the modeled forecast share. ([education.gov.in](https://www.education.gov.in/sites/upload_files/mhrd/files/PIB%20releae%20of%20the%20Press%20Conference%20held%20today.pdf))
- Evidence informing forecast-year allocation inputs; displayed values and growth are calculated: The announced increase in annual NCERT textbook printing from xx.xx to xx.xx supports an educational-demand mechanism, not realized supplier receipts or the modeled forecast share. ([education.gov.in](https://www.education.gov.in/sites/upload_files/mhrd/files/PIB%20releae%20of%20the%20Press%20Conference%20held%20today.pdf))

21. Global Connect - Ingram Content Group
    - Evidence informing base-year allocation inputs; displayed values and growth are calculated: Agreement-dependent network access does not quantify Brazilian commissions or guarantee institutional awards. ([resources.ingramcontent.com](https://resources.ingramcontent.com/publishers/global-connect))
    - Evidence informing forecast-year allocation inputs; displayed values and growth are calculated: Agreement-dependent network access does not quantify Brazilian commissions or guarantee institutional awards. ([resources.ingramcontent.com](https://resources.ingramcontent.com/publishers/global-connect))
22. Paperback and Hardcover Distribution Rights - Kindle Direct Publishing
    - Evidence informing base-year allocation inputs; displayed values and growth are calculated: The marketplace-specific physical-book distribution restriction is not evidence of zero Mexican printing and packaging demand. ([kdp.amazon.com](https://kdp.amazon.com/en_US/help/topic/G201834280))
    - Evidence informing forecast-year allocation inputs; displayed values and growth are calculated: The marketplace-specific physical-book distribution restriction is not evidence of zero Mexican printing and packaging demand. ([kdp.amazon.com](https://kdp.amazon.com/en_US/help/topic/G201834280))
23. How Much Does It Cost to Print a Book? - QinPrinting
    - Evidence informing base-year allocation inputs; displayed values and growth are calculated: Softcover prices provide a commercial comparison, not a historical global average.
    - Evidence informing forecast-year allocation inputs; displayed values and growth are calculated: Softcover prices provide a commercial comparison, not a historical global average.
24. AAP December 2025 StatShot Report
    - Evidence informing base-year allocation inputs; displayed values and growth are calculated: Reported paperback revenue of approximately USD xx.xx plus USD xx.xx mass-market revenue supplies the comparison input. Reported annual movements qualify the forecast starting mix, not its future persistence.
    - Evidence informing forecast-year allocation inputs; displayed values and growth are calculated: Reported paperback revenue of approximately USD xx.xx plus USD xx.xx mass-market revenue supplies the comparison input. Reported annual movements qualify the forecast starting mix, not its future persistence.

8.2. Hardcover Books

Table 32. Global Book Printing & Packaging Services Market Size, by Hardcover Books, by Region, 2017-2040 (USD Million)

Region	2017	2024	2025	2026	2027	2032	2040	CAGR (%)
Africa	xx.xx	xx.xx	xx.xx	xx.xx	xx.xx	xx.xx	xx.xx	xx.xx
Asia-Pacific	xx.xx	xx.xx	xx.xx	xx.xx	xx.xx	xx.xx	xx.xx	xx.xx
Europe	xx.xx	xx.xx	xx.xx	xx.xx	xx.xx	xx.xx	xx.xx	xx.xx
Latin America	xx.xx	xx.xx	xx.xx	xx.xx	xx.xx	xx.xx	xx.xx	xx.xx
Middle East	xx.xx	xx.xx	xx.xx	xx.xx	xx.xx	xx.xx	xx.xx	xx.xx
North America	xx.xx	xx.xx	xx.xx	xx.xx	xx.xx	xx.xx	xx.xx	xx.xx
Total	**xx.xx**	**xx.xx**	**xx.xx**	**xx.xx**	**xx.xx**	**xx.xx**	**xx.xx**	**xx.xx**

Table 33. Global Book Printing & Packaging Services Market Size, by Hardcover Books, by Group, 2017-2040 (USD Million)

Group	2017	2024	2025	2026	2027	2032	2040	CAGR (%)
ASEAN	xx.xx	xx.xx	xx.xx	xx.xx	xx.xx	xx.xx	xx.xx	xx.xx
BRICS	xx.xx	xx.xx	xx.xx	xx.xx	xx.xx	xx.xx	xx.xx	xx.xx
European Union	xx.xx	xx.xx	xx.xx	xx.xx	xx.xx	xx.xx	xx.xx	xx.xx
G7	xx.xx	xx.xx	xx.xx	xx.xx	xx.xx	xx.xx	xx.xx	xx.xx
GCC	xx.xx	xx.xx	xx.xx	xx.xx	xx.xx	xx.xx	xx.xx	xx.xx
NATO	xx.xx	xx.xx	xx.xx	xx.xx	xx.xx	xx.xx	xx.xx	xx.xx

Table 34. Global Book Printing & Packaging Services Market Size, by Hardcover Books, by Country, 2017-2040 (USD Million)

Country	2017	2024	2025	2026	2027	2032	2040	CAGR (%)
Australia	xx.xx	xx.xx	xx.xx	xx.xx	xx.xx	xx.xx	xx.xx	xx.xx
Brazil	xx.xx	xx.xx	xx.xx	xx.xx	xx.xx	xx.xx	xx.xx	xx.xx
Canada	xx.xx	xx.xx	xx.xx	xx.xx	xx.xx	xx.xx	xx.xx	xx.xx
China	xx.xx	xx.xx	xx.xx	xx.xx	xx.xx	xx.xx	xx.xx	xx.xx
France	xx.xx	xx.xx	xx.xx	xx.xx	xx.xx	xx.xx	xx.xx	xx.xx
Germany	xx.xx	xx.xx	xx.xx	xx.xx	xx.xx	xx.xx	xx.xx	xx.xx
India	xx.xx	xx.xx	xx.xx	xx.xx	xx.xx	xx.xx	xx.xx	xx.xx
Italy	xx.xx	xx.xx	xx.xx	xx.xx	xx.xx	xx.xx	xx.xx	xx.xx
Japan	xx.xx	xx.xx	xx.xx	xx.xx	xx.xx	xx.xx	xx.xx	xx.xx
Mexico	xx.xx	xx.xx	xx.xx	xx.xx	xx.xx	xx.xx	xx.xx	xx.xx
Russia	xx.xx	xx.xx	xx.xx	xx.xx	xx.xx	xx.xx	xx.xx	xx.xx
South Korea	xx.xx	xx.xx	xx.xx	xx.xx	xx.xx	xx.xx	xx.xx	xx.xx
Spain	xx.xx	xx.xx	xx.xx	xx.xx	xx.xx	xx.xx	xx.xx	xx.xx
United Kingdom	xx.xx	xx.xx	xx.xx	xx.xx	xx.xx	xx.xx	xx.xx	xx.xx
United States	xx.xx	xx.xx	xx.xx	xx.xx	xx.xx	xx.xx	xx.xx	xx.xx
Others	xx.xx	xx.xx	xx.xx	xx.xx	xx.xx	xx.xx	xx.xx	xx.xx
Total	**xx.xx**	**xx.xx**	**xx.xx**	**xx.xx**	**xx.xx**	**xx.xx**	**xx.xx**	**xx.xx**

Sources & Evidence

1. EDItEUR - ONIX Codelists Issue 75, List 150: Product Form
   - Taxonomy evidence: BB identifies hardback or cased books. ([ns.editeur.org](https://ns.editeur.org/onix/en/xx.xx))
   - Evidence informing base-year allocation inputs; displayed values and growth are calculated: BB identifies hardback/cased books.
   - Evidence informing forecast-year allocation inputs; displayed values and growth are calculated: BB identifies hardback/cased books.
2. ONIX Codelists Issue 74 - List 150, Code BB: Hardback
   - Taxonomy evidence: Code BB identifies the hardback/cased physical-book form. ([ns.editeur.org](https://ns.editeur.org/onix/en/xx.xx/BB))
3. European Book Publishing Statistics 2024
   - Evidence informing the 2024 market-value input; displayed series and growth include calculations: European publishers reported approximately EUR xx.xx of net book-sales revenue in 2024. The disclosed ebook and audiobook proportions inform the modeled xx.xx% physical-book revenue proportion; publisher revenue is an input, not printing-service revenue.
   - Evidence informing the 2025 market-value input; displayed series and growth include calculations: The 2024 publisher-revenue and format observations provide the European demand input carried into the 2025 estimate.
   - Evidence informing base-year allocation inputs; displayed values and growth are calculated: EUR xx.xx of 2024 publisher revenue and weakening physical volumes constrain the European demand weight and forecast, not directly observed service shares. ([fep-fee.eu](https://www.fep-fee.eu/European-Book-Publishing-Statistics-2024))
   - Evidence informing forecast-year allocation inputs; displayed values and growth are calculated: EUR xx.xx of 2024 publisher revenue and weakening physical volumes constrain the European demand weight and forecast, not directly observed service shares. ([fep-fee.eu](https://www.fep-fee.eu/European-Book-Publishing-Statistics-2024))

4. The Global Publishing Industry in 2022

- Evidence informing the 2024 market-value input; displayed series and growth include calculations: Table xx.xx supplies country-level publishing revenues and identifies differences between retail-value, publisher-revenue, print-only and prior-year observations. Selected non-European country observations are adjusted for physical formats and period before estimating production spending.
- Evidence informing the 2025 market-value input; displayed series and growth include calculations: The selected country observations contribute to the demand pool underlying the 2025 working estimate. Nielsen retail datasets elsewhere in the publication are not used.
- Evidence informing base-year allocation inputs; displayed values and growth are calculated: Country revenue/format proxies constrain commissioning weights. ([wipo.int](https://www.wipo.int/edocs/pubdocs/en/wipo-pub-xx.xx-2023-xx.xx-en-the-global-publishing-industry-in-2022.pdf))
- Evidence informing forecast-year allocation inputs; displayed values and growth are calculated: Country revenue/format proxies constrain commissioning weights. ([wipo.int](https://www.wipo.int/edocs/pubdocs/en/wipo-pub-xx.xx-2023-xx.xx-en-the-global-publishing-industry-in-2022.pdf))
- Evidence informing base-year allocation inputs; displayed values and growth are calculated: Revenue and registration proxies constrain allocation. ([wipo.int](https://www.wipo.int/edocs/pubdocs/en/wipo-pub-xx.xx-2023-xx.xx-en-the-global-publishing-industry-in-2022.pdf))
- Evidence informing forecast-year allocation inputs; displayed values and growth are calculated: Revenue and registration proxies constrain allocation. ([wipo.int](https://www.wipo.int/edocs/pubdocs/en/wipo-pub-xx.xx-2023-xx.xx-en-the-global-publishing-industry-in-2022.pdf))
- Evidence informing base-year allocation inputs; displayed values and growth are calculated: Revenue, format and title proxies constrain allocation. ([wipo.int](https://www.wipo.int/edocs/pubdocs/en/wipo-pub-xx.xx-2023-xx.xx-en-the-global-publishing-industry-in-2022.pdf))
- Evidence informing forecast-year allocation inputs; displayed values and growth are calculated: Revenue, format and title proxies constrain allocation. ([wipo.int](https://www.wipo.int/edocs/pubdocs/en/wipo-pub-xx.xx-2023-xx.xx-en-the-global-publishing-industry-in-2022.pdf))
- Evidence informing base-year allocation inputs; displayed values and growth are calculated: Turkish revenue constrains regional commissioning scale. ([wipo.int](https://www.wipo.int/edocs/pubdocs/en/wipo-pub-xx.xx-2023-xx.xx-en-the-global-publishing-industry-in-2022.pdf))
- Evidence informing forecast-year allocation inputs; displayed values and growth are calculated: Turkish revenue constrains regional commissioning scale. ([wipo.int](https://www.wipo.int/edocs/pubdocs/en/wipo-pub-xx.xx-2023-xx.xx-en-the-global-publishing-industry-in-2022.pdf))
- Evidence informing base-year allocation inputs; displayed values and growth are calculated: Nigerian registration activity supplies a modeled-demand input. ([wipo.int](https://www.wipo.int/edocs/pubdocs/en/wipo-pub-xx.xx-2023-xx.xx-en-the-global-publishing-industry-in-2022.pdf))
- Evidence informing forecast-year allocation inputs; displayed values and growth are calculated: Nigerian registration activity supplies a modeled-demand input. ([wipo.int](https://www.wipo.int/edocs/pubdocs/en/wipo-pub-xx.xx-2023-xx.xx-en-the-global-publishing-industry-in-2022.pdf))
- Evidence informing base-year allocation inputs; displayed values and growth are calculated: Country revenue, format and registration proxies constrain allocation. ([wipo.int](https://www.wipo.int/edocs/pubdocs/en/wipo-pub-xx.xx-2023-xx.xx-en-the-global-publishing-industry-in-2022.pdf))
- Evidence informing forecast-year allocation inputs; displayed values and growth are calculated: Country revenue, format and registration proxies constrain allocation. ([wipo.int](https://www.wipo.int/edocs/pubdocs/en/wipo-pub-xx.xx-2023-xx.xx-en-the-global-publishing-industry-in-2022.pdf))
- Evidence informing base-year allocation inputs; displayed values and growth are calculated: Primary survey sector differences constrain the education-adjusted hardcover proxy.
- Evidence informing forecast-year allocation inputs; displayed values and growth are calculated: Primary survey sector differences constrain the education-adjusted hardcover proxy.

5. 2024 年新闻出版统计公报

· Evidence informing the 2024 market-value input; displayed series and growth include calculations: For 2024, the official table reports xx.xx book copies or sheets and CNY xx.xx of book-publishing revenue. These constrain the demand bridge and historical contraction, rather than directly measuring printing-service sales.

· Evidence informing the 2025 market-value input; displayed series and growth include calculations: The 2024 book-publishing observation supplies the Chinese demand primitive for the 2025 model.

· Evidence informing base-year allocation inputs; displayed values and growth are calculated: 2024 book-publishing revenue of CNY xx.xx supplies the physical-demand proxy; reported output contraction qualifies growth assumptions. ([nppa.gov.cn](https://www.nppa.gov.cn/xxgk/fdzdgknr/tjxx/xx.xx/P020251218382424228218.pdf))

· Evidence informing forecast-year allocation inputs; displayed values and growth are calculated: 2024 book-publishing revenue of CNY xx.xx supplies the physical-demand proxy; reported output contraction qualifies growth assumptions. ([nppa.gov.cn](https://www.nppa.gov.cn/xxgk/fdzdgknr/tjxx/xx.xx/P020251218382424228218.pdf))

· Evidence informing base-year allocation inputs; displayed values and growth are calculated: The Chinese book-publishing observation is a major regional demand input, distinct from all printing and packaging industry revenue. ([nppa.gov.cn](https://www.nppa.gov.cn/xxgk/fdzdgknr/tjxx/xx.xx/P020251218382424228218.pdf))

· Evidence informing forecast-year allocation inputs; displayed values and growth are calculated: The Chinese book-publishing observation is a major regional demand input, distinct from all printing and packaging industry revenue. ([nppa.gov.cn](https://www.nppa.gov.cn/xxgk/fdzdgknr/tjxx/xx.xx/P020251218382424228218.pdf))

6. Foreign Exchange Rates - G.5A Annual, January 5, 2026

· Evidence informing the 2024 market-value input; displayed series and growth include calculations: The official 2024 annual-average conversion inputs are USD xx.xx per EUR, CNY xx.xx per USD and CAD xx.xx per USD.

· Evidence informing the 2025 market-value input; displayed series and growth include calculations: The exchange-rate table establishes the conversion basis of the preceding-year demand inputs used in the 2025 estimate; subsequent effective-USD price assumptions are modeled separately.

7. Book publishing industry, 2024 - Statistics Canada

· Evidence informing the 2024 market-value input; displayed series and growth include calculations: Canadian publishers reported CAD xx.xx of print sales outside the online category and CAD xx.xx of online print sales in 2024. Their sum, rather than total operating revenue, supplies the physical-book demand input.

· Evidence informing the 2025 market-value input; displayed series and growth include calculations: Reported cost of goods sold of CAD xx.xx, up CAD xx.xx from 2022, supplies a cost-pressure cross-check, not a directly attributable printing-services total.

· Evidence informing base-year allocation inputs; displayed values and growth are calculated: CAD xx.xx plus CAD xx.xx of print sales supplies a physical-book commissioning proxy; digital growth constrains the forecast mix. ([www150.statcan.gc.ca](https://www150.statcan.gc.ca/n1/daily-quotidien/xx.xx/dq260205b-eng.pdf))

· Evidence informing forecast-year allocation inputs; displayed values and growth are calculated: CAD xx.xx plus CAD xx.xx of print sales supplies a physical-book commissioning proxy; digital growth constrains the forecast mix. ([www150.statcan.gc.ca](https://www150.statcan.gc.ca/n1/daily-quotidien/xx.xx/dq260205b-eng.pdf))

· Evidence informing base-year allocation inputs; displayed values and growth are calculated: The Canadian physical-book input contributes to the North American demand index; it is publisher revenue, not service receipts. ([www150.statcan.gc.ca](https://www150.statcan.gc.ca/n1/daily-quotidien/xx.xx/dq260205b-eng.pdf))

· Evidence informing forecast-year allocation inputs; displayed values and growth are calculated: The Canadian physical-book input contributes to the North American demand index; it is publisher revenue, not service receipts. ([www150.statcan.gc.ca](https://www150.statcan.gc.ca/n1/daily-quotidien/xx.xx/dq260205b-eng.pdf))

8. U.S. Census Bureau - Books Printing: Shipments, annual table
   - Evidence informing the 2017 market-value input; displayed series and growth include calculations: U.S. books-printing shipments were USD xx.xx in 2017; this is a national production anchor for the historical model.
   - Evidence informing the 2018 market-value input; displayed series and growth include calculations: U.S. books-printing shipments were USD xx.xx in 2018.
   - Evidence informing the 2019 market-value input; displayed series and growth include calculations: U.S. books-printing shipments were USD xx.xx in 2019.
   - Evidence informing the 2020 market-value input; displayed series and growth include calculations: U.S. books-printing shipments were USD xx.xx in 2020.
   - Evidence informing the 2021 market-value input; displayed series and growth include calculations: U.S. books-printing shipments were USD xx.xx in 2021.
   - Evidence informing the 2022 market-value input; displayed series and growth include calculations: U.S. books-printing shipments were USD xx.xx in 2022.
   - Evidence informing the 2024 market-value input; displayed series and growth include calculations: U.S. books-printing shipments were USD xx.xx in 2024. This national industrial measure is narrower than the composite global service boundary.
9. U.S. Census Bureau - Book Publishers, All Establishments: Revenue, annual table
   - Evidence informing the 2024 market-value input; displayed series and growth include calculations: The Census annual series reports USD xx.xx of U.S. book-publisher revenue for 2024. A modeled xx.xx% physical-book proportion excludes digital and other adjacent receipts.
   - Evidence informing the 2025 market-value input; displayed series and growth include calculations: The 2024 Census observation replaces an older survey-based U.S. revenue bridge in the demand pool underlying 2025.
   - Evidence informing base-year allocation inputs; displayed values and growth are calculated: The official Census revenue-series page defines the publisher-receipt measure underlying the retained U.S. input; the exact 2024 cell was not independently re-extracted. ([fred.stlouisfed.org](https://fred.stlouisfed.org/data/AIES51113RCT00US))
   - Evidence informing forecast-year allocation inputs; displayed values and growth are calculated: The official Census revenue-series page defines the publisher-receipt measure underlying the retained U.S. input; the exact 2024 cell was not independently re-extracted. ([fred.stlouisfed.org](https://fred.stlouisfed.org/data/AIES51113RCT00US))
10. Scholastic Corporation - Form 10-K for the year ended May 31, 2025
    - Evidence informing the 2024 market-value input; displayed series and growth include calculations: Scholastic's fiscal 2024 product, service, production and inventory-reserve costs were xx.xx% of revenue; postage, freight, shipping, fulfillment and other costs were xx.xx%. These broad categories constrain, but do not directly establish, eligible outsourced-service spending.
    - Evidence informing the 2025 market-value input; displayed series and growth include calculations: The corresponding fiscal 2025 proportions were xx.xx% and xx.xx%. Royalties and prepublication amortization are separately disclosed, allowing their exclusion from the service-market bridge.

11. CEWE achieves all targets in 2025 and aims to further increase revenue and earnings in 2026
    - Evidence informing the 2025 market-value input; displayed series and growth include calculations: CEWE reported xx.xx CEWE PHOTOBOOK copies in 2025 versus xx.xx in 2024, supporting a positive specialty-book volume assumption without establishing global adoption.
    - Evidence informing the 2026 market-value input; displayed series and growth include calculations: Observed 2025 photobook growth informs the specialty-demand assumption for 2026; the market value remains modeled.
    - Evidence informing the 2032 market-value input; displayed series and growth include calculations: The observed specialty-book activity is a starting condition for the forecast, not independent proof of continued growth through 2032.
    - Evidence informing the 2040 market-value input; displayed series and growth include calculations: The forecast explicitly slows specialty-demand growth after 2032; this source supplies the initial commercial observation, not the long-term growth rate.
    - Evidence informing base-year allocation inputs; displayed values and growth are calculated: Company photobook activity constrains the materiality of specialty commissions; it does not establish the modeled European specialty multiplier or continued growth through 2032. ([ir.cewe.de](https://ir.cewe.de/en/news/cewe-achieves-all-targets-in-2025-and-aims-to-further-increase-revenue-and-earnings-in/70292c17-c943-xx.xx-bd11-4323b6ce54d8))
    - Evidence informing forecast-year allocation inputs; displayed values and growth are calculated: Company photobook activity constrains the materiality of specialty commissions; it does not establish the modeled European specialty multiplier or continued growth through 2032. ([ir.cewe.de](https://ir.cewe.de/en/news/cewe-achieves-all-targets-in-2025-and-aims-to-further-increase-revenue-and-earnings-in/70292c17-c943-xx.xx-bd11-4323b6ce54d8))
    - Evidence informing base-year allocation inputs; displayed values and growth are calculated: Reported photobook volumes constrain personal-book activity and the nonpublisher starting condition, not hardcover prevalence or future share.
    - Evidence informing forecast-year allocation inputs; displayed values and growth are calculated: Reported photobook volumes constrain personal-book activity and the nonpublisher starting condition, not hardcover prevalence or future share.
12. Paperback Printing Cost - Kindle Direct Publishing
    - Evidence informing the 2025 market-value input; displayed series and growth include calculations: The inspected U.S. paperback schedule charges USD xx.xx plus USD xx.xx per page for the specified regular-trim black-ink category. It provides a contemporary commercial price comparison for the assumed USD xx.xx self-publishing production receipt, not an observed historical price or volume.
    - Evidence informing the 2026 market-value input; displayed series and growth include calculations: The schedule distinguishes printing charges from royalties and retail list prices, supporting the production-receipt boundary used in the estimate.
13. European Book Publishing Statistics 2017
    - Evidence informing the 2017 market-value input; displayed series and growth include calculations: The association's primary survey reports approximately EUR xx.xx of European net publisher revenue for 2017, constraining the pre-pandemic demand level.
14. European Book Publishing Statistics 2019
    - Evidence informing the 2018 market-value input; displayed series and growth include calculations: The association reports approximately EUR xx.xx of publisher revenue for 2018.
    - Evidence informing the 2019 market-value input; displayed series and growth include calculations: The association reports approximately EUR xx.xx for 2019 and identifies a questionnaire change that limits exact comparability with earlier observations.

15. 2021 年新闻出版产业分析报告

- Evidence informing the 2020 market-value input; displayed series and growth include calculations: The official report's 2021 comparison identifies a substantial rebound from 2020, constraining the pandemic-recovery bridge.
- Evidence informing the 2021 market-value input; displayed series and growth include calculations: China reported xx.xx book copies or sheets in 2021, up xx.xx%; the report also distinguishes textbook output and reprints.

16. European Book Publishing Statistics 2023

- Evidence informing the 2022 market-value input; displayed series and growth include calculations: European net publisher revenue was approximately EUR xx.xx in 2022; the association describes paper-cost pressure and price-led growth.

17. Foreign Exchange Rates - G.5A Annual, January 5, 2026

- Evidence informing base-year allocation inputs; displayed values and growth are calculated: Official annual-average exchange-rate methodology supports the frozen common-USD conversion convention; it does not measure service demand. ([federalreserve.gov](https://www.federalreserve.gov/releases/g5a/xx.xx/))
- Evidence informing forecast-year allocation inputs; displayed values and growth are calculated: Official annual-average exchange-rate methodology supports the frozen common-USD conversion convention; it does not measure service demand. ([federalreserve.gov](https://www.federalreserve.gov/releases/g5a/xx.xx/))
- Evidence informing base-year allocation inputs; displayed values and growth are calculated: The annual currency-conversion convention prevents mixing local-currency demand inputs with USD allocation weights. ([federalreserve.gov](https://www.federalreserve.gov/releases/g5a/xx.xx/))
- Evidence informing forecast-year allocation inputs; displayed values and growth are calculated: The annual currency-conversion convention prevents mixing local-currency demand inputs with USD allocation weights. ([federalreserve.gov](https://www.federalreserve.gov/releases/g5a/xx.xx/))

18. GCC Statistical Center - Education Statistics 2024 announcement, March 23, 2026

- Evidence informing base-year allocation inputs; displayed values and growth are calculated: Approximately xx.xx general-school pupils constrain the regional educational customer pool; national apportionment and monetization are assumed. ([gccstat.org](https://www.gccstat.org/news/xx.xx))
- Evidence informing forecast-year allocation inputs; displayed values and growth are calculated: Approximately xx.xx general-school pupils constrain the regional educational customer pool; national apportionment and monetization are assumed. ([gccstat.org](https://www.gccstat.org/news/xx.xx))

19. South African Book Publishing Industry Survey 2023-2024

- Evidence informing base-year allocation inputs; displayed values and growth are calculated: The transparent national publisher survey supplies a regional commercial comparator, not an observed African printing-service total. ([publishsa.co.za](https://publishsa.co.za/wp-content/uploads/2025/xx.xx/South-African-Book-Publishing-Industry-Survey-2023-2024.pdf))
- Evidence informing forecast-year allocation inputs; displayed values and growth are calculated: The transparent national publisher survey supplies a regional commercial comparator, not an observed African printing-service total. ([publishsa.co.za](https://publishsa.co.za/wp-content/uploads/2025/xx.xx/South-African-Book-Publishing-Industry-Survey-2023-2024.pdf))

20. Ministry of Education - Press conference release, December 17, 2024

- Evidence informing base-year allocation inputs; displayed values and growth are calculated: The announced increase in annual NCERT textbook printing from xx.xx to xx.xx supports an educational-demand mechanism, not realized supplier receipts or the modeled forecast share. ([education.gov.in](https://www.education.gov.in/sites/upload_files/mhrd/files/PIB%20releae%20of%20the%20Press%20Conference%20held%20today.pdf))
- Evidence informing forecast-year allocation inputs; displayed values and growth are calculated: The announced increase in annual NCERT textbook printing from xx.xx to xx.xx supports an educational-demand mechanism, not realized supplier receipts or the modeled forecast share. ([education.gov.in](https://www.education.gov.in/sites/upload_files/mhrd/files/PIB%20releae%20of%20the%20Press%20Conference%20held%20today.pdf))

21. Global Connect - Ingram Content Group
    - Evidence informing base-year allocation inputs; displayed values and growth are calculated: Agreement-dependent network access does not quantify Brazilian commissions or guarantee institutional awards. ([resources.ingramcontent.com](https://resources.ingramcontent.com/publishers/global-connect))
    - Evidence informing forecast-year allocation inputs; displayed values and growth are calculated: Agreement-dependent network access does not quantify Brazilian commissions or guarantee institutional awards. ([resources.ingramcontent.com](https://resources.ingramcontent.com/publishers/global-connect))
22. Paperback and Hardcover Distribution Rights - Kindle Direct Publishing
    - Evidence informing base-year allocation inputs; displayed values and growth are calculated: The marketplace-specific physical-book distribution restriction is not evidence of zero Mexican printing and packaging demand. ([kdp.amazon.com](https://kdp.amazon.com/en_US/help/topic/G201834280))
    - Evidence informing forecast-year allocation inputs; displayed values and growth are calculated: The marketplace-specific physical-book distribution restriction is not evidence of zero Mexican printing and packaging demand. ([kdp.amazon.com](https://kdp.amazon.com/en_US/help/topic/G201834280))
23. How Much Does It Cost to Print a Book? - QinPrinting
    - Evidence informing base-year allocation inputs; displayed values and growth are calculated: Comparable hardcover and softcover quotations constrain the assumed relative manufacturing realization after scope adjustments.
    - Evidence informing forecast-year allocation inputs; displayed values and growth are calculated: Comparable hardcover and softcover quotations constrain the assumed relative manufacturing realization after scope adjustments.
24. AAP December 2025 StatShot Report
    - Evidence informing base-year allocation inputs; displayed values and growth are calculated: Direct-participant 2025 hardback revenue of approximately USD xx.xx anchors the adjusted conventional-format model; it is not printing revenue or a global share.
    - Evidence informing forecast-year allocation inputs; displayed values and growth are calculated: Direct-participant 2025 hardback revenue of approximately USD xx.xx anchors the adjusted conventional-format model; it is not printing revenue or a global share.

8.3. Board Books

Table 35. Global Book Printing & Packaging Services Market Size, by Board Books, by Region, 2017-2040 (USD Million)

Region	2017	2024	2025	2026	2027	2032	2040	CAGR (%)
Africa	xx.xx	xx.xx	xx.xx	xx.xx	xx.xx	xx.xx	xx.xx	xx.xx
Asia-Pacific	xx.xx	xx.xx	xx.xx	xx.xx	xx.xx	xx.xx	xx.xx	xx.xx
Europe	xx.xx	xx.xx	xx.xx	xx.xx	xx.xx	xx.xx	xx.xx	xx.xx
Latin America	xx.xx	xx.xx	xx.xx	xx.xx	xx.xx	xx.xx	xx.xx	xx.xx
Middle East	xx.xx	xx.xx	xx.xx	xx.xx	xx.xx	xx.xx	xx.xx	xx.xx
North America	xx.xx	xx.xx	xx.xx	xx.xx	xx.xx	xx.xx	xx.xx	xx.xx
Total	**xx.xx**	**xx.xx**	**xx.xx**	**xx.xx**	**xx.xx**	**xx.xx**	**xx.xx**	**xx.xx**

Table 36. Global Book Printing & Packaging Services Market Size, by Board Books, by Group, 2017-2040 (USD Million)

Group	2017	2024	2025	2026	2027	2032	2040	CAGR (%)
ASEAN	xx.xx	xx.xx	xx.xx	xx.xx	xx.xx	xx.xx	xx.xx	xx.xx
BRICS	xx.xx	xx.xx	xx.xx	xx.xx	xx.xx	xx.xx	xx.xx	xx.xx
European Union	xx.xx	xx.xx	xx.xx	xx.xx	xx.xx	xx.xx	xx.xx	xx.xx
G7	xx.xx	xx.xx	xx.xx	xx.xx	xx.xx	xx.xx	xx.xx	xx.xx
GCC	xx.xx	xx.xx	xx.xx	xx.xx	xx.xx	xx.xx	xx.xx	xx.xx
NATO	xx.xx	xx.xx	xx.xx	xx.xx	xx.xx	xx.xx	xx.xx	xx.xx

Table 37. Global Book Printing & Packaging Services Market Size, by Board Books, by Country, 2017-2040 (USD Million)

Country	2017	2024	2025	2026	2027	2032	2040	CAGR (%)
Australia	xx.xx	xx.xx	xx.xx	xx.xx	xx.xx	xx.xx	xx.xx	xx.xx
Brazil	xx.xx	xx.xx	xx.xx	xx.xx	xx.xx	xx.xx	xx.xx	xx.xx
Canada	xx.xx	xx.xx	xx.xx	xx.xx	xx.xx	xx.xx	xx.xx	xx.xx
China	xx.xx	xx.xx	xx.xx	xx.xx	xx.xx	xx.xx	xx.xx	xx.xx
France	xx.xx	xx.xx	xx.xx	xx.xx	xx.xx	xx.xx	xx.xx	xx.xx
Germany	xx.xx	xx.xx	xx.xx	xx.xx	xx.xx	xx.xx	xx.xx	xx.xx
India	xx.xx	xx.xx	xx.xx	xx.xx	xx.xx	xx.xx	xx.xx	xx.xx
Italy	xx.xx	xx.xx	xx.xx	xx.xx	xx.xx	xx.xx	xx.xx	xx.xx
Japan	xx.xx	xx.xx	xx.xx	xx.xx	xx.xx	xx.xx	xx.xx	xx.xx
Mexico	xx.xx	xx.xx	xx.xx	xx.xx	xx.xx	xx.xx	xx.xx	xx.xx
Russia	xx.xx	xx.xx	xx.xx	xx.xx	xx.xx	xx.xx	xx.xx	xx.xx
South Korea	xx.xx	xx.xx	xx.xx	xx.xx	xx.xx	xx.xx	xx.xx	xx.xx
Spain	xx.xx	xx.xx	xx.xx	xx.xx	xx.xx	xx.xx	xx.xx	xx.xx
United Kingdom	xx.xx	xx.xx	xx.xx	xx.xx	xx.xx	xx.xx	xx.xx	xx.xx
United States	xx.xx	xx.xx	xx.xx	xx.xx	xx.xx	xx.xx	xx.xx	xx.xx
Others	xx.xx	xx.xx	xx.xx	xx.xx	xx.xx	xx.xx	xx.xx	xx.xx
Total	**xx.xx**	**xx.xx**	**xx.xx**	**xx.xx**	**xx.xx**	**xx.xx**	**xx.xx**	**xx.xx**

Sources & Evidence

1. EDItEUR - ONIX Codelists Issue 75, List 150: Product Form
   - Taxonomy evidence: BH identifies books with board pages. ([ns.editeur.org](https://ns.editeur.org/onix/en/xx.xx))
   - Evidence informing base-year allocation inputs; displayed values and growth are calculated: BH distinguishes board-page books from conventional books with rigid covers.
   - Evidence informing forecast-year allocation inputs; displayed values and growth are calculated: BH distinguishes board-page books from conventional books with rigid covers.
2. ONIX Codelists Issue 74 - List 150, Code BH: Board Book
   - Taxonomy evidence: Code BH distinguishes board-page books from books defined only by their covers. ([ns.editeur.org](https://ns.editeur.org/onix/en/xx.xx/BH))
3. European Book Publishing Statistics 2024
   - Evidence informing the 2024 market-value input; displayed series and growth include calculations: European publishers reported approximately EUR xx.xx of net book-sales revenue in 2024. The disclosed ebook and audiobook proportions inform the modeled xx.xx% physical-book revenue proportion; publisher revenue is an input, not printing-service revenue.
   - Evidence informing the 2025 market-value input; displayed series and growth include calculations: The 2024 publisher-revenue and format observations provide the European demand input carried into the 2025 estimate.
   - Evidence informing base-year allocation inputs; displayed values and growth are calculated: EUR xx.xx of 2024 publisher revenue and weakening physical volumes constrain the European demand weight and forecast, not directly observed service shares. ([fep-fee.eu](https://www.fep-fee.eu/European-Book-Publishing-Statistics-2024))
   - Evidence informing forecast-year allocation inputs; displayed values and growth are calculated: EUR xx.xx of 2024 publisher revenue and weakening physical volumes constrain the European demand weight and forecast, not directly observed service shares. ([fep-fee.eu](https://www.fep-fee.eu/European-Book-Publishing-Statistics-2024))

4. The Global Publishing Industry in 2022

· Evidence informing the 2024 market-value input; displayed series and growth include calculations: Table xx.xx supplies country-level publishing revenues and identifies differences between retail-value, publisher-revenue, print-only and prior-year observations. Selected non-European country observations are adjusted for physical formats and period before estimating production spending.

· Evidence informing the 2025 market-value input; displayed series and growth include calculations: The selected country observations contribute to the demand pool underlying the 2025 working estimate. Nielsen retail datasets elsewhere in the publication are not used.

· Evidence informing base-year allocation inputs; displayed values and growth are calculated: Country revenue/format proxies constrain commissioning weights. ([wipo.int](https://www.wipo.int/edocs/pubdocs/en/wipo-pub-xx.xx-2023-xx.xx-en-the-global-publishing-industry-in-2022.pdf))

· Evidence informing forecast-year allocation inputs; displayed values and growth are calculated: Country revenue/format proxies constrain commissioning weights. ([wipo.int](https://www.wipo.int/edocs/pubdocs/en/wipo-pub-xx.xx-2023-xx.xx-en-the-global-publishing-industry-in-2022.pdf))

· Evidence informing base-year allocation inputs; displayed values and growth are calculated: Revenue and registration proxies constrain allocation. ([wipo.int](https://www.wipo.int/edocs/pubdocs/en/wipo-pub-xx.xx-2023-xx.xx-en-the-global-publishing-industry-in-2022.pdf))

· Evidence informing forecast-year allocation inputs; displayed values and growth are calculated: Revenue and registration proxies constrain allocation. ([wipo.int](https://www.wipo.int/edocs/pubdocs/en/wipo-pub-xx.xx-2023-xx.xx-en-the-global-publishing-industry-in-2022.pdf))

· Evidence informing base-year allocation inputs; displayed values and growth are calculated: Revenue, format and title proxies constrain allocation. ([wipo.int](https://www.wipo.int/edocs/pubdocs/en/wipo-pub-xx.xx-2023-xx.xx-en-the-global-publishing-industry-in-2022.pdf))

· Evidence informing forecast-year allocation inputs; displayed values and growth are calculated: Revenue, format and title proxies constrain allocation. ([wipo.int](https://www.wipo.int/edocs/pubdocs/en/wipo-pub-xx.xx-2023-xx.xx-en-the-global-publishing-industry-in-2022.pdf))

· Evidence informing base-year allocation inputs; displayed values and growth are calculated: Turkish revenue constrains regional commissioning scale. ([wipo.int](https://www.wipo.int/edocs/pubdocs/en/wipo-pub-xx.xx-2023-xx.xx-en-the-global-publishing-industry-in-2022.pdf))

· Evidence informing forecast-year allocation inputs; displayed values and growth are calculated: Turkish revenue constrains regional commissioning scale. ([wipo.int](https://www.wipo.int/edocs/pubdocs/en/wipo-pub-xx.xx-2023-xx.xx-en-the-global-publishing-industry-in-2022.pdf))

· Evidence informing base-year allocation inputs; displayed values and growth are calculated: Nigerian registration activity supplies a modeled-demand input. ([wipo.int](https://www.wipo.int/edocs/pubdocs/en/wipo-pub-xx.xx-2023-xx.xx-en-the-global-publishing-industry-in-2022.pdf))

· Evidence informing forecast-year allocation inputs; displayed values and growth are calculated: Nigerian registration activity supplies a modeled-demand input. ([wipo.int](https://www.wipo.int/edocs/pubdocs/en/wipo-pub-xx.xx-2023-xx.xx-en-the-global-publishing-industry-in-2022.pdf))

· Evidence informing base-year allocation inputs; displayed values and growth are calculated: Country revenue, format and registration proxies constrain allocation. ([wipo.int](https://www.wipo.int/edocs/pubdocs/en/wipo-pub-xx.xx-2023-xx.xx-en-the-global-publishing-industry-in-2022.pdf))

· Evidence informing forecast-year allocation inputs; displayed values and growth are calculated: Country revenue, format and registration proxies constrain allocation. ([wipo.int](https://www.wipo.int/edocs/pubdocs/en/wipo-pub-xx.xx-2023-xx.xx-en-the-global-publishing-industry-in-2022.pdf))

· Evidence informing base-year allocation inputs; displayed values and growth are calculated: USD xx.xx of surveyed children's publishing revenue anchors the modeled specialty demand pool, not supplier receipts.

· Evidence informing forecast-year allocation inputs; displayed values and growth are calculated: USD xx.xx of surveyed children's publishing revenue anchors the modeled specialty demand pool, not supplier receipts.

5. 2024 年新闻出版统计公报

· Evidence informing the 2024 market-value input; displayed series and growth include calculations: For 2024, the official table reports xx.xx book copies or sheets and CNY xx.xx of book-publishing revenue. These constrain the demand bridge and historical contraction, rather than directly measuring printing-service sales.

· Evidence informing the 2025 market-value input; displayed series and growth include calculations: The 2024 book-publishing observation supplies the Chinese demand primitive for the 2025 model.

· Evidence informing base-year allocation inputs; displayed values and growth are calculated: 2024 book-publishing revenue of CNY xx.xx supplies the physical-demand proxy; reported output contraction qualifies growth assumptions. ([nppa.gov.cn](https://www.nppa.gov.cn/xxgk/fdzdgknr/tjxx/xx.xx/P020251218382424228218.pdf))

· Evidence informing forecast-year allocation inputs; displayed values and growth are calculated: 2024 book-publishing revenue of CNY xx.xx supplies the physical-demand proxy; reported output contraction qualifies growth assumptions. ([nppa.gov.cn](https://www.nppa.gov.cn/xxgk/fdzdgknr/tjxx/xx.xx/P020251218382424228218.pdf))

· Evidence informing base-year allocation inputs; displayed values and growth are calculated: The Chinese book-publishing observation is a major regional demand input, distinct from all printing and packaging industry revenue. ([nppa.gov.cn](https://www.nppa.gov.cn/xxgk/fdzdgknr/tjxx/xx.xx/P020251218382424228218.pdf))

· Evidence informing forecast-year allocation inputs; displayed values and growth are calculated: The Chinese book-publishing observation is a major regional demand input, distinct from all printing and packaging industry revenue. ([nppa.gov.cn](https://www.nppa.gov.cn/xxgk/fdzdgknr/tjxx/xx.xx/P020251218382424228218.pdf))

6. Foreign Exchange Rates - G.5A Annual, January 5, 2026

· Evidence informing the 2024 market-value input; displayed series and growth include calculations: The official 2024 annual-average conversion inputs are USD xx.xx per EUR, CNY xx.xx per USD and CAD xx.xx per USD.

· Evidence informing the 2025 market-value input; displayed series and growth include calculations: The exchange-rate table establishes the conversion basis of the preceding-year demand inputs used in the 2025 estimate; subsequent effective-USD price assumptions are modeled separately.

7. Book publishing industry, 2024 - Statistics Canada

· Evidence informing the 2024 market-value input; displayed series and growth include calculations: Canadian publishers reported CAD xx.xx of print sales outside the online category and CAD xx.xx of online print sales in 2024. Their sum, rather than total operating revenue, supplies the physical-book demand input.

· Evidence informing the 2025 market-value input; displayed series and growth include calculations: Reported cost of goods sold of CAD xx.xx, up CAD xx.xx from 2022, supplies a cost-pressure cross-check, not a directly attributable printing-services total.

· Evidence informing base-year allocation inputs; displayed values and growth are calculated: CAD xx.xx plus CAD xx.xx of print sales supplies a physical-book commissioning proxy; digital growth constrains the forecast mix. ([www150.statcan.gc.ca](https://www150.statcan.gc.ca/n1/daily-quotidien/xx.xx/dq260205b-eng.pdf))

· Evidence informing forecast-year allocation inputs; displayed values and growth are calculated: CAD xx.xx plus CAD xx.xx of print sales supplies a physical-book commissioning proxy; digital growth constrains the forecast mix. ([www150.statcan.gc.ca](https://www150.statcan.gc.ca/n1/daily-quotidien/xx.xx/dq260205b-eng.pdf))

· Evidence informing base-year allocation inputs; displayed values and growth are calculated: The Canadian physical-book input contributes to the North American demand index; it is publisher revenue, not service receipts. ([www150.statcan.gc.ca](https://www150.statcan.gc.ca/n1/daily-quotidien/xx.xx/dq260205b-eng.pdf))

· Evidence informing forecast-year allocation inputs; displayed values and growth are calculated: The Canadian physical-book input contributes to the North American demand index; it is publisher revenue, not service receipts. ([www150.statcan.gc.ca](https://www150.statcan.gc.ca/n1/daily-quotidien/xx.xx/dq260205b-eng.pdf))

8. U.S. Census Bureau - Books Printing: Shipments, annual table
   - Evidence informing the 2017 market-value input; displayed series and growth include calculations: U.S. books-printing shipments were USD xx.xx in 2017; this is a national production anchor for the historical model.
   - Evidence informing the 2018 market-value input; displayed series and growth include calculations: U.S. books-printing shipments were USD xx.xx in 2018.
   - Evidence informing the 2019 market-value input; displayed series and growth include calculations: U.S. books-printing shipments were USD xx.xx in 2019.
   - Evidence informing the 2020 market-value input; displayed series and growth include calculations: U.S. books-printing shipments were USD xx.xx in 2020.
   - Evidence informing the 2021 market-value input; displayed series and growth include calculations: U.S. books-printing shipments were USD xx.xx in 2021.
   - Evidence informing the 2022 market-value input; displayed series and growth include calculations: U.S. books-printing shipments were USD xx.xx in 2022.
   - Evidence informing the 2024 market-value input; displayed series and growth include calculations: U.S. books-printing shipments were USD xx.xx in 2024. This national industrial measure is narrower than the composite global service boundary.
9. U.S. Census Bureau - Book Publishers, All Establishments: Revenue, annual table
   - Evidence informing the 2024 market-value input; displayed series and growth include calculations: The Census annual series reports USD xx.xx of U.S. book-publisher revenue for 2024. A modeled xx.xx% physical-book proportion excludes digital and other adjacent receipts.
   - Evidence informing the 2025 market-value input; displayed series and growth include calculations: The 2024 Census observation replaces an older survey-based U.S. revenue bridge in the demand pool underlying 2025.
   - Evidence informing base-year allocation inputs; displayed values and growth are calculated: The official Census revenue-series page defines the publisher-receipt measure underlying the retained U.S. input; the exact 2024 cell was not independently re-extracted. ([fred.stlouisfed.org](https://fred.stlouisfed.org/data/AIES51113RCT00US))
   - Evidence informing forecast-year allocation inputs; displayed values and growth are calculated: The official Census revenue-series page defines the publisher-receipt measure underlying the retained U.S. input; the exact 2024 cell was not independently re-extracted. ([fred.stlouisfed.org](https://fred.stlouisfed.org/data/AIES51113RCT00US))
10. Scholastic Corporation - Form 10-K for the year ended May 31, 2025
    - Evidence informing the 2024 market-value input; displayed series and growth include calculations: Scholastic's fiscal 2024 product, service, production and inventory-reserve costs were xx.xx% of revenue; postage, freight, shipping, fulfillment and other costs were xx.xx%. These broad categories constrain, but do not directly establish, eligible outsourced-service spending.
    - Evidence informing the 2025 market-value input; displayed series and growth include calculations: The corresponding fiscal 2025 proportions were xx.xx% and xx.xx%. Royalties and prepublication amortization are separately disclosed, allowing their exclusion from the service-market bridge.

11. CEWE achieves all targets in 2025 and aims to further increase revenue and earnings in 2026

- Evidence informing the 2025 market-value input; displayed series and growth include calculations: CEWE reported xx.xx CEWE PHOTOBOOK copies in 2025 versus xx.xx in 2024, supporting a positive specialty-book volume assumption without establishing global adoption.
- Evidence informing the 2026 market-value input; displayed series and growth include calculations: Observed 2025 photobook growth informs the specialty-demand assumption for 2026; the market value remains modeled.
- Evidence informing the 2032 market-value input; displayed series and growth include calculations: The observed specialty-book activity is a starting condition for the forecast, not independent proof of continued growth through 2032.
- Evidence informing the 2040 market-value input; displayed series and growth include calculations: The forecast explicitly slows specialty-demand growth after 2032; this source supplies the initial commercial observation, not the long-term growth rate.
- Evidence informing base-year allocation inputs; displayed values and growth are calculated: Company photobook activity constrains the materiality of specialty commissions; it does not establish the modeled European specialty multiplier or continued growth through 2032. ([ir.cewe.de](https://ir.cewe.de/en/news/cewe-achieves-all-targets-in-2025-and-aims-to-further-increase-revenue-and-earnings-in/70292c17-c943-xx.xx-bd11-4323b6ce54d8))
- Evidence informing forecast-year allocation inputs; displayed values and growth are calculated: Company photobook activity constrains the materiality of specialty commissions; it does not establish the modeled European specialty multiplier or continued growth through 2032. ([ir.cewe.de](https://ir.cewe.de/en/news/cewe-achieves-all-targets-in-2025-and-aims-to-further-increase-revenue-and-earnings-in/70292c17-c943-xx.xx-bd11-4323b6ce54d8))

12. Paperback Printing Cost - Kindle Direct Publishing

- Evidence informing the 2025 market-value input; displayed series and growth include calculations: The inspected U.S. paperback schedule charges USD xx.xx plus USD xx.xx per page for the specified regular-trim black-ink category. It provides a contemporary commercial price comparison for the assumed USD xx.xx self-publishing production receipt, not an observed historical price or volume.
- Evidence informing the 2026 market-value input; displayed series and growth include calculations: The schedule distinguishes printing charges from royalties and retail list prices, supporting the production-receipt boundary used in the estimate.

13. European Book Publishing Statistics 2017

- Evidence informing the 2017 market-value input; displayed series and growth include calculations: The association's primary survey reports approximately EUR xx.xx of European net publisher revenue for 2017, constraining the pre-pandemic demand level.

14. European Book Publishing Statistics 2019

- Evidence informing the 2018 market-value input; displayed series and growth include calculations: The association reports approximately EUR xx.xx of publisher revenue for 2018.
- Evidence informing the 2019 market-value input; displayed series and growth include calculations: The association reports approximately EUR xx.xx for 2019 and identifies a questionnaire change that limits exact comparability with earlier observations.

15. 2021 年新闻出版产业分析报告

- Evidence informing the 2020 market-value input; displayed series and growth include calculations: The official report's 2021 comparison identifies a substantial rebound from 2020, constraining the pandemic-recovery bridge.
- Evidence informing the 2021 market-value input; displayed series and growth include calculations: China reported xx.xx book copies or sheets in 2021, up xx.xx%; the report also distinguishes textbook output and reprints.

16. European Book Publishing Statistics 2023

- Evidence informing the 2022 market-value input; displayed series and growth include calculations: European net publisher revenue was approximately EUR xx.xx in 2022; the association describes paper-cost pressure and price-led growth.

17. Foreign Exchange Rates - G.5A Annual, January 5, 2026
    - Evidence informing base-year allocation inputs; displayed values and growth are calculated: Official annual-average exchange-rate methodology supports the frozen common-USD conversion convention; it does not measure service demand. ([federalreserve.gov](https://www.federalreserve.gov/releases/g5a/xx.xx/))
    - Evidence informing forecast-year allocation inputs; displayed values and growth are calculated: Official annual-average exchange-rate methodology supports the frozen common-USD conversion convention; it does not measure service demand. ([federalreserve.gov](https://www.federalreserve.gov/releases/g5a/xx.xx/))
    - Evidence informing base-year allocation inputs; displayed values and growth are calculated: The annual currency-conversion convention prevents mixing local-currency demand inputs with USD allocation weights. ([federalreserve.gov](https://www.federalreserve.gov/releases/g5a/xx.xx/))
    - Evidence informing forecast-year allocation inputs; displayed values and growth are calculated: The annual currency-conversion convention prevents mixing local-currency demand inputs with USD allocation weights. ([federalreserve.gov](https://www.federalreserve.gov/releases/g5a/xx.xx/))
18. GCC Statistical Center - Education Statistics 2024 announcement, March 23, 2026
    - Evidence informing base-year allocation inputs; displayed values and growth are calculated: Approximately xx.xx general-school pupils constrain the regional educational customer pool; national apportionment and monetization are assumed. ([gccstat.org](https://www.gccstat.org/news/xx.xx))
    - Evidence informing forecast-year allocation inputs; displayed values and growth are calculated: Approximately xx.xx general-school pupils constrain the regional educational customer pool; national apportionment and monetization are assumed. ([gccstat.org](https://www.gccstat.org/news/xx.xx))
19. South African Book Publishing Industry Survey 2023-2024
    - Evidence informing base-year allocation inputs; displayed values and growth are calculated: The transparent national publisher survey supplies a regional commercial comparator, not an observed African printing-service total. ([publishsa.co.za](https://publishsa.co.za/wp-content/uploads/2025/xx.xx/South-African-Book-Publishing-Industry-Survey-2023-2024.pdf))
    - Evidence informing forecast-year allocation inputs; displayed values and growth are calculated: The transparent national publisher survey supplies a regional commercial comparator, not an observed African printing-service total. ([publishsa.co.za](https://publishsa.co.za/wp-content/uploads/2025/xx.xx/South-African-Book-Publishing-Industry-Survey-2023-2024.pdf))
20. Ministry of Education - Press conference release, December 17, 2024
    - Evidence informing base-year allocation inputs; displayed values and growth are calculated: The announced increase in annual NCERT textbook printing from xx.xx to xx.xx supports an educational-demand mechanism, not realized supplier receipts or the modeled forecast share. ([education.gov.in](https://www.education.gov.in/sites/upload_files/mhrd/files/PIB%20releae%20of%20the%20Press%20Conference%20held%20today.pdf))
    - Evidence informing forecast-year allocation inputs; displayed values and growth are calculated: The announced increase in annual NCERT textbook printing from xx.xx to xx.xx supports an educational-demand mechanism, not realized supplier receipts or the modeled forecast share. ([education.gov.in](https://www.education.gov.in/sites/upload_files/mhrd/files/PIB%20releae%20of%20the%20Press%20Conference%20held%20today.pdf))
21. Global Connect - Ingram Content Group
    - Evidence informing base-year allocation inputs; displayed values and growth are calculated: Agreement-dependent network access does not quantify Brazilian commissions or guarantee institutional awards. ([resources.ingramcontent.com](https://resources.ingramcontent.com/publishers/global-connect))
    - Evidence informing forecast-year allocation inputs; displayed values and growth are calculated: Agreement-dependent network access does not quantify Brazilian commissions or guarantee institutional awards. ([resources.ingramcontent.com](https://resources.ingramcontent.com/publishers/global-connect))

22. Paperback and Hardcover Distribution Rights - Kindle Direct Publishing
- Evidence informing base-year allocation inputs; displayed values and growth are calculated: The marketplace-specific physical-book distribution restriction is not evidence of zero Mexican printing and packaging demand. ([kdp.amazon.com](https://kdp.amazon.com/en_US/help/topic/G201834280))
- Evidence informing forecast-year allocation inputs; displayed values and growth are calculated: The marketplace-specific physical-book distribution restriction is not evidence of zero Mexican printing and packaging demand. ([kdp.amazon.com](https://kdp.amazon.com/en_US/help/topic/G201834280))

23. How Much Does It Cost to Print a Book? - QinPrinting
- Evidence informing base-year allocation inputs; displayed values and growth are calculated: Board-book quotations constrain the assumed production receipt; delivery and duties require adjustment.
- Evidence informing forecast-year allocation inputs; displayed values and growth are calculated: Board-book quotations constrain the assumed production receipt; delivery and duties require adjustment.

24. Imago Group - Spotlight on Children's Books for National Young Readers Week
- Evidence informing base-year allocation inputs; displayed values and growth are calculated: The company's children's portfolio supports board-book commercial classification, not order volumes.
- Evidence informing forecast-year allocation inputs; displayed values and growth are calculated: The company's children's portfolio supports board-book commercial classification, not order volumes.

25. U.S. Consumer Product Safety Commission - Children's Books
- Evidence informing base-year allocation inputs; displayed values and growth are calculated: Product classification and intended audience affect commercial compliance accountability; no numerical surcharge is inferred.
- Evidence informing forecast-year allocation inputs; displayed values and growth are calculated: Product classification and intended audience affect commercial compliance accountability; no numerical surcharge is inferred.

8.4. Wire, Coil & Comb-Bound Books

Table 38. Global Book Printing & Packaging Services Market Size, by Wire, Coil & Comb-Bound Books, by Region, 2017-2040 (USD Million)

Region	2017	2024	2025	2026	2027	2032	2040	CAGR (%)
Africa	xx.xx	xx.xx	xx.xx	xx.xx	xx.xx	xx.xx	xx.xx	xx.xx
Asia-Pacific	xx.xx	xx.xx	xx.xx	xx.xx	xx.xx	xx.xx	xx.xx	xx.xx
Europe	xx.xx	xx.xx	xx.xx	xx.xx	xx.xx	xx.xx	xx.xx	xx.xx
Latin America	xx.xx	xx.xx	xx.xx	xx.xx	xx.xx	xx.xx	xx.xx	xx.xx
Middle East	xx.xx	xx.xx	xx.xx	xx.xx	xx.xx	xx.xx	xx.xx	xx.xx
North America	xx.xx	xx.xx	xx.xx	xx.xx	xx.xx	xx.xx	xx.xx	xx.xx
Total	**xx.xx**	**xx.xx**	**xx.xx**	**xx.xx**	**xx.xx**	**xx.xx**	**xx.xx**	**xx.xx**

Table 39. Global Book Printing & Packaging Services Market Size, by Wire, Coil & Comb-Bound Books, by Group, 2017-2040 (USD Million)

Group	2017	2024	2025	2026	2027	2032	2040	CAGR (%)
ASEAN	xx.xx	xx.xx	xx.xx	xx.xx	xx.xx	xx.xx	xx.xx	xx.xx
BRICS	xx.xx	xx.xx	xx.xx	xx.xx	xx.xx	xx.xx	xx.xx	xx.xx
European Union	xx.xx	xx.xx	xx.xx	xx.xx	xx.xx	xx.xx	xx.xx	xx.xx
G7	xx.xx	xx.xx	xx.xx	xx.xx	xx.xx	xx.xx	xx.xx	xx.xx
GCC	xx.xx	xx.xx	xx.xx	xx.xx	xx.xx	xx.xx	xx.xx	xx.xx
NATO	xx.xx	xx.xx	xx.xx	xx.xx	xx.xx	xx.xx	xx.xx	xx.xx

Table 40. Global Book Printing & Packaging Services Market Size, by Wire, Coil & Comb-Bound Books, by Country, 2017-2040 (USD Million)

Country	2017	2024	2025	2026	2027	2032	2040	CAGR (%)
Australia	xx.xx	xx.xx	xx.xx	xx.xx	xx.xx	xx.xx	xx.xx	xx.xx
Brazil	xx.xx	xx.xx	xx.xx	xx.xx	xx.xx	xx.xx	xx.xx	xx.xx
Canada	xx.xx	xx.xx	xx.xx	xx.xx	xx.xx	xx.xx	xx.xx	xx.xx
China	xx.xx	xx.xx	xx.xx	xx.xx	xx.xx	xx.xx	xx.xx	xx.xx
France	xx.xx	xx.xx	xx.xx	xx.xx	xx.xx	xx.xx	xx.xx	xx.xx
Germany	xx.xx	xx.xx	xx.xx	xx.xx	xx.xx	xx.xx	xx.xx	xx.xx
India	xx.xx	xx.xx	xx.xx	xx.xx	xx.xx	xx.xx	xx.xx	xx.xx
Italy	xx.xx	xx.xx	xx.xx	xx.xx	xx.xx	xx.xx	xx.xx	xx.xx
Japan	xx.xx	xx.xx	xx.xx	xx.xx	xx.xx	xx.xx	xx.xx	xx.xx
Mexico	xx.xx	xx.xx	xx.xx	xx.xx	xx.xx	xx.xx	xx.xx	xx.xx
Russia	xx.xx	xx.xx	xx.xx	xx.xx	xx.xx	xx.xx	xx.xx	xx.xx
South Korea	xx.xx	xx.xx	xx.xx	xx.xx	xx.xx	xx.xx	xx.xx	xx.xx
Spain	xx.xx	xx.xx	xx.xx	xx.xx	xx.xx	xx.xx	xx.xx	xx.xx
United Kingdom	xx.xx	xx.xx	xx.xx	xx.xx	xx.xx	xx.xx	xx.xx	xx.xx
United States	xx.xx	xx.xx	xx.xx	xx.xx	xx.xx	xx.xx	xx.xx	xx.xx
Others	xx.xx	xx.xx	xx.xx	xx.xx	xx.xx	xx.xx	xx.xx	xx.xx
Total	**xx.xx**	**xx.xx**	**xx.xx**	**xx.xx**	**xx.xx**	**xx.xx**	**xx.xx**	**xx.xx**

Sources & Evidence

1. EDItEUR - ONIX Codelists Issue 75, List 150: Product Form
   - Taxonomy evidence: BE groups spiral, comb, and coil binding. ([ns.editeur.org](https://ns.editeur.org/onix/en/xx.xx))
   - Evidence informing base-year allocation inputs; displayed values and growth are calculated: BE groups spiral, comb and coil forms.
   - Evidence informing forecast-year allocation inputs; displayed values and growth are calculated: BE groups spiral, comb and coil forms.
2. EDItEUR - ONIX Codelists Issue 75, List 175: Product Form Detail
   - Taxonomy evidence: Binding details recognize comb, coil, twin-loop wire, and concealed-wire variants within the wire/spiral family. ([ns.editeur.org](https://ns.editeur.org/onix/en/xx.xx))
   - Taxonomy evidence: Comb, twin-loop wire, coil, and concealed-wire details map to the spiral-bound parent form. ([ns.editeur.org](https://ns.editeur.org/onix/en/xx.xx))
3. European Book Publishing Statistics 2024
   - Evidence informing the 2024 market-value input; displayed series and growth include calculations: European publishers reported approximately EUR xx.xx of net book-sales revenue in 2024. The disclosed ebook and audiobook proportions inform the modeled xx.xx% physical-book revenue proportion; publisher revenue is an input, not printing-service revenue.
   - Evidence informing the 2025 market-value input; displayed series and growth include calculations: The 2024 publisher-revenue and format observations provide the European demand input carried into the 2025 estimate.
   - Evidence informing base-year allocation inputs; displayed values and growth are calculated: EUR xx.xx of 2024 publisher revenue and weakening physical volumes constrain the European demand weight and forecast, not directly observed service shares. ([fep-fee.eu](https://www.fep-fee.eu/European-Book-Publishing-Statistics-2024))
   - Evidence informing forecast-year allocation inputs; displayed values and growth are calculated: EUR xx.xx of 2024 publisher revenue and weakening physical volumes constrain the European demand weight and forecast, not directly observed service shares. ([fep-fee.eu](https://www.fep-fee.eu/European-Book-Publishing-Statistics-2024))

4. The Global Publishing Industry in 2022

- Evidence informing the 2024 market-value input; displayed series and growth include calculations: Table xx.xx supplies country-level publishing revenues and identifies differences between retail-value, publisher-revenue, print-only and prior-year observations. Selected non-European country observations are adjusted for physical formats and period before estimating production spending.
- Evidence informing the 2025 market-value input; displayed series and growth include calculations: The selected country observations contribute to the demand pool underlying the 2025 working estimate. Nielsen retail datasets elsewhere in the publication are not used.
- Evidence informing base-year allocation inputs; displayed values and growth are calculated: Country revenue/format proxies constrain commissioning weights. ([wipo.int](https://www.wipo.int/edocs/pubdocs/en/wipo-pub-xx.xx-2023-xx.xx-en-the-global-publishing-industry-in-2022.pdf))
- Evidence informing forecast-year allocation inputs; displayed values and growth are calculated: Country revenue/format proxies constrain commissioning weights. ([wipo.int](https://www.wipo.int/edocs/pubdocs/en/wipo-pub-xx.xx-2023-xx.xx-en-the-global-publishing-industry-in-2022.pdf))
- Evidence informing base-year allocation inputs; displayed values and growth are calculated: Revenue and registration proxies constrain allocation. ([wipo.int](https://www.wipo.int/edocs/pubdocs/en/wipo-pub-xx.xx-2023-xx.xx-en-the-global-publishing-industry-in-2022.pdf))
- Evidence informing forecast-year allocation inputs; displayed values and growth are calculated: Revenue and registration proxies constrain allocation. ([wipo.int](https://www.wipo.int/edocs/pubdocs/en/wipo-pub-xx.xx-2023-xx.xx-en-the-global-publishing-industry-in-2022.pdf))
- Evidence informing base-year allocation inputs; displayed values and growth are calculated: Revenue, format and title proxies constrain allocation. ([wipo.int](https://www.wipo.int/edocs/pubdocs/en/wipo-pub-xx.xx-2023-xx.xx-en-the-global-publishing-industry-in-2022.pdf))
- Evidence informing forecast-year allocation inputs; displayed values and growth are calculated: Revenue, format and title proxies constrain allocation. ([wipo.int](https://www.wipo.int/edocs/pubdocs/en/wipo-pub-xx.xx-2023-xx.xx-en-the-global-publishing-industry-in-2022.pdf))
- Evidence informing base-year allocation inputs; displayed values and growth are calculated: Turkish revenue constrains regional commissioning scale. ([wipo.int](https://www.wipo.int/edocs/pubdocs/en/wipo-pub-xx.xx-2023-xx.xx-en-the-global-publishing-industry-in-2022.pdf))
- Evidence informing forecast-year allocation inputs; displayed values and growth are calculated: Turkish revenue constrains regional commissioning scale. ([wipo.int](https://www.wipo.int/edocs/pubdocs/en/wipo-pub-xx.xx-2023-xx.xx-en-the-global-publishing-industry-in-2022.pdf))
- Evidence informing base-year allocation inputs; displayed values and growth are calculated: Nigerian registration activity supplies a modeled-demand input. ([wipo.int](https://www.wipo.int/edocs/pubdocs/en/wipo-pub-xx.xx-2023-xx.xx-en-the-global-publishing-industry-in-2022.pdf))
- Evidence informing forecast-year allocation inputs; displayed values and growth are calculated: Nigerian registration activity supplies a modeled-demand input. ([wipo.int](https://www.wipo.int/edocs/pubdocs/en/wipo-pub-xx.xx-2023-xx.xx-en-the-global-publishing-industry-in-2022.pdf))
- Evidence informing base-year allocation inputs; displayed values and growth are calculated: Country revenue, format and registration proxies constrain allocation. ([wipo.int](https://www.wipo.int/edocs/pubdocs/en/wipo-pub-xx.xx-2023-xx.xx-en-the-global-publishing-industry-in-2022.pdf))
- Evidence informing forecast-year allocation inputs; displayed values and growth are calculated: Country revenue, format and registration proxies constrain allocation. ([wipo.int](https://www.wipo.int/edocs/pubdocs/en/wipo-pub-xx.xx-2023-xx.xx-en-the-global-publishing-industry-in-2022.pdf))
- Evidence informing base-year allocation inputs; displayed values and growth are calculated: Sector data constrain the commissioning-pool proxy; mechanical incidence remains assumed.
- Evidence informing forecast-year allocation inputs; displayed values and growth are calculated: Sector data constrain the commissioning-pool proxy; mechanical incidence remains assumed.

5. 2024 年新闻出版统计公报

· Evidence informing the 2024 market-value input; displayed series and growth include calculations: For 2024, the official table reports xx.xx book copies or sheets and CNY xx.xx of book-publishing revenue. These constrain the demand bridge and historical contraction, rather than directly measuring printing-service sales.

· Evidence informing the 2025 market-value input; displayed series and growth include calculations: The 2024 book-publishing observation supplies the Chinese demand primitive for the 2025 model.

· Evidence informing base-year allocation inputs; displayed values and growth are calculated: 2024 book-publishing revenue of CNY xx.xx supplies the physical-demand proxy; reported output contraction qualifies growth assumptions. ([nppa.gov.cn](https://www.nppa.gov.cn/xxgk/fdzdgknr/tjxx/xx.xx/P020251218382424228218.pdf))

· Evidence informing forecast-year allocation inputs; displayed values and growth are calculated: 2024 book-publishing revenue of CNY xx.xx supplies the physical-demand proxy; reported output contraction qualifies growth assumptions. ([nppa.gov.cn](https://www.nppa.gov.cn/xxgk/fdzdgknr/tjxx/xx.xx/P020251218382424228218.pdf))

· Evidence informing base-year allocation inputs; displayed values and growth are calculated: The Chinese book-publishing observation is a major regional demand input, distinct from all printing and packaging industry revenue. ([nppa.gov.cn](https://www.nppa.gov.cn/xxgk/fdzdgknr/tjxx/xx.xx/P020251218382424228218.pdf))

· Evidence informing forecast-year allocation inputs; displayed values and growth are calculated: The Chinese book-publishing observation is a major regional demand input, distinct from all printing and packaging industry revenue. ([nppa.gov.cn](https://www.nppa.gov.cn/xxgk/fdzdgknr/tjxx/xx.xx/P020251218382424228218.pdf))

6. Foreign Exchange Rates - G.5A Annual, January 5, 2026

· Evidence informing the 2024 market-value input; displayed series and growth include calculations: The official 2024 annual-average conversion inputs are USD xx.xx per EUR, CNY xx.xx per USD and CAD xx.xx per USD.

· Evidence informing the 2025 market-value input; displayed series and growth include calculations: The exchange-rate table establishes the conversion basis of the preceding-year demand inputs used in the 2025 estimate; subsequent effective-USD price assumptions are modeled separately.

7. Book publishing industry, 2024 - Statistics Canada

· Evidence informing the 2024 market-value input; displayed series and growth include calculations: Canadian publishers reported CAD xx.xx of print sales outside the online category and CAD xx.xx of online print sales in 2024. Their sum, rather than total operating revenue, supplies the physical-book demand input.

· Evidence informing the 2025 market-value input; displayed series and growth include calculations: Reported cost of goods sold of CAD xx.xx, up CAD xx.xx from 2022, supplies a cost-pressure cross-check, not a directly attributable printing-services total.

· Evidence informing base-year allocation inputs; displayed values and growth are calculated: CAD xx.xx plus CAD xx.xx of print sales supplies a physical-book commissioning proxy; digital growth constrains the forecast mix. ([www150.statcan.gc.ca](https://www150.statcan.gc.ca/n1/daily-quotidien/xx.xx/dq260205b-eng.pdf))

· Evidence informing forecast-year allocation inputs; displayed values and growth are calculated: CAD xx.xx plus CAD xx.xx of print sales supplies a physical-book commissioning proxy; digital growth constrains the forecast mix. ([www150.statcan.gc.ca](https://www150.statcan.gc.ca/n1/daily-quotidien/xx.xx/dq260205b-eng.pdf))

· Evidence informing base-year allocation inputs; displayed values and growth are calculated: The Canadian physical-book input contributes to the North American demand index; it is publisher revenue, not service receipts. ([www150.statcan.gc.ca](https://www150.statcan.gc.ca/n1/daily-quotidien/xx.xx/dq260205b-eng.pdf))

· Evidence informing forecast-year allocation inputs; displayed values and growth are calculated: The Canadian physical-book input contributes to the North American demand index; it is publisher revenue, not service receipts. ([www150.statcan.gc.ca](https://www150.statcan.gc.ca/n1/daily-quotidien/xx.xx/dq260205b-eng.pdf))

8. U.S. Census Bureau - Books Printing: Shipments, annual table
   - Evidence informing the 2017 market-value input; displayed series and growth include calculations: U.S. books-printing shipments were USD xx.xx in 2017; this is a national production anchor for the historical model.
   - Evidence informing the 2018 market-value input; displayed series and growth include calculations: U.S. books-printing shipments were USD xx.xx in 2018.
   - Evidence informing the 2019 market-value input; displayed series and growth include calculations: U.S. books-printing shipments were USD xx.xx in 2019.
   - Evidence informing the 2020 market-value input; displayed series and growth include calculations: U.S. books-printing shipments were USD xx.xx in 2020.
   - Evidence informing the 2021 market-value input; displayed series and growth include calculations: U.S. books-printing shipments were USD xx.xx in 2021.
   - Evidence informing the 2022 market-value input; displayed series and growth include calculations: U.S. books-printing shipments were USD xx.xx in 2022.
   - Evidence informing the 2024 market-value input; displayed series and growth include calculations: U.S. books-printing shipments were USD xx.xx in 2024. This national industrial measure is narrower than the composite global service boundary.
9. U.S. Census Bureau - Book Publishers, All Establishments: Revenue, annual table
   - Evidence informing the 2024 market-value input; displayed series and growth include calculations: The Census annual series reports USD xx.xx of U.S. book-publisher revenue for 2024. A modeled xx.xx% physical-book proportion excludes digital and other adjacent receipts.
   - Evidence informing the 2025 market-value input; displayed series and growth include calculations: The 2024 Census observation replaces an older survey-based U.S. revenue bridge in the demand pool underlying 2025.
   - Evidence informing base-year allocation inputs; displayed values and growth are calculated: The official Census revenue-series page defines the publisher-receipt measure underlying the retained U.S. input; the exact 2024 cell was not independently re-extracted. ([fred.stlouisfed.org](https://fred.stlouisfed.org/data/AIES51113RCT00US))
   - Evidence informing forecast-year allocation inputs; displayed values and growth are calculated: The official Census revenue-series page defines the publisher-receipt measure underlying the retained U.S. input; the exact 2024 cell was not independently re-extracted. ([fred.stlouisfed.org](https://fred.stlouisfed.org/data/AIES51113RCT00US))
10. Scholastic Corporation - Form 10-K for the year ended May 31, 2025
    - Evidence informing the 2024 market-value input; displayed series and growth include calculations: Scholastic's fiscal 2024 product, service, production and inventory-reserve costs were xx.xx% of revenue; postage, freight, shipping, fulfillment and other costs were xx.xx%. These broad categories constrain, but do not directly establish, eligible outsourced-service spending.
    - Evidence informing the 2025 market-value input; displayed series and growth include calculations: The corresponding fiscal 2025 proportions were xx.xx% and xx.xx%. Royalties and prepublication amortization are separately disclosed, allowing their exclusion from the service-market bridge.

11. CEWE achieves all targets in 2025 and aims to further increase revenue and earnings in 2026

- Evidence informing the 2025 market-value input; displayed series and growth include calculations: CEWE reported xx.xx CEWE PHOTOBOOK copies in 2025 versus xx.xx in 2024, supporting a positive specialty-book volume assumption without establishing global adoption.
- Evidence informing the 2026 market-value input; displayed series and growth include calculations: Observed 2025 photobook growth informs the specialty-demand assumption for 2026; the market value remains modeled.
- Evidence informing the 2032 market-value input; displayed series and growth include calculations: The observed specialty-book activity is a starting condition for the forecast, not independent proof of continued growth through 2032.
- Evidence informing the 2040 market-value input; displayed series and growth include calculations: The forecast explicitly slows specialty-demand growth after 2032; this source supplies the initial commercial observation, not the long-term growth rate.
- Evidence informing base-year allocation inputs; displayed values and growth are calculated: Company photobook activity constrains the materiality of specialty commissions; it does not establish the modeled European specialty multiplier or continued growth through 2032. ([ir.cewe.de](https://ir.cewe.de/en/news/cewe-achieves-all-targets-in-2025-and-aims-to-further-increase-revenue-and-earnings-in/70292c17-c943-xx.xx-bd11-4323b6ce54d8))
- Evidence informing forecast-year allocation inputs; displayed values and growth are calculated: Company photobook activity constrains the materiality of specialty commissions; it does not establish the modeled European specialty multiplier or continued growth through 2032. ([ir.cewe.de](https://ir.cewe.de/en/news/cewe-achieves-all-targets-in-2025-and-aims-to-further-increase-revenue-and-earnings-in/70292c17-c943-xx.xx-bd11-4323b6ce54d8))

12. Paperback Printing Cost - Kindle Direct Publishing

- Evidence informing the 2025 market-value input; displayed series and growth include calculations: The inspected U.S. paperback schedule charges USD xx.xx plus USD xx.xx per page for the specified regular-trim black-ink category. It provides a contemporary commercial price comparison for the assumed USD xx.xx self-publishing production receipt, not an observed historical price or volume.
- Evidence informing the 2026 market-value input; displayed series and growth include calculations: The schedule distinguishes printing charges from royalties and retail list prices, supporting the production-receipt boundary used in the estimate.

13. European Book Publishing Statistics 2017

- Evidence informing the 2017 market-value input; displayed series and growth include calculations: The association's primary survey reports approximately EUR xx.xx of European net publisher revenue for 2017, constraining the pre-pandemic demand level.

14. European Book Publishing Statistics 2019

- Evidence informing the 2018 market-value input; displayed series and growth include calculations: The association reports approximately EUR xx.xx of publisher revenue for 2018.
- Evidence informing the 2019 market-value input; displayed series and growth include calculations: The association reports approximately EUR xx.xx for 2019 and identifies a questionnaire change that limits exact comparability with earlier observations.

15. 2021 年新闻出版产业分析报告

- Evidence informing the 2020 market-value input; displayed series and growth include calculations: The official report's 2021 comparison identifies a substantial rebound from 2020, constraining the pandemic-recovery bridge.
- Evidence informing the 2021 market-value input; displayed series and growth include calculations: China reported xx.xx book copies or sheets in 2021, up xx.xx%; the report also distinguishes textbook output and reprints.

16. European Book Publishing Statistics 2023

- Evidence informing the 2022 market-value input; displayed series and growth include calculations: European net publisher revenue was approximately EUR xx.xx in 2022; the association describes paper-cost pressure and price-led growth.

17. Foreign Exchange Rates - G.5A Annual, January 5, 2026
    - Evidence informing base-year allocation inputs; displayed values and growth are calculated: Official annual-average exchange-rate methodology supports the frozen common-USD conversion convention; it does not measure service demand. ([federalreserve.gov](https://www.federalreserve.gov/releases/g5a/xx.xx/))
    - Evidence informing forecast-year allocation inputs; displayed values and growth are calculated: Official annual-average exchange-rate methodology supports the frozen common-USD conversion convention; it does not measure service demand. ([federalreserve.gov](https://www.federalreserve.gov/releases/g5a/xx.xx/))
    - Evidence informing base-year allocation inputs; displayed values and growth are calculated: The annual currency-conversion convention prevents mixing local-currency demand inputs with USD allocation weights. ([federalreserve.gov](https://www.federalreserve.gov/releases/g5a/xx.xx/))
    - Evidence informing forecast-year allocation inputs; displayed values and growth are calculated: The annual currency-conversion convention prevents mixing local-currency demand inputs with USD allocation weights. ([federalreserve.gov](https://www.federalreserve.gov/releases/g5a/xx.xx/))
18. GCC Statistical Center - Education Statistics 2024 announcement, March 23, 2026
    - Evidence informing base-year allocation inputs; displayed values and growth are calculated: Approximately xx.xx general-school pupils constrain the regional educational customer pool; national apportionment and monetization are assumed. ([gccstat.org](https://www.gccstat.org/news/xx.xx))
    - Evidence informing forecast-year allocation inputs; displayed values and growth are calculated: Approximately xx.xx general-school pupils constrain the regional educational customer pool; national apportionment and monetization are assumed. ([gccstat.org](https://www.gccstat.org/news/xx.xx))
19. South African Book Publishing Industry Survey 2023-2024
    - Evidence informing base-year allocation inputs; displayed values and growth are calculated: The transparent national publisher survey supplies a regional commercial comparator, not an observed African printing-service total. ([publishsa.co.za](https://publishsa.co.za/wp-content/uploads/2025/xx.xx/South-African-Book-Publishing-Industry-Survey-2023-2024.pdf))
    - Evidence informing forecast-year allocation inputs; displayed values and growth are calculated: The transparent national publisher survey supplies a regional commercial comparator, not an observed African printing-service total. ([publishsa.co.za](https://publishsa.co.za/wp-content/uploads/2025/xx.xx/South-African-Book-Publishing-Industry-Survey-2023-2024.pdf))
20. Ministry of Education - Press conference release, December 17, 2024
    - Evidence informing base-year allocation inputs; displayed values and growth are calculated: The announced increase in annual NCERT textbook printing from xx.xx to xx.xx supports an educational-demand mechanism, not realized supplier receipts or the modeled forecast share. ([education.gov.in](https://www.education.gov.in/sites/upload_files/mhrd/files/PIB%20releae%20of%20the%20Press%20Conference%20held%20today.pdf))
    - Evidence informing forecast-year allocation inputs; displayed values and growth are calculated: The announced increase in annual NCERT textbook printing from xx.xx to xx.xx supports an educational-demand mechanism, not realized supplier receipts or the modeled forecast share. ([education.gov.in](https://www.education.gov.in/sites/upload_files/mhrd/files/PIB%20releae%20of%20the%20Press%20Conference%20held%20today.pdf))
21. Global Connect - Ingram Content Group
    - Evidence informing base-year allocation inputs; displayed values and growth are calculated: Agreement-dependent network access does not quantify Brazilian commissions or guarantee institutional awards. ([resources.ingramcontent.com](https://resources.ingramcontent.com/publishers/global-connect))
    - Evidence informing forecast-year allocation inputs; displayed values and growth are calculated: Agreement-dependent network access does not quantify Brazilian commissions or guarantee institutional awards. ([resources.ingramcontent.com](https://resources.ingramcontent.com/publishers/global-connect))

22. Paperback and Hardcover Distribution Rights - Kindle Direct Publishing
- Evidence informing base-year allocation inputs; displayed values and growth are calculated: The marketplace-specific physical-book distribution restriction is not evidence of zero Mexican printing and packaging demand. ([kdp.amazon.com](https://kdp.amazon.com/en_US/help/topic/G201834280))
- Evidence informing forecast-year allocation inputs; displayed values and growth are calculated: The marketplace-specific physical-book distribution restriction is not evidence of zero Mexican printing and packaging demand. ([kdp.amazon.com](https://kdp.amazon.com/en_US/help/topic/G201834280))

23. How Much Does It Cost to Print a Book? - QinPrinting
- Evidence informing base-year allocation inputs; displayed values and growth are calculated: Mechanical-binding quotations constrain the unit-receipt assumption, not incidence.
- Evidence informing forecast-year allocation inputs; displayed values and growth are calculated: Mechanical-binding quotations constrain the unit-receipt assumption, not incidence.

24. Puget Bindery - Services
- Evidence informing base-year allocation inputs; displayed values and growth are calculated: The provider identifies training manuals and reference guides as mechanical-binding applications, supporting the commissioning premise without measuring sales incidence.
- Evidence informing forecast-year allocation inputs; displayed values and growth are calculated: The provider identifies training manuals and reference guides as mechanical-binding applications, supporting the commissioning premise without measuring sales incidence.

8.5. Saddle-Stitched Booklets

Table 41. Global Book Printing & Packaging Services Market Size, by Saddle-Stitched Booklets, by Region, 2017-2040 (USD Million)

Region	2017	2024	2025	2026	2027	2032	2040	CAGR (%)
Africa	xx.xx	xx.xx	xx.xx	xx.xx	xx.xx	xx.xx	xx.xx	xx.xx
Asia-Pacific	xx.xx	xx.xx	xx.xx	xx.xx	xx.xx	xx.xx	xx.xx	xx.xx
Europe	xx.xx	xx.xx	xx.xx	xx.xx	xx.xx	xx.xx	xx.xx	xx.xx
Latin America	xx.xx	xx.xx	xx.xx	xx.xx	xx.xx	xx.xx	xx.xx	xx.xx
Middle East	xx.xx	xx.xx	xx.xx	xx.xx	xx.xx	xx.xx	xx.xx	xx.xx
North America	xx.xx	xx.xx	xx.xx	xx.xx	xx.xx	xx.xx	xx.xx	xx.xx
Total	**xx.xx**	**xx.xx**	**xx.xx**	**xx.xx**	**xx.xx**	**xx.xx**	**xx.xx**	**xx.xx**

Table 42. Global Book Printing & Packaging Services Market Size, by Saddle-Stitched Booklets, by Group, 2017-2040 (USD Million)

Group	2017	2024	2025	2026	2027	2032	2040	CAGR (%)
ASEAN	xx.xx	xx.xx	xx.xx	xx.xx	xx.xx	xx.xx	xx.xx	xx.xx
BRICS	xx.xx	xx.xx	xx.xx	xx.xx	xx.xx	xx.xx	xx.xx	xx.xx
European Union	xx.xx	xx.xx	xx.xx	xx.xx	xx.xx	xx.xx	xx.xx	xx.xx
G7	xx.xx	xx.xx	xx.xx	xx.xx	xx.xx	xx.xx	xx.xx	xx.xx
GCC	xx.xx	xx.xx	xx.xx	xx.xx	xx.xx	xx.xx	xx.xx	xx.xx
NATO	xx.xx	xx.xx	xx.xx	xx.xx	xx.xx	xx.xx	xx.xx	xx.xx

Table 43. Global Book Printing & Packaging Services Market Size, by Saddle-Stitched Booklets, by Country, 2017-2040 (USD Million)

Country	2017	2024	2025	2026	2027	2032	2040	CAGR (%)
Australia	xx.xx	xx.xx	xx.xx	xx.xx	xx.xx	xx.xx	xx.xx	xx.xx
Brazil	xx.xx	xx.xx	xx.xx	xx.xx	xx.xx	xx.xx	xx.xx	xx.xx
Canada	xx.xx	xx.xx	xx.xx	xx.xx	xx.xx	xx.xx	xx.xx	xx.xx
China	xx.xx	xx.xx	xx.xx	xx.xx	xx.xx	xx.xx	xx.xx	xx.xx
France	xx.xx	xx.xx	xx.xx	xx.xx	xx.xx	xx.xx	xx.xx	xx.xx
Germany	xx.xx	xx.xx	xx.xx	xx.xx	xx.xx	xx.xx	xx.xx	xx.xx
India	xx.xx	xx.xx	xx.xx	xx.xx	xx.xx	xx.xx	xx.xx	xx.xx
Italy	xx.xx	xx.xx	xx.xx	xx.xx	xx.xx	xx.xx	xx.xx	xx.xx
Japan	xx.xx	xx.xx	xx.xx	xx.xx	xx.xx	xx.xx	xx.xx	xx.xx
Mexico	xx.xx	xx.xx	xx.xx	xx.xx	xx.xx	xx.xx	xx.xx	xx.xx
Russia	xx.xx	xx.xx	xx.xx	xx.xx	xx.xx	xx.xx	xx.xx	xx.xx
South Korea	xx.xx	xx.xx	xx.xx	xx.xx	xx.xx	xx.xx	xx.xx	xx.xx
Spain	xx.xx	xx.xx	xx.xx	xx.xx	xx.xx	xx.xx	xx.xx	xx.xx
United Kingdom	xx.xx	xx.xx	xx.xx	xx.xx	xx.xx	xx.xx	xx.xx	xx.xx
United States	xx.xx	xx.xx	xx.xx	xx.xx	xx.xx	xx.xx	xx.xx	xx.xx
Others	xx.xx	xx.xx	xx.xx	xx.xx	xx.xx	xx.xx	xx.xx	xx.xx
Total	**xx.xx**	**xx.xx**	**xx.xx**	**xx.xx**	**xx.xx**	**xx.xx**	**xx.xx**	**xx.xx**

Sources & Evidence

1. EDItEUR - ONIX Codelists Issue 75, List 150: Product Form
   - Taxonomy evidence: BF includes stapled, low-extent wire-stitched books without a distinct spine. ([ns.editeur.org](https://ns.editeur.org/onix/en/xx.xx))
   - Evidence informing base-year allocation inputs; displayed values and growth are calculated: BF includes stapled short books; nonbook uses are excluded from the model.
   - Evidence informing forecast-year allocation inputs; displayed values and growth are calculated: BF includes stapled short books; nonbook uses are excluded from the model.
2. EDItEUR - ONIX Codelists Issue 75, List 175: Product Form Detail
   - Taxonomy evidence: A saddle-sewn/stitched form detail is separately recognized. ([ns.editeur.org](https://ns.editeur.org/onix/en/xx.xx))
3. ONIX Codelists Issue 74 - List 150, Code BF: Pamphlet
   - Taxonomy evidence: Code BF identifies stapled pamphlets and short wire-stitched books without a conventional spine. ([ns.editeur.org](https://ns.editeur.org/onix/en/xx.xx/BF))

4. European Book Publishing Statistics 2024
   - Evidence informing the 2024 market-value input; displayed series and growth include calculations: European publishers reported approximately EUR xx.xx of net book-sales revenue in 2024. The disclosed ebook and audiobook proportions inform the modeled xx.xx% physical-book revenue proportion; publisher revenue is an input, not printing-service revenue.
   - Evidence informing the 2025 market-value input; displayed series and growth include calculations: The 2024 publisher-revenue and format observations provide the European demand input carried into the 2025 estimate.
   - Evidence informing base-year allocation inputs; displayed values and growth are calculated: EUR xx.xx of 2024 publisher revenue and weakening physical volumes constrain the European demand weight and forecast, not directly observed service shares.
   ([fep-fee.eu](https://www.fep-fee.eu/European-Book-Publishing-Statistics-2024))
   - Evidence informing forecast-year allocation inputs; displayed values and growth are calculated: EUR xx.xx of 2024 publisher revenue and weakening physical volumes constrain the European demand weight and forecast, not directly observed service shares.
   ([fep-fee.eu](https://www.fep-fee.eu/European-Book-Publishing-Statistics-2024))

5. The Global Publishing Industry in 2022

- Evidence informing the 2024 market-value input; displayed series and growth include calculations: Table xx.xx supplies country-level publishing revenues and identifies differences between retail-value, publisher-revenue, print-only and prior-year observations. Selected non-European country observations are adjusted for physical formats and period before estimating production spending.
- Evidence informing the 2025 market-value input; displayed series and growth include calculations: The selected country observations contribute to the demand pool underlying the 2025 working estimate. Nielsen retail datasets elsewhere in the publication are not used.
- Evidence informing base-year allocation inputs; displayed values and growth are calculated: Country revenue/format proxies constrain commissioning weights. ([wipo.int](https://www.wipo.int/edocs/pubdocs/en/wipo-pub-xx.xx-2023-xx.xx-en-the-global-publishing-industry-in-2022.pdf))
- Evidence informing forecast-year allocation inputs; displayed values and growth are calculated: Country revenue/format proxies constrain commissioning weights. ([wipo.int](https://www.wipo.int/edocs/pubdocs/en/wipo-pub-xx.xx-2023-xx.xx-en-the-global-publishing-industry-in-2022.pdf))
- Evidence informing base-year allocation inputs; displayed values and growth are calculated: Revenue and registration proxies constrain allocation. ([wipo.int](https://www.wipo.int/edocs/pubdocs/en/wipo-pub-xx.xx-2023-xx.xx-en-the-global-publishing-industry-in-2022.pdf))
- Evidence informing forecast-year allocation inputs; displayed values and growth are calculated: Revenue and registration proxies constrain allocation. ([wipo.int](https://www.wipo.int/edocs/pubdocs/en/wipo-pub-xx.xx-2023-xx.xx-en-the-global-publishing-industry-in-2022.pdf))
- Evidence informing base-year allocation inputs; displayed values and growth are calculated: Revenue, format and title proxies constrain allocation. ([wipo.int](https://www.wipo.int/edocs/pubdocs/en/wipo-pub-xx.xx-2023-xx.xx-en-the-global-publishing-industry-in-2022.pdf))
- Evidence informing forecast-year allocation inputs; displayed values and growth are calculated: Revenue, format and title proxies constrain allocation. ([wipo.int](https://www.wipo.int/edocs/pubdocs/en/wipo-pub-xx.xx-2023-xx.xx-en-the-global-publishing-industry-in-2022.pdf))
- Evidence informing base-year allocation inputs; displayed values and growth are calculated: Turkish revenue constrains regional commissioning scale. ([wipo.int](https://www.wipo.int/edocs/pubdocs/en/wipo-pub-xx.xx-2023-xx.xx-en-the-global-publishing-industry-in-2022.pdf))
- Evidence informing forecast-year allocation inputs; displayed values and growth are calculated: Turkish revenue constrains regional commissioning scale. ([wipo.int](https://www.wipo.int/edocs/pubdocs/en/wipo-pub-xx.xx-2023-xx.xx-en-the-global-publishing-industry-in-2022.pdf))
- Evidence informing base-year allocation inputs; displayed values and growth are calculated: Nigerian registration activity supplies a modeled-demand input. ([wipo.int](https://www.wipo.int/edocs/pubdocs/en/wipo-pub-xx.xx-2023-xx.xx-en-the-global-publishing-industry-in-2022.pdf))
- Evidence informing forecast-year allocation inputs; displayed values and growth are calculated: Nigerian registration activity supplies a modeled-demand input. ([wipo.int](https://www.wipo.int/edocs/pubdocs/en/wipo-pub-xx.xx-2023-xx.xx-en-the-global-publishing-industry-in-2022.pdf))
- Evidence informing base-year allocation inputs; displayed values and growth are calculated: Country revenue, format and registration proxies constrain allocation. ([wipo.int](https://www.wipo.int/edocs/pubdocs/en/wipo-pub-xx.xx-2023-xx.xx-en-the-global-publishing-industry-in-2022.pdf))
- Evidence informing forecast-year allocation inputs; displayed values and growth are calculated: Country revenue, format and registration proxies constrain allocation. ([wipo.int](https://www.wipo.int/edocs/pubdocs/en/wipo-pub-xx.xx-2023-xx.xx-en-the-global-publishing-industry-in-2022.pdf))
- Evidence informing base-year allocation inputs; displayed values and growth are calculated: Sector observations constrain the educational short-book commissioning pool.
- Evidence informing forecast-year allocation inputs; displayed values and growth are calculated: Sector observations constrain the educational short-book commissioning pool.

6. 2024 年新闻出版统计公报

- Evidence informing the 2024 market-value input; displayed series and growth include calculations: For 2024, the official table reports xx.xx book copies or sheets and CNY xx.xx of book-publishing revenue. These constrain the demand bridge and historical contraction, rather than directly measuring printing-service sales.
- Evidence informing the 2025 market-value input; displayed series and growth include calculations: The 2024 book-publishing observation supplies the Chinese demand primitive for the 2025 model.
- Evidence informing base-year allocation inputs; displayed values and growth are calculated: 2024 book-publishing revenue of CNY xx.xx supplies the physical-demand proxy; reported output contraction qualifies growth assumptions. ([nppa.gov.cn](https://www.nppa.gov.cn/xxgk/fdzdgknr/tjxx/xx.xx/P020251218382424228218.pdf))
- Evidence informing forecast-year allocation inputs; displayed values and growth are calculated: 2024 book-publishing revenue of CNY xx.xx supplies the physical-demand proxy; reported output contraction qualifies growth assumptions. ([nppa.gov.cn](https://www.nppa.gov.cn/xxgk/fdzdgknr/tjxx/xx.xx/P020251218382424228218.pdf))
- Evidence informing base-year allocation inputs; displayed values and growth are calculated: The Chinese book-publishing observation is a major regional demand input, distinct from all printing and packaging industry revenue. ([nppa.gov.cn](https://www.nppa.gov.cn/xxgk/fdzdgknr/tjxx/xx.xx/P020251218382424228218.pdf))
- Evidence informing forecast-year allocation inputs; displayed values and growth are calculated: The Chinese book-publishing observation is a major regional demand input, distinct from all printing and packaging industry revenue. ([nppa.gov.cn](https://www.nppa.gov.cn/xxgk/fdzdgknr/tjxx/xx.xx/P020251218382424228218.pdf))

7. Foreign Exchange Rates - G.5A Annual, January 5, 2026

- Evidence informing the 2024 market-value input; displayed series and growth include calculations: The official 2024 annual-average conversion inputs are USD xx.xx per EUR, CNY xx.xx per USD and CAD xx.xx per USD.
- Evidence informing the 2025 market-value input; displayed series and growth include calculations: The exchange-rate table establishes the conversion basis of the preceding-year demand inputs used in the 2025 estimate; subsequent effective-USD price assumptions are modeled separately.

8. Book publishing industry, 2024 - Statistics Canada

- Evidence informing the 2024 market-value input; displayed series and growth include calculations: Canadian publishers reported CAD xx.xx of print sales outside the online category and CAD xx.xx of online print sales in 2024. Their sum, rather than total operating revenue, supplies the physical-book demand input.
- Evidence informing the 2025 market-value input; displayed series and growth include calculations: Reported cost of goods sold of CAD xx.xx, up CAD xx.xx from 2022, supplies a cost-pressure cross-check, not a directly attributable printing-services total.
- Evidence informing base-year allocation inputs; displayed values and growth are calculated: CAD xx.xx plus CAD xx.xx of print sales supplies a physical-book commissioning proxy; digital growth constrains the forecast mix. ([www150.statcan.gc.ca](https://www150.statcan.gc.ca/n1/daily-quotidien/xx.xx/dq260205b-eng.pdf))
- Evidence informing forecast-year allocation inputs; displayed values and growth are calculated: CAD xx.xx plus CAD xx.xx of print sales supplies a physical-book commissioning proxy; digital growth constrains the forecast mix. ([www150.statcan.gc.ca](https://www150.statcan.gc.ca/n1/daily-quotidien/xx.xx/dq260205b-eng.pdf))
- Evidence informing base-year allocation inputs; displayed values and growth are calculated: The Canadian physical-book input contributes to the North American demand index; it is publisher revenue, not service receipts. ([www150.statcan.gc.ca](https://www150.statcan.gc.ca/n1/daily-quotidien/xx.xx/dq260205b-eng.pdf))
- Evidence informing forecast-year allocation inputs; displayed values and growth are calculated: The Canadian physical-book input contributes to the North American demand index; it is publisher revenue, not service receipts. ([www150.statcan.gc.ca](https://www150.statcan.gc.ca/n1/daily-quotidien/xx.xx/dq260205b-eng.pdf))

9. U.S. Census Bureau - Books Printing: Shipments, annual table
   - Evidence informing the 2017 market-value input; displayed series and growth include calculations: U.S. books-printing shipments were USD xx.xx in 2017; this is a national production anchor for the historical model.
   - Evidence informing the 2018 market-value input; displayed series and growth include calculations: U.S. books-printing shipments were USD xx.xx in 2018.
   - Evidence informing the 2019 market-value input; displayed series and growth include calculations: U.S. books-printing shipments were USD xx.xx in 2019.
   - Evidence informing the 2020 market-value input; displayed series and growth include calculations: U.S. books-printing shipments were USD xx.xx in 2020.
   - Evidence informing the 2021 market-value input; displayed series and growth include calculations: U.S. books-printing shipments were USD xx.xx in 2021.
   - Evidence informing the 2022 market-value input; displayed series and growth include calculations: U.S. books-printing shipments were USD xx.xx in 2022.
   - Evidence informing the 2024 market-value input; displayed series and growth include calculations: U.S. books-printing shipments were USD xx.xx in 2024. This national industrial measure is narrower than the composite global service boundary.
10. U.S. Census Bureau - Book Publishers, All Establishments: Revenue, annual table
    - Evidence informing the 2024 market-value input; displayed series and growth include calculations: The Census annual series reports USD xx.xx of U.S. book-publisher revenue for 2024. A modeled xx.xx% physical-book proportion excludes digital and other adjacent receipts.
    - Evidence informing the 2025 market-value input; displayed series and growth include calculations: The 2024 Census observation replaces an older survey-based U.S. revenue bridge in the demand pool underlying 2025.
    - Evidence informing base-year allocation inputs; displayed values and growth are calculated: The official Census revenue-series page defines the publisher-receipt measure underlying the retained U.S. input; the exact 2024 cell was not independently re-extracted. ([fred.stlouisfed.org](https://fred.stlouisfed.org/data/AIES51113RCT00US))
    - Evidence informing forecast-year allocation inputs; displayed values and growth are calculated: The official Census revenue-series page defines the publisher-receipt measure underlying the retained U.S. input; the exact 2024 cell was not independently re-extracted. ([fred.stlouisfed.org](https://fred.stlouisfed.org/data/AIES51113RCT00US))
11. Scholastic Corporation - Form 10-K for the year ended May 31, 2025
    - Evidence informing the 2024 market-value input; displayed series and growth include calculations: Scholastic's fiscal 2024 product, service, production and inventory-reserve costs were xx.xx% of revenue; postage, freight, shipping, fulfillment and other costs were xx.xx%. These broad categories constrain, but do not directly establish, eligible outsourced-service spending.
    - Evidence informing the 2025 market-value input; displayed series and growth include calculations: The corresponding fiscal 2025 proportions were xx.xx% and xx.xx%. Royalties and prepublication amortization are separately disclosed, allowing their exclusion from the service-market bridge.

12. CEWE achieves all targets in 2025 and aims to further increase revenue and earnings in 2026
    - Evidence informing the 2025 market-value input; displayed series and growth include calculations: CEWE reported xx.xx CEWE PHOTOBOOK copies in 2025 versus xx.xx in 2024, supporting a positive specialty-book volume assumption without establishing global adoption.
    - Evidence informing the 2026 market-value input; displayed series and growth include calculations: Observed 2025 photobook growth informs the specialty-demand assumption for 2026; the market value remains modeled.
    - Evidence informing the 2032 market-value input; displayed series and growth include calculations: The observed specialty-book activity is a starting condition for the forecast, not independent proof of continued growth through 2032.
    - Evidence informing the 2040 market-value input; displayed series and growth include calculations: The forecast explicitly slows specialty-demand growth after 2032; this source supplies the initial commercial observation, not the long-term growth rate.
    - Evidence informing base-year allocation inputs; displayed values and growth are calculated: Company photobook activity constrains the materiality of specialty commissions; it does not establish the modeled European specialty multiplier or continued growth through 2032. ([ir.cewe.de](https://ir.cewe.de/en/news/cewe-achieves-all-targets-in-2025-and-aims-to-further-increase-revenue-and-earnings-in/70292c17-c943-xx.xx-bd11-4323b6ce54d8))
    - Evidence informing forecast-year allocation inputs; displayed values and growth are calculated: Company photobook activity constrains the materiality of specialty commissions; it does not establish the modeled European specialty multiplier or continued growth through 2032. ([ir.cewe.de](https://ir.cewe.de/en/news/cewe-achieves-all-targets-in-2025-and-aims-to-further-increase-revenue-and-earnings-in/70292c17-c943-xx.xx-bd11-4323b6ce54d8))
13. Paperback Printing Cost - Kindle Direct Publishing
    - Evidence informing the 2025 market-value input; displayed series and growth include calculations: The inspected U.S. paperback schedule charges USD xx.xx plus USD xx.xx per page for the specified regular-trim black-ink category. It provides a contemporary commercial price comparison for the assumed USD xx.xx self-publishing production receipt, not an observed historical price or volume.
    - Evidence informing the 2026 market-value input; displayed series and growth include calculations: The schedule distinguishes printing charges from royalties and retail list prices, supporting the production-receipt boundary used in the estimate.
14. European Book Publishing Statistics 2017
    - Evidence informing the 2017 market-value input; displayed series and growth include calculations: The association's primary survey reports approximately EUR xx.xx of European net publisher revenue for 2017, constraining the pre-pandemic demand level.
15. European Book Publishing Statistics 2019
    - Evidence informing the 2018 market-value input; displayed series and growth include calculations: The association reports approximately EUR xx.xx of publisher revenue for 2018.
    - Evidence informing the 2019 market-value input; displayed series and growth include calculations: The association reports approximately EUR xx.xx for 2019 and identifies a questionnaire change that limits exact comparability with earlier observations.
16. 2021 年新闻出版产业分析报告
    - Evidence informing the 2020 market-value input; displayed series and growth include calculations: The official report's 2021 comparison identifies a substantial rebound from 2020, constraining the pandemic-recovery bridge.
    - Evidence informing the 2021 market-value input; displayed series and growth include calculations: China reported xx.xx book copies or sheets in 2021, up xx.xx%; the report also distinguishes textbook output and reprints.
17. European Book Publishing Statistics 2023
    - Evidence informing the 2022 market-value input; displayed series and growth include calculations: European net publisher revenue was approximately EUR xx.xx in 2022; the association describes paper-cost pressure and price-led growth.

18. Foreign Exchange Rates - G.5A Annual, January 5, 2026
    - Evidence informing base-year allocation inputs; displayed values and growth are calculated: Official annual-average exchange-rate methodology supports the frozen common-USD conversion convention; it does not measure service demand. ([federalreserve.gov](https://www.federalreserve.gov/releases/g5a/xx.xx/))
    - Evidence informing forecast-year allocation inputs; displayed values and growth are calculated: Official annual-average exchange-rate methodology supports the frozen common-USD conversion convention; it does not measure service demand. ([federalreserve.gov](https://www.federalreserve.gov/releases/g5a/xx.xx/))
    - Evidence informing base-year allocation inputs; displayed values and growth are calculated: The annual currency-conversion convention prevents mixing local-currency demand inputs with USD allocation weights. ([federalreserve.gov](https://www.federalreserve.gov/releases/g5a/xx.xx/))
    - Evidence informing forecast-year allocation inputs; displayed values and growth are calculated: The annual currency-conversion convention prevents mixing local-currency demand inputs with USD allocation weights. ([federalreserve.gov](https://www.federalreserve.gov/releases/g5a/xx.xx/))
19. GCC Statistical Center - Education Statistics 2024 announcement, March 23, 2026
    - Evidence informing base-year allocation inputs; displayed values and growth are calculated: Approximately xx.xx general-school pupils constrain the regional educational customer pool; national apportionment and monetization are assumed. ([gccstat.org](https://www.gccstat.org/news/xx.xx))
    - Evidence informing forecast-year allocation inputs; displayed values and growth are calculated: Approximately xx.xx general-school pupils constrain the regional educational customer pool; national apportionment and monetization are assumed. ([gccstat.org](https://www.gccstat.org/news/xx.xx))
20. South African Book Publishing Industry Survey 2023-2024
    - Evidence informing base-year allocation inputs; displayed values and growth are calculated: The transparent national publisher survey supplies a regional commercial comparator, not an observed African printing-service total. ([publishsa.co.za](https://publishsa.co.za/wp-content/uploads/2025/xx.xx/South-African-Book-Publishing-Industry-Survey-2023-2024.pdf))
    - Evidence informing forecast-year allocation inputs; displayed values and growth are calculated: The transparent national publisher survey supplies a regional commercial comparator, not an observed African printing-service total. ([publishsa.co.za](https://publishsa.co.za/wp-content/uploads/2025/xx.xx/South-African-Book-Publishing-Industry-Survey-2023-2024.pdf))
21. Ministry of Education - Press conference release, December 17, 2024
    - Evidence informing base-year allocation inputs; displayed values and growth are calculated: The announced increase in annual NCERT textbook printing from xx.xx to xx.xx supports an educational-demand mechanism, not realized supplier receipts or the modeled forecast share. ([education.gov.in](https://www.education.gov.in/sites/upload_files/mhrd/files/PIB%20releae%20of%20the%20Press%20Conference%20held%20today.pdf))
    - Evidence informing forecast-year allocation inputs; displayed values and growth are calculated: The announced increase in annual NCERT textbook printing from xx.xx to xx.xx supports an educational-demand mechanism, not realized supplier receipts or the modeled forecast share. ([education.gov.in](https://www.education.gov.in/sites/upload_files/mhrd/files/PIB%20releae%20of%20the%20Press%20Conference%20held%20today.pdf))
22. Global Connect - Ingram Content Group
    - Evidence informing base-year allocation inputs; displayed values and growth are calculated: Agreement-dependent network access does not quantify Brazilian commissions or guarantee institutional awards. ([resources.ingramcontent.com](https://resources.ingramcontent.com/publishers/global-connect))
    - Evidence informing forecast-year allocation inputs; displayed values and growth are calculated: Agreement-dependent network access does not quantify Brazilian commissions or guarantee institutional awards. ([resources.ingramcontent.com](https://resources.ingramcontent.com/publishers/global-connect))

23. Paperback and Hardcover Distribution Rights - Kindle Direct Publishing
· Evidence informing base-year allocation inputs; displayed values and growth are calculated: The marketplace-specific physical-book distribution restriction is not evidence of zero Mexican printing and packaging demand. ([kdp.amazon.com](https://kdp.amazon.com/en_US/help/topic/G201834280))
· Evidence informing forecast-year allocation inputs; displayed values and growth are calculated: The marketplace-specific physical-book distribution restriction is not evidence of zero Mexican printing and packaging demand. ([kdp.amazon.com](https://kdp.amazon.com/en_US/help/topic/G201834280))
24. How Much Does It Cost to Print a Book? - QinPrinting
· Evidence informing base-year allocation inputs; displayed values and growth are calculated: Short-booklet quotations constrain the lower realization used for eligible saddle-stitched books.
· Evidence informing forecast-year allocation inputs; displayed values and growth are calculated: Short-booklet quotations constrain the lower realization used for eligible saddle-stitched books.
25. Lulu - Discontinuing Saddle Stitch in Global Distribution
· Evidence informing base-year allocation inputs; displayed values and growth are calculated: Provider-specific wholesale distribution restrictions establish a channel constraint, not a global sales weight or measured forecast decline.
· Evidence informing forecast-year allocation inputs; displayed values and growth are calculated: Provider-specific wholesale distribution restrictions establish a channel constraint, not a global sales weight or measured forecast decline.

8.6. Loose-Leaf Books

Table 44. Global Book Printing & Packaging Services Market Size, by Loose-Leaf Books, by Region, 2017-2040 (USD Million)

Region	2017	2024	2025	2026	2027	2032	2040	CAGR (%)
Africa	xx.xx	xx.xx	xx.xx	xx.xx	xx.xx	xx.xx	xx.xx	xx.xx
Asia-Pacific	xx.xx	xx.xx	xx.xx	xx.xx	xx.xx	xx.xx	xx.xx	xx.xx
Europe	xx.xx	xx.xx	xx.xx	xx.xx	xx.xx	xx.xx	xx.xx	xx.xx
Latin America	xx.xx	xx.xx	xx.xx	xx.xx	xx.xx	xx.xx	xx.xx	xx.xx
Middle East	xx.xx	xx.xx	xx.xx	xx.xx	xx.xx	xx.xx	xx.xx	xx.xx
North America	xx.xx	xx.xx	xx.xx	xx.xx	xx.xx	xx.xx	xx.xx	xx.xx
Total	**xx.xx**	**xx.xx**	**xx.xx**	**xx.xx**	**xx.xx**	**xx.xx**	**xx.xx**	**xx.xx**

Table 45. Global Book Printing & Packaging Services Market Size, by Loose-Leaf Books, by Group, 2017-2040 (USD Million)

Group	2017	2024	2025	2026	2027	2032	2040	CAGR (%)
ASEAN	xx.xx	xx.xx	xx.xx	xx.xx	xx.xx	xx.xx	xx.xx	xx.xx
BRICS	xx.xx	xx.xx	xx.xx	xx.xx	xx.xx	xx.xx	xx.xx	xx.xx
European Union	xx.xx	xx.xx	xx.xx	xx.xx	xx.xx	xx.xx	xx.xx	xx.xx
G7	xx.xx	xx.xx	xx.xx	xx.xx	xx.xx	xx.xx	xx.xx	xx.xx
GCC	xx.xx	xx.xx	xx.xx	xx.xx	xx.xx	xx.xx	xx.xx	xx.xx
NATO	xx.xx	xx.xx	xx.xx	xx.xx	xx.xx	xx.xx	xx.xx	xx.xx

Table 46. Global Book Printing & Packaging Services Market Size, by Loose-Leaf Books, by Country, 2017-2040 (USD Million)

Country	2017	2024	2025	2026	2027	2032	2040	CAGR (%)
Australia	xx.xx	xx.xx	xx.xx	xx.xx	xx.xx	xx.xx	xx.xx	xx.xx
Brazil	xx.xx	xx.xx	xx.xx	xx.xx	xx.xx	xx.xx	xx.xx	xx.xx
Canada	xx.xx	xx.xx	xx.xx	xx.xx	xx.xx	xx.xx	xx.xx	xx.xx
China	xx.xx	xx.xx	xx.xx	xx.xx	xx.xx	xx.xx	xx.xx	xx.xx
France	xx.xx	xx.xx	xx.xx	xx.xx	xx.xx	xx.xx	xx.xx	xx.xx
Germany	xx.xx	xx.xx	xx.xx	xx.xx	xx.xx	xx.xx	xx.xx	xx.xx
India	xx.xx	xx.xx	xx.xx	xx.xx	xx.xx	xx.xx	xx.xx	xx.xx
Italy	xx.xx	xx.xx	xx.xx	xx.xx	xx.xx	xx.xx	xx.xx	xx.xx
Japan	xx.xx	xx.xx	xx.xx	xx.xx	xx.xx	xx.xx	xx.xx	xx.xx
Mexico	xx.xx	xx.xx	xx.xx	xx.xx	xx.xx	xx.xx	xx.xx	xx.xx
Russia	xx.xx	xx.xx	xx.xx	xx.xx	xx.xx	xx.xx	xx.xx	xx.xx
South Korea	xx.xx	xx.xx	xx.xx	xx.xx	xx.xx	xx.xx	xx.xx	xx.xx
Spain	xx.xx	xx.xx	xx.xx	xx.xx	xx.xx	xx.xx	xx.xx	xx.xx
United Kingdom	xx.xx	xx.xx	xx.xx	xx.xx	xx.xx	xx.xx	xx.xx	xx.xx
United States	xx.xx	xx.xx	xx.xx	xx.xx	xx.xx	xx.xx	xx.xx	xx.xx
Others	xx.xx	xx.xx	xx.xx	xx.xx	xx.xx	xx.xx	xx.xx	xx.xx
Total	**xx.xx**	**xx.xx**	**xx.xx**	**xx.xx**	**xx.xx**	**xx.xx**	**xx.xx**	**xx.xx**

Sources & Evidence

1. EDItEUR - ONIX Codelists Issue 75, List 150: Product Form
   - Taxonomy evidence: BD recognizes loose-leaf books. ([ns.editeur.org](https://ns.editeur.org/onix/en/xx.xx))
   - Evidence informing base-year allocation inputs; displayed values and growth are calculated: BD identifies loose-leaf books.
   - Evidence informing forecast-year allocation inputs; displayed values and growth are calculated: BD identifies loose-leaf books.
2. EDItEUR - ONIX Codelists Issue 75, List 175: Product Form Detail
   - Taxonomy evidence: Loose-leaf sheets and binder/component combinations are separately identifiable details. ([ns.editeur.org](https://ns.editeur.org/onix/en/xx.xx))
   - Taxonomy evidence: Separate codes identify loose-leaf sheets and binder/component combinations. ([ns.editeur.org](https://ns.editeur.org/onix/en/xx.xx))
3. ONIX Codelists Issue 74 - List 150, Code BD: Loose-Leaf
   - Taxonomy evidence: Code BD explicitly recognizes the loose-leaf book form. ([ns.editeur.org](https://ns.editeur.org/onix/en/xx.xx/BD))

4. European Book Publishing Statistics 2024

- Evidence informing the 2024 market-value input; displayed series and growth include calculations: European publishers reported approximately EUR xx.xx of net book-sales revenue in 2024. The disclosed ebook and audiobook proportions inform the modeled xx.xx% physical-book revenue proportion; publisher revenue is an input, not printing-service revenue.
- Evidence informing the 2025 market-value input; displayed series and growth include calculations: The 2024 publisher-revenue and format observations provide the European demand input carried into the 2025 estimate.
- Evidence informing base-year allocation inputs; displayed values and growth are calculated: EUR xx.xx of 2024 publisher revenue and weakening physical volumes constrain the European demand weight and forecast, not directly observed service shares.
([fep-fee.eu](https://www.fep-fee.eu/European-Book-Publishing-Statistics-2024))
- Evidence informing forecast-year allocation inputs; displayed values and growth are calculated: EUR xx.xx of 2024 publisher revenue and weakening physical volumes constrain the European demand weight and forecast, not directly observed service shares.
([fep-fee.eu](https://www.fep-fee.eu/European-Book-Publishing-Statistics-2024))

5. The Global Publishing Industry in 2022

· Evidence informing the 2024 market-value input; displayed series and growth include calculations: Table xx.xx supplies country-level publishing revenues and identifies differences between retail-value, publisher-revenue, print-only and prior-year observations. Selected non-European country observations are adjusted for physical formats and period before estimating production spending.

· Evidence informing the 2025 market-value input; displayed series and growth include calculations: The selected country observations contribute to the demand pool underlying the 2025 working estimate. Nielsen retail datasets elsewhere in the publication are not used.

· Evidence informing base-year allocation inputs; displayed values and growth are calculated: Country revenue/format proxies constrain commissioning weights. ([wipo.int](https://www.wipo.int/edocs/pubdocs/en/wipo-pub-xx.xx-2023-xx.xx-en-the-global-publishing-industry-in-2022.pdf))

· Evidence informing forecast-year allocation inputs; displayed values and growth are calculated: Country revenue/format proxies constrain commissioning weights. ([wipo.int](https://www.wipo.int/edocs/pubdocs/en/wipo-pub-xx.xx-2023-xx.xx-en-the-global-publishing-industry-in-2022.pdf))

· Evidence informing base-year allocation inputs; displayed values and growth are calculated: Revenue and registration proxies constrain allocation. ([wipo.int](https://www.wipo.int/edocs/pubdocs/en/wipo-pub-xx.xx-2023-xx.xx-en-the-global-publishing-industry-in-2022.pdf))

· Evidence informing forecast-year allocation inputs; displayed values and growth are calculated: Revenue and registration proxies constrain allocation. ([wipo.int](https://www.wipo.int/edocs/pubdocs/en/wipo-pub-xx.xx-2023-xx.xx-en-the-global-publishing-industry-in-2022.pdf))

· Evidence informing base-year allocation inputs; displayed values and growth are calculated: Revenue, format and title proxies constrain allocation. ([wipo.int](https://www.wipo.int/edocs/pubdocs/en/wipo-pub-xx.xx-2023-xx.xx-en-the-global-publishing-industry-in-2022.pdf))

· Evidence informing forecast-year allocation inputs; displayed values and growth are calculated: Revenue, format and title proxies constrain allocation. ([wipo.int](https://www.wipo.int/edocs/pubdocs/en/wipo-pub-xx.xx-2023-xx.xx-en-the-global-publishing-industry-in-2022.pdf))

· Evidence informing base-year allocation inputs; displayed values and growth are calculated: Turkish revenue constrains regional commissioning scale. ([wipo.int](https://www.wipo.int/edocs/pubdocs/en/wipo-pub-xx.xx-2023-xx.xx-en-the-global-publishing-industry-in-2022.pdf))

· Evidence informing forecast-year allocation inputs; displayed values and growth are calculated: Turkish revenue constrains regional commissioning scale. ([wipo.int](https://www.wipo.int/edocs/pubdocs/en/wipo-pub-xx.xx-2023-xx.xx-en-the-global-publishing-industry-in-2022.pdf))

· Evidence informing base-year allocation inputs; displayed values and growth are calculated: Nigerian registration activity supplies a modeled-demand input. ([wipo.int](https://www.wipo.int/edocs/pubdocs/en/wipo-pub-xx.xx-2023-xx.xx-en-the-global-publishing-industry-in-2022.pdf))

· Evidence informing forecast-year allocation inputs; displayed values and growth are calculated: Nigerian registration activity supplies a modeled-demand input. ([wipo.int](https://www.wipo.int/edocs/pubdocs/en/wipo-pub-xx.xx-2023-xx.xx-en-the-global-publishing-industry-in-2022.pdf))

· Evidence informing base-year allocation inputs; displayed values and growth are calculated: Country revenue, format and registration proxies constrain allocation. ([wipo.int](https://www.wipo.int/edocs/pubdocs/en/wipo-pub-xx.xx-2023-xx.xx-en-the-global-publishing-industry-in-2022.pdf))

· Evidence informing forecast-year allocation inputs; displayed values and growth are calculated: Country revenue, format and registration proxies constrain allocation. ([wipo.int](https://www.wipo.int/edocs/pubdocs/en/wipo-pub-xx.xx-2023-xx.xx-en-the-global-publishing-industry-in-2022.pdf))

· Evidence informing base-year allocation inputs; displayed values and growth are calculated: Educational demand supplies a common economic anchor; loose-leaf incidence remains modeled.

· Evidence informing forecast-year allocation inputs; displayed values and growth are calculated: Educational demand supplies a common economic anchor; loose-leaf incidence remains modeled.

6. 2024 年新闻出版统计公报

   · Evidence informing the 2024 market-value input; displayed series and growth include calculations: For 2024, the official table reports xx.xx book copies or sheets and CNY xx.xx of book-publishing revenue. These constrain the demand bridge and historical contraction, rather than directly measuring printing-service sales.

   · Evidence informing the 2025 market-value input; displayed series and growth include calculations: The 2024 book-publishing observation supplies the Chinese demand primitive for the 2025 model.

   · Evidence informing base-year allocation inputs; displayed values and growth are calculated: 2024 book-publishing revenue of CNY xx.xx supplies the physical-demand proxy; reported output contraction qualifies growth assumptions. ([nppa.gov.cn](https://www.nppa.gov.cn/xxgk/fdzdgknr/tjxx/xx.xx/P020251218382424228218.pdf))

   · Evidence informing forecast-year allocation inputs; displayed values and growth are calculated: 2024 book-publishing revenue of CNY xx.xx supplies the physical-demand proxy; reported output contraction qualifies growth assumptions. ([nppa.gov.cn](https://www.nppa.gov.cn/xxgk/fdzdgknr/tjxx/xx.xx/P020251218382424228218.pdf))

   · Evidence informing base-year allocation inputs; displayed values and growth are calculated: The Chinese book-publishing observation is a major regional demand input, distinct from all printing and packaging industry revenue. ([nppa.gov.cn](https://www.nppa.gov.cn/xxgk/fdzdgknr/tjxx/xx.xx/P020251218382424228218.pdf))

   · Evidence informing forecast-year allocation inputs; displayed values and growth are calculated: The Chinese book-publishing observation is a major regional demand input, distinct from all printing and packaging industry revenue. ([nppa.gov.cn](https://www.nppa.gov.cn/xxgk/fdzdgknr/tjxx/xx.xx/P020251218382424228218.pdf))

7. Foreign Exchange Rates - G.5A Annual, January 5, 2026

   · Evidence informing the 2024 market-value input; displayed series and growth include calculations: The official 2024 annual-average conversion inputs are USD xx.xx per EUR, CNY xx.xx per USD and CAD xx.xx per USD.

   · Evidence informing the 2025 market-value input; displayed series and growth include calculations: The exchange-rate table establishes the conversion basis of the preceding-year demand inputs used in the 2025 estimate; subsequent effective-USD price assumptions are modeled separately.

8. Book publishing industry, 2024 - Statistics Canada

   · Evidence informing the 2024 market-value input; displayed series and growth include calculations: Canadian publishers reported CAD xx.xx of print sales outside the online category and CAD xx.xx of online print sales in 2024. Their sum, rather than total operating revenue, supplies the physical-book demand input.

   · Evidence informing the 2025 market-value input; displayed series and growth include calculations: Reported cost of goods sold of CAD xx.xx, up CAD xx.xx from 2022, supplies a cost-pressure cross-check, not a directly attributable printing-services total.

   · Evidence informing base-year allocation inputs; displayed values and growth are calculated: CAD xx.xx plus CAD xx.xx of print sales supplies a physical-book commissioning proxy; digital growth constrains the forecast mix. ([www150.statcan.gc.ca](https://www150.statcan.gc.ca/n1/daily-quotidien/xx.xx/dq260205b-eng.pdf))

   · Evidence informing forecast-year allocation inputs; displayed values and growth are calculated: CAD xx.xx plus CAD xx.xx of print sales supplies a physical-book commissioning proxy; digital growth constrains the forecast mix. ([www150.statcan.gc.ca](https://www150.statcan.gc.ca/n1/daily-quotidien/xx.xx/dq260205b-eng.pdf))

   · Evidence informing base-year allocation inputs; displayed values and growth are calculated: The Canadian physical-book input contributes to the North American demand index; it is publisher revenue, not service receipts. ([www150.statcan.gc.ca](https://www150.statcan.gc.ca/n1/daily-quotidien/xx.xx/dq260205b-eng.pdf))

   · Evidence informing forecast-year allocation inputs; displayed values and growth are calculated: The Canadian physical-book input contributes to the North American demand index; it is publisher revenue, not service receipts. ([www150.statcan.gc.ca](https://www150.statcan.gc.ca/n1/daily-quotidien/xx.xx/dq260205b-eng.pdf))

9. U.S. Census Bureau - Books Printing: Shipments, annual table
   - Evidence informing the 2017 market-value input; displayed series and growth include calculations: U.S. books-printing shipments were USD xx.xx in 2017; this is a national production anchor for the historical model.
   - Evidence informing the 2018 market-value input; displayed series and growth include calculations: U.S. books-printing shipments were USD xx.xx in 2018.
   - Evidence informing the 2019 market-value input; displayed series and growth include calculations: U.S. books-printing shipments were USD xx.xx in 2019.
   - Evidence informing the 2020 market-value input; displayed series and growth include calculations: U.S. books-printing shipments were USD xx.xx in 2020.
   - Evidence informing the 2021 market-value input; displayed series and growth include calculations: U.S. books-printing shipments were USD xx.xx in 2021.
   - Evidence informing the 2022 market-value input; displayed series and growth include calculations: U.S. books-printing shipments were USD xx.xx in 2022.
   - Evidence informing the 2024 market-value input; displayed series and growth include calculations: U.S. books-printing shipments were USD xx.xx in 2024. This national industrial measure is narrower than the composite global service boundary.
10. U.S. Census Bureau - Book Publishers, All Establishments: Revenue, annual table
   - Evidence informing the 2024 market-value input; displayed series and growth include calculations: The Census annual series reports USD xx.xx of U.S. book-publisher revenue for 2024. A modeled xx.xx% physical-book proportion excludes digital and other adjacent receipts.
   - Evidence informing the 2025 market-value input; displayed series and growth include calculations: The 2024 Census observation replaces an older survey-based U.S. revenue bridge in the demand pool underlying 2025.
   - Evidence informing base-year allocation inputs; displayed values and growth are calculated: The official Census revenue-series page defines the publisher-receipt measure underlying the retained U.S. input; the exact 2024 cell was not independently re-extracted. ([fred.stlouisfed.org](https://fred.stlouisfed.org/data/AIES51113RCT00US))
   - Evidence informing forecast-year allocation inputs; displayed values and growth are calculated: The official Census revenue-series page defines the publisher-receipt measure underlying the retained U.S. input; the exact 2024 cell was not independently re-extracted. ([fred.stlouisfed.org](https://fred.stlouisfed.org/data/AIES51113RCT00US))
11. Scholastic Corporation - Form 10-K for the year ended May 31, 2025
   - Evidence informing the 2024 market-value input; displayed series and growth include calculations: Scholastic's fiscal 2024 product, service, production and inventory-reserve costs were xx.xx% of revenue; postage, freight, shipping, fulfillment and other costs were xx.xx%. These broad categories constrain, but do not directly establish, eligible outsourced-service spending.
   - Evidence informing the 2025 market-value input; displayed series and growth include calculations: The corresponding fiscal 2025 proportions were xx.xx% and xx.xx%. Royalties and prepublication amortization are separately disclosed, allowing their exclusion from the service-market bridge.

12. CEWE achieves all targets in 2025 and aims to further increase revenue and earnings in 2026
    - Evidence informing the 2025 market-value input; displayed series and growth include calculations: CEWE reported xx.xx CEWE PHOTOBOOK copies in 2025 versus xx.xx in 2024, supporting a positive specialty-book volume assumption without establishing global adoption.
    - Evidence informing the 2026 market-value input; displayed series and growth include calculations: Observed 2025 photobook growth informs the specialty-demand assumption for 2026; the market value remains modeled.
    - Evidence informing the 2032 market-value input; displayed series and growth include calculations: The observed specialty-book activity is a starting condition for the forecast, not independent proof of continued growth through 2032.
    - Evidence informing the 2040 market-value input; displayed series and growth include calculations: The forecast explicitly slows specialty-demand growth after 2032; this source supplies the initial commercial observation, not the long-term growth rate.
    - Evidence informing base-year allocation inputs; displayed values and growth are calculated: Company photobook activity constrains the materiality of specialty commissions; it does not establish the modeled European specialty multiplier or continued growth through 2032. ([ir.cewe.de](https://ir.cewe.de/en/news/cewe-achieves-all-targets-in-2025-and-aims-to-further-increase-revenue-and-earnings-in/70292c17-c943-xx.xx-bd11-4323b6ce54d8))
    - Evidence informing forecast-year allocation inputs; displayed values and growth are calculated: Company photobook activity constrains the materiality of specialty commissions; it does not establish the modeled European specialty multiplier or continued growth through 2032. ([ir.cewe.de](https://ir.cewe.de/en/news/cewe-achieves-all-targets-in-2025-and-aims-to-further-increase-revenue-and-earnings-in/70292c17-c943-xx.xx-bd11-4323b6ce54d8))
13. Paperback Printing Cost - Kindle Direct Publishing
    - Evidence informing the 2025 market-value input; displayed series and growth include calculations: The inspected U.S. paperback schedule charges USD xx.xx plus USD xx.xx per page for the specified regular-trim black-ink category. It provides a contemporary commercial price comparison for the assumed USD xx.xx self-publishing production receipt, not an observed historical price or volume.
    - Evidence informing the 2026 market-value input; displayed series and growth include calculations: The schedule distinguishes printing charges from royalties and retail list prices, supporting the production-receipt boundary used in the estimate.
14. European Book Publishing Statistics 2017
    - Evidence informing the 2017 market-value input; displayed series and growth include calculations: The association's primary survey reports approximately EUR xx.xx of European net publisher revenue for 2017, constraining the pre-pandemic demand level.
15. European Book Publishing Statistics 2019
    - Evidence informing the 2018 market-value input; displayed series and growth include calculations: The association reports approximately EUR xx.xx of publisher revenue for 2018.
    - Evidence informing the 2019 market-value input; displayed series and growth include calculations: The association reports approximately EUR xx.xx for 2019 and identifies a questionnaire change that limits exact comparability with earlier observations.
16. 2021 年新闻出版产业分析报告
    - Evidence informing the 2020 market-value input; displayed series and growth include calculations: The official report's 2021 comparison identifies a substantial rebound from 2020, constraining the pandemic-recovery bridge.
    - Evidence informing the 2021 market-value input; displayed series and growth include calculations: China reported xx.xx book copies or sheets in 2021, up xx.xx%; the report also distinguishes textbook output and reprints.
17. European Book Publishing Statistics 2023
    - Evidence informing the 2022 market-value input; displayed series and growth include calculations: European net publisher revenue was approximately EUR xx.xx in 2022; the association describes paper-cost pressure and price-led growth.

18. Foreign Exchange Rates - G.5A Annual, January 5, 2026
    - Evidence informing base-year allocation inputs; displayed values and growth are calculated: Official annual-average exchange-rate methodology supports the frozen common-USD conversion convention; it does not measure service demand. ([federalreserve.gov](https://www.federalreserve.gov/releases/g5a/xx.xx/))
    - Evidence informing forecast-year allocation inputs; displayed values and growth are calculated: Official annual-average exchange-rate methodology supports the frozen common-USD conversion convention; it does not measure service demand. ([federalreserve.gov](https://www.federalreserve.gov/releases/g5a/xx.xx/))
    - Evidence informing base-year allocation inputs; displayed values and growth are calculated: The annual currency-conversion convention prevents mixing local-currency demand inputs with USD allocation weights. ([federalreserve.gov](https://www.federalreserve.gov/releases/g5a/xx.xx/))
    - Evidence informing forecast-year allocation inputs; displayed values and growth are calculated: The annual currency-conversion convention prevents mixing local-currency demand inputs with USD allocation weights. ([federalreserve.gov](https://www.federalreserve.gov/releases/g5a/xx.xx/))
19. GCC Statistical Center - Education Statistics 2024 announcement, March 23, 2026
    - Evidence informing base-year allocation inputs; displayed values and growth are calculated: Approximately xx.xx general-school pupils constrain the regional educational customer pool; national apportionment and monetization are assumed. ([gccstat.org](https://www.gccstat.org/news/xx.xx))
    - Evidence informing forecast-year allocation inputs; displayed values and growth are calculated: Approximately xx.xx general-school pupils constrain the regional educational customer pool; national apportionment and monetization are assumed. ([gccstat.org](https://www.gccstat.org/news/xx.xx))
20. South African Book Publishing Industry Survey 2023-2024
    - Evidence informing base-year allocation inputs; displayed values and growth are calculated: The transparent national publisher survey supplies a regional commercial comparator, not an observed African printing-service total. ([publishsa.co.za](https://publishsa.co.za/wp-content/uploads/2025/xx.xx/South-African-Book-Publishing-Industry-Survey-2023-2024.pdf))
    - Evidence informing forecast-year allocation inputs; displayed values and growth are calculated: The transparent national publisher survey supplies a regional commercial comparator, not an observed African printing-service total. ([publishsa.co.za](https://publishsa.co.za/wp-content/uploads/2025/xx.xx/South-African-Book-Publishing-Industry-Survey-2023-2024.pdf))
21. Ministry of Education - Press conference release, December 17, 2024
    - Evidence informing base-year allocation inputs; displayed values and growth are calculated: The announced increase in annual NCERT textbook printing from xx.xx to xx.xx supports an educational-demand mechanism, not realized supplier receipts or the modeled forecast share. ([education.gov.in](https://www.education.gov.in/sites/upload_files/mhrd/files/PIB%20releae%20of%20the%20Press%20Conference%20held%20today.pdf))
    - Evidence informing forecast-year allocation inputs; displayed values and growth are calculated: The announced increase in annual NCERT textbook printing from xx.xx to xx.xx supports an educational-demand mechanism, not realized supplier receipts or the modeled forecast share. ([education.gov.in](https://www.education.gov.in/sites/upload_files/mhrd/files/PIB%20releae%20of%20the%20Press%20Conference%20held%20today.pdf))
22. Global Connect - Ingram Content Group
    - Evidence informing base-year allocation inputs; displayed values and growth are calculated: Agreement-dependent network access does not quantify Brazilian commissions or guarantee institutional awards. ([resources.ingramcontent.com](https://resources.ingramcontent.com/publishers/global-connect))
    - Evidence informing forecast-year allocation inputs; displayed values and growth are calculated: Agreement-dependent network access does not quantify Brazilian commissions or guarantee institutional awards. ([resources.ingramcontent.com](https://resources.ingramcontent.com/publishers/global-connect))

23. Paperback and Hardcover Distribution Rights - Kindle Direct Publishing
    - Evidence informing base-year allocation inputs; displayed values and growth are calculated: The marketplace-specific physical-book distribution restriction is not evidence of zero Mexican printing and packaging demand. ([kdp.amazon.com](https://kdp.amazon.com/en_US/help/topic/G201834280))
    - Evidence informing forecast-year allocation inputs; displayed values and growth are calculated: The marketplace-specific physical-book distribution restriction is not evidence of zero Mexican printing and packaging demand. ([kdp.amazon.com](https://kdp.amazon.com/en_US/help/topic/G201834280))
24. Thomson Reuters - Fourth-Quarter and Full-Year 2025 Results
    - Evidence informing base-year allocation inputs; displayed values and growth are calculated: Global Print revenue and contraction constrain professional-print scale and substitution direction; content receipts are not treated as loose-leaf service revenue.
    - Evidence informing forecast-year allocation inputs; displayed values and growth are calculated: Global Print revenue and contraction constrain professional-print scale and substitution direction; content receipts are not treated as loose-leaf service revenue.

8.7. Textile Books

Table 47. Global Book Printing & Packaging Services Market Size, by Textile Books, by Region, 2017-2040 (USD Million)

Region	2017	2024	2025	2026	2027	2032	2040	CAGR (%)
Africa	xx.xx	xx.xx	xx.xx	xx.xx	xx.xx	xx.xx	xx.xx	xx.xx
Asia-Pacific	xx.xx	xx.xx	xx.xx	xx.xx	xx.xx	xx.xx	xx.xx	xx.xx
Europe	xx.xx	xx.xx	xx.xx	xx.xx	xx.xx	xx.xx	xx.xx	xx.xx
Latin America	xx.xx	xx.xx	xx.xx	xx.xx	xx.xx	xx.xx	xx.xx	xx.xx
Middle East	xx.xx	xx.xx	xx.xx	xx.xx	xx.xx	xx.xx	xx.xx	xx.xx
North America	xx.xx	xx.xx	xx.xx	xx.xx	xx.xx	xx.xx	xx.xx	xx.xx
Total	**xx.xx**	**xx.xx**	**xx.xx**	**xx.xx**	**xx.xx**	**xx.xx**	**xx.xx**	**xx.xx**

Table 48. Global Book Printing & Packaging Services Market Size, by Textile Books, by Group, 2017-2040 (USD Million)

Group	2017	2024	2025	2026	2027	2032	2040	CAGR (%)
ASEAN	xx.xx	xx.xx	xx.xx	xx.xx	xx.xx	xx.xx	xx.xx	xx.xx
BRICS	xx.xx	xx.xx	xx.xx	xx.xx	xx.xx	xx.xx	xx.xx	xx.xx
European Union	xx.xx	xx.xx	xx.xx	xx.xx	xx.xx	xx.xx	xx.xx	xx.xx
G7	xx.xx	xx.xx	xx.xx	xx.xx	xx.xx	xx.xx	xx.xx	xx.xx
GCC	xx.xx	xx.xx	xx.xx	xx.xx	xx.xx	xx.xx	xx.xx	xx.xx
NATO	xx.xx	xx.xx	xx.xx	xx.xx	xx.xx	xx.xx	xx.xx	xx.xx

Table 49. Global Book Printing & Packaging Services Market Size, by Textile Books, by Country, 2017-2040 (USD Million)

Country	2017	2024	2025	2026	2027	2032	2040	CAGR (%)
Australia	xx.xx	xx.xx	xx.xx	xx.xx	xx.xx	xx.xx	xx.xx	xx.xx
Brazil	xx.xx	xx.xx	xx.xx	xx.xx	xx.xx	xx.xx	xx.xx	xx.xx
Canada	xx.xx	xx.xx	xx.xx	xx.xx	xx.xx	xx.xx	xx.xx	xx.xx
China	xx.xx	xx.xx	xx.xx	xx.xx	xx.xx	xx.xx	xx.xx	xx.xx
France	xx.xx	xx.xx	xx.xx	xx.xx	xx.xx	xx.xx	xx.xx	xx.xx
Germany	xx.xx	xx.xx	xx.xx	xx.xx	xx.xx	xx.xx	xx.xx	xx.xx
India	xx.xx	xx.xx	xx.xx	xx.xx	xx.xx	xx.xx	xx.xx	xx.xx
Italy	xx.xx	xx.xx	xx.xx	xx.xx	xx.xx	xx.xx	xx.xx	xx.xx
Japan	xx.xx	xx.xx	xx.xx	xx.xx	xx.xx	xx.xx	xx.xx	xx.xx
Mexico	xx.xx	xx.xx	xx.xx	xx.xx	xx.xx	xx.xx	xx.xx	xx.xx
Russia	xx.xx	xx.xx	xx.xx	xx.xx	xx.xx	xx.xx	xx.xx	xx.xx
South Korea	xx.xx	xx.xx	xx.xx	xx.xx	xx.xx	xx.xx	xx.xx	xx.xx
Spain	xx.xx	xx.xx	xx.xx	xx.xx	xx.xx	xx.xx	xx.xx	xx.xx
United Kingdom	xx.xx	xx.xx	xx.xx	xx.xx	xx.xx	xx.xx	xx.xx	xx.xx
United States	xx.xx	xx.xx	xx.xx	xx.xx	xx.xx	xx.xx	xx.xx	xx.xx
Others	xx.xx	xx.xx	xx.xx	xx.xx	xx.xx	xx.xx	xx.xx	xx.xx
Total	**xx.xx**	**xx.xx**	**xx.xx**	**xx.xx**	**xx.xx**	**xx.xx**	**xx.xx**	**xx.xx**

Sources & Evidence

1. EDItEUR - ONIX Codelists Issue 75, List 150: Product Form
   - Taxonomy evidence: BI identifies textile-page books. ([ns.editeur.org](https://ns.editeur.org/onix/en/xx.xx))
   - Taxonomy evidence: Code BI recognizes books whose pages are textile, distinct from cloth-covered conventional books. ([ns.editeur.org](https://ns.editeur.org/onix/en/xx.xx))
   - Evidence informing base-year allocation inputs; displayed values and growth are calculated: BI identifies textile-page books, not cloth-covered paper books.
   - Evidence informing forecast-year allocation inputs; displayed values and growth are calculated: BI identifies textile-page books, not cloth-covered paper books.

2. European Book Publishing Statistics 2024

· Evidence informing the 2024 market-value input; displayed series and growth include calculations: European publishers reported approximately EUR xx.xx of net book-sales revenue in 2024. The disclosed ebook and audiobook proportions inform the modeled xx.xx% physical-book revenue proportion; publisher revenue is an input, not printing-service revenue.

· Evidence informing the 2025 market-value input; displayed series and growth include calculations: The 2024 publisher-revenue and format observations provide the European demand input carried into the 2025 estimate.

· Evidence informing base-year allocation inputs; displayed values and growth are calculated: EUR xx.xx of 2024 publisher revenue and weakening physical volumes constrain the European demand weight and forecast, not directly observed service shares.
([fep-fee.eu](https://www.fep-fee.eu/European-Book-Publishing-Statistics-2024))

· Evidence informing forecast-year allocation inputs; displayed values and growth are calculated: EUR xx.xx of 2024 publisher revenue and weakening physical volumes constrain the European demand weight and forecast, not directly observed service shares.
([fep-fee.eu](https://www.fep-fee.eu/European-Book-Publishing-Statistics-2024))

3. The Global Publishing Industry in 2022

- Evidence informing the 2024 market-value input; displayed series and growth include calculations: Table xx.xx supplies country-level publishing revenues and identifies differences between retail-value, publisher-revenue, print-only and prior-year observations. Selected non-European country observations are adjusted for physical formats and period before estimating production spending.
- Evidence informing the 2025 market-value input; displayed series and growth include calculations: The selected country observations contribute to the demand pool underlying the 2025 working estimate. Nielsen retail datasets elsewhere in the publication are not used.
- Evidence informing base-year allocation inputs; displayed values and growth are calculated: Country revenue/format proxies constrain commissioning weights. ([wipo.int](https://www.wipo.int/edocs/pubdocs/en/wipo-pub-xx.xx-2023-xx.xx-en-the-global-publishing-industry-in-2022.pdf))
- Evidence informing forecast-year allocation inputs; displayed values and growth are calculated: Country revenue/format proxies constrain commissioning weights. ([wipo.int](https://www.wipo.int/edocs/pubdocs/en/wipo-pub-xx.xx-2023-xx.xx-en-the-global-publishing-industry-in-2022.pdf))
- Evidence informing base-year allocation inputs; displayed values and growth are calculated: Revenue and registration proxies constrain allocation. ([wipo.int](https://www.wipo.int/edocs/pubdocs/en/wipo-pub-xx.xx-2023-xx.xx-en-the-global-publishing-industry-in-2022.pdf))
- Evidence informing forecast-year allocation inputs; displayed values and growth are calculated: Revenue and registration proxies constrain allocation. ([wipo.int](https://www.wipo.int/edocs/pubdocs/en/wipo-pub-xx.xx-2023-xx.xx-en-the-global-publishing-industry-in-2022.pdf))
- Evidence informing base-year allocation inputs; displayed values and growth are calculated: Revenue, format and title proxies constrain allocation. ([wipo.int](https://www.wipo.int/edocs/pubdocs/en/wipo-pub-xx.xx-2023-xx.xx-en-the-global-publishing-industry-in-2022.pdf))
- Evidence informing forecast-year allocation inputs; displayed values and growth are calculated: Revenue, format and title proxies constrain allocation. ([wipo.int](https://www.wipo.int/edocs/pubdocs/en/wipo-pub-xx.xx-2023-xx.xx-en-the-global-publishing-industry-in-2022.pdf))
- Evidence informing base-year allocation inputs; displayed values and growth are calculated: Turkish revenue constrains regional commissioning scale. ([wipo.int](https://www.wipo.int/edocs/pubdocs/en/wipo-pub-xx.xx-2023-xx.xx-en-the-global-publishing-industry-in-2022.pdf))
- Evidence informing forecast-year allocation inputs; displayed values and growth are calculated: Turkish revenue constrains regional commissioning scale. ([wipo.int](https://www.wipo.int/edocs/pubdocs/en/wipo-pub-xx.xx-2023-xx.xx-en-the-global-publishing-industry-in-2022.pdf))
- Evidence informing base-year allocation inputs; displayed values and growth are calculated: Nigerian registration activity supplies a modeled-demand input. ([wipo.int](https://www.wipo.int/edocs/pubdocs/en/wipo-pub-xx.xx-2023-xx.xx-en-the-global-publishing-industry-in-2022.pdf))
- Evidence informing forecast-year allocation inputs; displayed values and growth are calculated: Nigerian registration activity supplies a modeled-demand input. ([wipo.int](https://www.wipo.int/edocs/pubdocs/en/wipo-pub-xx.xx-2023-xx.xx-en-the-global-publishing-industry-in-2022.pdf))
- Evidence informing base-year allocation inputs; displayed values and growth are calculated: Country revenue, format and registration proxies constrain allocation. ([wipo.int](https://www.wipo.int/edocs/pubdocs/en/wipo-pub-xx.xx-2023-xx.xx-en-the-global-publishing-industry-in-2022.pdf))
- Evidence informing forecast-year allocation inputs; displayed values and growth are calculated: Country revenue, format and registration proxies constrain allocation. ([wipo.int](https://www.wipo.int/edocs/pubdocs/en/wipo-pub-xx.xx-2023-xx.xx-en-the-global-publishing-industry-in-2022.pdf))
- Evidence informing base-year allocation inputs; displayed values and growth are calculated: Children's demand anchors assumed textile-book order incidence.
- Evidence informing forecast-year allocation inputs; displayed values and growth are calculated: Children's demand anchors assumed textile-book order incidence.

4. 2024 年新闻出版统计公报

   · Evidence informing the 2024 market-value input; displayed series and growth include calculations: For 2024, the official table reports xx.xx book copies or sheets and CNY xx.xx of book-publishing revenue. These constrain the demand bridge and historical contraction, rather than directly measuring printing-service sales.

   · Evidence informing the 2025 market-value input; displayed series and growth include calculations: The 2024 book-publishing observation supplies the Chinese demand primitive for the 2025 model.

   · Evidence informing base-year allocation inputs; displayed values and growth are calculated: 2024 book-publishing revenue of CNY xx.xx supplies the physical-demand proxy; reported output contraction qualifies growth assumptions. ([nppa.gov.cn](https://www.nppa.gov.cn/xxgk/fdzdgknr/tjxx/xx.xx/P020251218382424228218.pdf))

   · Evidence informing forecast-year allocation inputs; displayed values and growth are calculated: 2024 book-publishing revenue of CNY xx.xx supplies the physical-demand proxy; reported output contraction qualifies growth assumptions. ([nppa.gov.cn](https://www.nppa.gov.cn/xxgk/fdzdgknr/tjxx/xx.xx/P020251218382424228218.pdf))

   · Evidence informing base-year allocation inputs; displayed values and growth are calculated: The Chinese book-publishing observation is a major regional demand input, distinct from all printing and packaging industry revenue. ([nppa.gov.cn](https://www.nppa.gov.cn/xxgk/fdzdgknr/tjxx/xx.xx/P020251218382424228218.pdf))

   · Evidence informing forecast-year allocation inputs; displayed values and growth are calculated: The Chinese book-publishing observation is a major regional demand input, distinct from all printing and packaging industry revenue. ([nppa.gov.cn](https://www.nppa.gov.cn/xxgk/fdzdgknr/tjxx/xx.xx/P020251218382424228218.pdf))

5. Foreign Exchange Rates - G.5A Annual, January 5, 2026

   · Evidence informing the 2024 market-value input; displayed series and growth include calculations: The official 2024 annual-average conversion inputs are USD xx.xx per EUR, CNY xx.xx per USD and CAD xx.xx per USD.

   · Evidence informing the 2025 market-value input; displayed series and growth include calculations: The exchange-rate table establishes the conversion basis of the preceding-year demand inputs used in the 2025 estimate; subsequent effective-USD price assumptions are modeled separately.

6. Book publishing industry, 2024 - Statistics Canada

   · Evidence informing the 2024 market-value input; displayed series and growth include calculations: Canadian publishers reported CAD xx.xx of print sales outside the online category and CAD xx.xx of online print sales in 2024. Their sum, rather than total operating revenue, supplies the physical-book demand input.

   · Evidence informing the 2025 market-value input; displayed series and growth include calculations: Reported cost of goods sold of CAD xx.xx, up CAD xx.xx from 2022, supplies a cost-pressure cross-check, not a directly attributable printing-services total.

   · Evidence informing base-year allocation inputs; displayed values and growth are calculated: CAD xx.xx plus CAD xx.xx of print sales supplies a physical-book commissioning proxy; digital growth constrains the forecast mix. ([www150.statcan.gc.ca](https://www150.statcan.gc.ca/n1/daily-quotidien/xx.xx/dq260205b-eng.pdf))

   · Evidence informing forecast-year allocation inputs; displayed values and growth are calculated: CAD xx.xx plus CAD xx.xx of print sales supplies a physical-book commissioning proxy; digital growth constrains the forecast mix. ([www150.statcan.gc.ca](https://www150.statcan.gc.ca/n1/daily-quotidien/xx.xx/dq260205b-eng.pdf))

   · Evidence informing base-year allocation inputs; displayed values and growth are calculated: The Canadian physical-book input contributes to the North American demand index; it is publisher revenue, not service receipts. ([www150.statcan.gc.ca](https://www150.statcan.gc.ca/n1/daily-quotidien/xx.xx/dq260205b-eng.pdf))

   · Evidence informing forecast-year allocation inputs; displayed values and growth are calculated: The Canadian physical-book input contributes to the North American demand index; it is publisher revenue, not service receipts. ([www150.statcan.gc.ca](https://www150.statcan.gc.ca/n1/daily-quotidien/xx.xx/dq260205b-eng.pdf))

7. U.S. Census Bureau - Books Printing: Shipments, annual table
   - Evidence informing the 2017 market-value input; displayed series and growth include calculations: U.S. books-printing shipments were USD xx.xx in 2017; this is a national production anchor for the historical model.
   - Evidence informing the 2018 market-value input; displayed series and growth include calculations: U.S. books-printing shipments were USD xx.xx in 2018.
   - Evidence informing the 2019 market-value input; displayed series and growth include calculations: U.S. books-printing shipments were USD xx.xx in 2019.
   - Evidence informing the 2020 market-value input; displayed series and growth include calculations: U.S. books-printing shipments were USD xx.xx in 2020.
   - Evidence informing the 2021 market-value input; displayed series and growth include calculations: U.S. books-printing shipments were USD xx.xx in 2021.
   - Evidence informing the 2022 market-value input; displayed series and growth include calculations: U.S. books-printing shipments were USD xx.xx in 2022.
   - Evidence informing the 2024 market-value input; displayed series and growth include calculations: U.S. books-printing shipments were USD xx.xx in 2024. This national industrial measure is narrower than the composite global service boundary.
8. U.S. Census Bureau - Book Publishers, All Establishments: Revenue, annual table
   - Evidence informing the 2024 market-value input; displayed series and growth include calculations: The Census annual series reports USD xx.xx of U.S. book-publisher revenue for 2024. A modeled xx.xx% physical-book proportion excludes digital and other adjacent receipts.
   - Evidence informing the 2025 market-value input; displayed series and growth include calculations: The 2024 Census observation replaces an older survey-based U.S. revenue bridge in the demand pool underlying 2025.
   - Evidence informing base-year allocation inputs; displayed values and growth are calculated: The official Census revenue-series page defines the publisher-receipt measure underlying the retained U.S. input; the exact 2024 cell was not independently re-extracted. ([fred.stlouisfed.org](https://fred.stlouisfed.org/data/AIES51113RCT00US))
   - Evidence informing forecast-year allocation inputs; displayed values and growth are calculated: The official Census revenue-series page defines the publisher-receipt measure underlying the retained U.S. input; the exact 2024 cell was not independently re-extracted. ([fred.stlouisfed.org](https://fred.stlouisfed.org/data/AIES51113RCT00US))
9. Scholastic Corporation - Form 10-K for the year ended May 31, 2025
   - Evidence informing the 2024 market-value input; displayed series and growth include calculations: Scholastic's fiscal 2024 product, service, production and inventory-reserve costs were xx.xx% of revenue; postage, freight, shipping, fulfillment and other costs were xx.xx%. These broad categories constrain, but do not directly establish, eligible outsourced-service spending.
   - Evidence informing the 2025 market-value input; displayed series and growth include calculations: The corresponding fiscal 2025 proportions were xx.xx% and xx.xx%. Royalties and prepublication amortization are separately disclosed, allowing their exclusion from the service-market bridge.

10. CEWE achieves all targets in 2025 and aims to further increase revenue and earnings in 2026
    - Evidence informing the 2025 market-value input; displayed series and growth include calculations: CEWE reported xx.xx CEWE PHOTOBOOK copies in 2025 versus xx.xx in 2024, supporting a positive specialty-book volume assumption without establishing global adoption.
    - Evidence informing the 2026 market-value input; displayed series and growth include calculations: Observed 2025 photobook growth informs the specialty-demand assumption for 2026; the market value remains modeled.
    - Evidence informing the 2032 market-value input; displayed series and growth include calculations: The observed specialty-book activity is a starting condition for the forecast, not independent proof of continued growth through 2032.
    - Evidence informing the 2040 market-value input; displayed series and growth include calculations: The forecast explicitly slows specialty-demand growth after 2032; this source supplies the initial commercial observation, not the long-term growth rate.
    - Evidence informing base-year allocation inputs; displayed values and growth are calculated: Company photobook activity constrains the materiality of specialty commissions; it does not establish the modeled European specialty multiplier or continued growth through 2032. ([ir.cewe.de](https://ir.cewe.de/en/news/cewe-achieves-all-targets-in-2025-and-aims-to-further-increase-revenue-and-earnings-in/70292c17-c943-xx.xx-bd11-4323b6ce54d8))
    - Evidence informing forecast-year allocation inputs; displayed values and growth are calculated: Company photobook activity constrains the materiality of specialty commissions; it does not establish the modeled European specialty multiplier or continued growth through 2032. ([ir.cewe.de](https://ir.cewe.de/en/news/cewe-achieves-all-targets-in-2025-and-aims-to-further-increase-revenue-and-earnings-in/70292c17-c943-xx.xx-bd11-4323b6ce54d8))
11. Paperback Printing Cost - Kindle Direct Publishing
    - Evidence informing the 2025 market-value input; displayed series and growth include calculations: The inspected U.S. paperback schedule charges USD xx.xx plus USD xx.xx per page for the specified regular-trim black-ink category. It provides a contemporary commercial price comparison for the assumed USD xx.xx self-publishing production receipt, not an observed historical price or volume.
    - Evidence informing the 2026 market-value input; displayed series and growth include calculations: The schedule distinguishes printing charges from royalties and retail list prices, supporting the production-receipt boundary used in the estimate.
12. European Book Publishing Statistics 2017
    - Evidence informing the 2017 market-value input; displayed series and growth include calculations: The association's primary survey reports approximately EUR xx.xx of European net publisher revenue for 2017, constraining the pre-pandemic demand level.
13. European Book Publishing Statistics 2019
    - Evidence informing the 2018 market-value input; displayed series and growth include calculations: The association reports approximately EUR xx.xx of publisher revenue for 2018.
    - Evidence informing the 2019 market-value input; displayed series and growth include calculations: The association reports approximately EUR xx.xx for 2019 and identifies a questionnaire change that limits exact comparability with earlier observations.
14. 2021 年新闻出版产业分析报告
    - Evidence informing the 2020 market-value input; displayed series and growth include calculations: The official report's 2021 comparison identifies a substantial rebound from 2020, constraining the pandemic-recovery bridge.
    - Evidence informing the 2021 market-value input; displayed series and growth include calculations: China reported xx.xx book copies or sheets in 2021, up xx.xx%; the report also distinguishes textbook output and reprints.
15. European Book Publishing Statistics 2023
    - Evidence informing the 2022 market-value input; displayed series and growth include calculations: European net publisher revenue was approximately EUR xx.xx in 2022; the association describes paper-cost pressure and price-led growth.

16. Foreign Exchange Rates - G.5A Annual, January 5, 2026
    - Evidence informing base-year allocation inputs; displayed values and growth are calculated: Official annual-average exchange-rate methodology supports the frozen common-USD conversion convention; it does not measure service demand. ([federalreserve.gov](https://www.federalreserve.gov/releases/g5a/xx.xx/))
    - Evidence informing forecast-year allocation inputs; displayed values and growth are calculated: Official annual-average exchange-rate methodology supports the frozen common-USD conversion convention; it does not measure service demand. ([federalreserve.gov](https://www.federalreserve.gov/releases/g5a/xx.xx/))
    - Evidence informing base-year allocation inputs; displayed values and growth are calculated: The annual currency-conversion convention prevents mixing local-currency demand inputs with USD allocation weights. ([federalreserve.gov](https://www.federalreserve.gov/releases/g5a/xx.xx/))
    - Evidence informing forecast-year allocation inputs; displayed values and growth are calculated: The annual currency-conversion convention prevents mixing local-currency demand inputs with USD allocation weights. ([federalreserve.gov](https://www.federalreserve.gov/releases/g5a/xx.xx/))
17. GCC Statistical Center - Education Statistics 2024 announcement, March 23, 2026
    - Evidence informing base-year allocation inputs; displayed values and growth are calculated: Approximately xx.xx general-school pupils constrain the regional educational customer pool; national apportionment and monetization are assumed. ([gccstat.org](https://www.gccstat.org/news/xx.xx))
    - Evidence informing forecast-year allocation inputs; displayed values and growth are calculated: Approximately xx.xx general-school pupils constrain the regional educational customer pool; national apportionment and monetization are assumed. ([gccstat.org](https://www.gccstat.org/news/xx.xx))
18. South African Book Publishing Industry Survey 2023-2024
    - Evidence informing base-year allocation inputs; displayed values and growth are calculated: The transparent national publisher survey supplies a regional commercial comparator, not an observed African printing-service total. ([publishsa.co.za](https://publishsa.co.za/wp-content/uploads/2025/xx.xx/South-African-Book-Publishing-Industry-Survey-2023-2024.pdf))
    - Evidence informing forecast-year allocation inputs; displayed values and growth are calculated: The transparent national publisher survey supplies a regional commercial comparator, not an observed African printing-service total. ([publishsa.co.za](https://publishsa.co.za/wp-content/uploads/2025/xx.xx/South-African-Book-Publishing-Industry-Survey-2023-2024.pdf))
19. Ministry of Education - Press conference release, December 17, 2024
    - Evidence informing base-year allocation inputs; displayed values and growth are calculated: The announced increase in annual NCERT textbook printing from xx.xx to xx.xx supports an educational-demand mechanism, not realized supplier receipts or the modeled forecast share. ([education.gov.in](https://www.education.gov.in/sites/upload_files/mhrd/files/PIB%20releae%20of%20the%20Press%20Conference%20held%20today.pdf))
    - Evidence informing forecast-year allocation inputs; displayed values and growth are calculated: The announced increase in annual NCERT textbook printing from xx.xx to xx.xx supports an educational-demand mechanism, not realized supplier receipts or the modeled forecast share. ([education.gov.in](https://www.education.gov.in/sites/upload_files/mhrd/files/PIB%20releae%20of%20the%20Press%20Conference%20held%20today.pdf))
20. Global Connect - Ingram Content Group
    - Evidence informing base-year allocation inputs; displayed values and growth are calculated: Agreement-dependent network access does not quantify Brazilian commissions or guarantee institutional awards. ([resources.ingramcontent.com](https://resources.ingramcontent.com/publishers/global-connect))
    - Evidence informing forecast-year allocation inputs; displayed values and growth are calculated: Agreement-dependent network access does not quantify Brazilian commissions or guarantee institutional awards. ([resources.ingramcontent.com](https://resources.ingramcontent.com/publishers/global-connect))

21. Paperback and Hardcover Distribution Rights - Kindle Direct Publishing
    - Evidence informing base-year allocation inputs; displayed values and growth are calculated: The marketplace-specific physical-book distribution restriction is not evidence of zero Mexican printing and packaging demand. ([kdp.amazon.com](https://kdp.amazon.com/en_US/help/topic/G201834280))
    - Evidence informing forecast-year allocation inputs; displayed values and growth are calculated: The marketplace-specific physical-book distribution restriction is not evidence of zero Mexican printing and packaging demand. ([kdp.amazon.com](https://kdp.amazon.com/en_US/help/topic/G201834280))
22. Imago Group - Spotlight on Children's Books for National Young Readers Week
    - Evidence informing base-year allocation inputs; displayed values and growth are calculated: Cloth-book offerings support the textile-page category premise, not its modeled incidence.
    - Evidence informing forecast-year allocation inputs; displayed values and growth are calculated: Cloth-book offerings support the textile-page category premise, not its modeled incidence.
23. U.S. Consumer Product Safety Commission - Children's Books
    - Evidence informing base-year allocation inputs; displayed values and growth are calculated: The exemption boundary supports separate classification rather than assumed conventional-book treatment.
    - Evidence informing forecast-year allocation inputs; displayed values and growth are calculated: The exemption boundary supports separate classification rather than assumed conventional-book treatment.

8.8. Bath Books

Table 50. Global Book Printing & Packaging Services Market Size, by Bath Books, by Region, 2017-2040 (USD Million)

Region	2017	2024	2025	2026	2027	2032	2040	CAGR (%)
Africa	xx.xx	xx.xx	xx.xx	xx.xx	xx.xx	xx.xx	xx.xx	xx.xx
Asia-Pacific	xx.xx	xx.xx	xx.xx	xx.xx	xx.xx	xx.xx	xx.xx	xx.xx
Europe	xx.xx	xx.xx	xx.xx	xx.xx	xx.xx	xx.xx	xx.xx	xx.xx
Latin America	xx.xx	xx.xx	xx.xx	xx.xx	xx.xx	xx.xx	xx.xx	xx.xx
Middle East	xx.xx	xx.xx	xx.xx	xx.xx	xx.xx	xx.xx	xx.xx	xx.xx
North America	xx.xx	xx.xx	xx.xx	xx.xx	xx.xx	xx.xx	xx.xx	xx.xx
Total	**xx.xx**	**xx.xx**	**xx.xx**	**xx.xx**	**xx.xx**	**xx.xx**	**xx.xx**	**xx.xx**

Table 51. Global Book Printing & Packaging Services Market Size, by Bath Books, by Group, 2017-2040 (USD Million)

Group	2017	2024	2025	2026	2027	2032	2040	CAGR (%)
ASEAN	xx.xx	xx.xx	xx.xx	xx.xx	xx.xx	xx.xx	xx.xx	xx.xx
BRICS	xx.xx	xx.xx	xx.xx	xx.xx	xx.xx	xx.xx	xx.xx	xx.xx
European Union	xx.xx	xx.xx	xx.xx	xx.xx	xx.xx	xx.xx	xx.xx	xx.xx
G7	xx.xx	xx.xx	xx.xx	xx.xx	xx.xx	xx.xx	xx.xx	xx.xx
GCC	xx.xx	xx.xx	xx.xx	xx.xx	xx.xx	xx.xx	xx.xx	xx.xx
NATO	xx.xx	xx.xx	xx.xx	xx.xx	xx.xx	xx.xx	xx.xx	xx.xx

Table 52. Global Book Printing & Packaging Services Market Size, by Bath Books, by Country, 2017-2040 (USD Million)

Country	2017	2024	2025	2026	2027	2032	2040	CAGR (%)
Australia	xx.xx	xx.xx	xx.xx	xx.xx	xx.xx	xx.xx	xx.xx	xx.xx
Brazil	xx.xx	xx.xx	xx.xx	xx.xx	xx.xx	xx.xx	xx.xx	xx.xx
Canada	xx.xx	xx.xx	xx.xx	xx.xx	xx.xx	xx.xx	xx.xx	xx.xx
China	xx.xx	xx.xx	xx.xx	xx.xx	xx.xx	xx.xx	xx.xx	xx.xx
France	xx.xx	xx.xx	xx.xx	xx.xx	xx.xx	xx.xx	xx.xx	xx.xx
Germany	xx.xx	xx.xx	xx.xx	xx.xx	xx.xx	xx.xx	xx.xx	xx.xx
India	xx.xx	xx.xx	xx.xx	xx.xx	xx.xx	xx.xx	xx.xx	xx.xx
Italy	xx.xx	xx.xx	xx.xx	xx.xx	xx.xx	xx.xx	xx.xx	xx.xx
Japan	xx.xx	xx.xx	xx.xx	xx.xx	xx.xx	xx.xx	xx.xx	xx.xx
Mexico	xx.xx	xx.xx	xx.xx	xx.xx	xx.xx	xx.xx	xx.xx	xx.xx
Russia	xx.xx	xx.xx	xx.xx	xx.xx	xx.xx	xx.xx	xx.xx	xx.xx
South Korea	xx.xx	xx.xx	xx.xx	xx.xx	xx.xx	xx.xx	xx.xx	xx.xx
Spain	xx.xx	xx.xx	xx.xx	xx.xx	xx.xx	xx.xx	xx.xx	xx.xx
United Kingdom	xx.xx	xx.xx	xx.xx	xx.xx	xx.xx	xx.xx	xx.xx	xx.xx
United States	xx.xx	xx.xx	xx.xx	xx.xx	xx.xx	xx.xx	xx.xx	xx.xx
Others	xx.xx	xx.xx	xx.xx	xx.xx	xx.xx	xx.xx	xx.xx	xx.xx
Total	**xx.xx**	**xx.xx**	**xx.xx**	**xx.xx**	**xx.xx**	**xx.xx**	**xx.xx**	**xx.xx**

Sources & Evidence

1. EDItEUR - ONIX Codelists Issue 75, List 150: Product Form
   - Taxonomy evidence: BJ recognizes books printed on waterproof material. ([ns.editeur.org](https://ns.editeur.org/onix/en/xx.xx))
   - Evidence informing base-year allocation inputs; displayed values and growth are calculated: BJ identifies waterproof bath-book forms.
   - Evidence informing forecast-year allocation inputs; displayed values and growth are calculated: BJ identifies waterproof bath-book forms.
2. ONIX Codelists Issue 75 - List 150, Code BJ: Bath Book
   - Taxonomy evidence: Code BJ recognizes the waterproof bath-book form. ([ns.editeur.org](https://ns.editeur.org/onix/en/xx.xx/BJ))

3. European Book Publishing Statistics 2024

- Evidence informing the 2024 market-value input; displayed series and growth include calculations: European publishers reported approximately EUR xx.xx of net book-sales revenue in 2024. The disclosed ebook and audiobook proportions inform the modeled xx.xx% physical-book revenue proportion; publisher revenue is an input, not printing-service revenue.
- Evidence informing the 2025 market-value input; displayed series and growth include calculations: The 2024 publisher-revenue and format observations provide the European demand input carried into the 2025 estimate.
- Evidence informing base-year allocation inputs; displayed values and growth are calculated: EUR xx.xx of 2024 publisher revenue and weakening physical volumes constrain the European demand weight and forecast, not directly observed service shares.
([fep-fee.eu](https://www.fep-fee.eu/European-Book-Publishing-Statistics-2024))
- Evidence informing forecast-year allocation inputs; displayed values and growth are calculated: EUR xx.xx of 2024 publisher revenue and weakening physical volumes constrain the European demand weight and forecast, not directly observed service shares.
([fep-fee.eu](https://www.fep-fee.eu/European-Book-Publishing-Statistics-2024))

4. The Global Publishing Industry in 2022

- Evidence informing the 2024 market-value input; displayed series and growth include calculations: Table xx.xx supplies country-level publishing revenues and identifies differences between retail-value, publisher-revenue, print-only and prior-year observations. Selected non-European country observations are adjusted for physical formats and period before estimating production spending.
- Evidence informing the 2025 market-value input; displayed series and growth include calculations: The selected country observations contribute to the demand pool underlying the 2025 working estimate. Nielsen retail datasets elsewhere in the publication are not used.
- Evidence informing base-year allocation inputs; displayed values and growth are calculated: Country revenue/format proxies constrain commissioning weights. ([wipo.int](https://www.wipo.int/edocs/pubdocs/en/wipo-pub-xx.xx-2023-xx.xx-en-the-global-publishing-industry-in-2022.pdf))
- Evidence informing forecast-year allocation inputs; displayed values and growth are calculated: Country revenue/format proxies constrain commissioning weights. ([wipo.int](https://www.wipo.int/edocs/pubdocs/en/wipo-pub-xx.xx-2023-xx.xx-en-the-global-publishing-industry-in-2022.pdf))
- Evidence informing base-year allocation inputs; displayed values and growth are calculated: Revenue and registration proxies constrain allocation. ([wipo.int](https://www.wipo.int/edocs/pubdocs/en/wipo-pub-xx.xx-2023-xx.xx-en-the-global-publishing-industry-in-2022.pdf))
- Evidence informing forecast-year allocation inputs; displayed values and growth are calculated: Revenue and registration proxies constrain allocation. ([wipo.int](https://www.wipo.int/edocs/pubdocs/en/wipo-pub-xx.xx-2023-xx.xx-en-the-global-publishing-industry-in-2022.pdf))
- Evidence informing base-year allocation inputs; displayed values and growth are calculated: Revenue, format and title proxies constrain allocation. ([wipo.int](https://www.wipo.int/edocs/pubdocs/en/wipo-pub-xx.xx-2023-xx.xx-en-the-global-publishing-industry-in-2022.pdf))
- Evidence informing forecast-year allocation inputs; displayed values and growth are calculated: Revenue, format and title proxies constrain allocation. ([wipo.int](https://www.wipo.int/edocs/pubdocs/en/wipo-pub-xx.xx-2023-xx.xx-en-the-global-publishing-industry-in-2022.pdf))
- Evidence informing base-year allocation inputs; displayed values and growth are calculated: Turkish revenue constrains regional commissioning scale. ([wipo.int](https://www.wipo.int/edocs/pubdocs/en/wipo-pub-xx.xx-2023-xx.xx-en-the-global-publishing-industry-in-2022.pdf))
- Evidence informing forecast-year allocation inputs; displayed values and growth are calculated: Turkish revenue constrains regional commissioning scale. ([wipo.int](https://www.wipo.int/edocs/pubdocs/en/wipo-pub-xx.xx-2023-xx.xx-en-the-global-publishing-industry-in-2022.pdf))
- Evidence informing base-year allocation inputs; displayed values and growth are calculated: Nigerian registration activity supplies a modeled-demand input. ([wipo.int](https://www.wipo.int/edocs/pubdocs/en/wipo-pub-xx.xx-2023-xx.xx-en-the-global-publishing-industry-in-2022.pdf))
- Evidence informing forecast-year allocation inputs; displayed values and growth are calculated: Nigerian registration activity supplies a modeled-demand input. ([wipo.int](https://www.wipo.int/edocs/pubdocs/en/wipo-pub-xx.xx-2023-xx.xx-en-the-global-publishing-industry-in-2022.pdf))
- Evidence informing base-year allocation inputs; displayed values and growth are calculated: Country revenue, format and registration proxies constrain allocation. ([wipo.int](https://www.wipo.int/edocs/pubdocs/en/wipo-pub-xx.xx-2023-xx.xx-en-the-global-publishing-industry-in-2022.pdf))
- Evidence informing forecast-year allocation inputs; displayed values and growth are calculated: Country revenue, format and registration proxies constrain allocation. ([wipo.int](https://www.wipo.int/edocs/pubdocs/en/wipo-pub-xx.xx-2023-xx.xx-en-the-global-publishing-industry-in-2022.pdf))
- Evidence informing base-year allocation inputs; displayed values and growth are calculated: Children's demand anchors assumed bath-book order incidence.
- Evidence informing forecast-year allocation inputs; displayed values and growth are calculated: Children's demand anchors assumed bath-book order incidence.

5. 2024 年新闻出版统计公报

   · Evidence informing the 2024 market-value input; displayed series and growth include calculations: For 2024, the official table reports xx.xx book copies or sheets and CNY xx.xx of book-publishing revenue. These constrain the demand bridge and historical contraction, rather than directly measuring printing-service sales.

   · Evidence informing the 2025 market-value input; displayed series and growth include calculations: The 2024 book-publishing observation supplies the Chinese demand primitive for the 2025 model.

   · Evidence informing base-year allocation inputs; displayed values and growth are calculated: 2024 book-publishing revenue of CNY xx.xx supplies the physical-demand proxy; reported output contraction qualifies growth assumptions. ([nppa.gov.cn](https://www.nppa.gov.cn/xxgk/fdzdgknr/tjxx/xx.xx/P020251218382424228218.pdf))

   · Evidence informing forecast-year allocation inputs; displayed values and growth are calculated: 2024 book-publishing revenue of CNY xx.xx supplies the physical-demand proxy; reported output contraction qualifies growth assumptions. ([nppa.gov.cn](https://www.nppa.gov.cn/xxgk/fdzdgknr/tjxx/xx.xx/P020251218382424228218.pdf))

   · Evidence informing base-year allocation inputs; displayed values and growth are calculated: The Chinese book-publishing observation is a major regional demand input, distinct from all printing and packaging industry revenue. ([nppa.gov.cn](https://www.nppa.gov.cn/xxgk/fdzdgknr/tjxx/xx.xx/P020251218382424228218.pdf))

   · Evidence informing forecast-year allocation inputs; displayed values and growth are calculated: The Chinese book-publishing observation is a major regional demand input, distinct from all printing and packaging industry revenue. ([nppa.gov.cn](https://www.nppa.gov.cn/xxgk/fdzdgknr/tjxx/xx.xx/P020251218382424228218.pdf))

6. Foreign Exchange Rates - G.5A Annual, January 5, 2026

   · Evidence informing the 2024 market-value input; displayed series and growth include calculations: The official 2024 annual-average conversion inputs are USD xx.xx per EUR, CNY xx.xx per USD and CAD xx.xx per USD.

   · Evidence informing the 2025 market-value input; displayed series and growth include calculations: The exchange-rate table establishes the conversion basis of the preceding-year demand inputs used in the 2025 estimate; subsequent effective-USD price assumptions are modeled separately.

7. Book publishing industry, 2024 - Statistics Canada

   · Evidence informing the 2024 market-value input; displayed series and growth include calculations: Canadian publishers reported CAD xx.xx of print sales outside the online category and CAD xx.xx of online print sales in 2024. Their sum, rather than total operating revenue, supplies the physical-book demand input.

   · Evidence informing the 2025 market-value input; displayed series and growth include calculations: Reported cost of goods sold of CAD xx.xx, up CAD xx.xx from 2022, supplies a cost-pressure cross-check, not a directly attributable printing-services total.

   · Evidence informing base-year allocation inputs; displayed values and growth are calculated: CAD xx.xx plus CAD xx.xx of print sales supplies a physical-book commissioning proxy; digital growth constrains the forecast mix. ([www150.statcan.gc.ca](https://www150.statcan.gc.ca/n1/daily-quotidien/xx.xx/dq260205b-eng.pdf))

   · Evidence informing forecast-year allocation inputs; displayed values and growth are calculated: CAD xx.xx plus CAD xx.xx of print sales supplies a physical-book commissioning proxy; digital growth constrains the forecast mix. ([www150.statcan.gc.ca](https://www150.statcan.gc.ca/n1/daily-quotidien/xx.xx/dq260205b-eng.pdf))

   · Evidence informing base-year allocation inputs; displayed values and growth are calculated: The Canadian physical-book input contributes to the North American demand index; it is publisher revenue, not service receipts. ([www150.statcan.gc.ca](https://www150.statcan.gc.ca/n1/daily-quotidien/xx.xx/dq260205b-eng.pdf))

   · Evidence informing forecast-year allocation inputs; displayed values and growth are calculated: The Canadian physical-book input contributes to the North American demand index; it is publisher revenue, not service receipts. ([www150.statcan.gc.ca](https://www150.statcan.gc.ca/n1/daily-quotidien/xx.xx/dq260205b-eng.pdf))

8. U.S. Census Bureau - Books Printing: Shipments, annual table
   - Evidence informing the 2017 market-value input; displayed series and growth include calculations: U.S. books-printing shipments were USD xx.xx in 2017; this is a national production anchor for the historical model.
   - Evidence informing the 2018 market-value input; displayed series and growth include calculations: U.S. books-printing shipments were USD xx.xx in 2018.
   - Evidence informing the 2019 market-value input; displayed series and growth include calculations: U.S. books-printing shipments were USD xx.xx in 2019.
   - Evidence informing the 2020 market-value input; displayed series and growth include calculations: U.S. books-printing shipments were USD xx.xx in 2020.
   - Evidence informing the 2021 market-value input; displayed series and growth include calculations: U.S. books-printing shipments were USD xx.xx in 2021.
   - Evidence informing the 2022 market-value input; displayed series and growth include calculations: U.S. books-printing shipments were USD xx.xx in 2022.
   - Evidence informing the 2024 market-value input; displayed series and growth include calculations: U.S. books-printing shipments were USD xx.xx in 2024. This national industrial measure is narrower than the composite global service boundary.
9. U.S. Census Bureau - Book Publishers, All Establishments: Revenue, annual table
   - Evidence informing the 2024 market-value input; displayed series and growth include calculations: The Census annual series reports USD xx.xx of U.S. book-publisher revenue for 2024. A modeled xx.xx% physical-book proportion excludes digital and other adjacent receipts.
   - Evidence informing the 2025 market-value input; displayed series and growth include calculations: The 2024 Census observation replaces an older survey-based U.S. revenue bridge in the demand pool underlying 2025.
   - Evidence informing base-year allocation inputs; displayed values and growth are calculated: The official Census revenue-series page defines the publisher-receipt measure underlying the retained U.S. input; the exact 2024 cell was not independently re-extracted. ([fred.stlouisfed.org](https://fred.stlouisfed.org/data/AIES51113RCT00US))
   - Evidence informing forecast-year allocation inputs; displayed values and growth are calculated: The official Census revenue-series page defines the publisher-receipt measure underlying the retained U.S. input; the exact 2024 cell was not independently re-extracted. ([fred.stlouisfed.org](https://fred.stlouisfed.org/data/AIES51113RCT00US))
10. Scholastic Corporation - Form 10-K for the year ended May 31, 2025
    - Evidence informing the 2024 market-value input; displayed series and growth include calculations: Scholastic's fiscal 2024 product, service, production and inventory-reserve costs were xx.xx% of revenue; postage, freight, shipping, fulfillment and other costs were xx.xx%. These broad categories constrain, but do not directly establish, eligible outsourced-service spending.
    - Evidence informing the 2025 market-value input; displayed series and growth include calculations: The corresponding fiscal 2025 proportions were xx.xx% and xx.xx%. Royalties and prepublication amortization are separately disclosed, allowing their exclusion from the service-market bridge.

11. CEWE achieves all targets in 2025 and aims to further increase revenue and earnings in 2026
    - Evidence informing the 2025 market-value input; displayed series and growth include calculations: CEWE reported xx.xx CEWE PHOTOBOOK copies in 2025 versus xx.xx in 2024, supporting a positive specialty-book volume assumption without establishing global adoption.
    - Evidence informing the 2026 market-value input; displayed series and growth include calculations: Observed 2025 photobook growth informs the specialty-demand assumption for 2026; the market value remains modeled.
    - Evidence informing the 2032 market-value input; displayed series and growth include calculations: The observed specialty-book activity is a starting condition for the forecast, not independent proof of continued growth through 2032.
    - Evidence informing the 2040 market-value input; displayed series and growth include calculations: The forecast explicitly slows specialty-demand growth after 2032; this source supplies the initial commercial observation, not the long-term growth rate.
    - Evidence informing base-year allocation inputs; displayed values and growth are calculated: Company photobook activity constrains the materiality of specialty commissions; it does not establish the modeled European specialty multiplier or continued growth through 2032. ([ir.cewe.de](https://ir.cewe.de/en/news/cewe-achieves-all-targets-in-2025-and-aims-to-further-increase-revenue-and-earnings-in/70292c17-c943-xx.xx-bd11-4323b6ce54d8))
    - Evidence informing forecast-year allocation inputs; displayed values and growth are calculated: Company photobook activity constrains the materiality of specialty commissions; it does not establish the modeled European specialty multiplier or continued growth through 2032. ([ir.cewe.de](https://ir.cewe.de/en/news/cewe-achieves-all-targets-in-2025-and-aims-to-further-increase-revenue-and-earnings-in/70292c17-c943-xx.xx-bd11-4323b6ce54d8))
12. Paperback Printing Cost - Kindle Direct Publishing
    - Evidence informing the 2025 market-value input; displayed series and growth include calculations: The inspected U.S. paperback schedule charges USD xx.xx plus USD xx.xx per page for the specified regular-trim black-ink category. It provides a contemporary commercial price comparison for the assumed USD xx.xx self-publishing production receipt, not an observed historical price or volume.
    - Evidence informing the 2026 market-value input; displayed series and growth include calculations: The schedule distinguishes printing charges from royalties and retail list prices, supporting the production-receipt boundary used in the estimate.
13. European Book Publishing Statistics 2017
    - Evidence informing the 2017 market-value input; displayed series and growth include calculations: The association's primary survey reports approximately EUR xx.xx of European net publisher revenue for 2017, constraining the pre-pandemic demand level.
14. European Book Publishing Statistics 2019
    - Evidence informing the 2018 market-value input; displayed series and growth include calculations: The association reports approximately EUR xx.xx of publisher revenue for 2018.
    - Evidence informing the 2019 market-value input; displayed series and growth include calculations: The association reports approximately EUR xx.xx for 2019 and identifies a questionnaire change that limits exact comparability with earlier observations.
15. 2021 年新闻出版产业分析报告
    - Evidence informing the 2020 market-value input; displayed series and growth include calculations: The official report's 2021 comparison identifies a substantial rebound from 2020, constraining the pandemic-recovery bridge.
    - Evidence informing the 2021 market-value input; displayed series and growth include calculations: China reported xx.xx book copies or sheets in 2021, up xx.xx%; the report also distinguishes textbook output and reprints.
16. European Book Publishing Statistics 2023
    - Evidence informing the 2022 market-value input; displayed series and growth include calculations: European net publisher revenue was approximately EUR xx.xx in 2022; the association describes paper-cost pressure and price-led growth.

17. Foreign Exchange Rates - G.5A Annual, January 5, 2026
    - Evidence informing base-year allocation inputs; displayed values and growth are calculated: Official annual-average exchange-rate methodology supports the frozen common-USD conversion convention; it does not measure service demand. ([federalreserve.gov](https://www.federalreserve.gov/releases/g5a/xx.xx/))
    - Evidence informing forecast-year allocation inputs; displayed values and growth are calculated: Official annual-average exchange-rate methodology supports the frozen common-USD conversion convention; it does not measure service demand. ([federalreserve.gov](https://www.federalreserve.gov/releases/g5a/xx.xx/))
    - Evidence informing base-year allocation inputs; displayed values and growth are calculated: The annual currency-conversion convention prevents mixing local-currency demand inputs with USD allocation weights. ([federalreserve.gov](https://www.federalreserve.gov/releases/g5a/xx.xx/))
    - Evidence informing forecast-year allocation inputs; displayed values and growth are calculated: The annual currency-conversion convention prevents mixing local-currency demand inputs with USD allocation weights. ([federalreserve.gov](https://www.federalreserve.gov/releases/g5a/xx.xx/))
18. GCC Statistical Center - Education Statistics 2024 announcement, March 23, 2026
    - Evidence informing base-year allocation inputs; displayed values and growth are calculated: Approximately xx.xx general-school pupils constrain the regional educational customer pool; national apportionment and monetization are assumed. ([gccstat.org](https://www.gccstat.org/news/xx.xx))
    - Evidence informing forecast-year allocation inputs; displayed values and growth are calculated: Approximately xx.xx general-school pupils constrain the regional educational customer pool; national apportionment and monetization are assumed. ([gccstat.org](https://www.gccstat.org/news/xx.xx))
19. South African Book Publishing Industry Survey 2023-2024
    - Evidence informing base-year allocation inputs; displayed values and growth are calculated: The transparent national publisher survey supplies a regional commercial comparator, not an observed African printing-service total. ([publishsa.co.za](https://publishsa.co.za/wp-content/uploads/2025/xx.xx/South-African-Book-Publishing-Industry-Survey-2023-2024.pdf))
    - Evidence informing forecast-year allocation inputs; displayed values and growth are calculated: The transparent national publisher survey supplies a regional commercial comparator, not an observed African printing-service total. ([publishsa.co.za](https://publishsa.co.za/wp-content/uploads/2025/xx.xx/South-African-Book-Publishing-Industry-Survey-2023-2024.pdf))
20. Ministry of Education - Press conference release, December 17, 2024
    - Evidence informing base-year allocation inputs; displayed values and growth are calculated: The announced increase in annual NCERT textbook printing from xx.xx to xx.xx supports an educational-demand mechanism, not realized supplier receipts or the modeled forecast share. ([education.gov.in](https://www.education.gov.in/sites/upload_files/mhrd/files/PIB%20releae%20of%20the%20Press%20Conference%20held%20today.pdf))
    - Evidence informing forecast-year allocation inputs; displayed values and growth are calculated: The announced increase in annual NCERT textbook printing from xx.xx to xx.xx supports an educational-demand mechanism, not realized supplier receipts or the modeled forecast share. ([education.gov.in](https://www.education.gov.in/sites/upload_files/mhrd/files/PIB%20releae%20of%20the%20Press%20Conference%20held%20today.pdf))
21. Global Connect - Ingram Content Group
    - Evidence informing base-year allocation inputs; displayed values and growth are calculated: Agreement-dependent network access does not quantify Brazilian commissions or guarantee institutional awards. ([resources.ingramcontent.com](https://resources.ingramcontent.com/publishers/global-connect))
    - Evidence informing forecast-year allocation inputs; displayed values and growth are calculated: Agreement-dependent network access does not quantify Brazilian commissions or guarantee institutional awards. ([resources.ingramcontent.com](https://resources.ingramcontent.com/publishers/global-connect))

22. Paperback and Hardcover Distribution Rights - Kindle Direct Publishing
    - Evidence informing base-year allocation inputs; displayed values and growth are calculated: The marketplace-specific physical-book distribution restriction is not evidence of zero Mexican printing and packaging demand. ([kdp.amazon.com](https://kdp.amazon.com/en_US/help/topic/G201834280))
    - Evidence informing forecast-year allocation inputs; displayed values and growth are calculated: The marketplace-specific physical-book distribution restriction is not evidence of zero Mexican printing and packaging demand. ([kdp.amazon.com](https://kdp.amazon.com/en_US/help/topic/G201834280))
23. Imago Group - Spotlight on Children's Books for National Young Readers Week
    - Evidence informing base-year allocation inputs; displayed values and growth are calculated: Bath-book offerings support a separate commercial category; sales and service receipts are undisclosed.
    - Evidence informing forecast-year allocation inputs; displayed values and growth are calculated: Bath-book offerings support a separate commercial category; sales and service receipts are undisclosed.
24. U.S. Consumer Product Safety Commission - Children's Books
    - Evidence informing base-year allocation inputs; displayed values and growth are calculated: Compliance classification is retained as an uncertainty, not an exclusion or measured price premium.
    - Evidence informing forecast-year allocation inputs; displayed values and growth are calculated: Compliance classification is retained as an uncertainty, not an exclusion or measured price premium.

8.9. Accordion-Fold Books

Table 53. Global Book Printing & Packaging Services Market Size, by Accordion-Fold Books, by Region, 2017-2040 (USD Million)

Region	2017	2024	2025	2026	2027	2032	2040	CAGR (%)
Africa	xx.xx	xx.xx	xx.xx	xx.xx	xx.xx	xx.xx	xx.xx	xx.xx
Asia-Pacific	xx.xx	xx.xx	xx.xx	xx.xx	xx.xx	xx.xx	xx.xx	xx.xx
Europe	xx.xx	xx.xx	xx.xx	xx.xx	xx.xx	xx.xx	xx.xx	xx.xx
Latin America	xx.xx	xx.xx	xx.xx	xx.xx	xx.xx	xx.xx	xx.xx	xx.xx
Middle East	xx.xx	xx.xx	xx.xx	xx.xx	xx.xx	xx.xx	xx.xx	xx.xx
North America	xx.xx	xx.xx	xx.xx	xx.xx	xx.xx	xx.xx	xx.xx	xx.xx
Total	**xx.xx**	**xx.xx**	**xx.xx**	**xx.xx**	**xx.xx**	**xx.xx**	**xx.xx**	**xx.xx**

Table 54. Global Book Printing & Packaging Services Market Size, by Accordion-Fold Books, by Group, 2017-2040 (USD Million)

Group	2017	2024	2025	2026	2027	2032	2040	CAGR (%)
ASEAN	xx.xx	xx.xx	xx.xx	xx.xx	xx.xx	xx.xx	xx.xx	xx.xx
BRICS	xx.xx	xx.xx	xx.xx	xx.xx	xx.xx	xx.xx	xx.xx	xx.xx
European Union	xx.xx	xx.xx	xx.xx	xx.xx	xx.xx	xx.xx	xx.xx	xx.xx
G7	xx.xx	xx.xx	xx.xx	xx.xx	xx.xx	xx.xx	xx.xx	xx.xx
GCC	xx.xx	xx.xx	xx.xx	xx.xx	xx.xx	xx.xx	xx.xx	xx.xx
NATO	xx.xx	xx.xx	xx.xx	xx.xx	xx.xx	xx.xx	xx.xx	xx.xx

Table 55. Global Book Printing & Packaging Services Market Size, by Accordion-Fold Books, by Country, 2017-2040 (USD Million)

Country	2017	2024	2025	2026	2027	2032	2040	CAGR (%)
Australia	xx.xx	xx.xx	xx.xx	xx.xx	xx.xx	xx.xx	xx.xx	xx.xx
Brazil	xx.xx	xx.xx	xx.xx	xx.xx	xx.xx	xx.xx	xx.xx	xx.xx
Canada	xx.xx	xx.xx	xx.xx	xx.xx	xx.xx	xx.xx	xx.xx	xx.xx
China	xx.xx	xx.xx	xx.xx	xx.xx	xx.xx	xx.xx	xx.xx	xx.xx
France	xx.xx	xx.xx	xx.xx	xx.xx	xx.xx	xx.xx	xx.xx	xx.xx
Germany	xx.xx	xx.xx	xx.xx	xx.xx	xx.xx	xx.xx	xx.xx	xx.xx
India	xx.xx	xx.xx	xx.xx	xx.xx	xx.xx	xx.xx	xx.xx	xx.xx
Italy	xx.xx	xx.xx	xx.xx	xx.xx	xx.xx	xx.xx	xx.xx	xx.xx
Japan	xx.xx	xx.xx	xx.xx	xx.xx	xx.xx	xx.xx	xx.xx	xx.xx
Mexico	xx.xx	xx.xx	xx.xx	xx.xx	xx.xx	xx.xx	xx.xx	xx.xx
Russia	xx.xx	xx.xx	xx.xx	xx.xx	xx.xx	xx.xx	xx.xx	xx.xx
South Korea	xx.xx	xx.xx	xx.xx	xx.xx	xx.xx	xx.xx	xx.xx	xx.xx
Spain	xx.xx	xx.xx	xx.xx	xx.xx	xx.xx	xx.xx	xx.xx	xx.xx
United Kingdom	xx.xx	xx.xx	xx.xx	xx.xx	xx.xx	xx.xx	xx.xx	xx.xx
United States	xx.xx	xx.xx	xx.xx	xx.xx	xx.xx	xx.xx	xx.xx	xx.xx
Others	xx.xx	xx.xx	xx.xx	xx.xx	xx.xx	xx.xx	xx.xx	xx.xx
Total	**xx.xx**	**xx.xx**	**xx.xx**	**xx.xx**	**xx.xx**	**xx.xx**	**xx.xx**	**xx.xx**

Sources & Evidence

1. EDItEUR - ONIX Codelists Issue 75, List 150: Product Form
   - Taxonomy evidence: BO recognizes concertina-folded booklets as well as nonbook charts; only book applications are retained. ([ns.editeur.org](https://ns.editeur.org/onix/en/xx.xx))
   - Evidence informing base-year allocation inputs; displayed values and growth are calculated: BO recognizes continuous concertina-fold books; nonbook charts are excluded.
   - Evidence informing forecast-year allocation inputs; displayed values and growth are calculated: BO recognizes continuous concertina-fold books; nonbook charts are excluded.
2. ONIX Codelists Issue 73 - List 150, Code BO: Fold-Out Book or Chart
   - Taxonomy evidence: Code BO recognizes continuous concertina-fold book construction; the market mapping excludes its nonbook chart uses. ([ns.editeur.org](https://ns.editeur.org/onix/en/xx.xx/BO))

3. European Book Publishing Statistics 2024

- Evidence informing the 2024 market-value input; displayed series and growth include calculations: European publishers reported approximately EUR xx.xx of net book-sales revenue in 2024. The disclosed ebook and audiobook proportions inform the modeled xx.xx% physical-book revenue proportion; publisher revenue is an input, not printing-service revenue.
- Evidence informing the 2025 market-value input; displayed series and growth include calculations: The 2024 publisher-revenue and format observations provide the European demand input carried into the 2025 estimate.
- Evidence informing base-year allocation inputs; displayed values and growth are calculated: EUR xx.xx of 2024 publisher revenue and weakening physical volumes constrain the European demand weight and forecast, not directly observed service shares.
([fep-fee.eu](https://www.fep-fee.eu/European-Book-Publishing-Statistics-2024))
- Evidence informing forecast-year allocation inputs; displayed values and growth are calculated: EUR xx.xx of 2024 publisher revenue and weakening physical volumes constrain the European demand weight and forecast, not directly observed service shares.
([fep-fee.eu](https://www.fep-fee.eu/European-Book-Publishing-Statistics-2024))

4. The Global Publishing Industry in 2022

- Evidence informing the 2024 market-value input; displayed series and growth include calculations: Table xx.xx supplies country-level publishing revenues and identifies differences between retail-value, publisher-revenue, print-only and prior-year observations. Selected non-European country observations are adjusted for physical formats and period before estimating production spending.
- Evidence informing the 2025 market-value input; displayed series and growth include calculations: The selected country observations contribute to the demand pool underlying the 2025 working estimate. Nielsen retail datasets elsewhere in the publication are not used.
- Evidence informing base-year allocation inputs; displayed values and growth are calculated: Country revenue/format proxies constrain commissioning weights. ([wipo.int](https://www.wipo.int/edocs/pubdocs/en/wipo-pub-xx.xx-2023-xx.xx-en-the-global-publishing-industry-in-2022.pdf))
- Evidence informing forecast-year allocation inputs; displayed values and growth are calculated: Country revenue/format proxies constrain commissioning weights. ([wipo.int](https://www.wipo.int/edocs/pubdocs/en/wipo-pub-xx.xx-2023-xx.xx-en-the-global-publishing-industry-in-2022.pdf))
- Evidence informing base-year allocation inputs; displayed values and growth are calculated: Revenue and registration proxies constrain allocation. ([wipo.int](https://www.wipo.int/edocs/pubdocs/en/wipo-pub-xx.xx-2023-xx.xx-en-the-global-publishing-industry-in-2022.pdf))
- Evidence informing forecast-year allocation inputs; displayed values and growth are calculated: Revenue and registration proxies constrain allocation. ([wipo.int](https://www.wipo.int/edocs/pubdocs/en/wipo-pub-xx.xx-2023-xx.xx-en-the-global-publishing-industry-in-2022.pdf))
- Evidence informing base-year allocation inputs; displayed values and growth are calculated: Revenue, format and title proxies constrain allocation. ([wipo.int](https://www.wipo.int/edocs/pubdocs/en/wipo-pub-xx.xx-2023-xx.xx-en-the-global-publishing-industry-in-2022.pdf))
- Evidence informing forecast-year allocation inputs; displayed values and growth are calculated: Revenue, format and title proxies constrain allocation. ([wipo.int](https://www.wipo.int/edocs/pubdocs/en/wipo-pub-xx.xx-2023-xx.xx-en-the-global-publishing-industry-in-2022.pdf))
- Evidence informing base-year allocation inputs; displayed values and growth are calculated: Turkish revenue constrains regional commissioning scale. ([wipo.int](https://www.wipo.int/edocs/pubdocs/en/wipo-pub-xx.xx-2023-xx.xx-en-the-global-publishing-industry-in-2022.pdf))
- Evidence informing forecast-year allocation inputs; displayed values and growth are calculated: Turkish revenue constrains regional commissioning scale. ([wipo.int](https://www.wipo.int/edocs/pubdocs/en/wipo-pub-xx.xx-2023-xx.xx-en-the-global-publishing-industry-in-2022.pdf))
- Evidence informing base-year allocation inputs; displayed values and growth are calculated: Nigerian registration activity supplies a modeled-demand input. ([wipo.int](https://www.wipo.int/edocs/pubdocs/en/wipo-pub-xx.xx-2023-xx.xx-en-the-global-publishing-industry-in-2022.pdf))
- Evidence informing forecast-year allocation inputs; displayed values and growth are calculated: Nigerian registration activity supplies a modeled-demand input. ([wipo.int](https://www.wipo.int/edocs/pubdocs/en/wipo-pub-xx.xx-2023-xx.xx-en-the-global-publishing-industry-in-2022.pdf))
- Evidence informing base-year allocation inputs; displayed values and growth are calculated: Country revenue, format and registration proxies constrain allocation. ([wipo.int](https://www.wipo.int/edocs/pubdocs/en/wipo-pub-xx.xx-2023-xx.xx-en-the-global-publishing-industry-in-2022.pdf))
- Evidence informing forecast-year allocation inputs; displayed values and growth are calculated: Country revenue, format and registration proxies constrain allocation. ([wipo.int](https://www.wipo.int/edocs/pubdocs/en/wipo-pub-xx.xx-2023-xx.xx-en-the-global-publishing-industry-in-2022.pdf))
- Evidence informing base-year allocation inputs; displayed values and growth are calculated: Children's demand anchors the accordion working estimate, not observed accordion orders.
- Evidence informing forecast-year allocation inputs; displayed values and growth are calculated: Children's demand anchors the accordion working estimate, not observed accordion orders.

5. 2024 年新闻出版统计公报

   · Evidence informing the 2024 market-value input; displayed series and growth include calculations: For 2024, the official table reports xx.xx book copies or sheets and CNY xx.xx of book-publishing revenue. These constrain the demand bridge and historical contraction, rather than directly measuring printing-service sales.

   · Evidence informing the 2025 market-value input; displayed series and growth include calculations: The 2024 book-publishing observation supplies the Chinese demand primitive for the 2025 model.

   · Evidence informing base-year allocation inputs; displayed values and growth are calculated: 2024 book-publishing revenue of CNY xx.xx supplies the physical-demand proxy; reported output contraction qualifies growth assumptions. ([nppa.gov.cn](https://www.nppa.gov.cn/xxgk/fdzdgknr/tjxx/xx.xx/P020251218382424228218.pdf))

   · Evidence informing forecast-year allocation inputs; displayed values and growth are calculated: 2024 book-publishing revenue of CNY xx.xx supplies the physical-demand proxy; reported output contraction qualifies growth assumptions. ([nppa.gov.cn](https://www.nppa.gov.cn/xxgk/fdzdgknr/tjxx/xx.xx/P020251218382424228218.pdf))

   · Evidence informing base-year allocation inputs; displayed values and growth are calculated: The Chinese book-publishing observation is a major regional demand input, distinct from all printing and packaging industry revenue. ([nppa.gov.cn](https://www.nppa.gov.cn/xxgk/fdzdgknr/tjxx/xx.xx/P020251218382424228218.pdf))

   · Evidence informing forecast-year allocation inputs; displayed values and growth are calculated: The Chinese book-publishing observation is a major regional demand input, distinct from all printing and packaging industry revenue. ([nppa.gov.cn](https://www.nppa.gov.cn/xxgk/fdzdgknr/tjxx/xx.xx/P020251218382424228218.pdf))

6. Foreign Exchange Rates - G.5A Annual, January 5, 2026

   · Evidence informing the 2024 market-value input; displayed series and growth include calculations: The official 2024 annual-average conversion inputs are USD xx.xx per EUR, CNY xx.xx per USD and CAD xx.xx per USD.

   · Evidence informing the 2025 market-value input; displayed series and growth include calculations: The exchange-rate table establishes the conversion basis of the preceding-year demand inputs used in the 2025 estimate; subsequent effective-USD price assumptions are modeled separately.

7. Book publishing industry, 2024 - Statistics Canada

   · Evidence informing the 2024 market-value input; displayed series and growth include calculations: Canadian publishers reported CAD xx.xx of print sales outside the online category and CAD xx.xx of online print sales in 2024. Their sum, rather than total operating revenue, supplies the physical-book demand input.

   · Evidence informing the 2025 market-value input; displayed series and growth include calculations: Reported cost of goods sold of CAD xx.xx, up CAD xx.xx from 2022, supplies a cost-pressure cross-check, not a directly attributable printing-services total.

   · Evidence informing base-year allocation inputs; displayed values and growth are calculated: CAD xx.xx plus CAD xx.xx of print sales supplies a physical-book commissioning proxy; digital growth constrains the forecast mix. ([www150.statcan.gc.ca](https://www150.statcan.gc.ca/n1/daily-quotidien/xx.xx/dq260205b-eng.pdf))

   · Evidence informing forecast-year allocation inputs; displayed values and growth are calculated: CAD xx.xx plus CAD xx.xx of print sales supplies a physical-book commissioning proxy; digital growth constrains the forecast mix. ([www150.statcan.gc.ca](https://www150.statcan.gc.ca/n1/daily-quotidien/xx.xx/dq260205b-eng.pdf))

   · Evidence informing base-year allocation inputs; displayed values and growth are calculated: The Canadian physical-book input contributes to the North American demand index; it is publisher revenue, not service receipts. ([www150.statcan.gc.ca](https://www150.statcan.gc.ca/n1/daily-quotidien/xx.xx/dq260205b-eng.pdf))

   · Evidence informing forecast-year allocation inputs; displayed values and growth are calculated: The Canadian physical-book input contributes to the North American demand index; it is publisher revenue, not service receipts. ([www150.statcan.gc.ca](https://www150.statcan.gc.ca/n1/daily-quotidien/xx.xx/dq260205b-eng.pdf))

8. U.S. Census Bureau - Books Printing: Shipments, annual table
   - Evidence informing the 2017 market-value input; displayed series and growth include calculations: U.S. books-printing shipments were USD xx.xx in 2017; this is a national production anchor for the historical model.
   - Evidence informing the 2018 market-value input; displayed series and growth include calculations: U.S. books-printing shipments were USD xx.xx in 2018.
   - Evidence informing the 2019 market-value input; displayed series and growth include calculations: U.S. books-printing shipments were USD xx.xx in 2019.
   - Evidence informing the 2020 market-value input; displayed series and growth include calculations: U.S. books-printing shipments were USD xx.xx in 2020.
   - Evidence informing the 2021 market-value input; displayed series and growth include calculations: U.S. books-printing shipments were USD xx.xx in 2021.
   - Evidence informing the 2022 market-value input; displayed series and growth include calculations: U.S. books-printing shipments were USD xx.xx in 2022.
   - Evidence informing the 2024 market-value input; displayed series and growth include calculations: U.S. books-printing shipments were USD xx.xx in 2024. This national industrial measure is narrower than the composite global service boundary.
9. U.S. Census Bureau - Book Publishers, All Establishments: Revenue, annual table
   - Evidence informing the 2024 market-value input; displayed series and growth include calculations: The Census annual series reports USD xx.xx of U.S. book-publisher revenue for 2024. A modeled xx.xx% physical-book proportion excludes digital and other adjacent receipts.
   - Evidence informing the 2025 market-value input; displayed series and growth include calculations: The 2024 Census observation replaces an older survey-based U.S. revenue bridge in the demand pool underlying 2025.
   - Evidence informing base-year allocation inputs; displayed values and growth are calculated: The official Census revenue-series page defines the publisher-receipt measure underlying the retained U.S. input; the exact 2024 cell was not independently re-extracted. ([fred.stlouisfed.org](https://fred.stlouisfed.org/data/AIES51113RCT00US))
   - Evidence informing forecast-year allocation inputs; displayed values and growth are calculated: The official Census revenue-series page defines the publisher-receipt measure underlying the retained U.S. input; the exact 2024 cell was not independently re-extracted. ([fred.stlouisfed.org](https://fred.stlouisfed.org/data/AIES51113RCT00US))
10. Scholastic Corporation - Form 10-K for the year ended May 31, 2025
    - Evidence informing the 2024 market-value input; displayed series and growth include calculations: Scholastic's fiscal 2024 product, service, production and inventory-reserve costs were xx.xx% of revenue; postage, freight, shipping, fulfillment and other costs were xx.xx%. These broad categories constrain, but do not directly establish, eligible outsourced-service spending.
    - Evidence informing the 2025 market-value input; displayed series and growth include calculations: The corresponding fiscal 2025 proportions were xx.xx% and xx.xx%. Royalties and prepublication amortization are separately disclosed, allowing their exclusion from the service-market bridge.

11. CEWE achieves all targets in 2025 and aims to further increase revenue and earnings in 2026

- Evidence informing the 2025 market-value input; displayed series and growth include calculations: CEWE reported xx.xx CEWE PHOTOBOOK copies in 2025 versus xx.xx in 2024, supporting a positive specialty-book volume assumption without establishing global adoption.
- Evidence informing the 2026 market-value input; displayed series and growth include calculations: Observed 2025 photobook growth informs the specialty-demand assumption for 2026; the market value remains modeled.
- Evidence informing the 2032 market-value input; displayed series and growth include calculations: The observed specialty-book activity is a starting condition for the forecast, not independent proof of continued growth through 2032.
- Evidence informing the 2040 market-value input; displayed series and growth include calculations: The forecast explicitly slows specialty-demand growth after 2032; this source supplies the initial commercial observation, not the long-term growth rate.
- Evidence informing base-year allocation inputs; displayed values and growth are calculated: Company photobook activity constrains the materiality of specialty commissions; it does not establish the modeled European specialty multiplier or continued growth through 2032. ([ir.cewe.de](https://ir.cewe.de/en/news/cewe-achieves-all-targets-in-2025-and-aims-to-further-increase-revenue-and-earnings-in/70292c17-c943-xx.xx-bd11-4323b6ce54d8))
- Evidence informing forecast-year allocation inputs; displayed values and growth are calculated: Company photobook activity constrains the materiality of specialty commissions; it does not establish the modeled European specialty multiplier or continued growth through 2032. ([ir.cewe.de](https://ir.cewe.de/en/news/cewe-achieves-all-targets-in-2025-and-aims-to-further-increase-revenue-and-earnings-in/70292c17-c943-xx.xx-bd11-4323b6ce54d8))

12. Paperback Printing Cost - Kindle Direct Publishing

- Evidence informing the 2025 market-value input; displayed series and growth include calculations: The inspected U.S. paperback schedule charges USD xx.xx plus USD xx.xx per page for the specified regular-trim black-ink category. It provides a contemporary commercial price comparison for the assumed USD xx.xx self-publishing production receipt, not an observed historical price or volume.
- Evidence informing the 2026 market-value input; displayed series and growth include calculations: The schedule distinguishes printing charges from royalties and retail list prices, supporting the production-receipt boundary used in the estimate.

13. European Book Publishing Statistics 2017

- Evidence informing the 2017 market-value input; displayed series and growth include calculations: The association's primary survey reports approximately EUR xx.xx of European net publisher revenue for 2017, constraining the pre-pandemic demand level.

14. European Book Publishing Statistics 2019

- Evidence informing the 2018 market-value input; displayed series and growth include calculations: The association reports approximately EUR xx.xx of publisher revenue for 2018.
- Evidence informing the 2019 market-value input; displayed series and growth include calculations: The association reports approximately EUR xx.xx for 2019 and identifies a questionnaire change that limits exact comparability with earlier observations.

15. 2021 年新闻出版产业分析报告

- Evidence informing the 2020 market-value input; displayed series and growth include calculations: The official report's 2021 comparison identifies a substantial rebound from 2020, constraining the pandemic-recovery bridge.
- Evidence informing the 2021 market-value input; displayed series and growth include calculations: China reported xx.xx book copies or sheets in 2021, up xx.xx%; the report also distinguishes textbook output and reprints.

16. European Book Publishing Statistics 2023

- Evidence informing the 2022 market-value input; displayed series and growth include calculations: European net publisher revenue was approximately EUR xx.xx in 2022; the association describes paper-cost pressure and price-led growth.

17. Foreign Exchange Rates - G.5A Annual, January 5, 2026
    - Evidence informing base-year allocation inputs; displayed values and growth are calculated: Official annual-average exchange-rate methodology supports the frozen common-USD conversion convention; it does not measure service demand. ([federalreserve.gov](https://www.federalreserve.gov/releases/g5a/xx.xx/))
    - Evidence informing forecast-year allocation inputs; displayed values and growth are calculated: Official annual-average exchange-rate methodology supports the frozen common-USD conversion convention; it does not measure service demand. ([federalreserve.gov](https://www.federalreserve.gov/releases/g5a/xx.xx/))
    - Evidence informing base-year allocation inputs; displayed values and growth are calculated: The annual currency-conversion convention prevents mixing local-currency demand inputs with USD allocation weights. ([federalreserve.gov](https://www.federalreserve.gov/releases/g5a/xx.xx/))
    - Evidence informing forecast-year allocation inputs; displayed values and growth are calculated: The annual currency-conversion convention prevents mixing local-currency demand inputs with USD allocation weights. ([federalreserve.gov](https://www.federalreserve.gov/releases/g5a/xx.xx/))
18. GCC Statistical Center - Education Statistics 2024 announcement, March 23, 2026
    - Evidence informing base-year allocation inputs; displayed values and growth are calculated: Approximately xx.xx general-school pupils constrain the regional educational customer pool; national apportionment and monetization are assumed. ([gccstat.org](https://www.gccstat.org/news/xx.xx))
    - Evidence informing forecast-year allocation inputs; displayed values and growth are calculated: Approximately xx.xx general-school pupils constrain the regional educational customer pool; national apportionment and monetization are assumed. ([gccstat.org](https://www.gccstat.org/news/xx.xx))
19. South African Book Publishing Industry Survey 2023-2024
    - Evidence informing base-year allocation inputs; displayed values and growth are calculated: The transparent national publisher survey supplies a regional commercial comparator, not an observed African printing-service total. ([publishsa.co.za](https://publishsa.co.za/wp-content/uploads/2025/xx.xx/South-African-Book-Publishing-Industry-Survey-2023-2024.pdf))
    - Evidence informing forecast-year allocation inputs; displayed values and growth are calculated: The transparent national publisher survey supplies a regional commercial comparator, not an observed African printing-service total. ([publishsa.co.za](https://publishsa.co.za/wp-content/uploads/2025/xx.xx/South-African-Book-Publishing-Industry-Survey-2023-2024.pdf))
20. Ministry of Education - Press conference release, December 17, 2024
    - Evidence informing base-year allocation inputs; displayed values and growth are calculated: The announced increase in annual NCERT textbook printing from xx.xx to xx.xx supports an educational-demand mechanism, not realized supplier receipts or the modeled forecast share. ([education.gov.in](https://www.education.gov.in/sites/upload_files/mhrd/files/PIB%20releae%20of%20the%20Press%20Conference%20held%20today.pdf))
    - Evidence informing forecast-year allocation inputs; displayed values and growth are calculated: The announced increase in annual NCERT textbook printing from xx.xx to xx.xx supports an educational-demand mechanism, not realized supplier receipts or the modeled forecast share. ([education.gov.in](https://www.education.gov.in/sites/upload_files/mhrd/files/PIB%20releae%20of%20the%20Press%20Conference%20held%20today.pdf))
21. Global Connect - Ingram Content Group
    - Evidence informing base-year allocation inputs; displayed values and growth are calculated: Agreement-dependent network access does not quantify Brazilian commissions or guarantee institutional awards. ([resources.ingramcontent.com](https://resources.ingramcontent.com/publishers/global-connect))
    - Evidence informing forecast-year allocation inputs; displayed values and growth are calculated: Agreement-dependent network access does not quantify Brazilian commissions or guarantee institutional awards. ([resources.ingramcontent.com](https://resources.ingramcontent.com/publishers/global-connect))

22. Paperback and Hardcover Distribution Rights - Kindle Direct Publishing
    - Evidence informing base-year allocation inputs; displayed values and growth are calculated: The marketplace-specific physical-book distribution restriction is not evidence of zero Mexican printing and packaging demand. ([kdp.amazon.com](https://kdp.amazon.com/en_US/help/topic/G201834280))
    - Evidence informing forecast-year allocation inputs; displayed values and growth are calculated: The marketplace-specific physical-book distribution restriction is not evidence of zero Mexican printing and packaging demand. ([kdp.amazon.com](https://kdp.amazon.com/en_US/help/topic/G201834280))

8.10. Slide-Bound Books

Table 56. Global Book Printing & Packaging Services Market Size, by Slide-Bound Books, by Region, 2017-2040 (USD Million)

Region	2017	2024	2025	2026	2027	2032	2040	CAGR (%)
Africa	xx.xx	xx.xx	xx.xx	xx.xx	xx.xx	xx.xx	xx.xx	xx.xx
Asia-Pacific	xx.xx	xx.xx	xx.xx	xx.xx	xx.xx	xx.xx	xx.xx	xx.xx
Europe	xx.xx	xx.xx	xx.xx	xx.xx	xx.xx	xx.xx	xx.xx	xx.xx
Latin America	xx.xx	xx.xx	xx.xx	xx.xx	xx.xx	xx.xx	xx.xx	xx.xx
Middle East	xx.xx	xx.xx	xx.xx	xx.xx	xx.xx	xx.xx	xx.xx	xx.xx
North America	xx.xx	xx.xx	xx.xx	xx.xx	xx.xx	xx.xx	xx.xx	xx.xx
Total	**xx.xx**	**xx.xx**	**xx.xx**	**xx.xx**	**xx.xx**	**xx.xx**	**xx.xx**	**xx.xx**

Table 57. Global Book Printing & Packaging Services Market Size, by Slide-Bound Books, by Group, 2017-2040 (USD Million)

Group	2017	2024	2025	2026	2027	2032	2040	CAGR (%)
ASEAN	xx.xx	xx.xx	xx.xx	xx.xx	xx.xx	xx.xx	xx.xx	xx.xx
BRICS	xx.xx	xx.xx	xx.xx	xx.xx	xx.xx	xx.xx	xx.xx	xx.xx
European Union	xx.xx	xx.xx	xx.xx	xx.xx	xx.xx	xx.xx	xx.xx	xx.xx
G7	xx.xx	xx.xx	xx.xx	xx.xx	xx.xx	xx.xx	xx.xx	xx.xx
GCC	xx.xx	xx.xx	xx.xx	xx.xx	xx.xx	xx.xx	xx.xx	xx.xx
NATO	xx.xx	xx.xx	xx.xx	xx.xx	xx.xx	xx.xx	xx.xx	xx.xx

Table 58. Global Book Printing & Packaging Services Market Size, by Slide-Bound Books, by Country, 2017-2040 (USD Million)

Country	2017	2024	2025	2026	2027	2032	2040	CAGR (%)
Australia	xx.xx	xx.xx	xx.xx	xx.xx	xx.xx	xx.xx	xx.xx	xx.xx
Brazil	xx.xx	xx.xx	xx.xx	xx.xx	xx.xx	xx.xx	xx.xx	xx.xx
Canada	xx.xx	xx.xx	xx.xx	xx.xx	xx.xx	xx.xx	xx.xx	xx.xx
China	xx.xx	xx.xx	xx.xx	xx.xx	xx.xx	xx.xx	xx.xx	xx.xx
France	xx.xx	xx.xx	xx.xx	xx.xx	xx.xx	xx.xx	xx.xx	xx.xx
Germany	xx.xx	xx.xx	xx.xx	xx.xx	xx.xx	xx.xx	xx.xx	xx.xx
India	xx.xx	xx.xx	xx.xx	xx.xx	xx.xx	xx.xx	xx.xx	xx.xx
Italy	xx.xx	xx.xx	xx.xx	xx.xx	xx.xx	xx.xx	xx.xx	xx.xx
Japan	xx.xx	xx.xx	xx.xx	xx.xx	xx.xx	xx.xx	xx.xx	xx.xx
Mexico	xx.xx	xx.xx	xx.xx	xx.xx	xx.xx	xx.xx	xx.xx	xx.xx
Russia	xx.xx	xx.xx	xx.xx	xx.xx	xx.xx	xx.xx	xx.xx	xx.xx
South Korea	xx.xx	xx.xx	xx.xx	xx.xx	xx.xx	xx.xx	xx.xx	xx.xx
Spain	xx.xx	xx.xx	xx.xx	xx.xx	xx.xx	xx.xx	xx.xx	xx.xx
United Kingdom	xx.xx	xx.xx	xx.xx	xx.xx	xx.xx	xx.xx	xx.xx	xx.xx
United States	xx.xx	xx.xx	xx.xx	xx.xx	xx.xx	xx.xx	xx.xx	xx.xx
Others	xx.xx	xx.xx	xx.xx	xx.xx	xx.xx	xx.xx	xx.xx	xx.xx
Total	**xx.xx**	**xx.xx**	**xx.xx**	**xx.xx**	**xx.xx**	**xx.xx**	**xx.xx**	**xx.xx**

Sources & Evidence

1. EDItEUR - ONIX Codelists Issue 75, List 150: Product Form
   - Taxonomy evidence: BL recognizes slide-bound books. ([ns.editeur.org](https://ns.editeur.org/onix/en/xx.xx))
   - Evidence informing base-year allocation inputs; displayed values and growth are calculated: BL recognizes slide-bound books without measuring current sales.
   - Evidence informing forecast-year allocation inputs; displayed values and growth are calculated: BL recognizes slide-bound books without measuring current sales.
2. ONIX Codelists Issue 72 - List 150, Code BL: Slide Bound
   - Taxonomy evidence: Code BL explicitly recognizes slide-bound books as a physical form. ([ns.editeur.org](https://ns.editeur.org/onix/en/xx.xx/BL))

3. European Book Publishing Statistics 2024

- Evidence informing the 2024 market-value input; displayed series and growth include calculations: European publishers reported approximately EUR xx.xx of net book-sales revenue in 2024. The disclosed ebook and audiobook proportions inform the modeled xx.xx% physical-book revenue proportion; publisher revenue is an input, not printing-service revenue.
- Evidence informing the 2025 market-value input; displayed series and growth include calculations: The 2024 publisher-revenue and format observations provide the European demand input carried into the 2025 estimate.
- Evidence informing base-year allocation inputs; displayed values and growth are calculated: EUR xx.xx of 2024 publisher revenue and weakening physical volumes constrain the European demand weight and forecast, not directly observed service shares.
([fep-fee.eu](https://www.fep-fee.eu/European-Book-Publishing-Statistics-2024))
- Evidence informing forecast-year allocation inputs; displayed values and growth are calculated: EUR xx.xx of 2024 publisher revenue and weakening physical volumes constrain the European demand weight and forecast, not directly observed service shares.
([fep-fee.eu](https://www.fep-fee.eu/European-Book-Publishing-Statistics-2024))

4. The Global Publishing Industry in 2022

- Evidence informing the 2024 market-value input; displayed series and growth include calculations: Table xx.xx supplies country-level publishing revenues and identifies differences between retail-value, publisher-revenue, print-only and prior-year observations. Selected non-European country observations are adjusted for physical formats and period before estimating production spending.
- Evidence informing the 2025 market-value input; displayed series and growth include calculations: The selected country observations contribute to the demand pool underlying the 2025 working estimate. Nielsen retail datasets elsewhere in the publication are not used.
- Evidence informing base-year allocation inputs; displayed values and growth are calculated: Country revenue/format proxies constrain commissioning weights. ([wipo.int](https://www.wipo.int/edocs/pubdocs/en/wipo-pub-xx.xx-2023-xx.xx-en-the-global-publishing-industry-in-2022.pdf))
- Evidence informing forecast-year allocation inputs; displayed values and growth are calculated: Country revenue/format proxies constrain commissioning weights. ([wipo.int](https://www.wipo.int/edocs/pubdocs/en/wipo-pub-xx.xx-2023-xx.xx-en-the-global-publishing-industry-in-2022.pdf))
- Evidence informing base-year allocation inputs; displayed values and growth are calculated: Revenue and registration proxies constrain allocation. ([wipo.int](https://www.wipo.int/edocs/pubdocs/en/wipo-pub-xx.xx-2023-xx.xx-en-the-global-publishing-industry-in-2022.pdf))
- Evidence informing forecast-year allocation inputs; displayed values and growth are calculated: Revenue and registration proxies constrain allocation. ([wipo.int](https://www.wipo.int/edocs/pubdocs/en/wipo-pub-xx.xx-2023-xx.xx-en-the-global-publishing-industry-in-2022.pdf))
- Evidence informing base-year allocation inputs; displayed values and growth are calculated: Revenue, format and title proxies constrain allocation. ([wipo.int](https://www.wipo.int/edocs/pubdocs/en/wipo-pub-xx.xx-2023-xx.xx-en-the-global-publishing-industry-in-2022.pdf))
- Evidence informing forecast-year allocation inputs; displayed values and growth are calculated: Revenue, format and title proxies constrain allocation. ([wipo.int](https://www.wipo.int/edocs/pubdocs/en/wipo-pub-xx.xx-2023-xx.xx-en-the-global-publishing-industry-in-2022.pdf))
- Evidence informing base-year allocation inputs; displayed values and growth are calculated: Turkish revenue constrains regional commissioning scale. ([wipo.int](https://www.wipo.int/edocs/pubdocs/en/wipo-pub-xx.xx-2023-xx.xx-en-the-global-publishing-industry-in-2022.pdf))
- Evidence informing forecast-year allocation inputs; displayed values and growth are calculated: Turkish revenue constrains regional commissioning scale. ([wipo.int](https://www.wipo.int/edocs/pubdocs/en/wipo-pub-xx.xx-2023-xx.xx-en-the-global-publishing-industry-in-2022.pdf))
- Evidence informing base-year allocation inputs; displayed values and growth are calculated: Nigerian registration activity supplies a modeled-demand input. ([wipo.int](https://www.wipo.int/edocs/pubdocs/en/wipo-pub-xx.xx-2023-xx.xx-en-the-global-publishing-industry-in-2022.pdf))
- Evidence informing forecast-year allocation inputs; displayed values and growth are calculated: Nigerian registration activity supplies a modeled-demand input. ([wipo.int](https://www.wipo.int/edocs/pubdocs/en/wipo-pub-xx.xx-2023-xx.xx-en-the-global-publishing-industry-in-2022.pdf))
- Evidence informing base-year allocation inputs; displayed values and growth are calculated: Country revenue, format and registration proxies constrain allocation. ([wipo.int](https://www.wipo.int/edocs/pubdocs/en/wipo-pub-xx.xx-2023-xx.xx-en-the-global-publishing-industry-in-2022.pdf))
- Evidence informing forecast-year allocation inputs; displayed values and growth are calculated: Country revenue, format and registration proxies constrain allocation. ([wipo.int](https://www.wipo.int/edocs/pubdocs/en/wipo-pub-xx.xx-2023-xx.xx-en-the-global-publishing-industry-in-2022.pdf))
- Evidence informing base-year allocation inputs; displayed values and growth are calculated: The commissioning-pool anchor supports an explicit sparse-format incidence model.
- Evidence informing forecast-year allocation inputs; displayed values and growth are calculated: The commissioning-pool anchor supports an explicit sparse-format incidence model.

5. 2024 年新闻出版统计公报

- Evidence informing the 2024 market-value input; displayed series and growth include calculations: For 2024, the official table reports xx.xx book copies or sheets and CNY xx.xx of book-publishing revenue. These constrain the demand bridge and historical contraction, rather than directly measuring printing-service sales.
- Evidence informing the 2025 market-value input; displayed series and growth include calculations: The 2024 book-publishing observation supplies the Chinese demand primitive for the 2025 model.
- Evidence informing base-year allocation inputs; displayed values and growth are calculated: 2024 book-publishing revenue of CNY xx.xx supplies the physical-demand proxy; reported output contraction qualifies growth assumptions. ([nppa.gov.cn](https://www.nppa.gov.cn/xxgk/fdzdgknr/tjxx/xx.xx/P020251218382424228218.pdf))
- Evidence informing forecast-year allocation inputs; displayed values and growth are calculated: 2024 book-publishing revenue of CNY xx.xx supplies the physical-demand proxy; reported output contraction qualifies growth assumptions. ([nppa.gov.cn](https://www.nppa.gov.cn/xxgk/fdzdgknr/tjxx/xx.xx/P020251218382424228218.pdf))
- Evidence informing base-year allocation inputs; displayed values and growth are calculated: The Chinese book-publishing observation is a major regional demand input, distinct from all printing and packaging industry revenue. ([nppa.gov.cn](https://www.nppa.gov.cn/xxgk/fdzdgknr/tjxx/xx.xx/P020251218382424228218.pdf))
- Evidence informing forecast-year allocation inputs; displayed values and growth are calculated: The Chinese book-publishing observation is a major regional demand input, distinct from all printing and packaging industry revenue. ([nppa.gov.cn](https://www.nppa.gov.cn/xxgk/fdzdgknr/tjxx/xx.xx/P020251218382424228218.pdf))

6. Foreign Exchange Rates - G.5A Annual, January 5, 2026

- Evidence informing the 2024 market-value input; displayed series and growth include calculations: The official 2024 annual-average conversion inputs are USD xx.xx per EUR, CNY xx.xx per USD and CAD xx.xx per USD.
- Evidence informing the 2025 market-value input; displayed series and growth include calculations: The exchange-rate table establishes the conversion basis of the preceding-year demand inputs used in the 2025 estimate; subsequent effective-USD price assumptions are modeled separately.

7. Book publishing industry, 2024 - Statistics Canada

- Evidence informing the 2024 market-value input; displayed series and growth include calculations: Canadian publishers reported CAD xx.xx of print sales outside the online category and CAD xx.xx of online print sales in 2024. Their sum, rather than total operating revenue, supplies the physical-book demand input.
- Evidence informing the 2025 market-value input; displayed series and growth include calculations: Reported cost of goods sold of CAD xx.xx, up CAD xx.xx from 2022, supplies a cost-pressure cross-check, not a directly attributable printing-services total.
- Evidence informing base-year allocation inputs; displayed values and growth are calculated: CAD xx.xx plus CAD xx.xx of print sales supplies a physical-book commissioning proxy; digital growth constrains the forecast mix. ([www150.statcan.gc.ca](https://www150.statcan.gc.ca/n1/daily-quotidien/xx.xx/dq260205b-eng.pdf))
- Evidence informing forecast-year allocation inputs; displayed values and growth are calculated: CAD xx.xx plus CAD xx.xx of print sales supplies a physical-book commissioning proxy; digital growth constrains the forecast mix. ([www150.statcan.gc.ca](https://www150.statcan.gc.ca/n1/daily-quotidien/xx.xx/dq260205b-eng.pdf))
- Evidence informing base-year allocation inputs; displayed values and growth are calculated: The Canadian physical-book input contributes to the North American demand index; it is publisher revenue, not service receipts. ([www150.statcan.gc.ca](https://www150.statcan.gc.ca/n1/daily-quotidien/xx.xx/dq260205b-eng.pdf))
- Evidence informing forecast-year allocation inputs; displayed values and growth are calculated: The Canadian physical-book input contributes to the North American demand index; it is publisher revenue, not service receipts. ([www150.statcan.gc.ca](https://www150.statcan.gc.ca/n1/daily-quotidien/xx.xx/dq260205b-eng.pdf))

8. U.S. Census Bureau - Books Printing: Shipments, annual table
   - Evidence informing the 2017 market-value input; displayed series and growth include calculations: U.S. books-printing shipments were USD xx.xx in 2017; this is a national production anchor for the historical model.
   - Evidence informing the 2018 market-value input; displayed series and growth include calculations: U.S. books-printing shipments were USD xx.xx in 2018.
   - Evidence informing the 2019 market-value input; displayed series and growth include calculations: U.S. books-printing shipments were USD xx.xx in 2019.
   - Evidence informing the 2020 market-value input; displayed series and growth include calculations: U.S. books-printing shipments were USD xx.xx in 2020.
   - Evidence informing the 2021 market-value input; displayed series and growth include calculations: U.S. books-printing shipments were USD xx.xx in 2021.
   - Evidence informing the 2022 market-value input; displayed series and growth include calculations: U.S. books-printing shipments were USD xx.xx in 2022.
   - Evidence informing the 2024 market-value input; displayed series and growth include calculations: U.S. books-printing shipments were USD xx.xx in 2024. This national industrial measure is narrower than the composite global service boundary.
9. U.S. Census Bureau - Book Publishers, All Establishments: Revenue, annual table
   - Evidence informing the 2024 market-value input; displayed series and growth include calculations: The Census annual series reports USD xx.xx of U.S. book-publisher revenue for 2024. A modeled xx.xx% physical-book proportion excludes digital and other adjacent receipts.
   - Evidence informing the 2025 market-value input; displayed series and growth include calculations: The 2024 Census observation replaces an older survey-based U.S. revenue bridge in the demand pool underlying 2025.
   - Evidence informing base-year allocation inputs; displayed values and growth are calculated: The official Census revenue-series page defines the publisher-receipt measure underlying the retained U.S. input; the exact 2024 cell was not independently re-extracted. ([fred.stlouisfed.org](https://fred.stlouisfed.org/data/AIES51113RCT00US))
   - Evidence informing forecast-year allocation inputs; displayed values and growth are calculated: The official Census revenue-series page defines the publisher-receipt measure underlying the retained U.S. input; the exact 2024 cell was not independently re-extracted. ([fred.stlouisfed.org](https://fred.stlouisfed.org/data/AIES51113RCT00US))
10. Scholastic Corporation - Form 10-K for the year ended May 31, 2025
    - Evidence informing the 2024 market-value input; displayed series and growth include calculations: Scholastic's fiscal 2024 product, service, production and inventory-reserve costs were xx.xx% of revenue; postage, freight, shipping, fulfillment and other costs were xx.xx%. These broad categories constrain, but do not directly establish, eligible outsourced-service spending.
    - Evidence informing the 2025 market-value input; displayed series and growth include calculations: The corresponding fiscal 2025 proportions were xx.xx% and xx.xx%. Royalties and prepublication amortization are separately disclosed, allowing their exclusion from the service-market bridge.

11. CEWE achieves all targets in 2025 and aims to further increase revenue and earnings in 2026

- Evidence informing the 2025 market-value input; displayed series and growth include calculations: CEWE reported xx.xx CEWE PHOTOBOOK copies in 2025 versus xx.xx in 2024, supporting a positive specialty-book volume assumption without establishing global adoption.
- Evidence informing the 2026 market-value input; displayed series and growth include calculations: Observed 2025 photobook growth informs the specialty-demand assumption for 2026; the market value remains modeled.
- Evidence informing the 2032 market-value input; displayed series and growth include calculations: The observed specialty-book activity is a starting condition for the forecast, not independent proof of continued growth through 2032.
- Evidence informing the 2040 market-value input; displayed series and growth include calculations: The forecast explicitly slows specialty-demand growth after 2032; this source supplies the initial commercial observation, not the long-term growth rate.
- Evidence informing base-year allocation inputs; displayed values and growth are calculated: Company photobook activity constrains the materiality of specialty commissions; it does not establish the modeled European specialty multiplier or continued growth through 2032. ([ir.cewe.de](https://ir.cewe.de/en/news/cewe-achieves-all-targets-in-2025-and-aims-to-further-increase-revenue-and-earnings-in/70292c17-c943-xx.xx-bd11-4323b6ce54d8))
- Evidence informing forecast-year allocation inputs; displayed values and growth are calculated: Company photobook activity constrains the materiality of specialty commissions; it does not establish the modeled European specialty multiplier or continued growth through 2032. ([ir.cewe.de](https://ir.cewe.de/en/news/cewe-achieves-all-targets-in-2025-and-aims-to-further-increase-revenue-and-earnings-in/70292c17-c943-xx.xx-bd11-4323b6ce54d8))

12. Paperback Printing Cost - Kindle Direct Publishing

- Evidence informing the 2025 market-value input; displayed series and growth include calculations: The inspected U.S. paperback schedule charges USD xx.xx plus USD xx.xx per page for the specified regular-trim black-ink category. It provides a contemporary commercial price comparison for the assumed USD xx.xx self-publishing production receipt, not an observed historical price or volume.
- Evidence informing the 2026 market-value input; displayed series and growth include calculations: The schedule distinguishes printing charges from royalties and retail list prices, supporting the production-receipt boundary used in the estimate.

13. European Book Publishing Statistics 2017

- Evidence informing the 2017 market-value input; displayed series and growth include calculations: The association's primary survey reports approximately EUR xx.xx of European net publisher revenue for 2017, constraining the pre-pandemic demand level.

14. European Book Publishing Statistics 2019

- Evidence informing the 2018 market-value input; displayed series and growth include calculations: The association reports approximately EUR xx.xx of publisher revenue for 2018.
- Evidence informing the 2019 market-value input; displayed series and growth include calculations: The association reports approximately EUR xx.xx for 2019 and identifies a questionnaire change that limits exact comparability with earlier observations.

15. 2021 年新闻出版产业分析报告

- Evidence informing the 2020 market-value input; displayed series and growth include calculations: The official report's 2021 comparison identifies a substantial rebound from 2020, constraining the pandemic-recovery bridge.
- Evidence informing the 2021 market-value input; displayed series and growth include calculations: China reported xx.xx book copies or sheets in 2021, up xx.xx%; the report also distinguishes textbook output and reprints.

16. European Book Publishing Statistics 2023

- Evidence informing the 2022 market-value input; displayed series and growth include calculations: European net publisher revenue was approximately EUR xx.xx in 2022; the association describes paper-cost pressure and price-led growth.

17. Foreign Exchange Rates - G.5A Annual, January 5, 2026
    - Evidence informing base-year allocation inputs; displayed values and growth are calculated: Official annual-average exchange-rate methodology supports the frozen common-USD conversion convention; it does not measure service demand. ([federalreserve.gov](https://www.federalreserve.gov/releases/g5a/xx.xx/))
    - Evidence informing forecast-year allocation inputs; displayed values and growth are calculated: Official annual-average exchange-rate methodology supports the frozen common-USD conversion convention; it does not measure service demand. ([federalreserve.gov](https://www.federalreserve.gov/releases/g5a/xx.xx/))
    - Evidence informing base-year allocation inputs; displayed values and growth are calculated: The annual currency-conversion convention prevents mixing local-currency demand inputs with USD allocation weights. ([federalreserve.gov](https://www.federalreserve.gov/releases/g5a/xx.xx/))
    - Evidence informing forecast-year allocation inputs; displayed values and growth are calculated: The annual currency-conversion convention prevents mixing local-currency demand inputs with USD allocation weights. ([federalreserve.gov](https://www.federalreserve.gov/releases/g5a/xx.xx/))
18. GCC Statistical Center - Education Statistics 2024 announcement, March 23, 2026
    - Evidence informing base-year allocation inputs; displayed values and growth are calculated: Approximately xx.xx general-school pupils constrain the regional educational customer pool; national apportionment and monetization are assumed. ([gccstat.org](https://www.gccstat.org/news/xx.xx))
    - Evidence informing forecast-year allocation inputs; displayed values and growth are calculated: Approximately xx.xx general-school pupils constrain the regional educational customer pool; national apportionment and monetization are assumed. ([gccstat.org](https://www.gccstat.org/news/xx.xx))
19. South African Book Publishing Industry Survey 2023-2024
    - Evidence informing base-year allocation inputs; displayed values and growth are calculated: The transparent national publisher survey supplies a regional commercial comparator, not an observed African printing-service total. ([publishsa.co.za](https://publishsa.co.za/wp-content/uploads/2025/xx.xx/South-African-Book-Publishing-Industry-Survey-2023-2024.pdf))
    - Evidence informing forecast-year allocation inputs; displayed values and growth are calculated: The transparent national publisher survey supplies a regional commercial comparator, not an observed African printing-service total. ([publishsa.co.za](https://publishsa.co.za/wp-content/uploads/2025/xx.xx/South-African-Book-Publishing-Industry-Survey-2023-2024.pdf))
20. Ministry of Education - Press conference release, December 17, 2024
    - Evidence informing base-year allocation inputs; displayed values and growth are calculated: The announced increase in annual NCERT textbook printing from xx.xx to xx.xx supports an educational-demand mechanism, not realized supplier receipts or the modeled forecast share. ([education.gov.in](https://www.education.gov.in/sites/upload_files/mhrd/files/PIB%20releae%20of%20the%20Press%20Conference%20held%20today.pdf))
    - Evidence informing forecast-year allocation inputs; displayed values and growth are calculated: The announced increase in annual NCERT textbook printing from xx.xx to xx.xx supports an educational-demand mechanism, not realized supplier receipts or the modeled forecast share. ([education.gov.in](https://www.education.gov.in/sites/upload_files/mhrd/files/PIB%20releae%20of%20the%20Press%20Conference%20held%20today.pdf))
21. Global Connect - Ingram Content Group
    - Evidence informing base-year allocation inputs; displayed values and growth are calculated: Agreement-dependent network access does not quantify Brazilian commissions or guarantee institutional awards. ([resources.ingramcontent.com](https://resources.ingramcontent.com/publishers/global-connect))
    - Evidence informing forecast-year allocation inputs; displayed values and growth are calculated: Agreement-dependent network access does not quantify Brazilian commissions or guarantee institutional awards. ([resources.ingramcontent.com](https://resources.ingramcontent.com/publishers/global-connect))

22. Paperback and Hardcover Distribution Rights - Kindle Direct Publishing
    - Evidence informing base-year allocation inputs; displayed values and growth are calculated: The marketplace-specific physical-book distribution restriction is not evidence of zero Mexican printing and packaging demand. ([kdp.amazon.com](https://kdp.amazon.com/en_US/help/topic/G201834280))
    - Evidence informing forecast-year allocation inputs; displayed values and growth are calculated: The marketplace-specific physical-book distribution restriction is not evidence of zero Mexican printing and packaging demand. ([kdp.amazon.com](https://kdp.amazon.com/en_US/help/topic/G201834280))
23. MAGACOPY Sofia - Copying and Printing Prices
    - Evidence informing base-year allocation inputs; displayed values and growth are calculated: A current EUR xx.xx binding-only charge establishes a live commercial service and a price-scope comparison; full-book USD receipts and incidence remain assumed.
    - Evidence informing forecast-year allocation inputs; displayed values and growth are calculated: A current EUR xx.xx binding-only charge establishes a live commercial service and a price-scope comparison; full-book USD receipts and incidence remain assumed.

8.11. Foam Books

Table 59. Global Book Printing & Packaging Services Market Size, by Foam Books, by Region, 2017-2040 (USD Million)

Region	2017	2024	2025	2026	2027	2032	2040	CAGR (%)
Africa	xx.xx	xx.xx	xx.xx	xx.xx	xx.xx	xx.xx	xx.xx	xx.xx
Asia-Pacific	xx.xx	xx.xx	xx.xx	xx.xx	xx.xx	xx.xx	xx.xx	xx.xx
Europe	xx.xx	xx.xx	xx.xx	xx.xx	xx.xx	xx.xx	xx.xx	xx.xx
Latin America	xx.xx	xx.xx	xx.xx	xx.xx	xx.xx	xx.xx	xx.xx	xx.xx
Middle East	xx.xx	xx.xx	xx.xx	xx.xx	xx.xx	xx.xx	xx.xx	xx.xx
North America	xx.xx	xx.xx	xx.xx	xx.xx	xx.xx	xx.xx	xx.xx	xx.xx
Total	**xx.xx**	**xx.xx**	**xx.xx**	**xx.xx**	**xx.xx**	**xx.xx**	**xx.xx**	**xx.xx**

Table 60. Global Book Printing & Packaging Services Market Size, by Foam Books, by Group, 2017-2040 (USD Million)

Group	2017	2024	2025	2026	2027	2032	2040	CAGR (%)
ASEAN	xx.xx	xx.xx	xx.xx	xx.xx	xx.xx	xx.xx	xx.xx	xx.xx
BRICS	xx.xx	xx.xx	xx.xx	xx.xx	xx.xx	xx.xx	xx.xx	xx.xx
European Union	xx.xx	xx.xx	xx.xx	xx.xx	xx.xx	xx.xx	xx.xx	xx.xx
G7	xx.xx	xx.xx	xx.xx	xx.xx	xx.xx	xx.xx	xx.xx	xx.xx
GCC	xx.xx	xx.xx	xx.xx	xx.xx	xx.xx	xx.xx	xx.xx	xx.xx
NATO	xx.xx	xx.xx	xx.xx	xx.xx	xx.xx	xx.xx	xx.xx	xx.xx

Table 61. Global Book Printing & Packaging Services Market Size, by Foam Books, by Country, 2017-2040 (USD Million)

Country	2017	2024	2025	2026	2027	2032	2040	CAGR (%)
Australia	xx.xx	xx.xx	xx.xx	xx.xx	xx.xx	xx.xx	xx.xx	xx.xx
Brazil	xx.xx	xx.xx	xx.xx	xx.xx	xx.xx	xx.xx	xx.xx	xx.xx
Canada	xx.xx	xx.xx	xx.xx	xx.xx	xx.xx	xx.xx	xx.xx	xx.xx
China	xx.xx	xx.xx	xx.xx	xx.xx	xx.xx	xx.xx	xx.xx	xx.xx
France	xx.xx	xx.xx	xx.xx	xx.xx	xx.xx	xx.xx	xx.xx	xx.xx
Germany	xx.xx	xx.xx	xx.xx	xx.xx	xx.xx	xx.xx	xx.xx	xx.xx
India	xx.xx	xx.xx	xx.xx	xx.xx	xx.xx	xx.xx	xx.xx	xx.xx
Italy	xx.xx	xx.xx	xx.xx	xx.xx	xx.xx	xx.xx	xx.xx	xx.xx
Japan	xx.xx	xx.xx	xx.xx	xx.xx	xx.xx	xx.xx	xx.xx	xx.xx
Mexico	xx.xx	xx.xx	xx.xx	xx.xx	xx.xx	xx.xx	xx.xx	xx.xx
Russia	xx.xx	xx.xx	xx.xx	xx.xx	xx.xx	xx.xx	xx.xx	xx.xx
South Korea	xx.xx	xx.xx	xx.xx	xx.xx	xx.xx	xx.xx	xx.xx	xx.xx
Spain	xx.xx	xx.xx	xx.xx	xx.xx	xx.xx	xx.xx	xx.xx	xx.xx
United Kingdom	xx.xx	xx.xx	xx.xx	xx.xx	xx.xx	xx.xx	xx.xx	xx.xx
United States	xx.xx	xx.xx	xx.xx	xx.xx	xx.xx	xx.xx	xx.xx	xx.xx
Others	xx.xx	xx.xx	xx.xx	xx.xx	xx.xx	xx.xx	xx.xx	xx.xx
Total	**xx.xx**	**xx.xx**	**xx.xx**	**xx.xx**	**xx.xx**	**xx.xx**	**xx.xx**	**xx.xx**

Sources & Evidence

1. EDItEUR - ONIX Codelists Issue 75, List 150: Product Form
   - Taxonomy evidence: BP recognizes books with foam covers and pages. ([ns.editeur.org](https://ns.editeur.org/onix/en/xx.xx))
   - Evidence informing base-year allocation inputs; displayed values and growth are calculated: BP identifies foam-page and foam-cover books.
   - Evidence informing forecast-year allocation inputs; displayed values and growth are calculated: BP identifies foam-page and foam-cover books.
2. ONIX Codelists Issue 74 - List 150, Code BP: Foam Book
   - Taxonomy evidence: Code BP identifies books with foam pages and covers. ([ns.editeur.org](https://ns.editeur.org/onix/en/xx.xx/BP))

3. European Book Publishing Statistics 2024

- Evidence informing the 2024 market-value input; displayed series and growth include calculations: European publishers reported approximately EUR xx.xx of net book-sales revenue in 2024. The disclosed ebook and audiobook proportions inform the modeled xx.xx% physical-book revenue proportion; publisher revenue is an input, not printing-service revenue.
- Evidence informing the 2025 market-value input; displayed series and growth include calculations: The 2024 publisher-revenue and format observations provide the European demand input carried into the 2025 estimate.
- Evidence informing base-year allocation inputs; displayed values and growth are calculated: EUR xx.xx of 2024 publisher revenue and weakening physical volumes constrain the European demand weight and forecast, not directly observed service shares.
([fep-fee.eu](https://www.fep-fee.eu/European-Book-Publishing-Statistics-2024))
- Evidence informing forecast-year allocation inputs; displayed values and growth are calculated: EUR xx.xx of 2024 publisher revenue and weakening physical volumes constrain the European demand weight and forecast, not directly observed service shares.
([fep-fee.eu](https://www.fep-fee.eu/European-Book-Publishing-Statistics-2024))

4. The Global Publishing Industry in 2022

- Evidence informing the 2024 market-value input; displayed series and growth include calculations: Table xx.xx supplies country-level publishing revenues and identifies differences between retail-value, publisher-revenue, print-only and prior-year observations. Selected non-European country observations are adjusted for physical formats and period before estimating production spending.
- Evidence informing the 2025 market-value input; displayed series and growth include calculations: The selected country observations contribute to the demand pool underlying the 2025 working estimate. Nielsen retail datasets elsewhere in the publication are not used.
- Evidence informing base-year allocation inputs; displayed values and growth are calculated: Country revenue/format proxies constrain commissioning weights. ([wipo.int](https://www.wipo.int/edocs/pubdocs/en/wipo-pub-xx.xx-2023-xx.xx-en-the-global-publishing-industry-in-2022.pdf))
- Evidence informing forecast-year allocation inputs; displayed values and growth are calculated: Country revenue/format proxies constrain commissioning weights. ([wipo.int](https://www.wipo.int/edocs/pubdocs/en/wipo-pub-xx.xx-2023-xx.xx-en-the-global-publishing-industry-in-2022.pdf))
- Evidence informing base-year allocation inputs; displayed values and growth are calculated: Revenue and registration proxies constrain allocation. ([wipo.int](https://www.wipo.int/edocs/pubdocs/en/wipo-pub-xx.xx-2023-xx.xx-en-the-global-publishing-industry-in-2022.pdf))
- Evidence informing forecast-year allocation inputs; displayed values and growth are calculated: Revenue and registration proxies constrain allocation. ([wipo.int](https://www.wipo.int/edocs/pubdocs/en/wipo-pub-xx.xx-2023-xx.xx-en-the-global-publishing-industry-in-2022.pdf))
- Evidence informing base-year allocation inputs; displayed values and growth are calculated: Revenue, format and title proxies constrain allocation. ([wipo.int](https://www.wipo.int/edocs/pubdocs/en/wipo-pub-xx.xx-2023-xx.xx-en-the-global-publishing-industry-in-2022.pdf))
- Evidence informing forecast-year allocation inputs; displayed values and growth are calculated: Revenue, format and title proxies constrain allocation. ([wipo.int](https://www.wipo.int/edocs/pubdocs/en/wipo-pub-xx.xx-2023-xx.xx-en-the-global-publishing-industry-in-2022.pdf))
- Evidence informing base-year allocation inputs; displayed values and growth are calculated: Turkish revenue constrains regional commissioning scale. ([wipo.int](https://www.wipo.int/edocs/pubdocs/en/wipo-pub-xx.xx-2023-xx.xx-en-the-global-publishing-industry-in-2022.pdf))
- Evidence informing forecast-year allocation inputs; displayed values and growth are calculated: Turkish revenue constrains regional commissioning scale. ([wipo.int](https://www.wipo.int/edocs/pubdocs/en/wipo-pub-xx.xx-2023-xx.xx-en-the-global-publishing-industry-in-2022.pdf))
- Evidence informing base-year allocation inputs; displayed values and growth are calculated: Nigerian registration activity supplies a modeled-demand input. ([wipo.int](https://www.wipo.int/edocs/pubdocs/en/wipo-pub-xx.xx-2023-xx.xx-en-the-global-publishing-industry-in-2022.pdf))
- Evidence informing forecast-year allocation inputs; displayed values and growth are calculated: Nigerian registration activity supplies a modeled-demand input. ([wipo.int](https://www.wipo.int/edocs/pubdocs/en/wipo-pub-xx.xx-2023-xx.xx-en-the-global-publishing-industry-in-2022.pdf))
- Evidence informing base-year allocation inputs; displayed values and growth are calculated: Country revenue, format and registration proxies constrain allocation. ([wipo.int](https://www.wipo.int/edocs/pubdocs/en/wipo-pub-xx.xx-2023-xx.xx-en-the-global-publishing-industry-in-2022.pdf))
- Evidence informing forecast-year allocation inputs; displayed values and growth are calculated: Country revenue, format and registration proxies constrain allocation. ([wipo.int](https://www.wipo.int/edocs/pubdocs/en/wipo-pub-xx.xx-2023-xx.xx-en-the-global-publishing-industry-in-2022.pdf))
- Evidence informing base-year allocation inputs; displayed values and growth are calculated: Children's demand anchors assumed foam-book order incidence.
- Evidence informing forecast-year allocation inputs; displayed values and growth are calculated: Children's demand anchors assumed foam-book order incidence.

5. 2024 年新闻出版统计公报

· Evidence informing the 2024 market-value input; displayed series and growth include calculations: For 2024, the official table reports xx.xx book copies or sheets and CNY xx.xx of book-publishing revenue. These constrain the demand bridge and historical contraction, rather than directly measuring printing-service sales.

· Evidence informing the 2025 market-value input; displayed series and growth include calculations: The 2024 book-publishing observation supplies the Chinese demand primitive for the 2025 model.

· Evidence informing base-year allocation inputs; displayed values and growth are calculated: 2024 book-publishing revenue of CNY xx.xx supplies the physical-demand proxy; reported output contraction qualifies growth assumptions. ([nppa.gov.cn](https://www.nppa.gov.cn/xxgk/fdzdgknr/tjxx/xx.xx/P020251218382424228218.pdf))

· Evidence informing forecast-year allocation inputs; displayed values and growth are calculated: 2024 book-publishing revenue of CNY xx.xx supplies the physical-demand proxy; reported output contraction qualifies growth assumptions. ([nppa.gov.cn](https://www.nppa.gov.cn/xxgk/fdzdgknr/tjxx/xx.xx/P020251218382424228218.pdf))

· Evidence informing base-year allocation inputs; displayed values and growth are calculated: The Chinese book-publishing observation is a major regional demand input, distinct from all printing and packaging industry revenue. ([nppa.gov.cn](https://www.nppa.gov.cn/xxgk/fdzdgknr/tjxx/xx.xx/P020251218382424228218.pdf))

· Evidence informing forecast-year allocation inputs; displayed values and growth are calculated: The Chinese book-publishing observation is a major regional demand input, distinct from all printing and packaging industry revenue. ([nppa.gov.cn](https://www.nppa.gov.cn/xxgk/fdzdgknr/tjxx/xx.xx/P020251218382424228218.pdf))

6. Foreign Exchange Rates - G.5A Annual, January 5, 2026

· Evidence informing the 2024 market-value input; displayed series and growth include calculations: The official 2024 annual-average conversion inputs are USD xx.xx per EUR, CNY xx.xx per USD and CAD xx.xx per USD.

· Evidence informing the 2025 market-value input; displayed series and growth include calculations: The exchange-rate table establishes the conversion basis of the preceding-year demand inputs used in the 2025 estimate; subsequent effective-USD price assumptions are modeled separately.

7. Book publishing industry, 2024 - Statistics Canada

· Evidence informing the 2024 market-value input; displayed series and growth include calculations: Canadian publishers reported CAD xx.xx of print sales outside the online category and CAD xx.xx of online print sales in 2024. Their sum, rather than total operating revenue, supplies the physical-book demand input.

· Evidence informing the 2025 market-value input; displayed series and growth include calculations: Reported cost of goods sold of CAD xx.xx, up CAD xx.xx from 2022, supplies a cost-pressure cross-check, not a directly attributable printing-services total.

· Evidence informing base-year allocation inputs; displayed values and growth are calculated: CAD xx.xx plus CAD xx.xx of print sales supplies a physical-book commissioning proxy; digital growth constrains the forecast mix. ([www150.statcan.gc.ca](https://www150.statcan.gc.ca/n1/daily-quotidien/xx.xx/dq260205b-eng.pdf))

· Evidence informing forecast-year allocation inputs; displayed values and growth are calculated: CAD xx.xx plus CAD xx.xx of print sales supplies a physical-book commissioning proxy; digital growth constrains the forecast mix. ([www150.statcan.gc.ca](https://www150.statcan.gc.ca/n1/daily-quotidien/xx.xx/dq260205b-eng.pdf))

· Evidence informing base-year allocation inputs; displayed values and growth are calculated: The Canadian physical-book input contributes to the North American demand index; it is publisher revenue, not service receipts. ([www150.statcan.gc.ca](https://www150.statcan.gc.ca/n1/daily-quotidien/xx.xx/dq260205b-eng.pdf))

· Evidence informing forecast-year allocation inputs; displayed values and growth are calculated: The Canadian physical-book input contributes to the North American demand index; it is publisher revenue, not service receipts. ([www150.statcan.gc.ca](https://www150.statcan.gc.ca/n1/daily-quotidien/xx.xx/dq260205b-eng.pdf))

8. U.S. Census Bureau - Books Printing: Shipments, annual table
   - Evidence informing the 2017 market-value input; displayed series and growth include calculations: U.S. books-printing shipments were USD xx.xx in 2017; this is a national production anchor for the historical model.
   - Evidence informing the 2018 market-value input; displayed series and growth include calculations: U.S. books-printing shipments were USD xx.xx in 2018.
   - Evidence informing the 2019 market-value input; displayed series and growth include calculations: U.S. books-printing shipments were USD xx.xx in 2019.
   - Evidence informing the 2020 market-value input; displayed series and growth include calculations: U.S. books-printing shipments were USD xx.xx in 2020.
   - Evidence informing the 2021 market-value input; displayed series and growth include calculations: U.S. books-printing shipments were USD xx.xx in 2021.
   - Evidence informing the 2022 market-value input; displayed series and growth include calculations: U.S. books-printing shipments were USD xx.xx in 2022.
   - Evidence informing the 2024 market-value input; displayed series and growth include calculations: U.S. books-printing shipments were USD xx.xx in 2024. This national industrial measure is narrower than the composite global service boundary.
9. U.S. Census Bureau - Book Publishers, All Establishments: Revenue, annual table
   - Evidence informing the 2024 market-value input; displayed series and growth include calculations: The Census annual series reports USD xx.xx of U.S. book-publisher revenue for 2024. A modeled xx.xx% physical-book proportion excludes digital and other adjacent receipts.
   - Evidence informing the 2025 market-value input; displayed series and growth include calculations: The 2024 Census observation replaces an older survey-based U.S. revenue bridge in the demand pool underlying 2025.
   - Evidence informing base-year allocation inputs; displayed values and growth are calculated: The official Census revenue-series page defines the publisher-receipt measure underlying the retained U.S. input; the exact 2024 cell was not independently re-extracted. ([fred.stlouisfed.org](https://fred.stlouisfed.org/data/AIES51113RCT00US))
   - Evidence informing forecast-year allocation inputs; displayed values and growth are calculated: The official Census revenue-series page defines the publisher-receipt measure underlying the retained U.S. input; the exact 2024 cell was not independently re-extracted. ([fred.stlouisfed.org](https://fred.stlouisfed.org/data/AIES51113RCT00US))
10. Scholastic Corporation - Form 10-K for the year ended May 31, 2025
    - Evidence informing the 2024 market-value input; displayed series and growth include calculations: Scholastic's fiscal 2024 product, service, production and inventory-reserve costs were xx.xx% of revenue; postage, freight, shipping, fulfillment and other costs were xx.xx%. These broad categories constrain, but do not directly establish, eligible outsourced-service spending.
    - Evidence informing the 2025 market-value input; displayed series and growth include calculations: The corresponding fiscal 2025 proportions were xx.xx% and xx.xx%. Royalties and prepublication amortization are separately disclosed, allowing their exclusion from the service-market bridge.

11. CEWE achieves all targets in 2025 and aims to further increase revenue and earnings in 2026

- Evidence informing the 2025 market-value input; displayed series and growth include calculations: CEWE reported xx.xx CEWE PHOTOBOOK copies in 2025 versus xx.xx in 2024, supporting a positive specialty-book volume assumption without establishing global adoption.
- Evidence informing the 2026 market-value input; displayed series and growth include calculations: Observed 2025 photobook growth informs the specialty-demand assumption for 2026; the market value remains modeled.
- Evidence informing the 2032 market-value input; displayed series and growth include calculations: The observed specialty-book activity is a starting condition for the forecast, not independent proof of continued growth through 2032.
- Evidence informing the 2040 market-value input; displayed series and growth include calculations: The forecast explicitly slows specialty-demand growth after 2032; this source supplies the initial commercial observation, not the long-term growth rate.
- Evidence informing base-year allocation inputs; displayed values and growth are calculated: Company photobook activity constrains the materiality of specialty commissions; it does not establish the modeled European specialty multiplier or continued growth through 2032. ([ir.cewe.de](https://ir.cewe.de/en/news/cewe-achieves-all-targets-in-2025-and-aims-to-further-increase-revenue-and-earnings-in/70292c17-c943-xx.xx-bd11-4323b6ce54d8))
- Evidence informing forecast-year allocation inputs; displayed values and growth are calculated: Company photobook activity constrains the materiality of specialty commissions; it does not establish the modeled European specialty multiplier or continued growth through 2032. ([ir.cewe.de](https://ir.cewe.de/en/news/cewe-achieves-all-targets-in-2025-and-aims-to-further-increase-revenue-and-earnings-in/70292c17-c943-xx.xx-bd11-4323b6ce54d8))

12. Paperback Printing Cost - Kindle Direct Publishing

- Evidence informing the 2025 market-value input; displayed series and growth include calculations: The inspected U.S. paperback schedule charges USD xx.xx plus USD xx.xx per page for the specified regular-trim black-ink category. It provides a contemporary commercial price comparison for the assumed USD xx.xx self-publishing production receipt, not an observed historical price or volume.
- Evidence informing the 2026 market-value input; displayed series and growth include calculations: The schedule distinguishes printing charges from royalties and retail list prices, supporting the production-receipt boundary used in the estimate.

13. European Book Publishing Statistics 2017

- Evidence informing the 2017 market-value input; displayed series and growth include calculations: The association's primary survey reports approximately EUR xx.xx of European net publisher revenue for 2017, constraining the pre-pandemic demand level.

14. European Book Publishing Statistics 2019

- Evidence informing the 2018 market-value input; displayed series and growth include calculations: The association reports approximately EUR xx.xx of publisher revenue for 2018.
- Evidence informing the 2019 market-value input; displayed series and growth include calculations: The association reports approximately EUR xx.xx for 2019 and identifies a questionnaire change that limits exact comparability with earlier observations.

15. 2021 年新闻出版产业分析报告

- Evidence informing the 2020 market-value input; displayed series and growth include calculations: The official report's 2021 comparison identifies a substantial rebound from 2020, constraining the pandemic-recovery bridge.
- Evidence informing the 2021 market-value input; displayed series and growth include calculations: China reported xx.xx book copies or sheets in 2021, up xx.xx%; the report also distinguishes textbook output and reprints.

16. European Book Publishing Statistics 2023

- Evidence informing the 2022 market-value input; displayed series and growth include calculations: European net publisher revenue was approximately EUR xx.xx in 2022; the association describes paper-cost pressure and price-led growth.

17. Foreign Exchange Rates - G.5A Annual, January 5, 2026
    - Evidence informing base-year allocation inputs; displayed values and growth are calculated: Official annual-average exchange-rate methodology supports the frozen common-USD conversion convention; it does not measure service demand. ([federalreserve.gov](https://www.federalreserve.gov/releases/g5a/xx.xx/))
    - Evidence informing forecast-year allocation inputs; displayed values and growth are calculated: Official annual-average exchange-rate methodology supports the frozen common-USD conversion convention; it does not measure service demand. ([federalreserve.gov](https://www.federalreserve.gov/releases/g5a/xx.xx/))
    - Evidence informing base-year allocation inputs; displayed values and growth are calculated: The annual currency-conversion convention prevents mixing local-currency demand inputs with USD allocation weights. ([federalreserve.gov](https://www.federalreserve.gov/releases/g5a/xx.xx/))
    - Evidence informing forecast-year allocation inputs; displayed values and growth are calculated: The annual currency-conversion convention prevents mixing local-currency demand inputs with USD allocation weights. ([federalreserve.gov](https://www.federalreserve.gov/releases/g5a/xx.xx/))
18. GCC Statistical Center - Education Statistics 2024 announcement, March 23, 2026
    - Evidence informing base-year allocation inputs; displayed values and growth are calculated: Approximately xx.xx general-school pupils constrain the regional educational customer pool; national apportionment and monetization are assumed. ([gccstat.org](https://www.gccstat.org/news/xx.xx))
    - Evidence informing forecast-year allocation inputs; displayed values and growth are calculated: Approximately xx.xx general-school pupils constrain the regional educational customer pool; national apportionment and monetization are assumed. ([gccstat.org](https://www.gccstat.org/news/xx.xx))
19. South African Book Publishing Industry Survey 2023-2024
    - Evidence informing base-year allocation inputs; displayed values and growth are calculated: The transparent national publisher survey supplies a regional commercial comparator, not an observed African printing-service total. ([publishsa.co.za](https://publishsa.co.za/wp-content/uploads/2025/xx.xx/South-African-Book-Publishing-Industry-Survey-2023-2024.pdf))
    - Evidence informing forecast-year allocation inputs; displayed values and growth are calculated: The transparent national publisher survey supplies a regional commercial comparator, not an observed African printing-service total. ([publishsa.co.za](https://publishsa.co.za/wp-content/uploads/2025/xx.xx/South-African-Book-Publishing-Industry-Survey-2023-2024.pdf))
20. Ministry of Education - Press conference release, December 17, 2024
    - Evidence informing base-year allocation inputs; displayed values and growth are calculated: The announced increase in annual NCERT textbook printing from xx.xx to xx.xx supports an educational-demand mechanism, not realized supplier receipts or the modeled forecast share. ([education.gov.in](https://www.education.gov.in/sites/upload_files/mhrd/files/PIB%20releae%20of%20the%20Press%20Conference%20held%20today.pdf))
    - Evidence informing forecast-year allocation inputs; displayed values and growth are calculated: The announced increase in annual NCERT textbook printing from xx.xx to xx.xx supports an educational-demand mechanism, not realized supplier receipts or the modeled forecast share. ([education.gov.in](https://www.education.gov.in/sites/upload_files/mhrd/files/PIB%20releae%20of%20the%20Press%20Conference%20held%20today.pdf))
21. Global Connect - Ingram Content Group
    - Evidence informing base-year allocation inputs; displayed values and growth are calculated: Agreement-dependent network access does not quantify Brazilian commissions or guarantee institutional awards. ([resources.ingramcontent.com](https://resources.ingramcontent.com/publishers/global-connect))
    - Evidence informing forecast-year allocation inputs; displayed values and growth are calculated: Agreement-dependent network access does not quantify Brazilian commissions or guarantee institutional awards. ([resources.ingramcontent.com](https://resources.ingramcontent.com/publishers/global-connect))

22. Paperback and Hardcover Distribution Rights - Kindle Direct Publishing
    - Evidence informing base-year allocation inputs; displayed values and growth are calculated: The marketplace-specific physical-book distribution restriction is not evidence of zero Mexican printing and packaging demand. ([kdp.amazon.com](https://kdp.amazon.com/en_US/help/topic/G201834280))
    - Evidence informing forecast-year allocation inputs; displayed values and growth are calculated: The marketplace-specific physical-book distribution restriction is not evidence of zero Mexican printing and packaging demand. ([kdp.amazon.com](https://kdp.amazon.com/en_US/help/topic/G201834280))
23. Pegasus - My First Book of Shapes: EVA Foam Book
    - Evidence informing base-year allocation inputs; displayed values and growth are calculated: The dated 2025 product identifies foam pages and supports commercial-status and classification checks, not global volume or supplier realization.
    - Evidence informing forecast-year allocation inputs; displayed values and growth are calculated: The dated 2025 product identifies foam pages and supports commercial-status and classification checks, not global volume or supplier realization.
24. U.S. Consumer Product Safety Commission - Children's Books
    - Evidence informing base-year allocation inputs; displayed values and growth are calculated: Specialty construction does not itself establish ordinary-book exemption eligibility or market inactivity.
    - Evidence informing forecast-year allocation inputs; displayed values and growth are calculated: Specialty construction does not itself establish ordinary-book exemption eligibility or market inactivity.

9. Book Printing & Packaging Services Market, by Packaging Format

[illegible] They do not, without a further commitment, establish the packaging needed for shipment to a warehouse, retailer, or individual reader. Buyers should specify whether Boxes & Lidded Cases belong to the saleable edition, the delivery arrangement, or both.

[illegible] The implication is layered purchasing: the chosen outer enclosure does not automatically replace Protective Inserts & Cushioning or Seals & Strapping. A delivered-service agreement should identify responsibility for the complete protective arrangement and the condition of the book at handoff.

[illegible] Where packaging also groups books into a set, the buyer should align the packaging description with the agreed kitting responsibility. A simpler presentation component may be appropriate, but only if it still satisfies the buyer's delivery and set-integrity requirements.

Blister & Clamshell Packs need particularly precise terminology. [illegible] The shared word clamshell is not sufficient evidence of equivalent capability or commercial availability.

Figure 12. Global Book Printing & Packaging Services Market Size, by Packaging Format, 2025 (%)

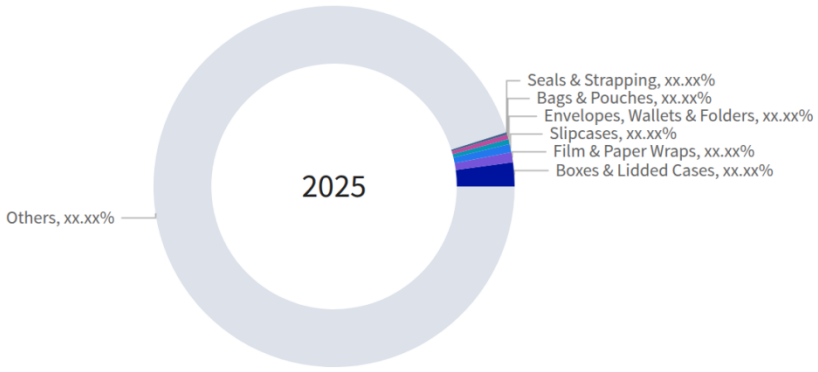

Figure 13. Global Book Printing & Packaging Services Market, by Packaging Format, 2032 (USD Million)

Table 62. Global Book Printing & Packaging Services Market, by Packaging Format growth contribution, 2025-2032

Category	2025 value (USD Million)	2032 value (USD Million)	Added value (USD Million)	2025 share (%)	2032 share (%)	Change (pp)	Growth share (%)	CAGR (%)
Bags & Pouches	xx.xx	xx.xx	xx.xx	xx.xx	xx.xx	xx.xx	xx.xx	xx.xx
Blister & Clamshell Packs	xx.xx	xx.xx	xx.xx	xx.xx	xx.xx	xx.xx	xx.xx	xx.xx
Boxes & Lidded Cases	xx.xx	xx.xx	xx.xx	xx.xx	xx.xx	xx.xx	xx.xx	xx.xx
Envelopes, Wallets & Folders	xx.xx	xx.xx	xx.xx	xx.xx	xx.xx	xx.xx	xx.xx	xx.xx
Film & Paper Wraps	xx.xx	xx.xx	xx.xx	xx.xx	xx.xx	xx.xx	xx.xx	xx.xx
Protective Inserts & Cushioning	xx.xx	xx.xx	xx.xx	xx.xx	xx.xx	xx.xx	xx.xx	xx.xx
Seals & Strapping	xx.xx	xx.xx	xx.xx	xx.xx	xx.xx	xx.xx	xx.xx	xx.xx
Sleeves & Wraparound Bands	xx.xx	xx.xx	xx.xx	xx.xx	xx.xx	xx.xx	xx.xx	xx.xx
Slipcases	xx.xx	xx.xx	xx.xx	xx.xx	xx.xx	xx.xx	xx.xx	xx.xx
Unallocated / remaining scope	xx.xx	xx.xx	xx.xx	xx.xx	xx.xx	xx.xx	xx.xx	xx.xx
Scope total	**xx.xx**	**xx.xx**	**xx.xx**	**xx.xx**	**xx.xx**	**xx.xx**	**xx.xx**	**xx.xx**

Table 63. Global Book Printing & Packaging Services Market Size, by Packaging Format, 2017-2040 (USD Million)

Packaging Format	2017	2024	2025	2026	2027	2032	2040	CAGR (%)
Bags & Pouches	xx.xx	xx.xx	xx.xx	xx.xx	xx.xx	xx.xx	xx.xx	xx.xx
Blister & Clamshell Packs	xx.xx	xx.xx	xx.xx	xx.xx	xx.xx	xx.xx	xx.xx	xx.xx
Boxes & Lidded Cases	xx.xx	xx.xx	xx.xx	xx.xx	xx.xx	xx.xx	xx.xx	xx.xx
Envelopes, Wallets & Folders	xx.xx	xx.xx	xx.xx	xx.xx	xx.xx	xx.xx	xx.xx	xx.xx
Film & Paper Wraps	xx.xx	xx.xx	xx.xx	xx.xx	xx.xx	xx.xx	xx.xx	xx.xx
Protective Inserts & Cushioning	xx.xx	xx.xx	xx.xx	xx.xx	xx.xx	xx.xx	xx.xx	xx.xx
Seals & Strapping	xx.xx	xx.xx	xx.xx	xx.xx	xx.xx	xx.xx	xx.xx	xx.xx
Sleeves & Wraparound Bands	xx.xx	xx.xx	xx.xx	xx.xx	xx.xx	xx.xx	xx.xx	xx.xx
Slipcases	xx.xx	xx.xx	xx.xx	xx.xx	xx.xx	xx.xx	xx.xx	xx.xx
Others	xx.xx	xx.xx	xx.xx	xx.xx	xx.xx	xx.xx	xx.xx	xx.xx
Total	**xx.xx**	**xx.xx**	**xx.xx**	**xx.xx**	**xx.xx**	**xx.xx**	**xx.xx**	**xx.xx**

Sources & Evidence

1. Packaging Printing & Production | Imago Group

   · Imago identifies publishing presentation packaging and transport packaging as offerings. Its publisher clamshell terminology does not establish an exact formed-plastic or blister-pack commitment. ([imagogroup.com](https://imagogroup.com/packaging/))

2. ONIX Codelists, List 80: Product Packaging Type
   - ONIX distinguishes sleeves, boxes, slipcases, wallets, pouches, wrapping, formed-plastic clamshells, and card-backed blister packs. It also recognizes book browse-prevention closures. Vocabulary recognition does not establish a book-specific supplier offer. ([ns.editeur.org](https://ns.editeur.org/onix/en/xx.xx))
   - Taxonomy evidence: Outer-packaging coding is separate from physical book form. The vocabulary covers multiple publishing media, so recognition alone does not prove book-specific purchasing. ([ns.editeur.org](https://ns.editeur.org/onix/en/xx.xx))
   - Taxonomy evidence: The product-packaging vocabulary separates external enclosures from the book's physical form. ([ns.editeur.org](https://ns.editeur.org/onix/en/xx.xx))
   - Evidence informing base-year allocation inputs; displayed values and growth are calculated: Separates single-item and multivolume slipcases; supplies classification, not sales weights.
   - Evidence informing forecast-year allocation inputs; displayed values and growth are calculated: Separates single-item and multivolume slipcases; supplies classification, not sales weights.
   - Evidence informing base-year allocation inputs; displayed values and growth are calculated: Distinguishes lidded boxes from slipcase-style boxed sets.
   - Evidence informing forecast-year allocation inputs; displayed values and growth are calculated: Distinguishes lidded boxes from slipcase-style boxed sets.
   - Evidence informing base-year allocation inputs; displayed values and growth are calculated: Open-ended wraparound sleeves are distinct from enclosed wrapping.
   - Evidence informing forecast-year allocation inputs; displayed values and growth are calculated: Open-ended wraparound sleeves are distinct from enclosed wrapping.
   - Evidence informing base-year allocation inputs; displayed values and growth are calculated: Recognizes envelope-like slip-sleeves and wallets or folders.
   - Evidence informing forecast-year allocation inputs; displayed values and growth are calculated: Recognizes envelope-like slip-sleeves and wallets or folders.
   - Evidence informing base-year allocation inputs; displayed values and growth are calculated: Recognizes pouch and bag packaging independently.
   - Evidence informing forecast-year allocation inputs; displayed values and growth are calculated: Recognizes pouch and bag packaging independently.
   - Evidence informing base-year allocation inputs; displayed values and growth are calculated: Separately recognizes shrink-wrapped products and bundles.
   - Evidence informing forecast-year allocation inputs; displayed values and growth are calculated: Separately recognizes shrink-wrapped products and bundles.
   - Evidence informing base-year allocation inputs; displayed values and growth are calculated: Defines formed-plastic clamshells and card-backed blister packaging as distinct constructions.
   - Evidence informing forecast-year allocation inputs; displayed values and growth are calculated: Defines formed-plastic clamshells and card-backed blister packaging as distinct constructions.
   - Evidence informing base-year allocation inputs; displayed values and growth are calculated: Explicitly recognizes book browse-prevention closures.
   - Evidence informing forecast-year allocation inputs; displayed values and growth are calculated: Explicitly recognizes book browse-prevention closures.

3. Program 827-S: Federal Aviation Administration Books - General Terms, Conditions, and Specifications
   - The published FAA book procurement distinguishes envelopes, shipping bags, wrapping, protective packing and filler, and closures. It establishes a documented layered purchasing requirement, not a current award. ([gpo.gov](https://www.gpo.gov/docs/default-source/contract-pricing/ab0827s.pdf))
   - Evidence informing base-year allocation inputs; displayed values and growth are calculated: Historical evaluation quantities provide a container-heavy institutional purchasing counterexample, not global shipment shares.
   - Evidence informing forecast-year allocation inputs; displayed values and growth are calculated: Historical evaluation quantities provide a container-heavy institutional purchasing counterexample, not global shipment shares.
   - Evidence informing base-year allocation inputs; displayed values and growth are calculated: Separately identifies kraft-envelope packing within the book procurement.
   - Evidence informing forecast-year allocation inputs; displayed values and growth are calculated: Separately identifies kraft-envelope packing within the book procurement.
   - Evidence informing base-year allocation inputs; displayed values and growth are calculated: Identifies cushioned shipping bags as an eligible book-order enclosure.
   - Evidence informing forecast-year allocation inputs; displayed values and growth are calculated: Identifies cushioned shipping bags as an eligible book-order enclosure.
   - Evidence informing base-year allocation inputs; displayed values and growth are calculated: Includes wrapped shipping bundles as an alternative purchasing configuration.
   - Evidence informing forecast-year allocation inputs; displayed values and growth are calculated: Includes wrapped shipping bundles as an alternative purchasing configuration.
   - Evidence informing base-year allocation inputs; displayed values and growth are calculated: Requires packing and filler separately from the external enclosure.
   - Evidence informing forecast-year allocation inputs; displayed values and growth are calculated: Requires packing and filler separately from the external enclosure.
   - Evidence informing base-year allocation inputs; displayed values and growth are calculated: Identifies closure tape and securing straps independently of container construction.
   - Evidence informing forecast-year allocation inputs; displayed values and growth are calculated: Identifies closure tape and securing straps independently of container construction.
4. Print Order Form 2511 Instructions | U.S. Government Publishing Office
   - GPO's print-order instructions distinguish paper-banded sets from shrink-wrapped sets, with both described in conjunction with carton packing. ([gpo.gov](https://www.gpo.gov/docs/default-source/forms-standards-pdf-files/2511_instructions.pdf))
   - Evidence informing base-year allocation inputs; displayed values and growth are calculated: Specifies paper-banded sets separately from shrink-wrapped sets.
   - Evidence informing forecast-year allocation inputs; displayed values and growth are calculated: Specifies paper-banded sets separately from shrink-wrapped sets.
   - Evidence informing base-year allocation inputs; displayed values and growth are calculated: Describes shrink-wrapped units nested within cartons, supporting component attribution.
   - Evidence informing forecast-year allocation inputs; displayed values and growth are calculated: Describes shrink-wrapped units nested within cartons, supporting component attribution.
   - Evidence informing base-year allocation inputs; displayed values and growth are calculated: Distinguishes internal packaging, container quantities and pallet requirements.
   - Evidence informing forecast-year allocation inputs; displayed values and growth are calculated: Distinguishes internal packaging, container quantities and pallet requirements.
5. U.S. Government Publishing Office - Jacket 420-111 R2: Vol. V in History of Acquisition in the Department of Defense
   - Taxonomy evidence: The 2022 solicitation purchases a casebound book, dust jacket, individual mailing containers, and nested wrapping/boxing as distinguishable deliverables. ([gpo.gov](https://www.gpo.gov/docs/default-source/contracts/xx.xx-r2ae071430b44a64308413ff08001d133d.pdf))

6. European Book Publishing Statistics 2024
   - Evidence informing the 2024 market-value input; displayed series and growth include calculations: European publishers reported approximately EUR xx.xx of net book-sales revenue in 2024. The disclosed ebook and audiobook proportions inform the modeled xx.xx% physical-book revenue proportion; publisher revenue is an input, not printing-service revenue.
   - Evidence informing the 2025 market-value input; displayed series and growth include calculations: The 2024 publisher-revenue and format observations provide the European demand input carried into the 2025 estimate.
7. The Global Publishing Industry in 2022
   - Evidence informing the 2024 market-value input; displayed series and growth include calculations: Table xx.xx supplies country-level publishing revenues and identifies differences between retail-value, publisher-revenue, print-only and prior-year observations. Selected non-European country observations are adjusted for physical formats and period before estimating production spending.
   - Evidence informing the 2025 market-value input; displayed series and growth include calculations: The selected country observations contribute to the demand pool underlying the 2025 working estimate. Nielsen retail datasets elsewhere in the publication are not used.
8. 2024 年新闻出版统计公报
   - Evidence informing the 2024 market-value input; displayed series and growth include calculations: For 2024, the official table reports xx.xx book copies or sheets and CNY xx.xx of book-publishing revenue. These constrain the demand bridge and historical contraction, rather than directly measuring printing-service sales.
   - Evidence informing the 2025 market-value input; displayed series and growth include calculations: The 2024 book-publishing observation supplies the Chinese demand primitive for the 2025 model.
9. Foreign Exchange Rates - G.5A Annual, January 5, 2026
   - Evidence informing the 2024 market-value input; displayed series and growth include calculations: The official 2024 annual-average conversion inputs are USD xx.xx per EUR, CNY xx.xx per USD and CAD xx.xx per USD.
   - Evidence informing the 2025 market-value input; displayed series and growth include calculations: The exchange-rate table establishes the conversion basis of the preceding-year demand inputs used in the 2025 estimate; subsequent effective-USD price assumptions are modeled separately.

10. Book publishing industry, 2024 - Statistics Canada
    - Evidence informing the 2024 market-value input; displayed series and growth include calculations: Canadian publishers reported CAD xx.xx of print sales outside the online category and CAD xx.xx of online print sales in 2024. Their sum, rather than total operating revenue, supplies the physical-book demand input.
    - Evidence informing the 2025 market-value input; displayed series and growth include calculations: Reported cost of goods sold of CAD xx.xx, up CAD xx.xx from 2022, supplies a cost-pressure cross-check, not a directly attributable printing-services total.
    - Evidence informing base-year allocation inputs; displayed values and growth are calculated: Canadian online versus other print-sales values constrain parcel exposure, with explicit value-to-unit and geographic limitations.
    - Evidence informing forecast-year allocation inputs; displayed values and growth are calculated: Canadian online versus other print-sales values constrain parcel exposure, with explicit value-to-unit and geographic limitations.
    - Evidence informing base-year allocation inputs; displayed values and growth are calculated: The print-channel value mix supplies a limited parcel-demand proxy, not observed envelope purchases.
    - Evidence informing forecast-year allocation inputs; displayed values and growth are calculated: The print-channel value mix supplies a limited parcel-demand proxy, not observed envelope purchases.
    - Evidence informing base-year allocation inputs; displayed values and growth are calculated: The print-channel value mix supplies a limited parcel-demand proxy, not observed bag purchases.
    - Evidence informing forecast-year allocation inputs; displayed values and growth are calculated: The print-channel value mix supplies a limited parcel-demand proxy, not observed bag purchases.
    - Evidence informing base-year allocation inputs; displayed values and growth are calculated: Modest observed online-print growth qualifies aggressive parcel-related wrapping assumptions.
    - Evidence informing forecast-year allocation inputs; displayed values and growth are calculated: Modest observed online-print growth qualifies aggressive parcel-related wrapping assumptions.
    - Evidence informing base-year allocation inputs; displayed values and growth are calculated: Channel activity constrains the modeled delivery-pack population requiring separate protection.
    - Evidence informing forecast-year allocation inputs; displayed values and growth are calculated: Channel activity constrains the modeled delivery-pack population requiring separate protection.
    - Evidence informing base-year allocation inputs; displayed values and growth are calculated: Channel activity constrains the modeled delivery-pack population requiring closures.
    - Evidence informing forecast-year allocation inputs; displayed values and growth are calculated: Channel activity constrains the modeled delivery-pack population requiring closures.
11. U.S. Census Bureau - Books Printing: Shipments, annual table
    - Evidence informing the 2017 market-value input; displayed series and growth include calculations: U.S. books-printing shipments were USD xx.xx in 2017; this is a national production anchor for the historical model.
    - Evidence informing the 2018 market-value input; displayed series and growth include calculations: U.S. books-printing shipments were USD xx.xx in 2018.
    - Evidence informing the 2019 market-value input; displayed series and growth include calculations: U.S. books-printing shipments were USD xx.xx in 2019.
    - Evidence informing the 2020 market-value input; displayed series and growth include calculations: U.S. books-printing shipments were USD xx.xx in 2020.
    - Evidence informing the 2021 market-value input; displayed series and growth include calculations: U.S. books-printing shipments were USD xx.xx in 2021.
    - Evidence informing the 2022 market-value input; displayed series and growth include calculations: U.S. books-printing shipments were USD xx.xx in 2022.
    - Evidence informing the 2024 market-value input; displayed series and growth include calculations: U.S. books-printing shipments were USD xx.xx in 2024. This national industrial measure is narrower than the composite global service boundary.

12. U.S. Census Bureau - Book Publishers, All Establishments: Revenue, annual table
    - Evidence informing the 2024 market-value input; displayed series and growth include calculations: The Census annual series reports USD xx.xx of U.S. book-publisher revenue for 2024. A modeled xx.xx% physical-book proportion excludes digital and other adjacent receipts.
    - Evidence informing the 2025 market-value input; displayed series and growth include calculations: The 2024 Census observation replaces an older survey-based U.S. revenue bridge in the demand pool underlying 2025.
13. Scholastic Corporation - Form 10-K for the year ended May 31, 2025
    - Evidence informing the 2024 market-value input; displayed series and growth include calculations: Scholastic's fiscal 2024 product, service, production and inventory-reserve costs were xx.xx% of revenue; postage, freight, shipping, fulfillment and other costs were xx.xx%. These broad categories constrain, but do not directly establish, eligible outsourced-service spending.
    - Evidence informing the 2025 market-value input; displayed series and growth include calculations: The corresponding fiscal 2025 proportions were xx.xx% and xx.xx%. Royalties and prepublication amortization are separately disclosed, allowing their exclusion from the service-market bridge.
14. CEWE achieves all targets in 2025 and aims to further increase revenue and earnings in 2026
    - Evidence informing the 2025 market-value input; displayed series and growth include calculations: CEWE reported xx.xx CEWE PHOTOBOOK copies in 2025 versus xx.xx in 2024, supporting a positive specialty-book volume assumption without establishing global adoption.
    - Evidence informing the 2026 market-value input; displayed series and growth include calculations: Observed 2025 photobook growth informs the specialty-demand assumption for 2026; the market value remains modeled.
    - Evidence informing the 2032 market-value input; displayed series and growth include calculations: The observed specialty-book activity is a starting condition for the forecast, not independent proof of continued growth through 2032.
    - Evidence informing the 2040 market-value input; displayed series and growth include calculations: The forecast explicitly slows specialty-demand growth after 2032; this source supplies the initial commercial observation, not the long-term growth rate.
    - Evidence informing base-year allocation inputs; displayed values and growth are calculated: Reported photobook copies rose from xx.xx to xx.xx; the narrower 2026 target qualifies strong specialty-growth assumptions.
    - Evidence informing forecast-year allocation inputs; displayed values and growth are calculated: Reported photobook copies rose from xx.xx to xx.xx; the narrower 2026 target qualifies strong specialty-growth assumptions.
    - Evidence informing base-year allocation inputs; displayed values and growth are calculated: Specialty-book activity constrains the presentation-demand scenario but does not measure gift-box attachment.
    - Evidence informing forecast-year allocation inputs; displayed values and growth are calculated: Specialty-book activity constrains the presentation-demand scenario but does not measure gift-box attachment.
15. Paperback Printing Cost - Kindle Direct Publishing
    - Evidence informing the 2025 market-value input; displayed series and growth include calculations: The inspected U.S. paperback schedule charges USD xx.xx plus USD xx.xx per page for the specified regular-trim black-ink category. It provides a contemporary commercial price comparison for the assumed USD xx.xx self-publishing production receipt, not an observed historical price or volume.
    - Evidence informing the 2026 market-value input; displayed series and growth include calculations: The schedule distinguishes printing charges from royalties and retail list prices, supporting the production-receipt boundary used in the estimate.
16. European Book Publishing Statistics 2017
    - Evidence informing the 2017 market-value input; displayed series and growth include calculations: The association's primary survey reports approximately EUR xx.xx of European net publisher revenue for 2017, constraining the pre-pandemic demand level.

17. European Book Publishing Statistics 2019
    - Evidence informing the 2018 market-value input; displayed series and growth include calculations: The association reports approximately EUR xx.xx of publisher revenue for 2018.
    - Evidence informing the 2019 market-value input; displayed series and growth include calculations: The association reports approximately EUR xx.xx for 2019 and identifies a questionnaire change that limits exact comparability with earlier observations.
18. 2021 年新闻出版产业分析报告
    - Evidence informing the 2020 market-value input; displayed series and growth include calculations: The official report's 2021 comparison identifies a substantial rebound from 2020, constraining the pandemic-recovery bridge.
    - Evidence informing the 2021 market-value input; displayed series and growth include calculations: China reported xx.xx book copies or sheets in 2021, up xx.xx%; the report also distinguishes textbook output and reprints.
19. European Book Publishing Statistics 2023
    - Evidence informing the 2022 market-value input; displayed series and growth include calculations: European net publisher revenue was approximately EUR xx.xx in 2022; the association describes paper-cost pressure and price-led growth.
20. GPOExpress Program Pricing Guide - November 2024
    - Evidence informing base-year allocation inputs; displayed values and growth are calculated: USD xx.xx hand folding provides a handling-cost comparison; the complete band realization remains modeled.
    - Evidence informing forecast-year allocation inputs; displayed values and growth are calculated: USD xx.xx hand folding provides a handling-cost comparison; the complete band realization remains modeled.
    - Evidence informing base-year allocation inputs; displayed values and growth are calculated: USD xx.xx per shrink wrap anchors a small-run comparison, not the assumed global realization.
    - Evidence informing forecast-year allocation inputs; displayed values and growth are calculated: USD xx.xx per shrink wrap anchors a small-run comparison, not the assumed global realization.
    - Evidence informing base-year allocation inputs; displayed values and growth are calculated: USD xx.xx auxiliary insertion supplies a handling-price comparison, not protective-material sales.
    - Evidence informing forecast-year allocation inputs; displayed values and growth are calculated: USD xx.xx auxiliary insertion supplies a handling-price comparison, not protective-material sales.
21. Hardcover Book Protection: Dust Jackets or Slipcases?
    - Evidence informing base-year allocation inputs; displayed values and growth are calculated: Own-product EXW slipcase prices of USD xx.xx, USD xx.xx and USD xx.xx at xx.xx xx.xx and xx.xx units constrain relative realizations.
    - Evidence informing forecast-year allocation inputs; displayed values and growth are calculated: Own-product EXW slipcase prices of USD xx.xx, USD xx.xx and USD xx.xx at xx.xx xx.xx and xx.xx units constrain relative realizations.

22. Book Printing Cost in China: How Printing Prices Are Calculated
    - Evidence informing base-year allocation inputs; displayed values and growth are calculated: Approximately USD xx.xx per export carton including basic packing materials constrains the bulk-package budget; the container allocation is modeled.
    - Evidence informing forecast-year allocation inputs; displayed values and growth are calculated: Approximately USD xx.xx per export carton including basic packing materials constrains the bulk-package budget; the container allocation is modeled.
    - Evidence informing base-year allocation inputs; displayed values and growth are calculated: The inclusive carton quotation constrains combined spending; its cushioning split is assumed.
    - Evidence informing forecast-year allocation inputs; displayed values and growth are calculated: The inclusive carton quotation constrains combined spending; its cushioning split is assumed.
    - Evidence informing base-year allocation inputs; displayed values and growth are calculated: The inclusive carton quotation constrains combined spending; its closure split is assumed.
    - Evidence informing forecast-year allocation inputs; displayed values and growth are calculated: The inclusive carton quotation constrains combined spending; its closure split is assumed.
23. Make Believe Ideas - Independent Retail Catalog 2025
    - Evidence informing base-year allocation inputs; displayed values and growth are calculated: The 2025 catalog identifies activity books with cover-mounted blisters, establishing book-specific participation but not packaging revenue or volume.
    - Evidence informing forecast-year allocation inputs; displayed values and growth are calculated: The 2025 catalog identifies activity books with cover-mounted blisters, establishing book-specific participation but not packaging revenue or volume.
24. Bookmobile - Request Book Printing Quotes the Right Way to Save Money
    - Evidence informing base-year allocation inputs; displayed values and growth are calculated: The printer's bookstore-oriented purchasing guidance cautions against universal shrink-wrap attachment.
    - Evidence informing forecast-year allocation inputs; displayed values and growth are calculated: The printer's bookstore-oriented purchasing guidance cautions against universal shrink-wrap attachment.
25. Digital Book Printing - Bookmobile
    - Evidence informing base-year allocation inputs; displayed values and growth are calculated: The current book-production portfolio separately offers poly bags, supporting commercial category participation rather than a sales weight.
    - Evidence informing forecast-year allocation inputs; displayed values and growth are calculated: The current book-production portfolio separately offers poly bags, supporting commercial category participation rather than a sales weight.
    - Evidence informing base-year allocation inputs; displayed values and growth are calculated: The current portfolio offers shrink-wrap independently of other finishing options.
    - Evidence informing forecast-year allocation inputs; displayed values and growth are calculated: The current portfolio offers shrink-wrap independently of other finishing options.
26. Sell Books on Shopify - Lulu
    - Evidence informing forecast-year allocation inputs; displayed values and growth are calculated: The offered storefront-to-print-and-ship route supports an accessible production-linked parcel channel, not assumed demand.
    - Evidence informing forecast-year allocation inputs; displayed values and growth are calculated: Direct fulfillment availability supports the parcel-use scenario without establishing envelope mix.
    - Evidence informing forecast-year allocation inputs; displayed values and growth are calculated: Direct fulfillment availability supports the parcel-use scenario without establishing bag mix.

27. European Commission - New EU Rules on Packaging Enter into Application
    - Evidence informing forecast-year allocation inputs; displayed values and growth are calculated: Regional packaging minimization supports a directional right-sizing premise, not a measured global box-price effect.
    - Evidence informing forecast-year allocation inputs; displayed values and growth are calculated: Waste-reduction requirements inform the bounded substitution scenario; they do not quantify band adoption.
    - Evidence informing forecast-year allocation inputs; displayed values and growth are calculated: Regional circularity requirements inform lower lightweight-bag exposure without implying a global book-bag ban.
    - Evidence informing forecast-year allocation inputs; displayed values and growth are calculated: Material substitution remains partly internal to the combined film-and-paper category.
    - Evidence informing forecast-year allocation inputs; displayed values and growth are calculated: Regional recyclability pressure informs the niche substitution scenario, not an observed blister-sales decline.
    - Evidence informing forecast-year allocation inputs; displayed values and growth are calculated: Empty-space reduction provides a directional premise for lower cushioning allowance per individual box.

9.1. Boxes & Lidded Cases

Table 64. Global Book Printing & Packaging Services Market Size, by Boxes & Lidded Cases, by Region, 2017-2040 (USD Million)

Region	2017	2024	2025	2026	2027	2032	2040	CAGR (%)
Africa	xx.xx	xx.xx	xx.xx	xx.xx	xx.xx	xx.xx	xx.xx	xx.xx
Asia-Pacific	xx.xx	xx.xx	xx.xx	xx.xx	xx.xx	xx.xx	xx.xx	xx.xx
Europe	xx.xx	xx.xx	xx.xx	xx.xx	xx.xx	xx.xx	xx.xx	xx.xx
Latin America	xx.xx	xx.xx	xx.xx	xx.xx	xx.xx	xx.xx	xx.xx	xx.xx
Middle East	xx.xx	xx.xx	xx.xx	xx.xx	xx.xx	xx.xx	xx.xx	xx.xx
North America	xx.xx	xx.xx	xx.xx	xx.xx	xx.xx	xx.xx	xx.xx	xx.xx
Total	**xx.xx**	**xx.xx**	**xx.xx**	**xx.xx**	**xx.xx**	**xx.xx**	**xx.xx**	**xx.xx**

Table 65. Global Book Printing & Packaging Services Market Size, by Boxes & Lidded Cases, by Group, 2017-2040 (USD Million)

Group	2017	2024	2025	2026	2027	2032	2040	CAGR (%)
ASEAN	xx.xx	xx.xx	xx.xx	xx.xx	xx.xx	xx.xx	xx.xx	xx.xx
BRICS	xx.xx	xx.xx	xx.xx	xx.xx	xx.xx	xx.xx	xx.xx	xx.xx
European Union	xx.xx	xx.xx	xx.xx	xx.xx	xx.xx	xx.xx	xx.xx	xx.xx
G7	xx.xx	xx.xx	xx.xx	xx.xx	xx.xx	xx.xx	xx.xx	xx.xx
GCC	xx.xx	xx.xx	xx.xx	xx.xx	xx.xx	xx.xx	xx.xx	xx.xx
NATO	xx.xx	xx.xx	xx.xx	xx.xx	xx.xx	xx.xx	xx.xx	xx.xx

Table 66. Global Book Printing & Packaging Services Market Size, by Boxes & Lidded Cases, by Country, 2017-2040 (USD Million)

Country	2017	2024	2025	2026	2027	2032	2040	CAGR (%)
Australia	xx.xx	xx.xx	xx.xx	xx.xx	xx.xx	xx.xx	xx.xx	xx.xx
Brazil	xx.xx	xx.xx	xx.xx	xx.xx	xx.xx	xx.xx	xx.xx	xx.xx
Canada	xx.xx	xx.xx	xx.xx	xx.xx	xx.xx	xx.xx	xx.xx	xx.xx
China	xx.xx	xx.xx	xx.xx	xx.xx	xx.xx	xx.xx	xx.xx	xx.xx
France	xx.xx	xx.xx	xx.xx	xx.xx	xx.xx	xx.xx	xx.xx	xx.xx
Germany	xx.xx	xx.xx	xx.xx	xx.xx	xx.xx	xx.xx	xx.xx	xx.xx
India	xx.xx	xx.xx	xx.xx	xx.xx	xx.xx	xx.xx	xx.xx	xx.xx
Italy	xx.xx	xx.xx	xx.xx	xx.xx	xx.xx	xx.xx	xx.xx	xx.xx
Japan	xx.xx	xx.xx	xx.xx	xx.xx	xx.xx	xx.xx	xx.xx	xx.xx
Mexico	xx.xx	xx.xx	xx.xx	xx.xx	xx.xx	xx.xx	xx.xx	xx.xx
Russia	xx.xx	xx.xx	xx.xx	xx.xx	xx.xx	xx.xx	xx.xx	xx.xx
South Korea	xx.xx	xx.xx	xx.xx	xx.xx	xx.xx	xx.xx	xx.xx	xx.xx
Spain	xx.xx	xx.xx	xx.xx	xx.xx	xx.xx	xx.xx	xx.xx	xx.xx
United Kingdom	xx.xx	xx.xx	xx.xx	xx.xx	xx.xx	xx.xx	xx.xx	xx.xx
United States	xx.xx	xx.xx	xx.xx	xx.xx	xx.xx	xx.xx	xx.xx	xx.xx
Others	xx.xx	xx.xx	xx.xx	xx.xx	xx.xx	xx.xx	xx.xx	xx.xx
Total	**xx.xx**	**xx.xx**	**xx.xx**	**xx.xx**	**xx.xx**	**xx.xx**	**xx.xx**	**xx.xx**

Sources & Evidence

1. EDItEUR - ONIX Codelists Issue 75, List 80: Product Packaging Type
   - Taxonomy evidence: Lidded boxes, carrying cases, and tins are recognized constructions. ([ns.editeur.org](https://ns.editeur.org/onix/en/xx.xx))
   - Evidence informing base-year allocation inputs; displayed values and growth are calculated: Distinguishes lidded boxes from slipcase-style boxed sets.
   - Evidence informing forecast-year allocation inputs; displayed values and growth are calculated: Distinguishes lidded boxes from slipcase-style boxed sets.
2. ONIX Codelists Issue 74 - List 80, Code 09: In Box (with Lid)
   - Taxonomy evidence: Code xx.xx recognizes boxes with separate or hinged lids and distinguishes them from slipcase-style boxed sets. ([ns.editeur.org](https://ns.editeur.org/onix/en/xx.xx/xx.xx))
3. U.S. Government Publishing Office - Jacket 420-111 R2: Vol. V in History of Acquisition in the Department of Defense
   - Taxonomy evidence: Individual book-mailing containers are purchased in addition to the bound book and dust jacket. ([gpo.gov](https://www.gpo.gov/docs/default-source/contracts/xx.xx-r2ae071430b44a64308413ff08001d133d.pdf))

4. European Book Publishing Statistics 2024
   - Evidence informing the 2024 market-value input; displayed series and growth include calculations: European publishers reported approximately EUR xx.xx of net book-sales revenue in 2024. The disclosed ebook and audiobook proportions inform the modeled xx.xx% physical-book revenue proportion; publisher revenue is an input, not printing-service revenue.
   - Evidence informing the 2025 market-value input; displayed series and growth include calculations: The 2024 publisher-revenue and format observations provide the European demand input carried into the 2025 estimate.
   - Evidence informing base-year allocation inputs; displayed values and growth are calculated: EUR xx.xx of 2024 publisher revenue and weakening physical volumes constrain the European demand weight and forecast, not directly observed service shares.
   ([fep-fee.eu](https://www.fep-fee.eu/European-Book-Publishing-Statistics-2024))
   - Evidence informing forecast-year allocation inputs; displayed values and growth are calculated: EUR xx.xx of 2024 publisher revenue and weakening physical volumes constrain the European demand weight and forecast, not directly observed service shares.
   ([fep-fee.eu](https://www.fep-fee.eu/European-Book-Publishing-Statistics-2024))

5. The Global Publishing Industry in 2022

- Evidence informing the 2024 market-value input; displayed series and growth include calculations: Table xx.xx supplies country-level publishing revenues and identifies differences between retail-value, publisher-revenue, print-only and prior-year observations. Selected non-European country observations are adjusted for physical formats and period before estimating production spending.
- Evidence informing the 2025 market-value input; displayed series and growth include calculations: The selected country observations contribute to the demand pool underlying the 2025 working estimate. Nielsen retail datasets elsewhere in the publication are not used.
- Evidence informing base-year allocation inputs; displayed values and growth are calculated: Country revenue/format proxies constrain commissioning weights. ([wipo.int](https://www.wipo.int/edocs/pubdocs/en/wipo-pub-xx.xx-2023-xx.xx-en-the-global-publishing-industry-in-2022.pdf))
- Evidence informing forecast-year allocation inputs; displayed values and growth are calculated: Country revenue/format proxies constrain commissioning weights. ([wipo.int](https://www.wipo.int/edocs/pubdocs/en/wipo-pub-xx.xx-2023-xx.xx-en-the-global-publishing-industry-in-2022.pdf))
- Evidence informing base-year allocation inputs; displayed values and growth are calculated: Revenue and registration proxies constrain allocation. ([wipo.int](https://www.wipo.int/edocs/pubdocs/en/wipo-pub-xx.xx-2023-xx.xx-en-the-global-publishing-industry-in-2022.pdf))
- Evidence informing forecast-year allocation inputs; displayed values and growth are calculated: Revenue and registration proxies constrain allocation. ([wipo.int](https://www.wipo.int/edocs/pubdocs/en/wipo-pub-xx.xx-2023-xx.xx-en-the-global-publishing-industry-in-2022.pdf))
- Evidence informing base-year allocation inputs; displayed values and growth are calculated: Revenue, format and title proxies constrain allocation. ([wipo.int](https://www.wipo.int/edocs/pubdocs/en/wipo-pub-xx.xx-2023-xx.xx-en-the-global-publishing-industry-in-2022.pdf))
- Evidence informing forecast-year allocation inputs; displayed values and growth are calculated: Revenue, format and title proxies constrain allocation. ([wipo.int](https://www.wipo.int/edocs/pubdocs/en/wipo-pub-xx.xx-2023-xx.xx-en-the-global-publishing-industry-in-2022.pdf))
- Evidence informing base-year allocation inputs; displayed values and growth are calculated: Turkish revenue constrains regional commissioning scale. ([wipo.int](https://www.wipo.int/edocs/pubdocs/en/wipo-pub-xx.xx-2023-xx.xx-en-the-global-publishing-industry-in-2022.pdf))
- Evidence informing forecast-year allocation inputs; displayed values and growth are calculated: Turkish revenue constrains regional commissioning scale. ([wipo.int](https://www.wipo.int/edocs/pubdocs/en/wipo-pub-xx.xx-2023-xx.xx-en-the-global-publishing-industry-in-2022.pdf))
- Evidence informing base-year allocation inputs; displayed values and growth are calculated: Nigerian registration activity supplies a modeled-demand input. ([wipo.int](https://www.wipo.int/edocs/pubdocs/en/wipo-pub-xx.xx-2023-xx.xx-en-the-global-publishing-industry-in-2022.pdf))
- Evidence informing forecast-year allocation inputs; displayed values and growth are calculated: Nigerian registration activity supplies a modeled-demand input. ([wipo.int](https://www.wipo.int/edocs/pubdocs/en/wipo-pub-xx.xx-2023-xx.xx-en-the-global-publishing-industry-in-2022.pdf))
- Evidence informing base-year allocation inputs; displayed values and growth are calculated: Country revenue, format and registration proxies constrain allocation. ([wipo.int](https://www.wipo.int/edocs/pubdocs/en/wipo-pub-xx.xx-2023-xx.xx-en-the-global-publishing-industry-in-2022.pdf))
- Evidence informing forecast-year allocation inputs; displayed values and growth are calculated: Country revenue, format and registration proxies constrain allocation. ([wipo.int](https://www.wipo.int/edocs/pubdocs/en/wipo-pub-xx.xx-2023-xx.xx-en-the-global-publishing-industry-in-2022.pdf))

6. 2024 年新闻出版统计公报

   · Evidence informing the 2024 market-value input; displayed series and growth include calculations: For 2024, the official table reports xx.xx book copies or sheets and CNY xx.xx of book-publishing revenue. These constrain the demand bridge and historical contraction, rather than directly measuring printing-service sales.

   · Evidence informing the 2025 market-value input; displayed series and growth include calculations: The 2024 book-publishing observation supplies the Chinese demand primitive for the 2025 model.

   · Evidence informing base-year allocation inputs; displayed values and growth are calculated: 2024 book-publishing revenue of CNY xx.xx supplies the physical-demand proxy; reported output contraction qualifies growth assumptions. ([nppa.gov.cn](https://www.nppa.gov.cn/xxgk/fdzdgknr/tjxx/xx.xx/P020251218382424228218.pdf))

   · Evidence informing forecast-year allocation inputs; displayed values and growth are calculated: 2024 book-publishing revenue of CNY xx.xx supplies the physical-demand proxy; reported output contraction qualifies growth assumptions. ([nppa.gov.cn](https://www.nppa.gov.cn/xxgk/fdzdgknr/tjxx/xx.xx/P020251218382424228218.pdf))

   · Evidence informing base-year allocation inputs; displayed values and growth are calculated: The Chinese book-publishing observation is a major regional demand input, distinct from all printing and packaging industry revenue. ([nppa.gov.cn](https://www.nppa.gov.cn/xxgk/fdzdgknr/tjxx/xx.xx/P020251218382424228218.pdf))

   · Evidence informing forecast-year allocation inputs; displayed values and growth are calculated: The Chinese book-publishing observation is a major regional demand input, distinct from all printing and packaging industry revenue. ([nppa.gov.cn](https://www.nppa.gov.cn/xxgk/fdzdgknr/tjxx/xx.xx/P020251218382424228218.pdf))

7. Foreign Exchange Rates - G.5A Annual, January 5, 2026

   · Evidence informing the 2024 market-value input; displayed series and growth include calculations: The official 2024 annual-average conversion inputs are USD xx.xx per EUR, CNY xx.xx per USD and CAD xx.xx per USD.

   · Evidence informing the 2025 market-value input; displayed series and growth include calculations: The exchange-rate table establishes the conversion basis of the preceding-year demand inputs used in the 2025 estimate; subsequent effective-USD price assumptions are modeled separately.

8. Book publishing industry, 2024 - Statistics Canada
   - Evidence informing the 2024 market-value input; displayed series and growth include calculations: Canadian publishers reported CAD xx.xx of print sales outside the online category and CAD xx.xx of online print sales in 2024. Their sum, rather than total operating revenue, supplies the physical-book demand input.
   - Evidence informing the 2025 market-value input; displayed series and growth include calculations: Reported cost of goods sold of CAD xx.xx, up CAD xx.xx from 2022, supplies a cost-pressure cross-check, not a directly attributable printing-services total.
   - Evidence informing base-year allocation inputs; displayed values and growth are calculated: CAD xx.xx plus CAD xx.xx of print sales supplies a physical-book commissioning proxy; digital growth constrains the forecast mix. ([www150.statcan.gc.ca](https://www150.statcan.gc.ca/n1/daily-quotidien/xx.xx/dq260205b-eng.pdf))
   - Evidence informing forecast-year allocation inputs; displayed values and growth are calculated: CAD xx.xx plus CAD xx.xx of print sales supplies a physical-book commissioning proxy; digital growth constrains the forecast mix. ([www150.statcan.gc.ca](https://www150.statcan.gc.ca/n1/daily-quotidien/xx.xx/dq260205b-eng.pdf))
   - Evidence informing base-year allocation inputs; displayed values and growth are calculated: The Canadian physical-book input contributes to the North American demand index; it is publisher revenue, not service receipts. ([www150.statcan.gc.ca](https://www150.statcan.gc.ca/n1/daily-quotidien/xx.xx/dq260205b-eng.pdf))
   - Evidence informing forecast-year allocation inputs; displayed values and growth are calculated: The Canadian physical-book input contributes to the North American demand index; it is publisher revenue, not service receipts. ([www150.statcan.gc.ca](https://www150.statcan.gc.ca/n1/daily-quotidien/xx.xx/dq260205b-eng.pdf))
   - Evidence informing base-year allocation inputs; displayed values and growth are calculated: Canadian online versus other print-sales values constrain parcel exposure, with explicit value-to-unit and geographic limitations.
   - Evidence informing forecast-year allocation inputs; displayed values and growth are calculated: Canadian online versus other print-sales values constrain parcel exposure, with explicit value-to-unit and geographic limitations.
9. U.S. Census Bureau - Books Printing: Shipments, annual table
   - Evidence informing the 2017 market-value input; displayed series and growth include calculations: U.S. books-printing shipments were USD xx.xx in 2017; this is a national production anchor for the historical model.
   - Evidence informing the 2018 market-value input; displayed series and growth include calculations: U.S. books-printing shipments were USD xx.xx in 2018.
   - Evidence informing the 2019 market-value input; displayed series and growth include calculations: U.S. books-printing shipments were USD xx.xx in 2019.
   - Evidence informing the 2020 market-value input; displayed series and growth include calculations: U.S. books-printing shipments were USD xx.xx in 2020.
   - Evidence informing the 2021 market-value input; displayed series and growth include calculations: U.S. books-printing shipments were USD xx.xx in 2021.
   - Evidence informing the 2022 market-value input; displayed series and growth include calculations: U.S. books-printing shipments were USD xx.xx in 2022.
   - Evidence informing the 2024 market-value input; displayed series and growth include calculations: U.S. books-printing shipments were USD xx.xx in 2024. This national industrial measure is narrower than the composite global service boundary.

10. U.S. Census Bureau - Book Publishers, All Establishments: Revenue, annual table
    - Evidence informing the 2024 market-value input; displayed series and growth include calculations: The Census annual series reports USD xx.xx of U.S. book-publisher revenue for 2024. A modeled xx.xx% physical-book proportion excludes digital and other adjacent receipts.
    - Evidence informing the 2025 market-value input; displayed series and growth include calculations: The 2024 Census observation replaces an older survey-based U.S. revenue bridge in the demand pool underlying 2025.
    - Evidence informing base-year allocation inputs; displayed values and growth are calculated: The official Census revenue-series page defines the publisher-receipt measure underlying the retained U.S. input; the exact 2024 cell was not independently re-extracted. ([fred.stlouisfed.org](https://fred.stlouisfed.org/data/AIES51113RCT00US))
    - Evidence informing forecast-year allocation inputs; displayed values and growth are calculated: The official Census revenue-series page defines the publisher-receipt measure underlying the retained U.S. input; the exact 2024 cell was not independently re-extracted. ([fred.stlouisfed.org](https://fred.stlouisfed.org/data/AIES51113RCT00US))
11. Scholastic Corporation - Form 10-K for the year ended May 31, 2025
    - Evidence informing the 2024 market-value input; displayed series and growth include calculations: Scholastic's fiscal 2024 product, service, production and inventory-reserve costs were xx.xx% of revenue; postage, freight, shipping, fulfillment and other costs were xx.xx%. These broad categories constrain, but do not directly establish, eligible outsourced-service spending.
    - Evidence informing the 2025 market-value input; displayed series and growth include calculations: The corresponding fiscal 2025 proportions were xx.xx% and xx.xx%. Royalties and prepublication amortization are separately disclosed, allowing their exclusion from the service-market bridge.
12. CEWE achieves all targets in 2025 and aims to further increase revenue and earnings in 2026
    - Evidence informing the 2025 market-value input; displayed series and growth include calculations: CEWE reported xx.xx CEWE PHOTOBOOK copies in 2025 versus xx.xx in 2024, supporting a positive specialty-book volume assumption without establishing global adoption.
    - Evidence informing the 2026 market-value input; displayed series and growth include calculations: Observed 2025 photobook growth informs the specialty-demand assumption for 2026; the market value remains modeled.
    - Evidence informing the 2032 market-value input; displayed series and growth include calculations: The observed specialty-book activity is a starting condition for the forecast, not independent proof of continued growth through 2032.
    - Evidence informing the 2040 market-value input; displayed series and growth include calculations: The forecast explicitly slows specialty-demand growth after 2032; this source supplies the initial commercial observation, not the long-term growth rate.
    - Evidence informing base-year allocation inputs; displayed values and growth are calculated: Company photobook activity constrains the materiality of specialty commissions; it does not establish the modeled European specialty multiplier or continued growth through 2032. ([ir.cewe.de](https://ir.cewe.de/en/news/cewe-achieves-all-targets-in-2025-and-aims-to-further-increase-revenue-and-earnings-in/70292c17-c943-xx.xx-bd11-4323b6ce54d8))
    - Evidence informing forecast-year allocation inputs; displayed values and growth are calculated: Company photobook activity constrains the materiality of specialty commissions; it does not establish the modeled European specialty multiplier or continued growth through 2032. ([ir.cewe.de](https://ir.cewe.de/en/news/cewe-achieves-all-targets-in-2025-and-aims-to-further-increase-revenue-and-earnings-in/70292c17-c943-xx.xx-bd11-4323b6ce54d8))
    - Evidence informing base-year allocation inputs; displayed values and growth are calculated: Specialty-book activity constrains the presentation-demand scenario but does not measure gift-box attachment.
    - Evidence informing forecast-year allocation inputs; displayed values and growth are calculated: Specialty-book activity constrains the presentation-demand scenario but does not measure gift-box attachment.

13. Paperback Printing Cost - Kindle Direct Publishing
    - Evidence informing the 2025 market-value input; displayed series and growth include calculations: The inspected U.S. paperback schedule charges USD xx.xx plus USD xx.xx per page for the specified regular-trim black-ink category. It provides a contemporary commercial price comparison for the assumed USD xx.xx self-publishing production receipt, not an observed historical price or volume.
    - Evidence informing the 2026 market-value input; displayed series and growth include calculations: The schedule distinguishes printing charges from royalties and retail list prices, supporting the production-receipt boundary used in the estimate.
14. European Book Publishing Statistics 2017
    - Evidence informing the 2017 market-value input; displayed series and growth include calculations: The association's primary survey reports approximately EUR xx.xx of European net publisher revenue for 2017, constraining the pre-pandemic demand level.
15. European Book Publishing Statistics 2019
    - Evidence informing the 2018 market-value input; displayed series and growth include calculations: The association reports approximately EUR xx.xx of publisher revenue for 2018.
    - Evidence informing the 2019 market-value input; displayed series and growth include calculations: The association reports approximately EUR xx.xx for 2019 and identifies a questionnaire change that limits exact comparability with earlier observations.
16. 2021 年新闻出版产业分析报告
    - Evidence informing the 2020 market-value input; displayed series and growth include calculations: The official report's 2021 comparison identifies a substantial rebound from 2020, constraining the pandemic-recovery bridge.
    - Evidence informing the 2021 market-value input; displayed series and growth include calculations: China reported xx.xx book copies or sheets in 2021, up xx.xx%; the report also distinguishes textbook output and reprints.
17. European Book Publishing Statistics 2023
    - Evidence informing the 2022 market-value input; displayed series and growth include calculations: European net publisher revenue was approximately EUR xx.xx in 2022; the association describes paper-cost pressure and price-led growth.
18. Foreign Exchange Rates - G.5A Annual, January 5, 2026
    - Evidence informing base-year allocation inputs; displayed values and growth are calculated: Official annual-average exchange-rate methodology supports the frozen common-USD conversion convention; it does not measure service demand. ([federalreserve.gov](https://www.federalreserve.gov/releases/g5a/xx.xx/))
    - Evidence informing forecast-year allocation inputs; displayed values and growth are calculated: Official annual-average exchange-rate methodology supports the frozen common-USD conversion convention; it does not measure service demand. ([federalreserve.gov](https://www.federalreserve.gov/releases/g5a/xx.xx/))
    - Evidence informing base-year allocation inputs; displayed values and growth are calculated: The annual currency-conversion convention prevents mixing local-currency demand inputs with USD allocation weights. ([federalreserve.gov](https://www.federalreserve.gov/releases/g5a/xx.xx/))
    - Evidence informing forecast-year allocation inputs; displayed values and growth are calculated: The annual currency-conversion convention prevents mixing local-currency demand inputs with USD allocation weights. ([federalreserve.gov](https://www.federalreserve.gov/releases/g5a/xx.xx/))
19. GCC Statistical Center - Education Statistics 2024 announcement, March 23, 2026
    - Evidence informing base-year allocation inputs; displayed values and growth are calculated: Approximately xx.xx general-school pupils constrain the regional educational customer pool; national apportionment and monetization are assumed. ([gccstat.org](https://www.gccstat.org/news/xx.xx))
    - Evidence informing forecast-year allocation inputs; displayed values and growth are calculated: Approximately xx.xx general-school pupils constrain the regional educational customer pool; national apportionment and monetization are assumed. ([gccstat.org](https://www.gccstat.org/news/xx.xx))

20. South African Book Publishing Industry Survey 2023-2024
    - Evidence informing base-year allocation inputs; displayed values and growth are calculated: The transparent national publisher survey supplies a regional commercial comparator, not an observed African printing-service total. ([publishsa.co.za](https://publishsa.co.za/wp-content/uploads/2025/xx.xx/South-African-Book-Publishing-Industry-Survey-2023-2024.pdf))
    - Evidence informing forecast-year allocation inputs; displayed values and growth are calculated: The transparent national publisher survey supplies a regional commercial comparator, not an observed African printing-service total. ([publishsa.co.za](https://publishsa.co.za/wp-content/uploads/2025/xx.xx/South-African-Book-Publishing-Industry-Survey-2023-2024.pdf))
21. Ministry of Education - Press conference release, December 17, 2024
    - Evidence informing base-year allocation inputs; displayed values and growth are calculated: The announced increase in annual NCERT textbook printing from xx.xx to xx.xx supports an educational-demand mechanism, not realized supplier receipts or the modeled forecast share. ([education.gov.in](https://www.education.gov.in/sites/upload_files/mhrd/files/PIB%20releae%20of%20the%20Press%20Conference%20held%20today.pdf))
    - Evidence informing forecast-year allocation inputs; displayed values and growth are calculated: The announced increase in annual NCERT textbook printing from xx.xx to xx.xx supports an educational-demand mechanism, not realized supplier receipts or the modeled forecast share. ([education.gov.in](https://www.education.gov.in/sites/upload_files/mhrd/files/PIB%20releae%20of%20the%20Press%20Conference%20held%20today.pdf))
22. Global Connect - Ingram Content Group
    - Evidence informing base-year allocation inputs; displayed values and growth are calculated: Agreement-dependent network access does not quantify Brazilian commissions or guarantee institutional awards. ([resources.ingramcontent.com](https://resources.ingramcontent.com/publishers/global-connect))
    - Evidence informing forecast-year allocation inputs; displayed values and growth are calculated: Agreement-dependent network access does not quantify Brazilian commissions or guarantee institutional awards. ([resources.ingramcontent.com](https://resources.ingramcontent.com/publishers/global-connect))
23. Paperback and Hardcover Distribution Rights - Kindle Direct Publishing
    - Evidence informing base-year allocation inputs; displayed values and growth are calculated: The marketplace-specific physical-book distribution restriction is not evidence of zero Mexican printing and packaging demand. ([kdp.amazon.com](https://kdp.amazon.com/en_US/help/topic/G201834280))
    - Evidence informing forecast-year allocation inputs; displayed values and growth are calculated: The marketplace-specific physical-book distribution restriction is not evidence of zero Mexican printing and packaging demand. ([kdp.amazon.com](https://kdp.amazon.com/en_US/help/topic/G201834280))
24. U.S. Government Publishing Office - Program 827-S: Federal Aviation Administration Books, Contract Pricing and Specifications
    - Evidence informing base-year allocation inputs; displayed values and growth are calculated: Historical evaluation quantities provide a container-heavy institutional purchasing counterexample, not global shipment shares.
    - Evidence informing forecast-year allocation inputs; displayed values and growth are calculated: Historical evaluation quantities provide a container-heavy institutional purchasing counterexample, not global shipment shares.
25. U.S. Government Publishing Office - Print Order Form 2511 Instructions
    - Evidence informing base-year allocation inputs; displayed values and growth are calculated: Distinguishes internal packaging, container quantities and pallet requirements.
    - Evidence informing forecast-year allocation inputs; displayed values and growth are calculated: Distinguishes internal packaging, container quantities and pallet requirements.

26. Book Printing Cost in China: How Printing Prices Are Calculated
    - Evidence informing base-year allocation inputs; displayed values and growth are calculated: Approximately USD xx.xx per export carton including basic packing materials constrains the bulk-package budget; the container allocation is modeled.
    - Evidence informing forecast-year allocation inputs; displayed values and growth are calculated: Approximately USD xx.xx per export carton including basic packing materials constrains the bulk-package budget; the container allocation is modeled.
27. Sell Books on Shopify - Lulu
    - Evidence informing forecast-year allocation inputs; displayed values and growth are calculated: The offered storefront-to-print-and-ship route supports an accessible production-linked parcel channel, not assumed demand.
28. European Commission - New EU Rules on Packaging Enter into Application
    - Evidence informing forecast-year allocation inputs; displayed values and growth are calculated: Regional packaging minimization supports a directional right-sizing premise, not a measured global box-price effect.

9.2. Film & Paper Wraps

Table 67. Global Book Printing & Packaging Services Market Size, by Film & Paper Wraps, by Region, 2017-2040 (USD Million)

Region	2017	2024	2025	2026	2027	2032	2040	CAGR (%)
Africa	xx.xx	xx.xx	xx.xx	xx.xx	xx.xx	xx.xx	xx.xx	xx.xx
Asia-Pacific	xx.xx	xx.xx	xx.xx	xx.xx	xx.xx	xx.xx	xx.xx	xx.xx
Europe	xx.xx	xx.xx	xx.xx	xx.xx	xx.xx	xx.xx	xx.xx	xx.xx
Latin America	xx.xx	xx.xx	xx.xx	xx.xx	xx.xx	xx.xx	xx.xx	xx.xx
Middle East	xx.xx	xx.xx	xx.xx	xx.xx	xx.xx	xx.xx	xx.xx	xx.xx
North America	xx.xx	xx.xx	xx.xx	xx.xx	xx.xx	xx.xx	xx.xx	xx.xx
Total	**xx.xx**	**xx.xx**	**xx.xx**	**xx.xx**	**xx.xx**	**xx.xx**	**xx.xx**	**xx.xx**

Table 68. Global Book Printing & Packaging Services Market Size, by Film & Paper Wraps, by Group, 2017-2040 (USD Million)

Group	2017	2024	2025	2026	2027	2032	2040	CAGR (%)
ASEAN	xx.xx	xx.xx	xx.xx	xx.xx	xx.xx	xx.xx	xx.xx	xx.xx
BRICS	xx.xx	xx.xx	xx.xx	xx.xx	xx.xx	xx.xx	xx.xx	xx.xx
European Union	xx.xx	xx.xx	xx.xx	xx.xx	xx.xx	xx.xx	xx.xx	xx.xx
G7	xx.xx	xx.xx	xx.xx	xx.xx	xx.xx	xx.xx	xx.xx	xx.xx
GCC	xx.xx	xx.xx	xx.xx	xx.xx	xx.xx	xx.xx	xx.xx	xx.xx
NATO	xx.xx	xx.xx	xx.xx	xx.xx	xx.xx	xx.xx	xx.xx	xx.xx

Table 69. Global Book Printing & Packaging Services Market Size, by Film & Paper Wraps, by Country, 2017-2040 (USD Million)

Country	2017	2024	2025	2026	2027	2032	2040	CAGR (%)
Australia	xx.xx	xx.xx	xx.xx	xx.xx	xx.xx	xx.xx	xx.xx	xx.xx
Brazil	xx.xx	xx.xx	xx.xx	xx.xx	xx.xx	xx.xx	xx.xx	xx.xx
Canada	xx.xx	xx.xx	xx.xx	xx.xx	xx.xx	xx.xx	xx.xx	xx.xx
China	xx.xx	xx.xx	xx.xx	xx.xx	xx.xx	xx.xx	xx.xx	xx.xx
France	xx.xx	xx.xx	xx.xx	xx.xx	xx.xx	xx.xx	xx.xx	xx.xx
Germany	xx.xx	xx.xx	xx.xx	xx.xx	xx.xx	xx.xx	xx.xx	xx.xx
India	xx.xx	xx.xx	xx.xx	xx.xx	xx.xx	xx.xx	xx.xx	xx.xx
Italy	xx.xx	xx.xx	xx.xx	xx.xx	xx.xx	xx.xx	xx.xx	xx.xx
Japan	xx.xx	xx.xx	xx.xx	xx.xx	xx.xx	xx.xx	xx.xx	xx.xx
Mexico	xx.xx	xx.xx	xx.xx	xx.xx	xx.xx	xx.xx	xx.xx	xx.xx
Russia	xx.xx	xx.xx	xx.xx	xx.xx	xx.xx	xx.xx	xx.xx	xx.xx
South Korea	xx.xx	xx.xx	xx.xx	xx.xx	xx.xx	xx.xx	xx.xx	xx.xx
Spain	xx.xx	xx.xx	xx.xx	xx.xx	xx.xx	xx.xx	xx.xx	xx.xx
United Kingdom	xx.xx	xx.xx	xx.xx	xx.xx	xx.xx	xx.xx	xx.xx	xx.xx
United States	xx.xx	xx.xx	xx.xx	xx.xx	xx.xx	xx.xx	xx.xx	xx.xx
Others	xx.xx	xx.xx	xx.xx	xx.xx	xx.xx	xx.xx	xx.xx	xx.xx
Total	**xx.xx**	**xx.xx**	**xx.xx**	**xx.xx**	**xx.xx**	**xx.xx**	**xx.xx**	**xx.xx**

Sources & Evidence

1. EDItEUR - ONIX Codelists Issue 75, List 80: Product Packaging Type
   - Taxonomy evidence: Shrink wrapping is separately recognized. ([ns.editeur.org](https://ns.editeur.org/onix/en/xx.xx))
   - Taxonomy evidence: Shrink wrapping is recognized independently of boxes and slipcases. ([ns.editeur.org](https://ns.editeur.org/onix/en/xx.xx))
   - Evidence informing base-year allocation inputs; displayed values and growth are calculated: Separately recognizes shrink-wrapped products and bundles.
   - Evidence informing forecast-year allocation inputs; displayed values and growth are calculated: Separately recognizes shrink-wrapped products and bundles.
2. U.S. Government Publishing Office - Print Order Form 2511 Instructions
   - Taxonomy evidence: Shrink wrapping is specified separately from cartons. ([gpo.gov](https://www.gpo.gov/docs/default-source/forms-standards-pdf-files/2511_instructions.pdf))
   - Evidence informing base-year allocation inputs; displayed values and growth are calculated: Describes shrink-wrapped units nested within cartons, supporting component attribution.
   - Evidence informing forecast-year allocation inputs; displayed values and growth are calculated: Describes shrink-wrapped units nested within cartons, supporting component attribution.

3. U.S. Government Publishing Office - Program 827-S: Federal Aviation Administration Books
   · Taxonomy evidence: Wrapped shipping bundles are an explicit alternative packaging construction. ([gpo.gov](https://www.gpo.gov/docs/default-source/contract-pricing/ab0827s.pdf))
   · Evidence informing base-year allocation inputs; displayed values and growth are calculated: Includes wrapped shipping bundles as an alternative purchasing configuration.
   · Evidence informing forecast-year allocation inputs; displayed values and growth are calculated: Includes wrapped shipping bundles as an alternative purchasing configuration.
4. U.S. Government Publishing Office - Jacket 420-111 R2: Vol. V in History of Acquisition in the Department of Defense
   · Taxonomy evidence: Wrapping can be nested inside a separate mailing box, supporting component-level classification without duplicating the job total. ([gpo.gov](https://www.gpo.gov/docs/default-source/contracts/xx.xx-r2ae071430b44a64308413ff08001d133d.pdf))
5. European Book Publishing Statistics 2024
   · Evidence informing the 2024 market-value input; displayed series and growth include calculations: European publishers reported approximately EUR xx.xx of net book-sales revenue in 2024. The disclosed ebook and audiobook proportions inform the modeled xx.xx% physical-book revenue proportion; publisher revenue is an input, not printing-service revenue.
   · Evidence informing the 2025 market-value input; displayed series and growth include calculations: The 2024 publisher-revenue and format observations provide the European demand input carried into the 2025 estimate.
   · Evidence informing base-year allocation inputs; displayed values and growth are calculated: EUR xx.xx of 2024 publisher revenue and weakening physical volumes constrain the European demand weight and forecast, not directly observed service shares. ([fep-fee.eu](https://www.fep-fee.eu/European-Book-Publishing-Statistics-2024))
   · Evidence informing forecast-year allocation inputs; displayed values and growth are calculated: EUR xx.xx of 2024 publisher revenue and weakening physical volumes constrain the European demand weight and forecast, not directly observed service shares. ([fep-fee.eu](https://www.fep-fee.eu/European-Book-Publishing-Statistics-2024))

6. The Global Publishing Industry in 2022

- Evidence informing the 2024 market-value input; displayed series and growth include calculations: Table xx.xx supplies country-level publishing revenues and identifies differences between retail-value, publisher-revenue, print-only and prior-year observations. Selected non-European country observations are adjusted for physical formats and period before estimating production spending.
- Evidence informing the 2025 market-value input; displayed series and growth include calculations: The selected country observations contribute to the demand pool underlying the 2025 working estimate. Nielsen retail datasets elsewhere in the publication are not used.
- Evidence informing base-year allocation inputs; displayed values and growth are calculated: Country revenue/format proxies constrain commissioning weights. ([wipo.int](https://www.wipo.int/edocs/pubdocs/en/wipo-pub-xx.xx-2023-xx.xx-en-the-global-publishing-industry-in-2022.pdf))
- Evidence informing forecast-year allocation inputs; displayed values and growth are calculated: Country revenue/format proxies constrain commissioning weights. ([wipo.int](https://www.wipo.int/edocs/pubdocs/en/wipo-pub-xx.xx-2023-xx.xx-en-the-global-publishing-industry-in-2022.pdf))
- Evidence informing base-year allocation inputs; displayed values and growth are calculated: Revenue and registration proxies constrain allocation. ([wipo.int](https://www.wipo.int/edocs/pubdocs/en/wipo-pub-xx.xx-2023-xx.xx-en-the-global-publishing-industry-in-2022.pdf))
- Evidence informing forecast-year allocation inputs; displayed values and growth are calculated: Revenue and registration proxies constrain allocation. ([wipo.int](https://www.wipo.int/edocs/pubdocs/en/wipo-pub-xx.xx-2023-xx.xx-en-the-global-publishing-industry-in-2022.pdf))
- Evidence informing base-year allocation inputs; displayed values and growth are calculated: Revenue, format and title proxies constrain allocation. ([wipo.int](https://www.wipo.int/edocs/pubdocs/en/wipo-pub-xx.xx-2023-xx.xx-en-the-global-publishing-industry-in-2022.pdf))
- Evidence informing forecast-year allocation inputs; displayed values and growth are calculated: Revenue, format and title proxies constrain allocation. ([wipo.int](https://www.wipo.int/edocs/pubdocs/en/wipo-pub-xx.xx-2023-xx.xx-en-the-global-publishing-industry-in-2022.pdf))
- Evidence informing base-year allocation inputs; displayed values and growth are calculated: Turkish revenue constrains regional commissioning scale. ([wipo.int](https://www.wipo.int/edocs/pubdocs/en/wipo-pub-xx.xx-2023-xx.xx-en-the-global-publishing-industry-in-2022.pdf))
- Evidence informing forecast-year allocation inputs; displayed values and growth are calculated: Turkish revenue constrains regional commissioning scale. ([wipo.int](https://www.wipo.int/edocs/pubdocs/en/wipo-pub-xx.xx-2023-xx.xx-en-the-global-publishing-industry-in-2022.pdf))
- Evidence informing base-year allocation inputs; displayed values and growth are calculated: Nigerian registration activity supplies a modeled-demand input. ([wipo.int](https://www.wipo.int/edocs/pubdocs/en/wipo-pub-xx.xx-2023-xx.xx-en-the-global-publishing-industry-in-2022.pdf))
- Evidence informing forecast-year allocation inputs; displayed values and growth are calculated: Nigerian registration activity supplies a modeled-demand input. ([wipo.int](https://www.wipo.int/edocs/pubdocs/en/wipo-pub-xx.xx-2023-xx.xx-en-the-global-publishing-industry-in-2022.pdf))
- Evidence informing base-year allocation inputs; displayed values and growth are calculated: Country revenue, format and registration proxies constrain allocation. ([wipo.int](https://www.wipo.int/edocs/pubdocs/en/wipo-pub-xx.xx-2023-xx.xx-en-the-global-publishing-industry-in-2022.pdf))
- Evidence informing forecast-year allocation inputs; displayed values and growth are calculated: Country revenue, format and registration proxies constrain allocation. ([wipo.int](https://www.wipo.int/edocs/pubdocs/en/wipo-pub-xx.xx-2023-xx.xx-en-the-global-publishing-industry-in-2022.pdf))

7. 2024 年新闻出版统计公报

- Evidence informing the 2024 market-value input; displayed series and growth include calculations: For 2024, the official table reports xx.xx book copies or sheets and CNY xx.xx of book-publishing revenue. These constrain the demand bridge and historical contraction, rather than directly measuring printing-service sales.
- Evidence informing the 2025 market-value input; displayed series and growth include calculations: The 2024 book-publishing observation supplies the Chinese demand primitive for the 2025 model.
- Evidence informing base-year allocation inputs; displayed values and growth are calculated: 2024 book-publishing revenue of CNY xx.xx supplies the physical-demand proxy; reported output contraction qualifies growth assumptions. ([nppa.gov.cn](https://www.nppa.gov.cn/xxgk/fdzdgknr/tjxx/xx.xx/P020251218382424228218.pdf))
- Evidence informing forecast-year allocation inputs; displayed values and growth are calculated: 2024 book-publishing revenue of CNY xx.xx supplies the physical-demand proxy; reported output contraction qualifies growth assumptions. ([nppa.gov.cn](https://www.nppa.gov.cn/xxgk/fdzdgknr/tjxx/xx.xx/P020251218382424228218.pdf))
- Evidence informing base-year allocation inputs; displayed values and growth are calculated: The Chinese book-publishing observation is a major regional demand input, distinct from all printing and packaging industry revenue. ([nppa.gov.cn](https://www.nppa.gov.cn/xxgk/fdzdgknr/tjxx/xx.xx/P020251218382424228218.pdf))
- Evidence informing forecast-year allocation inputs; displayed values and growth are calculated: The Chinese book-publishing observation is a major regional demand input, distinct from all printing and packaging industry revenue. ([nppa.gov.cn](https://www.nppa.gov.cn/xxgk/fdzdgknr/tjxx/xx.xx/P020251218382424228218.pdf))

8. Foreign Exchange Rates - G.5A Annual, January 5, 2026

- Evidence informing the 2024 market-value input; displayed series and growth include calculations: The official 2024 annual-average conversion inputs are USD xx.xx per EUR, CNY xx.xx per USD and CAD xx.xx per USD.
- Evidence informing the 2025 market-value input; displayed series and growth include calculations: The exchange-rate table establishes the conversion basis of the preceding-year demand inputs used in the 2025 estimate; subsequent effective-USD price assumptions are modeled separately.

9. Book publishing industry, 2024 - Statistics Canada

- Evidence informing the 2024 market-value input; displayed series and growth include calculations: Canadian publishers reported CAD xx.xx of print sales outside the online category and CAD xx.xx of online print sales in 2024. Their sum, rather than total operating revenue, supplies the physical-book demand input.
- Evidence informing the 2025 market-value input; displayed series and growth include calculations: Reported cost of goods sold of CAD xx.xx, up CAD xx.xx from 2022, supplies a cost-pressure cross-check, not a directly attributable printing-services total.
- Evidence informing base-year allocation inputs; displayed values and growth are calculated: CAD xx.xx plus CAD xx.xx of print sales supplies a physical-book commissioning proxy; digital growth constrains the forecast mix. ([www150.statcan.gc.ca](https://www150.statcan.gc.ca/n1/daily-quotidien/xx.xx/dq260205b-eng.pdf))
- Evidence informing forecast-year allocation inputs; displayed values and growth are calculated: CAD xx.xx plus CAD xx.xx of print sales supplies a physical-book commissioning proxy; digital growth constrains the forecast mix. ([www150.statcan.gc.ca](https://www150.statcan.gc.ca/n1/daily-quotidien/xx.xx/dq260205b-eng.pdf))
- Evidence informing base-year allocation inputs; displayed values and growth are calculated: The Canadian physical-book input contributes to the North American demand index; it is publisher revenue, not service receipts. ([www150.statcan.gc.ca](https://www150.statcan.gc.ca/n1/daily-quotidien/xx.xx/dq260205b-eng.pdf))
- Evidence informing forecast-year allocation inputs; displayed values and growth are calculated: The Canadian physical-book input contributes to the North American demand index; it is publisher revenue, not service receipts. ([www150.statcan.gc.ca](https://www150.statcan.gc.ca/n1/daily-quotidien/xx.xx/dq260205b-eng.pdf))
- Evidence informing base-year allocation inputs; displayed values and growth are calculated: Modest observed online-print growth qualifies aggressive parcel-related wrapping assumptions.
- Evidence informing forecast-year allocation inputs; displayed values and growth are calculated: Modest observed online-print growth qualifies aggressive parcel-related wrapping assumptions.

10. U.S. Census Bureau - Books Printing: Shipments, annual table
    - Evidence informing the 2017 market-value input; displayed series and growth include calculations: U.S. books-printing shipments were USD xx.xx in 2017; this is a national production anchor for the historical model.
    - Evidence informing the 2018 market-value input; displayed series and growth include calculations: U.S. books-printing shipments were USD xx.xx in 2018.
    - Evidence informing the 2019 market-value input; displayed series and growth include calculations: U.S. books-printing shipments were USD xx.xx in 2019.
    - Evidence informing the 2020 market-value input; displayed series and growth include calculations: U.S. books-printing shipments were USD xx.xx in 2020.
    - Evidence informing the 2021 market-value input; displayed series and growth include calculations: U.S. books-printing shipments were USD xx.xx in 2021.
    - Evidence informing the 2022 market-value input; displayed series and growth include calculations: U.S. books-printing shipments were USD xx.xx in 2022.
    - Evidence informing the 2024 market-value input; displayed series and growth include calculations: U.S. books-printing shipments were USD xx.xx in 2024. This national industrial measure is narrower than the composite global service boundary.
11. U.S. Census Bureau - Book Publishers, All Establishments: Revenue, annual table
    - Evidence informing the 2024 market-value input; displayed series and growth include calculations: The Census annual series reports USD xx.xx of U.S. book-publisher revenue for 2024. A modeled xx.xx% physical-book proportion excludes digital and other adjacent receipts.
    - Evidence informing the 2025 market-value input; displayed series and growth include calculations: The 2024 Census observation replaces an older survey-based U.S. revenue bridge in the demand pool underlying 2025.
    - Evidence informing base-year allocation inputs; displayed values and growth are calculated: The official Census revenue-series page defines the publisher-receipt measure underlying the retained U.S. input; the exact 2024 cell was not independently re-extracted. ([fred.stlouisfed.org](https://fred.stlouisfed.org/data/AIES51113RCT00US))
    - Evidence informing forecast-year allocation inputs; displayed values and growth are calculated: The official Census revenue-series page defines the publisher-receipt measure underlying the retained U.S. input; the exact 2024 cell was not independently re-extracted. ([fred.stlouisfed.org](https://fred.stlouisfed.org/data/AIES51113RCT00US))
12. Scholastic Corporation - Form 10-K for the year ended May 31, 2025
    - Evidence informing the 2024 market-value input; displayed series and growth include calculations: Scholastic's fiscal 2024 product, service, production and inventory-reserve costs were xx.xx% of revenue; postage, freight, shipping, fulfillment and other costs were xx.xx%. These broad categories constrain, but do not directly establish, eligible outsourced-service spending.
    - Evidence informing the 2025 market-value input; displayed series and growth include calculations: The corresponding fiscal 2025 proportions were xx.xx% and xx.xx%. Royalties and prepublication amortization are separately disclosed, allowing their exclusion from the service-market bridge.

13. CEWE achieves all targets in 2025 and aims to further increase revenue and earnings in 2026
    - Evidence informing the 2025 market-value input; displayed series and growth include calculations: CEWE reported xx.xx CEWE PHOTOBOOK copies in 2025 versus xx.xx in 2024, supporting a positive specialty-book volume assumption without establishing global adoption.
    - Evidence informing the 2026 market-value input; displayed series and growth include calculations: Observed 2025 photobook growth informs the specialty-demand assumption for 2026; the market value remains modeled.
    - Evidence informing the 2032 market-value input; displayed series and growth include calculations: The observed specialty-book activity is a starting condition for the forecast, not independent proof of continued growth through 2032.
    - Evidence informing the 2040 market-value input; displayed series and growth include calculations: The forecast explicitly slows specialty-demand growth after 2032; this source supplies the initial commercial observation, not the long-term growth rate.
    - Evidence informing base-year allocation inputs; displayed values and growth are calculated: Company photobook activity constrains the materiality of specialty commissions; it does not establish the modeled European specialty multiplier or continued growth through 2032. ([ir.cewe.de](https://ir.cewe.de/en/news/cewe-achieves-all-targets-in-2025-and-aims-to-further-increase-revenue-and-earnings-in/70292c17-c943-xx.xx-bd11-4323b6ce54d8))
    - Evidence informing forecast-year allocation inputs; displayed values and growth are calculated: Company photobook activity constrains the materiality of specialty commissions; it does not establish the modeled European specialty multiplier or continued growth through 2032. ([ir.cewe.de](https://ir.cewe.de/en/news/cewe-achieves-all-targets-in-2025-and-aims-to-further-increase-revenue-and-earnings-in/70292c17-c943-xx.xx-bd11-4323b6ce54d8))
14. Paperback Printing Cost - Kindle Direct Publishing
    - Evidence informing the 2025 market-value input; displayed series and growth include calculations: The inspected U.S. paperback schedule charges USD xx.xx plus USD xx.xx per page for the specified regular-trim black-ink category. It provides a contemporary commercial price comparison for the assumed USD xx.xx self-publishing production receipt, not an observed historical price or volume.
    - Evidence informing the 2026 market-value input; displayed series and growth include calculations: The schedule distinguishes printing charges from royalties and retail list prices, supporting the production-receipt boundary used in the estimate.
15. European Book Publishing Statistics 2017
    - Evidence informing the 2017 market-value input; displayed series and growth include calculations: The association's primary survey reports approximately EUR xx.xx of European net publisher revenue for 2017, constraining the pre-pandemic demand level.
16. European Book Publishing Statistics 2019
    - Evidence informing the 2018 market-value input; displayed series and growth include calculations: The association reports approximately EUR xx.xx of publisher revenue for 2018.
    - Evidence informing the 2019 market-value input; displayed series and growth include calculations: The association reports approximately EUR xx.xx for 2019 and identifies a questionnaire change that limits exact comparability with earlier observations.
17. 2021 年新闻出版产业分析报告
    - Evidence informing the 2020 market-value input; displayed series and growth include calculations: The official report's 2021 comparison identifies a substantial rebound from 2020, constraining the pandemic-recovery bridge.
    - Evidence informing the 2021 market-value input; displayed series and growth include calculations: China reported xx.xx book copies or sheets in 2021, up xx.xx%; the report also distinguishes textbook output and reprints.
18. European Book Publishing Statistics 2023
    - Evidence informing the 2022 market-value input; displayed series and growth include calculations: European net publisher revenue was approximately EUR xx.xx in 2022; the association describes paper-cost pressure and price-led growth.

19. Foreign Exchange Rates - G.5A Annual, January 5, 2026
    - Evidence informing base-year allocation inputs; displayed values and growth are calculated: Official annual-average exchange-rate methodology supports the frozen common-USD conversion convention; it does not measure service demand. ([federalreserve.gov](https://www.federalreserve.gov/releases/g5a/xx.xx/))
    - Evidence informing forecast-year allocation inputs; displayed values and growth are calculated: Official annual-average exchange-rate methodology supports the frozen common-USD conversion convention; it does not measure service demand. ([federalreserve.gov](https://www.federalreserve.gov/releases/g5a/xx.xx/))
    - Evidence informing base-year allocation inputs; displayed values and growth are calculated: The annual currency-conversion convention prevents mixing local-currency demand inputs with USD allocation weights. ([federalreserve.gov](https://www.federalreserve.gov/releases/g5a/xx.xx/))
    - Evidence informing forecast-year allocation inputs; displayed values and growth are calculated: The annual currency-conversion convention prevents mixing local-currency demand inputs with USD allocation weights. ([federalreserve.gov](https://www.federalreserve.gov/releases/g5a/xx.xx/))
20. GCC Statistical Center - Education Statistics 2024 announcement, March 23, 2026
    - Evidence informing base-year allocation inputs; displayed values and growth are calculated: Approximately xx.xx general-school pupils constrain the regional educational customer pool; national apportionment and monetization are assumed. ([gccstat.org](https://www.gccstat.org/news/xx.xx))
    - Evidence informing forecast-year allocation inputs; displayed values and growth are calculated: Approximately xx.xx general-school pupils constrain the regional educational customer pool; national apportionment and monetization are assumed. ([gccstat.org](https://www.gccstat.org/news/xx.xx))
21. South African Book Publishing Industry Survey 2023-2024
    - Evidence informing base-year allocation inputs; displayed values and growth are calculated: The transparent national publisher survey supplies a regional commercial comparator, not an observed African printing-service total. ([publishsa.co.za](https://publishsa.co.za/wp-content/uploads/2025/xx.xx/South-African-Book-Publishing-Industry-Survey-2023-2024.pdf))
    - Evidence informing forecast-year allocation inputs; displayed values and growth are calculated: The transparent national publisher survey supplies a regional commercial comparator, not an observed African printing-service total. ([publishsa.co.za](https://publishsa.co.za/wp-content/uploads/2025/xx.xx/South-African-Book-Publishing-Industry-Survey-2023-2024.pdf))
22. Ministry of Education - Press conference release, December 17, 2024
    - Evidence informing base-year allocation inputs; displayed values and growth are calculated: The announced increase in annual NCERT textbook printing from xx.xx to xx.xx supports an educational-demand mechanism, not realized supplier receipts or the modeled forecast share. ([education.gov.in](https://www.education.gov.in/sites/upload_files/mhrd/files/PIB%20releae%20of%20the%20Press%20Conference%20held%20today.pdf))
    - Evidence informing forecast-year allocation inputs; displayed values and growth are calculated: The announced increase in annual NCERT textbook printing from xx.xx to xx.xx supports an educational-demand mechanism, not realized supplier receipts or the modeled forecast share. ([education.gov.in](https://www.education.gov.in/sites/upload_files/mhrd/files/PIB%20releae%20of%20the%20Press%20Conference%20held%20today.pdf))
23. Global Connect - Ingram Content Group
    - Evidence informing base-year allocation inputs; displayed values and growth are calculated: Agreement-dependent network access does not quantify Brazilian commissions or guarantee institutional awards. ([resources.ingramcontent.com](https://resources.ingramcontent.com/publishers/global-connect))
    - Evidence informing forecast-year allocation inputs; displayed values and growth are calculated: Agreement-dependent network access does not quantify Brazilian commissions or guarantee institutional awards. ([resources.ingramcontent.com](https://resources.ingramcontent.com/publishers/global-connect))

24. Paperback and Hardcover Distribution Rights - Kindle Direct Publishing
    - Evidence informing base-year allocation inputs; displayed values and growth are calculated: The marketplace-specific physical-book distribution restriction is not evidence of zero Mexican printing and packaging demand. ([kdp.amazon.com](https://kdp.amazon.com/en_US/help/topic/G201834280))
    - Evidence informing forecast-year allocation inputs; displayed values and growth are calculated: The marketplace-specific physical-book distribution restriction is not evidence of zero Mexican printing and packaging demand. ([kdp.amazon.com](https://kdp.amazon.com/en_US/help/topic/G201834280))
25. GPOExpress Program Pricing Guide - November 2024
    - Evidence informing base-year allocation inputs; displayed values and growth are calculated: USD xx.xx per shrink wrap anchors a small-run comparison, not the assumed global realization.
    - Evidence informing forecast-year allocation inputs; displayed values and growth are calculated: USD xx.xx per shrink wrap anchors a small-run comparison, not the assumed global realization.
26. Bookmobile - Request Book Printing Quotes the Right Way to Save Money
    - Evidence informing base-year allocation inputs; displayed values and growth are calculated: The printer's bookstore-oriented purchasing guidance cautions against universal shrink-wrap attachment.
    - Evidence informing forecast-year allocation inputs; displayed values and growth are calculated: The printer's bookstore-oriented purchasing guidance cautions against universal shrink-wrap attachment.
27. Digital Book Printing - Bookmobile
    - Evidence informing base-year allocation inputs; displayed values and growth are calculated: The current portfolio offers shrink-wrap independently of other finishing options.
    - Evidence informing forecast-year allocation inputs; displayed values and growth are calculated: The current portfolio offers shrink-wrap independently of other finishing options.
28. European Commission - New EU Rules on Packaging Enter into Application
    - Evidence informing forecast-year allocation inputs; displayed values and growth are calculated: Material substitution remains partly internal to the combined film-and-paper category.

9.3. Slipcases

Table 70. Global Book Printing & Packaging Services Market Size, by Slipcases, by Region, 2017-2040 (USD Million)

Region	2017	2024	2025	2026	2027	2032	2040	CAGR (%)
Africa	xx.xx	xx.xx	xx.xx	xx.xx	xx.xx	xx.xx	xx.xx	xx.xx
Asia-Pacific	xx.xx	xx.xx	xx.xx	xx.xx	xx.xx	xx.xx	xx.xx	xx.xx
Europe	xx.xx	xx.xx	xx.xx	xx.xx	xx.xx	xx.xx	xx.xx	xx.xx
Latin America	xx.xx	xx.xx	xx.xx	xx.xx	xx.xx	xx.xx	xx.xx	xx.xx
Middle East	xx.xx	xx.xx	xx.xx	xx.xx	xx.xx	xx.xx	xx.xx	xx.xx
North America	xx.xx	xx.xx	xx.xx	xx.xx	xx.xx	xx.xx	xx.xx	xx.xx
Total	**xx.xx**	**xx.xx**	**xx.xx**	**xx.xx**	**xx.xx**	**xx.xx**	**xx.xx**	**xx.xx**

Table 71. Global Book Printing & Packaging Services Market Size, by Slipcases, by Group, 2017-2040 (USD Million)

Group	2017	2024	2025	2026	2027	2032	2040	CAGR (%)
ASEAN	xx.xx	xx.xx	xx.xx	xx.xx	xx.xx	xx.xx	xx.xx	xx.xx
BRICS	xx.xx	xx.xx	xx.xx	xx.xx	xx.xx	xx.xx	xx.xx	xx.xx
European Union	xx.xx	xx.xx	xx.xx	xx.xx	xx.xx	xx.xx	xx.xx	xx.xx
G7	xx.xx	xx.xx	xx.xx	xx.xx	xx.xx	xx.xx	xx.xx	xx.xx
GCC	xx.xx	xx.xx	xx.xx	xx.xx	xx.xx	xx.xx	xx.xx	xx.xx
NATO	xx.xx	xx.xx	xx.xx	xx.xx	xx.xx	xx.xx	xx.xx	xx.xx

Table 72. Global Book Printing & Packaging Services Market Size, by Slipcases, by Country, 2017-2040 (USD Million)

Country	2017	2024	2025	2026	2027	2032	2040	CAGR (%)
Australia	xx.xx	xx.xx	xx.xx	xx.xx	xx.xx	xx.xx	xx.xx	xx.xx
Brazil	xx.xx	xx.xx	xx.xx	xx.xx	xx.xx	xx.xx	xx.xx	xx.xx
Canada	xx.xx	xx.xx	xx.xx	xx.xx	xx.xx	xx.xx	xx.xx	xx.xx
China	xx.xx	xx.xx	xx.xx	xx.xx	xx.xx	xx.xx	xx.xx	xx.xx
France	xx.xx	xx.xx	xx.xx	xx.xx	xx.xx	xx.xx	xx.xx	xx.xx
Germany	xx.xx	xx.xx	xx.xx	xx.xx	xx.xx	xx.xx	xx.xx	xx.xx
India	xx.xx	xx.xx	xx.xx	xx.xx	xx.xx	xx.xx	xx.xx	xx.xx
Italy	xx.xx	xx.xx	xx.xx	xx.xx	xx.xx	xx.xx	xx.xx	xx.xx
Japan	xx.xx	xx.xx	xx.xx	xx.xx	xx.xx	xx.xx	xx.xx	xx.xx
Mexico	xx.xx	xx.xx	xx.xx	xx.xx	xx.xx	xx.xx	xx.xx	xx.xx
Russia	xx.xx	xx.xx	xx.xx	xx.xx	xx.xx	xx.xx	xx.xx	xx.xx
South Korea	xx.xx	xx.xx	xx.xx	xx.xx	xx.xx	xx.xx	xx.xx	xx.xx
Spain	xx.xx	xx.xx	xx.xx	xx.xx	xx.xx	xx.xx	xx.xx	xx.xx
United Kingdom	xx.xx	xx.xx	xx.xx	xx.xx	xx.xx	xx.xx	xx.xx	xx.xx
United States	xx.xx	xx.xx	xx.xx	xx.xx	xx.xx	xx.xx	xx.xx	xx.xx
Others	xx.xx	xx.xx	xx.xx	xx.xx	xx.xx	xx.xx	xx.xx	xx.xx
Total	**xx.xx**	**xx.xx**	**xx.xx**	**xx.xx**	**xx.xx**	**xx.xx**	**xx.xx**	**xx.xx**

Sources & Evidence

1. EDItEUR - ONIX Codelists Issue 75, List 80: Product Packaging Type
   · Taxonomy evidence: Separate entries recognize single-item and multivolume slipcases. ([ns.editeur.org](https://ns.editeur.org/onix/en/xx.xx))
   · Evidence informing base-year allocation inputs; displayed values and growth are calculated: Separates single-item and multivolume slipcases; supplies classification, not sales weights.
   · Evidence informing forecast-year allocation inputs; displayed values and growth are calculated: Separates single-item and multivolume slipcases; supplies classification, not sales weights.
2. ONIX Codelists Issue 73 - List 80, Code 10: Slip-Cased
   · Taxonomy evidence: Code xx.xx identifies a slipcase for an individual item; the complete list also distinguishes multivolume slipcases. ([ns.editeur.org](https://ns.editeur.org/onix/en/xx.xx/xx.xx))
3. European Book Publishing Statistics 2024
   · Evidence informing the 2024 market-value input; displayed series and growth include calculations: European publishers reported approximately EUR xx.xx of net book-sales revenue in 2024. The disclosed ebook and audiobook proportions inform the modeled xx.xx% physical-book revenue proportion; publisher revenue is an input, not printing-service revenue.
   · Evidence informing the 2025 market-value input; displayed series and growth include calculations: The 2024 publisher-revenue and format observations provide the European demand input carried into the 2025 estimate.
   · Evidence informing base-year allocation inputs; displayed values and growth are calculated: EUR xx.xx of 2024 publisher revenue and weakening physical volumes constrain the European demand weight and forecast, not directly observed service shares. ([fep-fee.eu](https://www.fep-fee.eu/European-Book-Publishing-Statistics-2024))
   · Evidence informing forecast-year allocation inputs; displayed values and growth are calculated: EUR xx.xx of 2024 publisher revenue and weakening physical volumes constrain the European demand weight and forecast, not directly observed service shares. ([fep-fee.eu](https://www.fep-fee.eu/European-Book-Publishing-Statistics-2024))

4. The Global Publishing Industry in 2022

- Evidence informing the 2024 market-value input; displayed series and growth include calculations: Table xx.xx supplies country-level publishing revenues and identifies differences between retail-value, publisher-revenue, print-only and prior-year observations. Selected non-European country observations are adjusted for physical formats and period before estimating production spending.
- Evidence informing the 2025 market-value input; displayed series and growth include calculations: The selected country observations contribute to the demand pool underlying the 2025 working estimate. Nielsen retail datasets elsewhere in the publication are not used.
- Evidence informing base-year allocation inputs; displayed values and growth are calculated: Country revenue/format proxies constrain commissioning weights. ([wipo.int](https://www.wipo.int/edocs/pubdocs/en/wipo-pub-xx.xx-2023-xx.xx-en-the-global-publishing-industry-in-2022.pdf))
- Evidence informing forecast-year allocation inputs; displayed values and growth are calculated: Country revenue/format proxies constrain commissioning weights. ([wipo.int](https://www.wipo.int/edocs/pubdocs/en/wipo-pub-xx.xx-2023-xx.xx-en-the-global-publishing-industry-in-2022.pdf))
- Evidence informing base-year allocation inputs; displayed values and growth are calculated: Revenue and registration proxies constrain allocation. ([wipo.int](https://www.wipo.int/edocs/pubdocs/en/wipo-pub-xx.xx-2023-xx.xx-en-the-global-publishing-industry-in-2022.pdf))
- Evidence informing forecast-year allocation inputs; displayed values and growth are calculated: Revenue and registration proxies constrain allocation. ([wipo.int](https://www.wipo.int/edocs/pubdocs/en/wipo-pub-xx.xx-2023-xx.xx-en-the-global-publishing-industry-in-2022.pdf))
- Evidence informing base-year allocation inputs; displayed values and growth are calculated: Revenue, format and title proxies constrain allocation. ([wipo.int](https://www.wipo.int/edocs/pubdocs/en/wipo-pub-xx.xx-2023-xx.xx-en-the-global-publishing-industry-in-2022.pdf))
- Evidence informing forecast-year allocation inputs; displayed values and growth are calculated: Revenue, format and title proxies constrain allocation. ([wipo.int](https://www.wipo.int/edocs/pubdocs/en/wipo-pub-xx.xx-2023-xx.xx-en-the-global-publishing-industry-in-2022.pdf))
- Evidence informing base-year allocation inputs; displayed values and growth are calculated: Turkish revenue constrains regional commissioning scale. ([wipo.int](https://www.wipo.int/edocs/pubdocs/en/wipo-pub-xx.xx-2023-xx.xx-en-the-global-publishing-industry-in-2022.pdf))
- Evidence informing forecast-year allocation inputs; displayed values and growth are calculated: Turkish revenue constrains regional commissioning scale. ([wipo.int](https://www.wipo.int/edocs/pubdocs/en/wipo-pub-xx.xx-2023-xx.xx-en-the-global-publishing-industry-in-2022.pdf))
- Evidence informing base-year allocation inputs; displayed values and growth are calculated: Nigerian registration activity supplies a modeled-demand input. ([wipo.int](https://www.wipo.int/edocs/pubdocs/en/wipo-pub-xx.xx-2023-xx.xx-en-the-global-publishing-industry-in-2022.pdf))
- Evidence informing forecast-year allocation inputs; displayed values and growth are calculated: Nigerian registration activity supplies a modeled-demand input. ([wipo.int](https://www.wipo.int/edocs/pubdocs/en/wipo-pub-xx.xx-2023-xx.xx-en-the-global-publishing-industry-in-2022.pdf))
- Evidence informing base-year allocation inputs; displayed values and growth are calculated: Country revenue, format and registration proxies constrain allocation. ([wipo.int](https://www.wipo.int/edocs/pubdocs/en/wipo-pub-xx.xx-2023-xx.xx-en-the-global-publishing-industry-in-2022.pdf))
- Evidence informing forecast-year allocation inputs; displayed values and growth are calculated: Country revenue, format and registration proxies constrain allocation. ([wipo.int](https://www.wipo.int/edocs/pubdocs/en/wipo-pub-xx.xx-2023-xx.xx-en-the-global-publishing-industry-in-2022.pdf))

5. 2024 年新闻出版统计公报

   · Evidence informing the 2024 market-value input; displayed series and growth include calculations: For 2024, the official table reports xx.xx book copies or sheets and CNY xx.xx of book-publishing revenue. These constrain the demand bridge and historical contraction, rather than directly measuring printing-service sales.

   · Evidence informing the 2025 market-value input; displayed series and growth include calculations: The 2024 book-publishing observation supplies the Chinese demand primitive for the 2025 model.

   · Evidence informing base-year allocation inputs; displayed values and growth are calculated: 2024 book-publishing revenue of CNY xx.xx supplies the physical-demand proxy; reported output contraction qualifies growth assumptions. ([nppa.gov.cn](https://www.nppa.gov.cn/xxgk/fdzdgknr/tjxx/xx.xx/P020251218382424228218.pdf))

   · Evidence informing forecast-year allocation inputs; displayed values and growth are calculated: 2024 book-publishing revenue of CNY xx.xx supplies the physical-demand proxy; reported output contraction qualifies growth assumptions. ([nppa.gov.cn](https://www.nppa.gov.cn/xxgk/fdzdgknr/tjxx/xx.xx/P020251218382424228218.pdf))

   · Evidence informing base-year allocation inputs; displayed values and growth are calculated: The Chinese book-publishing observation is a major regional demand input, distinct from all printing and packaging industry revenue. ([nppa.gov.cn](https://www.nppa.gov.cn/xxgk/fdzdgknr/tjxx/xx.xx/P020251218382424228218.pdf))

   · Evidence informing forecast-year allocation inputs; displayed values and growth are calculated: The Chinese book-publishing observation is a major regional demand input, distinct from all printing and packaging industry revenue. ([nppa.gov.cn](https://www.nppa.gov.cn/xxgk/fdzdgknr/tjxx/xx.xx/P020251218382424228218.pdf))

6. Foreign Exchange Rates - G.5A Annual, January 5, 2026

   · Evidence informing the 2024 market-value input; displayed series and growth include calculations: The official 2024 annual-average conversion inputs are USD xx.xx per EUR, CNY xx.xx per USD and CAD xx.xx per USD.

   · Evidence informing the 2025 market-value input; displayed series and growth include calculations: The exchange-rate table establishes the conversion basis of the preceding-year demand inputs used in the 2025 estimate; subsequent effective-USD price assumptions are modeled separately.

7. Book publishing industry, 2024 - Statistics Canada

   · Evidence informing the 2024 market-value input; displayed series and growth include calculations: Canadian publishers reported CAD xx.xx of print sales outside the online category and CAD xx.xx of online print sales in 2024. Their sum, rather than total operating revenue, supplies the physical-book demand input.

   · Evidence informing the 2025 market-value input; displayed series and growth include calculations: Reported cost of goods sold of CAD xx.xx, up CAD xx.xx from 2022, supplies a cost-pressure cross-check, not a directly attributable printing-services total.

   · Evidence informing base-year allocation inputs; displayed values and growth are calculated: CAD xx.xx plus CAD xx.xx of print sales supplies a physical-book commissioning proxy; digital growth constrains the forecast mix. ([www150.statcan.gc.ca](https://www150.statcan.gc.ca/n1/daily-quotidien/xx.xx/dq260205b-eng.pdf))

   · Evidence informing forecast-year allocation inputs; displayed values and growth are calculated: CAD xx.xx plus CAD xx.xx of print sales supplies a physical-book commissioning proxy; digital growth constrains the forecast mix. ([www150.statcan.gc.ca](https://www150.statcan.gc.ca/n1/daily-quotidien/xx.xx/dq260205b-eng.pdf))

   · Evidence informing base-year allocation inputs; displayed values and growth are calculated: The Canadian physical-book input contributes to the North American demand index; it is publisher revenue, not service receipts. ([www150.statcan.gc.ca](https://www150.statcan.gc.ca/n1/daily-quotidien/xx.xx/dq260205b-eng.pdf))

   · Evidence informing forecast-year allocation inputs; displayed values and growth are calculated: The Canadian physical-book input contributes to the North American demand index; it is publisher revenue, not service receipts. ([www150.statcan.gc.ca](https://www150.statcan.gc.ca/n1/daily-quotidien/xx.xx/dq260205b-eng.pdf))

8. U.S. Census Bureau - Books Printing: Shipments, annual table
   - Evidence informing the 2017 market-value input; displayed series and growth include calculations: U.S. books-printing shipments were USD xx.xx in 2017; this is a national production anchor for the historical model.
   - Evidence informing the 2018 market-value input; displayed series and growth include calculations: U.S. books-printing shipments were USD xx.xx in 2018.
   - Evidence informing the 2019 market-value input; displayed series and growth include calculations: U.S. books-printing shipments were USD xx.xx in 2019.
   - Evidence informing the 2020 market-value input; displayed series and growth include calculations: U.S. books-printing shipments were USD xx.xx in 2020.
   - Evidence informing the 2021 market-value input; displayed series and growth include calculations: U.S. books-printing shipments were USD xx.xx in 2021.
   - Evidence informing the 2022 market-value input; displayed series and growth include calculations: U.S. books-printing shipments were USD xx.xx in 2022.
   - Evidence informing the 2024 market-value input; displayed series and growth include calculations: U.S. books-printing shipments were USD xx.xx in 2024. This national industrial measure is narrower than the composite global service boundary.
9. U.S. Census Bureau - Book Publishers, All Establishments: Revenue, annual table
   - Evidence informing the 2024 market-value input; displayed series and growth include calculations: The Census annual series reports USD xx.xx of U.S. book-publisher revenue for 2024. A modeled xx.xx% physical-book proportion excludes digital and other adjacent receipts.
   - Evidence informing the 2025 market-value input; displayed series and growth include calculations: The 2024 Census observation replaces an older survey-based U.S. revenue bridge in the demand pool underlying 2025.
   - Evidence informing base-year allocation inputs; displayed values and growth are calculated: The official Census revenue-series page defines the publisher-receipt measure underlying the retained U.S. input; the exact 2024 cell was not independently re-extracted. ([fred.stlouisfed.org](https://fred.stlouisfed.org/data/AIES51113RCT00US))
   - Evidence informing forecast-year allocation inputs; displayed values and growth are calculated: The official Census revenue-series page defines the publisher-receipt measure underlying the retained U.S. input; the exact 2024 cell was not independently re-extracted. ([fred.stlouisfed.org](https://fred.stlouisfed.org/data/AIES51113RCT00US))
10. Scholastic Corporation - Form 10-K for the year ended May 31, 2025
    - Evidence informing the 2024 market-value input; displayed series and growth include calculations: Scholastic's fiscal 2024 product, service, production and inventory-reserve costs were xx.xx% of revenue; postage, freight, shipping, fulfillment and other costs were xx.xx%. These broad categories constrain, but do not directly establish, eligible outsourced-service spending.
    - Evidence informing the 2025 market-value input; displayed series and growth include calculations: The corresponding fiscal 2025 proportions were xx.xx% and xx.xx%. Royalties and prepublication amortization are separately disclosed, allowing their exclusion from the service-market bridge.

11. CEWE achieves all targets in 2025 and aims to further increase revenue and earnings in 2026
    - Evidence informing the 2025 market-value input; displayed series and growth include calculations: CEWE reported xx.xx CEWE PHOTOBOOK copies in 2025 versus xx.xx in 2024, supporting a positive specialty-book volume assumption without establishing global adoption.
    - Evidence informing the 2026 market-value input; displayed series and growth include calculations: Observed 2025 photobook growth informs the specialty-demand assumption for 2026; the market value remains modeled.
    - Evidence informing the 2032 market-value input; displayed series and growth include calculations: The observed specialty-book activity is a starting condition for the forecast, not independent proof of continued growth through 2032.
    - Evidence informing the 2040 market-value input; displayed series and growth include calculations: The forecast explicitly slows specialty-demand growth after 2032; this source supplies the initial commercial observation, not the long-term growth rate.
    - Evidence informing base-year allocation inputs; displayed values and growth are calculated: Company photobook activity constrains the materiality of specialty commissions; it does not establish the modeled European specialty multiplier or continued growth through 2032. ([ir.cewe.de](https://ir.cewe.de/en/news/cewe-achieves-all-targets-in-2025-and-aims-to-further-increase-revenue-and-earnings-in/70292c17-c943-xx.xx-bd11-4323b6ce54d8))
    - Evidence informing forecast-year allocation inputs; displayed values and growth are calculated: Company photobook activity constrains the materiality of specialty commissions; it does not establish the modeled European specialty multiplier or continued growth through 2032. ([ir.cewe.de](https://ir.cewe.de/en/news/cewe-achieves-all-targets-in-2025-and-aims-to-further-increase-revenue-and-earnings-in/70292c17-c943-xx.xx-bd11-4323b6ce54d8))
    - Evidence informing base-year allocation inputs; displayed values and growth are calculated: Reported photobook copies rose from xx.xx to xx.xx; the narrower 2026 target qualifies strong specialty-growth assumptions.
    - Evidence informing forecast-year allocation inputs; displayed values and growth are calculated: Reported photobook copies rose from xx.xx to xx.xx; the narrower 2026 target qualifies strong specialty-growth assumptions.
12. Paperback Printing Cost - Kindle Direct Publishing
    - Evidence informing the 2025 market-value input; displayed series and growth include calculations: The inspected U.S. paperback schedule charges USD xx.xx plus USD xx.xx per page for the specified regular-trim black-ink category. It provides a contemporary commercial price comparison for the assumed USD xx.xx self-publishing production receipt, not an observed historical price or volume.
    - Evidence informing the 2026 market-value input; displayed series and growth include calculations: The schedule distinguishes printing charges from royalties and retail list prices, supporting the production-receipt boundary used in the estimate.
13. European Book Publishing Statistics 2017
    - Evidence informing the 2017 market-value input; displayed series and growth include calculations: The association's primary survey reports approximately EUR xx.xx of European net publisher revenue for 2017, constraining the pre-pandemic demand level.
14. European Book Publishing Statistics 2019
    - Evidence informing the 2018 market-value input; displayed series and growth include calculations: The association reports approximately EUR xx.xx of publisher revenue for 2018.
    - Evidence informing the 2019 market-value input; displayed series and growth include calculations: The association reports approximately EUR xx.xx for 2019 and identifies a questionnaire change that limits exact comparability with earlier observations.

15. 2021 年新闻出版产业分析报告

- Evidence informing the 2020 market-value input; displayed series and growth include calculations: The official report's 2021 comparison identifies a substantial rebound from 2020, constraining the pandemic-recovery bridge.
- Evidence informing the 2021 market-value input; displayed series and growth include calculations: China reported xx.xx book copies or sheets in 2021, up xx.xx%; the report also distinguishes textbook output and reprints.

16. European Book Publishing Statistics 2023

- Evidence informing the 2022 market-value input; displayed series and growth include calculations: European net publisher revenue was approximately EUR xx.xx in 2022; the association describes paper-cost pressure and price-led growth.

17. Foreign Exchange Rates - G.5A Annual, January 5, 2026

- Evidence informing base-year allocation inputs; displayed values and growth are calculated: Official annual-average exchange-rate methodology supports the frozen common-USD conversion convention; it does not measure service demand. ([federalreserve.gov](https://www.federalreserve.gov/releases/g5a/xx.xx/))
- Evidence informing forecast-year allocation inputs; displayed values and growth are calculated: Official annual-average exchange-rate methodology supports the frozen common-USD conversion convention; it does not measure service demand. ([federalreserve.gov](https://www.federalreserve.gov/releases/g5a/xx.xx/))
- Evidence informing base-year allocation inputs; displayed values and growth are calculated: The annual currency-conversion convention prevents mixing local-currency demand inputs with USD allocation weights. ([federalreserve.gov](https://www.federalreserve.gov/releases/g5a/xx.xx/))
- Evidence informing forecast-year allocation inputs; displayed values and growth are calculated: The annual currency-conversion convention prevents mixing local-currency demand inputs with USD allocation weights. ([federalreserve.gov](https://www.federalreserve.gov/releases/g5a/xx.xx/))

18. GCC Statistical Center - Education Statistics 2024 announcement, March 23, 2026

- Evidence informing base-year allocation inputs; displayed values and growth are calculated: Approximately xx.xx general-school pupils constrain the regional educational customer pool; national apportionment and monetization are assumed. ([gccstat.org](https://www.gccstat.org/news/xx.xx))
- Evidence informing forecast-year allocation inputs; displayed values and growth are calculated: Approximately xx.xx general-school pupils constrain the regional educational customer pool; national apportionment and monetization are assumed. ([gccstat.org](https://www.gccstat.org/news/xx.xx))

19. South African Book Publishing Industry Survey 2023-2024

- Evidence informing base-year allocation inputs; displayed values and growth are calculated: The transparent national publisher survey supplies a regional commercial comparator, not an observed African printing-service total. ([publishsa.co.za](https://publishsa.co.za/wp-content/uploads/2025/xx.xx/South-African-Book-Publishing-Industry-Survey-2023-2024.pdf))
- Evidence informing forecast-year allocation inputs; displayed values and growth are calculated: The transparent national publisher survey supplies a regional commercial comparator, not an observed African printing-service total. ([publishsa.co.za](https://publishsa.co.za/wp-content/uploads/2025/xx.xx/South-African-Book-Publishing-Industry-Survey-2023-2024.pdf))

20. Ministry of Education - Press conference release, December 17, 2024

- Evidence informing base-year allocation inputs; displayed values and growth are calculated: The announced increase in annual NCERT textbook printing from xx.xx to xx.xx supports an educational-demand mechanism, not realized supplier receipts or the modeled forecast share. ([education.gov.in](https://www.education.gov.in/sites/upload_files/mhrd/files/PIB%20releae%20of%20the%20Press%20Conference%20held%20today.pdf))
- Evidence informing forecast-year allocation inputs; displayed values and growth are calculated: The announced increase in annual NCERT textbook printing from xx.xx to xx.xx supports an educational-demand mechanism, not realized supplier receipts or the modeled forecast share. ([education.gov.in](https://www.education.gov.in/sites/upload_files/mhrd/files/PIB%20releae%20of%20the%20Press%20Conference%20held%20today.pdf))

21. Global Connect - Ingram Content Group
    - Evidence informing base-year allocation inputs; displayed values and growth are calculated: Agreement-dependent network access does not quantify Brazilian commissions or guarantee institutional awards. ([resources.ingramcontent.com](https://resources.ingramcontent.com/publishers/global-connect))
    - Evidence informing forecast-year allocation inputs; displayed values and growth are calculated: Agreement-dependent network access does not quantify Brazilian commissions or guarantee institutional awards. ([resources.ingramcontent.com](https://resources.ingramcontent.com/publishers/global-connect))
22. Paperback and Hardcover Distribution Rights - Kindle Direct Publishing
    - Evidence informing base-year allocation inputs; displayed values and growth are calculated: The marketplace-specific physical-book distribution restriction is not evidence of zero Mexican printing and packaging demand. ([kdp.amazon.com](https://kdp.amazon.com/en_US/help/topic/G201834280))
    - Evidence informing forecast-year allocation inputs; displayed values and growth are calculated: The marketplace-specific physical-book distribution restriction is not evidence of zero Mexican printing and packaging demand. ([kdp.amazon.com](https://kdp.amazon.com/en_US/help/topic/G201834280))
23. Hardcover Book Protection: Dust Jackets or Slipcases?
    - Evidence informing base-year allocation inputs; displayed values and growth are calculated: Own-product EXW slipcase prices of USD xx.xx, USD xx.xx and USD xx.xx at xx.xx xx.xx and xx.xx units constrain relative realizations.
    - Evidence informing forecast-year allocation inputs; displayed values and growth are calculated: Own-product EXW slipcase prices of USD xx.xx, USD xx.xx and USD xx.xx at xx.xx xx.xx and xx.xx units constrain relative realizations.

9.4. Envelopes, Wallets & Folders

Table 73. Global Book Printing & Packaging Services Market Size, by Envelopes, Wallets & Folders, by Region, 2017-2040 (USD Million)

Region	2017	2024	2025	2026	2027	2032	2040	CAGR (%)
Africa	xx.xx	xx.xx	xx.xx	xx.xx	xx.xx	xx.xx	xx.xx	xx.xx
Asia-Pacific	xx.xx	xx.xx	xx.xx	xx.xx	xx.xx	xx.xx	xx.xx	xx.xx
Europe	xx.xx	xx.xx	xx.xx	xx.xx	xx.xx	xx.xx	xx.xx	xx.xx
Latin America	xx.xx	xx.xx	xx.xx	xx.xx	xx.xx	xx.xx	xx.xx	xx.xx
Middle East	xx.xx	xx.xx	xx.xx	xx.xx	xx.xx	xx.xx	xx.xx	xx.xx
North America	xx.xx	xx.xx	xx.xx	xx.xx	xx.xx	xx.xx	xx.xx	xx.xx
Total	**xx.xx**	**xx.xx**	**xx.xx**	**xx.xx**	**xx.xx**	**xx.xx**	**xx.xx**	**xx.xx**

Table 74. Global Book Printing & Packaging Services Market Size, by Envelopes, Wallets & Folders, by Group, 2017-2040 (USD Million)

Group	2017	2024	2025	2026	2027	2032	2040	CAGR (%)
ASEAN	xx.xx	xx.xx	xx.xx	xx.xx	xx.xx	xx.xx	xx.xx	xx.xx
BRICS	xx.xx	xx.xx	xx.xx	xx.xx	xx.xx	xx.xx	xx.xx	xx.xx
European Union	xx.xx	xx.xx	xx.xx	xx.xx	xx.xx	xx.xx	xx.xx	xx.xx
G7	xx.xx	xx.xx	xx.xx	xx.xx	xx.xx	xx.xx	xx.xx	xx.xx
GCC	xx.xx	xx.xx	xx.xx	xx.xx	xx.xx	xx.xx	xx.xx	xx.xx
NATO	xx.xx	xx.xx	xx.xx	xx.xx	xx.xx	xx.xx	xx.xx	xx.xx

Table 75. Global Book Printing & Packaging Services Market Size, by Envelopes, Wallets & Folders, by Country, 2017-2040 (USD Million)

Country	2017	2024	2025	2026	2027	2032	2040	CAGR (%)
Australia	xx.xx	xx.xx	xx.xx	xx.xx	xx.xx	xx.xx	xx.xx	xx.xx
Brazil	xx.xx	xx.xx	xx.xx	xx.xx	xx.xx	xx.xx	xx.xx	xx.xx
Canada	xx.xx	xx.xx	xx.xx	xx.xx	xx.xx	xx.xx	xx.xx	xx.xx
China	xx.xx	xx.xx	xx.xx	xx.xx	xx.xx	xx.xx	xx.xx	xx.xx
France	xx.xx	xx.xx	xx.xx	xx.xx	xx.xx	xx.xx	xx.xx	xx.xx
Germany	xx.xx	xx.xx	xx.xx	xx.xx	xx.xx	xx.xx	xx.xx	xx.xx
India	xx.xx	xx.xx	xx.xx	xx.xx	xx.xx	xx.xx	xx.xx	xx.xx
Italy	xx.xx	xx.xx	xx.xx	xx.xx	xx.xx	xx.xx	xx.xx	xx.xx
Japan	xx.xx	xx.xx	xx.xx	xx.xx	xx.xx	xx.xx	xx.xx	xx.xx
Mexico	xx.xx	xx.xx	xx.xx	xx.xx	xx.xx	xx.xx	xx.xx	xx.xx
Russia	xx.xx	xx.xx	xx.xx	xx.xx	xx.xx	xx.xx	xx.xx	xx.xx
South Korea	xx.xx	xx.xx	xx.xx	xx.xx	xx.xx	xx.xx	xx.xx	xx.xx
Spain	xx.xx	xx.xx	xx.xx	xx.xx	xx.xx	xx.xx	xx.xx	xx.xx
United Kingdom	xx.xx	xx.xx	xx.xx	xx.xx	xx.xx	xx.xx	xx.xx	xx.xx
United States	xx.xx	xx.xx	xx.xx	xx.xx	xx.xx	xx.xx	xx.xx	xx.xx
Others	xx.xx	xx.xx	xx.xx	xx.xx	xx.xx	xx.xx	xx.xx	xx.xx
Total	**xx.xx**	**xx.xx**	**xx.xx**	**xx.xx**	**xx.xx**	**xx.xx**	**xx.xx**	**xx.xx**

Sources & Evidence

1. EDItEUR - ONIX Codelists Issue 75, List 80: Product Packaging Type
   - Taxonomy evidence: Wallet/folder packaging is recognized; the slip-sleeve description can also denote an envelope, requiring construction-based allocation. ([ns.editeur.org](https://ns.editeur.org/onix/en/xx.xx))
   - Taxonomy evidence: Wallet/folder packaging is explicitly recognized. ([ns.editeur.org](https://ns.editeur.org/onix/en/xx.xx))
   - Evidence informing base-year allocation inputs; displayed values and growth are calculated: Recognizes envelope-like slip-sleeves and wallets or folders.
   - Evidence informing forecast-year allocation inputs; displayed values and growth are calculated: Recognizes envelope-like slip-sleeves and wallets or folders.
2. U.S. Government Publishing Office - Program 827-S: Federal Aviation Administration Books
   - Taxonomy evidence: The FAA book solicitation distinguishes kraft envelopes from cushioned bags and shipping bundles. ([gpo.gov](https://www.gpo.gov/docs/default-source/contract-pricing/ab0827s.pdf))
   - Evidence informing base-year allocation inputs; displayed values and growth are calculated: Separately identifies kraft-envelope packing within the book procurement.
   - Evidence informing forecast-year allocation inputs; displayed values and growth are calculated: Separately identifies kraft-envelope packing within the book procurement.
3. European Book Publishing Statistics 2024
   - Evidence informing the 2024 market-value input; displayed series and growth include calculations: European publishers reported approximately EUR xx.xx of net book-sales revenue in 2024. The disclosed ebook and audiobook proportions inform the modeled xx.xx% physical-book revenue proportion; publisher revenue is an input, not printing-service revenue.
   - Evidence informing the 2025 market-value input; displayed series and growth include calculations: The 2024 publisher-revenue and format observations provide the European demand input carried into the 2025 estimate.
   - Evidence informing base-year allocation inputs; displayed values and growth are calculated: EUR xx.xx of 2024 publisher revenue and weakening physical volumes constrain the European demand weight and forecast, not directly observed service shares. ([fep-fee.eu](https://www.fep-fee.eu/European-Book-Publishing-Statistics-2024))
   - Evidence informing forecast-year allocation inputs; displayed values and growth are calculated: EUR xx.xx of 2024 publisher revenue and weakening physical volumes constrain the European demand weight and forecast, not directly observed service shares. ([fep-fee.eu](https://www.fep-fee.eu/European-Book-Publishing-Statistics-2024))

4. The Global Publishing Industry in 2022

- Evidence informing the 2024 market-value input; displayed series and growth include calculations: Table xx.xx supplies country-level publishing revenues and identifies differences between retail-value, publisher-revenue, print-only and prior-year observations. Selected non-European country observations are adjusted for physical formats and period before estimating production spending.
- Evidence informing the 2025 market-value input; displayed series and growth include calculations: The selected country observations contribute to the demand pool underlying the 2025 working estimate. Nielsen retail datasets elsewhere in the publication are not used.
- Evidence informing base-year allocation inputs; displayed values and growth are calculated: Country revenue/format proxies constrain commissioning weights. ([wipo.int](https://www.wipo.int/edocs/pubdocs/en/wipo-pub-xx.xx-2023-xx.xx-en-the-global-publishing-industry-in-2022.pdf))
- Evidence informing forecast-year allocation inputs; displayed values and growth are calculated: Country revenue/format proxies constrain commissioning weights. ([wipo.int](https://www.wipo.int/edocs/pubdocs/en/wipo-pub-xx.xx-2023-xx.xx-en-the-global-publishing-industry-in-2022.pdf))
- Evidence informing base-year allocation inputs; displayed values and growth are calculated: Revenue and registration proxies constrain allocation. ([wipo.int](https://www.wipo.int/edocs/pubdocs/en/wipo-pub-xx.xx-2023-xx.xx-en-the-global-publishing-industry-in-2022.pdf))
- Evidence informing forecast-year allocation inputs; displayed values and growth are calculated: Revenue and registration proxies constrain allocation. ([wipo.int](https://www.wipo.int/edocs/pubdocs/en/wipo-pub-xx.xx-2023-xx.xx-en-the-global-publishing-industry-in-2022.pdf))
- Evidence informing base-year allocation inputs; displayed values and growth are calculated: Revenue, format and title proxies constrain allocation. ([wipo.int](https://www.wipo.int/edocs/pubdocs/en/wipo-pub-xx.xx-2023-xx.xx-en-the-global-publishing-industry-in-2022.pdf))
- Evidence informing forecast-year allocation inputs; displayed values and growth are calculated: Revenue, format and title proxies constrain allocation. ([wipo.int](https://www.wipo.int/edocs/pubdocs/en/wipo-pub-xx.xx-2023-xx.xx-en-the-global-publishing-industry-in-2022.pdf))
- Evidence informing base-year allocation inputs; displayed values and growth are calculated: Turkish revenue constrains regional commissioning scale. ([wipo.int](https://www.wipo.int/edocs/pubdocs/en/wipo-pub-xx.xx-2023-xx.xx-en-the-global-publishing-industry-in-2022.pdf))
- Evidence informing forecast-year allocation inputs; displayed values and growth are calculated: Turkish revenue constrains regional commissioning scale. ([wipo.int](https://www.wipo.int/edocs/pubdocs/en/wipo-pub-xx.xx-2023-xx.xx-en-the-global-publishing-industry-in-2022.pdf))
- Evidence informing base-year allocation inputs; displayed values and growth are calculated: Nigerian registration activity supplies a modeled-demand input. ([wipo.int](https://www.wipo.int/edocs/pubdocs/en/wipo-pub-xx.xx-2023-xx.xx-en-the-global-publishing-industry-in-2022.pdf))
- Evidence informing forecast-year allocation inputs; displayed values and growth are calculated: Nigerian registration activity supplies a modeled-demand input. ([wipo.int](https://www.wipo.int/edocs/pubdocs/en/wipo-pub-xx.xx-2023-xx.xx-en-the-global-publishing-industry-in-2022.pdf))
- Evidence informing base-year allocation inputs; displayed values and growth are calculated: Country revenue, format and registration proxies constrain allocation. ([wipo.int](https://www.wipo.int/edocs/pubdocs/en/wipo-pub-xx.xx-2023-xx.xx-en-the-global-publishing-industry-in-2022.pdf))
- Evidence informing forecast-year allocation inputs; displayed values and growth are calculated: Country revenue, format and registration proxies constrain allocation. ([wipo.int](https://www.wipo.int/edocs/pubdocs/en/wipo-pub-xx.xx-2023-xx.xx-en-the-global-publishing-industry-in-2022.pdf))

5. 2024 年新闻出版统计公报

· Evidence informing the 2024 market-value input; displayed series and growth include calculations: For 2024, the official table reports xx.xx book copies or sheets and CNY xx.xx of book-publishing revenue. These constrain the demand bridge and historical contraction, rather than directly measuring printing-service sales.

· Evidence informing the 2025 market-value input; displayed series and growth include calculations: The 2024 book-publishing observation supplies the Chinese demand primitive for the 2025 model.

· Evidence informing base-year allocation inputs; displayed values and growth are calculated: 2024 book-publishing revenue of CNY xx.xx supplies the physical-demand proxy; reported output contraction qualifies growth assumptions. ([nppa.gov.cn](https://www.nppa.gov.cn/xxgk/fdzdgknr/tjxx/xx.xx/P020251218382424228218.pdf))

· Evidence informing forecast-year allocation inputs; displayed values and growth are calculated: 2024 book-publishing revenue of CNY xx.xx supplies the physical-demand proxy; reported output contraction qualifies growth assumptions. ([nppa.gov.cn](https://www.nppa.gov.cn/xxgk/fdzdgknr/tjxx/xx.xx/P020251218382424228218.pdf))

· Evidence informing base-year allocation inputs; displayed values and growth are calculated: The Chinese book-publishing observation is a major regional demand input, distinct from all printing and packaging industry revenue. ([nppa.gov.cn](https://www.nppa.gov.cn/xxgk/fdzdgknr/tjxx/xx.xx/P020251218382424228218.pdf))

· Evidence informing forecast-year allocation inputs; displayed values and growth are calculated: The Chinese book-publishing observation is a major regional demand input, distinct from all printing and packaging industry revenue. ([nppa.gov.cn](https://www.nppa.gov.cn/xxgk/fdzdgknr/tjxx/xx.xx/P020251218382424228218.pdf))

6. Foreign Exchange Rates - G.5A Annual, January 5, 2026

· Evidence informing the 2024 market-value input; displayed series and growth include calculations: The official 2024 annual-average conversion inputs are USD xx.xx per EUR, CNY xx.xx per USD and CAD xx.xx per USD.

· Evidence informing the 2025 market-value input; displayed series and growth include calculations: The exchange-rate table establishes the conversion basis of the preceding-year demand inputs used in the 2025 estimate; subsequent effective-USD price assumptions are modeled separately.

7. Book publishing industry, 2024 - Statistics Canada

· Evidence informing the 2024 market-value input; displayed series and growth include calculations: Canadian publishers reported CAD xx.xx of print sales outside the online category and CAD xx.xx of online print sales in 2024. Their sum, rather than total operating revenue, supplies the physical-book demand input.

· Evidence informing the 2025 market-value input; displayed series and growth include calculations: Reported cost of goods sold of CAD xx.xx, up CAD xx.xx from 2022, supplies a cost-pressure cross-check, not a directly attributable printing-services total.

· Evidence informing base-year allocation inputs; displayed values and growth are calculated: CAD xx.xx plus CAD xx.xx of print sales supplies a physical-book commissioning proxy; digital growth constrains the forecast mix. ([www150.statcan.gc.ca](https://www150.statcan.gc.ca/n1/daily-quotidien/xx.xx/dq260205b-eng.pdf))

· Evidence informing forecast-year allocation inputs; displayed values and growth are calculated: CAD xx.xx plus CAD xx.xx of print sales supplies a physical-book commissioning proxy; digital growth constrains the forecast mix. ([www150.statcan.gc.ca](https://www150.statcan.gc.ca/n1/daily-quotidien/xx.xx/dq260205b-eng.pdf))

· Evidence informing base-year allocation inputs; displayed values and growth are calculated: The Canadian physical-book input contributes to the North American demand index; it is publisher revenue, not service receipts. ([www150.statcan.gc.ca](https://www150.statcan.gc.ca/n1/daily-quotidien/xx.xx/dq260205b-eng.pdf))

· Evidence informing forecast-year allocation inputs; displayed values and growth are calculated: The Canadian physical-book input contributes to the North American demand index; it is publisher revenue, not service receipts. ([www150.statcan.gc.ca](https://www150.statcan.gc.ca/n1/daily-quotidien/xx.xx/dq260205b-eng.pdf))

· Evidence informing base-year allocation inputs; displayed values and growth are calculated: The print-channel value mix supplies a limited parcel-demand proxy, not observed envelope purchases.

· Evidence informing forecast-year allocation inputs; displayed values and growth are calculated: The print-channel value mix supplies a limited parcel-demand proxy, not observed envelope purchases.

8. U.S. Census Bureau - Books Printing: Shipments, annual table
   - Evidence informing the 2017 market-value input; displayed series and growth include calculations: U.S. books-printing shipments were USD xx.xx in 2017; this is a national production anchor for the historical model.
   - Evidence informing the 2018 market-value input; displayed series and growth include calculations: U.S. books-printing shipments were USD xx.xx in 2018.
   - Evidence informing the 2019 market-value input; displayed series and growth include calculations: U.S. books-printing shipments were USD xx.xx in 2019.
   - Evidence informing the 2020 market-value input; displayed series and growth include calculations: U.S. books-printing shipments were USD xx.xx in 2020.
   - Evidence informing the 2021 market-value input; displayed series and growth include calculations: U.S. books-printing shipments were USD xx.xx in 2021.
   - Evidence informing the 2022 market-value input; displayed series and growth include calculations: U.S. books-printing shipments were USD xx.xx in 2022.
   - Evidence informing the 2024 market-value input; displayed series and growth include calculations: U.S. books-printing shipments were USD xx.xx in 2024. This national industrial measure is narrower than the composite global service boundary.
9. U.S. Census Bureau - Book Publishers, All Establishments: Revenue, annual table
   - Evidence informing the 2024 market-value input; displayed series and growth include calculations: The Census annual series reports USD xx.xx of U.S. book-publisher revenue for 2024. A modeled xx.xx% physical-book proportion excludes digital and other adjacent receipts.
   - Evidence informing the 2025 market-value input; displayed series and growth include calculations: The 2024 Census observation replaces an older survey-based U.S. revenue bridge in the demand pool underlying 2025.
   - Evidence informing base-year allocation inputs; displayed values and growth are calculated: The official Census revenue-series page defines the publisher-receipt measure underlying the retained U.S. input; the exact 2024 cell was not independently re-extracted. ([fred.stlouisfed.org](https://fred.stlouisfed.org/data/AIES51113RCT00US))
   - Evidence informing forecast-year allocation inputs; displayed values and growth are calculated: The official Census revenue-series page defines the publisher-receipt measure underlying the retained U.S. input; the exact 2024 cell was not independently re-extracted. ([fred.stlouisfed.org](https://fred.stlouisfed.org/data/AIES51113RCT00US))
10. Scholastic Corporation - Form 10-K for the year ended May 31, 2025
    - Evidence informing the 2024 market-value input; displayed series and growth include calculations: Scholastic's fiscal 2024 product, service, production and inventory-reserve costs were xx.xx% of revenue; postage, freight, shipping, fulfillment and other costs were xx.xx%. These broad categories constrain, but do not directly establish, eligible outsourced-service spending.
    - Evidence informing the 2025 market-value input; displayed series and growth include calculations: The corresponding fiscal 2025 proportions were xx.xx% and xx.xx%. Royalties and prepublication amortization are separately disclosed, allowing their exclusion from the service-market bridge.

11. CEWE achieves all targets in 2025 and aims to further increase revenue and earnings in 2026
    - Evidence informing the 2025 market-value input; displayed series and growth include calculations: CEWE reported xx.xx CEWE PHOTOBOOK copies in 2025 versus xx.xx in 2024, supporting a positive specialty-book volume assumption without establishing global adoption.
    - Evidence informing the 2026 market-value input; displayed series and growth include calculations: Observed 2025 photobook growth informs the specialty-demand assumption for 2026; the market value remains modeled.
    - Evidence informing the 2032 market-value input; displayed series and growth include calculations: The observed specialty-book activity is a starting condition for the forecast, not independent proof of continued growth through 2032.
    - Evidence informing the 2040 market-value input; displayed series and growth include calculations: The forecast explicitly slows specialty-demand growth after 2032; this source supplies the initial commercial observation, not the long-term growth rate.
    - Evidence informing base-year allocation inputs; displayed values and growth are calculated: Company photobook activity constrains the materiality of specialty commissions; it does not establish the modeled European specialty multiplier or continued growth through 2032. ([ir.cewe.de](https://ir.cewe.de/en/news/cewe-achieves-all-targets-in-2025-and-aims-to-further-increase-revenue-and-earnings-in/70292c17-c943-xx.xx-bd11-4323b6ce54d8))
    - Evidence informing forecast-year allocation inputs; displayed values and growth are calculated: Company photobook activity constrains the materiality of specialty commissions; it does not establish the modeled European specialty multiplier or continued growth through 2032. ([ir.cewe.de](https://ir.cewe.de/en/news/cewe-achieves-all-targets-in-2025-and-aims-to-further-increase-revenue-and-earnings-in/70292c17-c943-xx.xx-bd11-4323b6ce54d8))
12. Paperback Printing Cost - Kindle Direct Publishing
    - Evidence informing the 2025 market-value input; displayed series and growth include calculations: The inspected U.S. paperback schedule charges USD xx.xx plus USD xx.xx per page for the specified regular-trim black-ink category. It provides a contemporary commercial price comparison for the assumed USD xx.xx self-publishing production receipt, not an observed historical price or volume.
    - Evidence informing the 2026 market-value input; displayed series and growth include calculations: The schedule distinguishes printing charges from royalties and retail list prices, supporting the production-receipt boundary used in the estimate.
13. European Book Publishing Statistics 2017
    - Evidence informing the 2017 market-value input; displayed series and growth include calculations: The association's primary survey reports approximately EUR xx.xx of European net publisher revenue for 2017, constraining the pre-pandemic demand level.
14. European Book Publishing Statistics 2019
    - Evidence informing the 2018 market-value input; displayed series and growth include calculations: The association reports approximately EUR xx.xx of publisher revenue for 2018.
    - Evidence informing the 2019 market-value input; displayed series and growth include calculations: The association reports approximately EUR xx.xx for 2019 and identifies a questionnaire change that limits exact comparability with earlier observations.
15. 2021 年新闻出版产业分析报告
    - Evidence informing the 2020 market-value input; displayed series and growth include calculations: The official report's 2021 comparison identifies a substantial rebound from 2020, constraining the pandemic-recovery bridge.
    - Evidence informing the 2021 market-value input; displayed series and growth include calculations: China reported xx.xx book copies or sheets in 2021, up xx.xx%; the report also distinguishes textbook output and reprints.
16. European Book Publishing Statistics 2023
    - Evidence informing the 2022 market-value input; displayed series and growth include calculations: European net publisher revenue was approximately EUR xx.xx in 2022; the association describes paper-cost pressure and price-led growth.

17. Foreign Exchange Rates - G.5A Annual, January 5, 2026
    - Evidence informing base-year allocation inputs; displayed values and growth are calculated: Official annual-average exchange-rate methodology supports the frozen common-USD conversion convention; it does not measure service demand. ([federalreserve.gov](https://www.federalreserve.gov/releases/g5a/xx.xx/))
    - Evidence informing forecast-year allocation inputs; displayed values and growth are calculated: Official annual-average exchange-rate methodology supports the frozen common-USD conversion convention; it does not measure service demand. ([federalreserve.gov](https://www.federalreserve.gov/releases/g5a/xx.xx/))
    - Evidence informing base-year allocation inputs; displayed values and growth are calculated: The annual currency-conversion convention prevents mixing local-currency demand inputs with USD allocation weights. ([federalreserve.gov](https://www.federalreserve.gov/releases/g5a/xx.xx/))
    - Evidence informing forecast-year allocation inputs; displayed values and growth are calculated: The annual currency-conversion convention prevents mixing local-currency demand inputs with USD allocation weights. ([federalreserve.gov](https://www.federalreserve.gov/releases/g5a/xx.xx/))
18. GCC Statistical Center - Education Statistics 2024 announcement, March 23, 2026
    - Evidence informing base-year allocation inputs; displayed values and growth are calculated: Approximately xx.xx general-school pupils constrain the regional educational customer pool; national apportionment and monetization are assumed. ([gccstat.org](https://www.gccstat.org/news/xx.xx))
    - Evidence informing forecast-year allocation inputs; displayed values and growth are calculated: Approximately xx.xx general-school pupils constrain the regional educational customer pool; national apportionment and monetization are assumed. ([gccstat.org](https://www.gccstat.org/news/xx.xx))
19. South African Book Publishing Industry Survey 2023-2024
    - Evidence informing base-year allocation inputs; displayed values and growth are calculated: The transparent national publisher survey supplies a regional commercial comparator, not an observed African printing-service total. ([publishsa.co.za](https://publishsa.co.za/wp-content/uploads/2025/xx.xx/South-African-Book-Publishing-Industry-Survey-2023-2024.pdf))
    - Evidence informing forecast-year allocation inputs; displayed values and growth are calculated: The transparent national publisher survey supplies a regional commercial comparator, not an observed African printing-service total. ([publishsa.co.za](https://publishsa.co.za/wp-content/uploads/2025/xx.xx/South-African-Book-Publishing-Industry-Survey-2023-2024.pdf))
20. Ministry of Education - Press conference release, December 17, 2024
    - Evidence informing base-year allocation inputs; displayed values and growth are calculated: The announced increase in annual NCERT textbook printing from xx.xx to xx.xx supports an educational-demand mechanism, not realized supplier receipts or the modeled forecast share. ([education.gov.in](https://www.education.gov.in/sites/upload_files/mhrd/files/PIB%20releae%20of%20the%20Press%20Conference%20held%20today.pdf))
    - Evidence informing forecast-year allocation inputs; displayed values and growth are calculated: The announced increase in annual NCERT textbook printing from xx.xx to xx.xx supports an educational-demand mechanism, not realized supplier receipts or the modeled forecast share. ([education.gov.in](https://www.education.gov.in/sites/upload_files/mhrd/files/PIB%20releae%20of%20the%20Press%20Conference%20held%20today.pdf))
21. Global Connect - Ingram Content Group
    - Evidence informing base-year allocation inputs; displayed values and growth are calculated: Agreement-dependent network access does not quantify Brazilian commissions or guarantee institutional awards. ([resources.ingramcontent.com](https://resources.ingramcontent.com/publishers/global-connect))
    - Evidence informing forecast-year allocation inputs; displayed values and growth are calculated: Agreement-dependent network access does not quantify Brazilian commissions or guarantee institutional awards. ([resources.ingramcontent.com](https://resources.ingramcontent.com/publishers/global-connect))

22. Paperback and Hardcover Distribution Rights - Kindle Direct Publishing
    - Evidence informing base-year allocation inputs; displayed values and growth are calculated: The marketplace-specific physical-book distribution restriction is not evidence of zero Mexican printing and packaging demand. ([kdp.amazon.com](https://kdp.amazon.com/en_US/help/topic/G201834280))
    - Evidence informing forecast-year allocation inputs; displayed values and growth are calculated: The marketplace-specific physical-book distribution restriction is not evidence of zero Mexican printing and packaging demand. ([kdp.amazon.com](https://kdp.amazon.com/en_US/help/topic/G201834280))
23. Sell Books on Shopify - Lulu
    - Evidence informing forecast-year allocation inputs; displayed values and growth are calculated: Direct fulfillment availability supports the parcel-use scenario without establishing envelope mix.

9.5. Bags & Pouches

Table 76. Global Book Printing & Packaging Services Market Size, by Bags & Pouches, by Region, 2017-2040 (USD Million)

Region	2017	2024	2025	2026	2027	2032	2040	CAGR (%)
Africa	xx.xx	xx.xx	xx.xx	xx.xx	xx.xx	xx.xx	xx.xx	xx.xx
Asia-Pacific	xx.xx	xx.xx	xx.xx	xx.xx	xx.xx	xx.xx	xx.xx	xx.xx
Europe	xx.xx	xx.xx	xx.xx	xx.xx	xx.xx	xx.xx	xx.xx	xx.xx
Latin America	xx.xx	xx.xx	xx.xx	xx.xx	xx.xx	xx.xx	xx.xx	xx.xx
Middle East	xx.xx	xx.xx	xx.xx	xx.xx	xx.xx	xx.xx	xx.xx	xx.xx
North America	xx.xx	xx.xx	xx.xx	xx.xx	xx.xx	xx.xx	xx.xx	xx.xx
Total	**xx.xx**	**xx.xx**	**xx.xx**	**xx.xx**	**xx.xx**	**xx.xx**	**xx.xx**	**xx.xx**

Table 77. Global Book Printing & Packaging Services Market Size, by Bags & Pouches, by Group, 2017-2040 (USD Million)

Group	2017	2024	2025	2026	2027	2032	2040	CAGR (%)
ASEAN	xx.xx	xx.xx	xx.xx	xx.xx	xx.xx	xx.xx	xx.xx	xx.xx
BRICS	xx.xx	xx.xx	xx.xx	xx.xx	xx.xx	xx.xx	xx.xx	xx.xx
European Union	xx.xx	xx.xx	xx.xx	xx.xx	xx.xx	xx.xx	xx.xx	xx.xx
G7	xx.xx	xx.xx	xx.xx	xx.xx	xx.xx	xx.xx	xx.xx	xx.xx
GCC	xx.xx	xx.xx	xx.xx	xx.xx	xx.xx	xx.xx	xx.xx	xx.xx
NATO	xx.xx	xx.xx	xx.xx	xx.xx	xx.xx	xx.xx	xx.xx	xx.xx

Table 78. Global Book Printing & Packaging Services Market Size, by Bags & Pouches, by Country, 2017-2040 (USD Million)

Country	2017	2024	2025	2026	2027	2032	2040	CAGR (%)
Australia	xx.xx	xx.xx	xx.xx	xx.xx	xx.xx	xx.xx	xx.xx	xx.xx
Brazil	xx.xx	xx.xx	xx.xx	xx.xx	xx.xx	xx.xx	xx.xx	xx.xx
Canada	xx.xx	xx.xx	xx.xx	xx.xx	xx.xx	xx.xx	xx.xx	xx.xx
China	xx.xx	xx.xx	xx.xx	xx.xx	xx.xx	xx.xx	xx.xx	xx.xx
France	xx.xx	xx.xx	xx.xx	xx.xx	xx.xx	xx.xx	xx.xx	xx.xx
Germany	xx.xx	xx.xx	xx.xx	xx.xx	xx.xx	xx.xx	xx.xx	xx.xx
India	xx.xx	xx.xx	xx.xx	xx.xx	xx.xx	xx.xx	xx.xx	xx.xx
Italy	xx.xx	xx.xx	xx.xx	xx.xx	xx.xx	xx.xx	xx.xx	xx.xx
Japan	xx.xx	xx.xx	xx.xx	xx.xx	xx.xx	xx.xx	xx.xx	xx.xx
Mexico	xx.xx	xx.xx	xx.xx	xx.xx	xx.xx	xx.xx	xx.xx	xx.xx
Russia	xx.xx	xx.xx	xx.xx	xx.xx	xx.xx	xx.xx	xx.xx	xx.xx
South Korea	xx.xx	xx.xx	xx.xx	xx.xx	xx.xx	xx.xx	xx.xx	xx.xx
Spain	xx.xx	xx.xx	xx.xx	xx.xx	xx.xx	xx.xx	xx.xx	xx.xx
United Kingdom	xx.xx	xx.xx	xx.xx	xx.xx	xx.xx	xx.xx	xx.xx	xx.xx
United States	xx.xx	xx.xx	xx.xx	xx.xx	xx.xx	xx.xx	xx.xx	xx.xx
Others	xx.xx	xx.xx	xx.xx	xx.xx	xx.xx	xx.xx	xx.xx	xx.xx
Total	**xx.xx**	**xx.xx**	**xx.xx**	**xx.xx**	**xx.xx**	**xx.xx**	**xx.xx**	**xx.xx**

Sources & Evidence

1. EDItEUR - ONIX Codelists Issue 75, List 80: Product Packaging Type
   - Taxonomy evidence: Pouch/bag packaging has a separate entry. ([ns.editeur.org](https://ns.editeur.org/onix/en/xx.xx))
   - Taxonomy evidence: Pouch/bag packaging has a distinct standardized entry. ([ns.editeur.org](https://ns.editeur.org/onix/en/xx.xx))
   - Evidence informing base-year allocation inputs; displayed values and growth are calculated: Recognizes pouch and bag packaging independently.
   - Evidence informing forecast-year allocation inputs; displayed values and growth are calculated: Recognizes pouch and bag packaging independently.
2. U.S. Government Publishing Office - Program 827-S: Federal Aviation Administration Books
   - Taxonomy evidence: Cushioned shipping bags are explicit book-order packaging components. ([gpo.gov](https://www.gpo.gov/docs/default-source/contract-pricing/ab0827s.pdf))
   - Evidence informing base-year allocation inputs; displayed values and growth are calculated: Identifies cushioned shipping bags as an eligible book-order enclosure.
   - Evidence informing forecast-year allocation inputs; displayed values and growth are calculated: Identifies cushioned shipping bags as an eligible book-order enclosure.

3. European Book Publishing Statistics 2024

- Evidence informing the 2024 market-value input; displayed series and growth include calculations: European publishers reported approximately EUR xx.xx of net book-sales revenue in 2024. The disclosed ebook and audiobook proportions inform the modeled xx.xx% physical-book revenue proportion; publisher revenue is an input, not printing-service revenue.
- Evidence informing the 2025 market-value input; displayed series and growth include calculations: The 2024 publisher-revenue and format observations provide the European demand input carried into the 2025 estimate.
- Evidence informing base-year allocation inputs; displayed values and growth are calculated: EUR xx.xx of 2024 publisher revenue and weakening physical volumes constrain the European demand weight and forecast, not directly observed service shares.
([fep-fee.eu](https://www.fep-fee.eu/European-Book-Publishing-Statistics-2024))
- Evidence informing forecast-year allocation inputs; displayed values and growth are calculated: EUR xx.xx of 2024 publisher revenue and weakening physical volumes constrain the European demand weight and forecast, not directly observed service shares.
([fep-fee.eu](https://www.fep-fee.eu/European-Book-Publishing-Statistics-2024))

4. The Global Publishing Industry in 2022

- Evidence informing the 2024 market-value input; displayed series and growth include calculations: Table xx.xx supplies country-level publishing revenues and identifies differences between retail-value, publisher-revenue, print-only and prior-year observations. Selected non-European country observations are adjusted for physical formats and period before estimating production spending.
- Evidence informing the 2025 market-value input; displayed series and growth include calculations: The selected country observations contribute to the demand pool underlying the 2025 working estimate. Nielsen retail datasets elsewhere in the publication are not used.
- Evidence informing base-year allocation inputs; displayed values and growth are calculated: Country revenue/format proxies constrain commissioning weights. ([wipo.int](https://www.wipo.int/edocs/pubdocs/en/wipo-pub-xx.xx-2023-xx.xx-en-the-global-publishing-industry-in-2022.pdf))
- Evidence informing forecast-year allocation inputs; displayed values and growth are calculated: Country revenue/format proxies constrain commissioning weights. ([wipo.int](https://www.wipo.int/edocs/pubdocs/en/wipo-pub-xx.xx-2023-xx.xx-en-the-global-publishing-industry-in-2022.pdf))
- Evidence informing base-year allocation inputs; displayed values and growth are calculated: Revenue and registration proxies constrain allocation. ([wipo.int](https://www.wipo.int/edocs/pubdocs/en/wipo-pub-xx.xx-2023-xx.xx-en-the-global-publishing-industry-in-2022.pdf))
- Evidence informing forecast-year allocation inputs; displayed values and growth are calculated: Revenue and registration proxies constrain allocation. ([wipo.int](https://www.wipo.int/edocs/pubdocs/en/wipo-pub-xx.xx-2023-xx.xx-en-the-global-publishing-industry-in-2022.pdf))
- Evidence informing base-year allocation inputs; displayed values and growth are calculated: Revenue, format and title proxies constrain allocation. ([wipo.int](https://www.wipo.int/edocs/pubdocs/en/wipo-pub-xx.xx-2023-xx.xx-en-the-global-publishing-industry-in-2022.pdf))
- Evidence informing forecast-year allocation inputs; displayed values and growth are calculated: Revenue, format and title proxies constrain allocation. ([wipo.int](https://www.wipo.int/edocs/pubdocs/en/wipo-pub-xx.xx-2023-xx.xx-en-the-global-publishing-industry-in-2022.pdf))
- Evidence informing base-year allocation inputs; displayed values and growth are calculated: Turkish revenue constrains regional commissioning scale. ([wipo.int](https://www.wipo.int/edocs/pubdocs/en/wipo-pub-xx.xx-2023-xx.xx-en-the-global-publishing-industry-in-2022.pdf))
- Evidence informing forecast-year allocation inputs; displayed values and growth are calculated: Turkish revenue constrains regional commissioning scale. ([wipo.int](https://www.wipo.int/edocs/pubdocs/en/wipo-pub-xx.xx-2023-xx.xx-en-the-global-publishing-industry-in-2022.pdf))
- Evidence informing base-year allocation inputs; displayed values and growth are calculated: Nigerian registration activity supplies a modeled-demand input. ([wipo.int](https://www.wipo.int/edocs/pubdocs/en/wipo-pub-xx.xx-2023-xx.xx-en-the-global-publishing-industry-in-2022.pdf))
- Evidence informing forecast-year allocation inputs; displayed values and growth are calculated: Nigerian registration activity supplies a modeled-demand input. ([wipo.int](https://www.wipo.int/edocs/pubdocs/en/wipo-pub-xx.xx-2023-xx.xx-en-the-global-publishing-industry-in-2022.pdf))
- Evidence informing base-year allocation inputs; displayed values and growth are calculated: Country revenue, format and registration proxies constrain allocation. ([wipo.int](https://www.wipo.int/edocs/pubdocs/en/wipo-pub-xx.xx-2023-xx.xx-en-the-global-publishing-industry-in-2022.pdf))
- Evidence informing forecast-year allocation inputs; displayed values and growth are calculated: Country revenue, format and registration proxies constrain allocation. ([wipo.int](https://www.wipo.int/edocs/pubdocs/en/wipo-pub-xx.xx-2023-xx.xx-en-the-global-publishing-industry-in-2022.pdf))

5. 2024 年新闻出版统计公报

- Evidence informing the 2024 market-value input; displayed series and growth include calculations: For 2024, the official table reports xx.xx book copies or sheets and CNY xx.xx of book-publishing revenue. These constrain the demand bridge and historical contraction, rather than directly measuring printing-service sales.
- Evidence informing the 2025 market-value input; displayed series and growth include calculations: The 2024 book-publishing observation supplies the Chinese demand primitive for the 2025 model.
- Evidence informing base-year allocation inputs; displayed values and growth are calculated: 2024 book-publishing revenue of CNY xx.xx supplies the physical-demand proxy; reported output contraction qualifies growth assumptions. ([nppa.gov.cn](https://www.nppa.gov.cn/xxgk/fdzdgknr/tjxx/xx.xx/P020251218382424228218.pdf))
- Evidence informing forecast-year allocation inputs; displayed values and growth are calculated: 2024 book-publishing revenue of CNY xx.xx supplies the physical-demand proxy; reported output contraction qualifies growth assumptions. ([nppa.gov.cn](https://www.nppa.gov.cn/xxgk/fdzdgknr/tjxx/xx.xx/P020251218382424228218.pdf))
- Evidence informing base-year allocation inputs; displayed values and growth are calculated: The Chinese book-publishing observation is a major regional demand input, distinct from all printing and packaging industry revenue. ([nppa.gov.cn](https://www.nppa.gov.cn/xxgk/fdzdgknr/tjxx/xx.xx/P020251218382424228218.pdf))
- Evidence informing forecast-year allocation inputs; displayed values and growth are calculated: The Chinese book-publishing observation is a major regional demand input, distinct from all printing and packaging industry revenue. ([nppa.gov.cn](https://www.nppa.gov.cn/xxgk/fdzdgknr/tjxx/xx.xx/P020251218382424228218.pdf))

6. Foreign Exchange Rates - G.5A Annual, January 5, 2026

- Evidence informing the 2024 market-value input; displayed series and growth include calculations: The official 2024 annual-average conversion inputs are USD xx.xx per EUR, CNY xx.xx per USD and CAD xx.xx per USD.
- Evidence informing the 2025 market-value input; displayed series and growth include calculations: The exchange-rate table establishes the conversion basis of the preceding-year demand inputs used in the 2025 estimate; subsequent effective-USD price assumptions are modeled separately.

7. Book publishing industry, 2024 - Statistics Canada

- Evidence informing the 2024 market-value input; displayed series and growth include calculations: Canadian publishers reported CAD xx.xx of print sales outside the online category and CAD xx.xx of online print sales in 2024. Their sum, rather than total operating revenue, supplies the physical-book demand input.
- Evidence informing the 2025 market-value input; displayed series and growth include calculations: Reported cost of goods sold of CAD xx.xx, up CAD xx.xx from 2022, supplies a cost-pressure cross-check, not a directly attributable printing-services total.
- Evidence informing base-year allocation inputs; displayed values and growth are calculated: CAD xx.xx plus CAD xx.xx of print sales supplies a physical-book commissioning proxy; digital growth constrains the forecast mix. ([www150.statcan.gc.ca](https://www150.statcan.gc.ca/n1/daily-quotidien/xx.xx/dq260205b-eng.pdf))
- Evidence informing forecast-year allocation inputs; displayed values and growth are calculated: CAD xx.xx plus CAD xx.xx of print sales supplies a physical-book commissioning proxy; digital growth constrains the forecast mix. ([www150.statcan.gc.ca](https://www150.statcan.gc.ca/n1/daily-quotidien/xx.xx/dq260205b-eng.pdf))
- Evidence informing base-year allocation inputs; displayed values and growth are calculated: The Canadian physical-book input contributes to the North American demand index; it is publisher revenue, not service receipts. ([www150.statcan.gc.ca](https://www150.statcan.gc.ca/n1/daily-quotidien/xx.xx/dq260205b-eng.pdf))
- Evidence informing forecast-year allocation inputs; displayed values and growth are calculated: The Canadian physical-book input contributes to the North American demand index; it is publisher revenue, not service receipts. ([www150.statcan.gc.ca](https://www150.statcan.gc.ca/n1/daily-quotidien/xx.xx/dq260205b-eng.pdf))
- Evidence informing base-year allocation inputs; displayed values and growth are calculated: The print-channel value mix supplies a limited parcel-demand proxy, not observed bag purchases.
- Evidence informing forecast-year allocation inputs; displayed values and growth are calculated: The print-channel value mix supplies a limited parcel-demand proxy, not observed bag purchases.

8. U.S. Census Bureau - Books Printing: Shipments, annual table
   - Evidence informing the 2017 market-value input; displayed series and growth include calculations: U.S. books-printing shipments were USD xx.xx in 2017; this is a national production anchor for the historical model.
   - Evidence informing the 2018 market-value input; displayed series and growth include calculations: U.S. books-printing shipments were USD xx.xx in 2018.
   - Evidence informing the 2019 market-value input; displayed series and growth include calculations: U.S. books-printing shipments were USD xx.xx in 2019.
   - Evidence informing the 2020 market-value input; displayed series and growth include calculations: U.S. books-printing shipments were USD xx.xx in 2020.
   - Evidence informing the 2021 market-value input; displayed series and growth include calculations: U.S. books-printing shipments were USD xx.xx in 2021.
   - Evidence informing the 2022 market-value input; displayed series and growth include calculations: U.S. books-printing shipments were USD xx.xx in 2022.
   - Evidence informing the 2024 market-value input; displayed series and growth include calculations: U.S. books-printing shipments were USD xx.xx in 2024. This national industrial measure is narrower than the composite global service boundary.
9. U.S. Census Bureau - Book Publishers, All Establishments: Revenue, annual table
   - Evidence informing the 2024 market-value input; displayed series and growth include calculations: The Census annual series reports USD xx.xx of U.S. book-publisher revenue for 2024. A modeled xx.xx% physical-book proportion excludes digital and other adjacent receipts.
   - Evidence informing the 2025 market-value input; displayed series and growth include calculations: The 2024 Census observation replaces an older survey-based U.S. revenue bridge in the demand pool underlying 2025.
   - Evidence informing base-year allocation inputs; displayed values and growth are calculated: The official Census revenue-series page defines the publisher-receipt measure underlying the retained U.S. input; the exact 2024 cell was not independently re-extracted. ([fred.stlouisfed.org](https://fred.stlouisfed.org/data/AIES51113RCT00US))
   - Evidence informing forecast-year allocation inputs; displayed values and growth are calculated: The official Census revenue-series page defines the publisher-receipt measure underlying the retained U.S. input; the exact 2024 cell was not independently re-extracted. ([fred.stlouisfed.org](https://fred.stlouisfed.org/data/AIES51113RCT00US))
10. Scholastic Corporation - Form 10-K for the year ended May 31, 2025
    - Evidence informing the 2024 market-value input; displayed series and growth include calculations: Scholastic's fiscal 2024 product, service, production and inventory-reserve costs were xx.xx% of revenue; postage, freight, shipping, fulfillment and other costs were xx.xx%. These broad categories constrain, but do not directly establish, eligible outsourced-service spending.
    - Evidence informing the 2025 market-value input; displayed series and growth include calculations: The corresponding fiscal 2025 proportions were xx.xx% and xx.xx%. Royalties and prepublication amortization are separately disclosed, allowing their exclusion from the service-market bridge.

11. CEWE achieves all targets in 2025 and aims to further increase revenue and earnings in 2026

- Evidence informing the 2025 market-value input; displayed series and growth include calculations: CEWE reported xx.xx CEWE PHOTOBOOK copies in 2025 versus xx.xx in 2024, supporting a positive specialty-book volume assumption without establishing global adoption.
- Evidence informing the 2026 market-value input; displayed series and growth include calculations: Observed 2025 photobook growth informs the specialty-demand assumption for 2026; the market value remains modeled.
- Evidence informing the 2032 market-value input; displayed series and growth include calculations: The observed specialty-book activity is a starting condition for the forecast, not independent proof of continued growth through 2032.
- Evidence informing the 2040 market-value input; displayed series and growth include calculations: The forecast explicitly slows specialty-demand growth after 2032; this source supplies the initial commercial observation, not the long-term growth rate.
- Evidence informing base-year allocation inputs; displayed values and growth are calculated: Company photobook activity constrains the materiality of specialty commissions; it does not establish the modeled European specialty multiplier or continued growth through 2032. ([ir.cewe.de](https://ir.cewe.de/en/news/cewe-achieves-all-targets-in-2025-and-aims-to-further-increase-revenue-and-earnings-in/70292c17-c943-xx.xx-bd11-4323b6ce54d8))
- Evidence informing forecast-year allocation inputs; displayed values and growth are calculated: Company photobook activity constrains the materiality of specialty commissions; it does not establish the modeled European specialty multiplier or continued growth through 2032. ([ir.cewe.de](https://ir.cewe.de/en/news/cewe-achieves-all-targets-in-2025-and-aims-to-further-increase-revenue-and-earnings-in/70292c17-c943-xx.xx-bd11-4323b6ce54d8))

12. Paperback Printing Cost - Kindle Direct Publishing

- Evidence informing the 2025 market-value input; displayed series and growth include calculations: The inspected U.S. paperback schedule charges USD xx.xx plus USD xx.xx per page for the specified regular-trim black-ink category. It provides a contemporary commercial price comparison for the assumed USD xx.xx self-publishing production receipt, not an observed historical price or volume.
- Evidence informing the 2026 market-value input; displayed series and growth include calculations: The schedule distinguishes printing charges from royalties and retail list prices, supporting the production-receipt boundary used in the estimate.

13. European Book Publishing Statistics 2017

- Evidence informing the 2017 market-value input; displayed series and growth include calculations: The association's primary survey reports approximately EUR xx.xx of European net publisher revenue for 2017, constraining the pre-pandemic demand level.

14. European Book Publishing Statistics 2019

- Evidence informing the 2018 market-value input; displayed series and growth include calculations: The association reports approximately EUR xx.xx of publisher revenue for 2018.
- Evidence informing the 2019 market-value input; displayed series and growth include calculations: The association reports approximately EUR xx.xx for 2019 and identifies a questionnaire change that limits exact comparability with earlier observations.

15. 2021 年新闻出版产业分析报告

- Evidence informing the 2020 market-value input; displayed series and growth include calculations: The official report's 2021 comparison identifies a substantial rebound from 2020, constraining the pandemic-recovery bridge.
- Evidence informing the 2021 market-value input; displayed series and growth include calculations: China reported xx.xx book copies or sheets in 2021, up xx.xx%; the report also distinguishes textbook output and reprints.

16. European Book Publishing Statistics 2023

- Evidence informing the 2022 market-value input; displayed series and growth include calculations: European net publisher revenue was approximately EUR xx.xx in 2022; the association describes paper-cost pressure and price-led growth.

17. Foreign Exchange Rates - G.5A Annual, January 5, 2026
    - Evidence informing base-year allocation inputs; displayed values and growth are calculated: Official annual-average exchange-rate methodology supports the frozen common-USD conversion convention; it does not measure service demand. ([federalreserve.gov](https://www.federalreserve.gov/releases/g5a/xx.xx/))
    - Evidence informing forecast-year allocation inputs; displayed values and growth are calculated: Official annual-average exchange-rate methodology supports the frozen common-USD conversion convention; it does not measure service demand. ([federalreserve.gov](https://www.federalreserve.gov/releases/g5a/xx.xx/))
    - Evidence informing base-year allocation inputs; displayed values and growth are calculated: The annual currency-conversion convention prevents mixing local-currency demand inputs with USD allocation weights. ([federalreserve.gov](https://www.federalreserve.gov/releases/g5a/xx.xx/))
    - Evidence informing forecast-year allocation inputs; displayed values and growth are calculated: The annual currency-conversion convention prevents mixing local-currency demand inputs with USD allocation weights. ([federalreserve.gov](https://www.federalreserve.gov/releases/g5a/xx.xx/))
18. GCC Statistical Center - Education Statistics 2024 announcement, March 23, 2026
    - Evidence informing base-year allocation inputs; displayed values and growth are calculated: Approximately xx.xx general-school pupils constrain the regional educational customer pool; national apportionment and monetization are assumed. ([gccstat.org](https://www.gccstat.org/news/xx.xx))
    - Evidence informing forecast-year allocation inputs; displayed values and growth are calculated: Approximately xx.xx general-school pupils constrain the regional educational customer pool; national apportionment and monetization are assumed. ([gccstat.org](https://www.gccstat.org/news/xx.xx))
19. South African Book Publishing Industry Survey 2023-2024
    - Evidence informing base-year allocation inputs; displayed values and growth are calculated: The transparent national publisher survey supplies a regional commercial comparator, not an observed African printing-service total. ([publishsa.co.za](https://publishsa.co.za/wp-content/uploads/2025/xx.xx/South-African-Book-Publishing-Industry-Survey-2023-2024.pdf))
    - Evidence informing forecast-year allocation inputs; displayed values and growth are calculated: The transparent national publisher survey supplies a regional commercial comparator, not an observed African printing-service total. ([publishsa.co.za](https://publishsa.co.za/wp-content/uploads/2025/xx.xx/South-African-Book-Publishing-Industry-Survey-2023-2024.pdf))
20. Ministry of Education - Press conference release, December 17, 2024
    - Evidence informing base-year allocation inputs; displayed values and growth are calculated: The announced increase in annual NCERT textbook printing from xx.xx to xx.xx supports an educational-demand mechanism, not realized supplier receipts or the modeled forecast share. ([education.gov.in](https://www.education.gov.in/sites/upload_files/mhrd/files/PIB%20releae%20of%20the%20Press%20Conference%20held%20today.pdf))
    - Evidence informing forecast-year allocation inputs; displayed values and growth are calculated: The announced increase in annual NCERT textbook printing from xx.xx to xx.xx supports an educational-demand mechanism, not realized supplier receipts or the modeled forecast share. ([education.gov.in](https://www.education.gov.in/sites/upload_files/mhrd/files/PIB%20releae%20of%20the%20Press%20Conference%20held%20today.pdf))
21. Global Connect - Ingram Content Group
    - Evidence informing base-year allocation inputs; displayed values and growth are calculated: Agreement-dependent network access does not quantify Brazilian commissions or guarantee institutional awards. ([resources.ingramcontent.com](https://resources.ingramcontent.com/publishers/global-connect))
    - Evidence informing forecast-year allocation inputs; displayed values and growth are calculated: Agreement-dependent network access does not quantify Brazilian commissions or guarantee institutional awards. ([resources.ingramcontent.com](https://resources.ingramcontent.com/publishers/global-connect))

22. Paperback and Hardcover Distribution Rights - Kindle Direct Publishing
    - Evidence informing base-year allocation inputs; displayed values and growth are calculated: The marketplace-specific physical-book distribution restriction is not evidence of zero Mexican printing and packaging demand. ([kdp.amazon.com](https://kdp.amazon.com/en_US/help/topic/G201834280))
    - Evidence informing forecast-year allocation inputs; displayed values and growth are calculated: The marketplace-specific physical-book distribution restriction is not evidence of zero Mexican printing and packaging demand. ([kdp.amazon.com](https://kdp.amazon.com/en_US/help/topic/G201834280))
23. Digital Book Printing - Bookmobile
    - Evidence informing base-year allocation inputs; displayed values and growth are calculated: The current book-production portfolio separately offers poly bags, supporting commercial category participation rather than a sales weight.
    - Evidence informing forecast-year allocation inputs; displayed values and growth are calculated: The current book-production portfolio separately offers poly bags, supporting commercial category participation rather than a sales weight.
24. Sell Books on Shopify - Lulu
    - Evidence informing forecast-year allocation inputs; displayed values and growth are calculated: Direct fulfillment availability supports the parcel-use scenario without establishing bag mix.
25. European Commission - New EU Rules on Packaging Enter into Application
    - Evidence informing forecast-year allocation inputs; displayed values and growth are calculated: Regional circularity requirements inform lower lightweight-bag exposure without implying a global book-bag ban.

9.6. Seals & Strapping

Table 79. Global Book Printing & Packaging Services Market Size, by Seals & Strapping, by Region, 2017-2040 (USD Million)

Region	2017	2024	2025	2026	2027	2032	2040	CAGR (%)
Africa	xx.xx	xx.xx	xx.xx	xx.xx	xx.xx	xx.xx	xx.xx	xx.xx
Asia-Pacific	xx.xx	xx.xx	xx.xx	xx.xx	xx.xx	xx.xx	xx.xx	xx.xx
Europe	xx.xx	xx.xx	xx.xx	xx.xx	xx.xx	xx.xx	xx.xx	xx.xx
Latin America	xx.xx	xx.xx	xx.xx	xx.xx	xx.xx	xx.xx	xx.xx	xx.xx
Middle East	xx.xx	xx.xx	xx.xx	xx.xx	xx.xx	xx.xx	xx.xx	xx.xx
North America	xx.xx	xx.xx	xx.xx	xx.xx	xx.xx	xx.xx	xx.xx	xx.xx
Total	**xx.xx**	**xx.xx**	**xx.xx**	**xx.xx**	**xx.xx**	**xx.xx**	**xx.xx**	**xx.xx**

Table 80. Global Book Printing & Packaging Services Market Size, by Seals & Strapping, by Group, 2017-2040 (USD Million)

Group	2017	2024	2025	2026	2027	2032	2040	CAGR (%)
ASEAN	xx.xx	xx.xx	xx.xx	xx.xx	xx.xx	xx.xx	xx.xx	xx.xx
BRICS	xx.xx	xx.xx	xx.xx	xx.xx	xx.xx	xx.xx	xx.xx	xx.xx
European Union	xx.xx	xx.xx	xx.xx	xx.xx	xx.xx	xx.xx	xx.xx	xx.xx
G7	xx.xx	xx.xx	xx.xx	xx.xx	xx.xx	xx.xx	xx.xx	xx.xx
GCC	xx.xx	xx.xx	xx.xx	xx.xx	xx.xx	xx.xx	xx.xx	xx.xx
NATO	xx.xx	xx.xx	xx.xx	xx.xx	xx.xx	xx.xx	xx.xx	xx.xx

Table 81. Global Book Printing & Packaging Services Market Size, by Seals & Strapping, by Country, 2017-2040 (USD Million)

Country	2017	2024	2025	2026	2027	2032	2040	CAGR (%)
Australia	xx.xx	xx.xx	xx.xx	xx.xx	xx.xx	xx.xx	xx.xx	xx.xx
Brazil	xx.xx	xx.xx	xx.xx	xx.xx	xx.xx	xx.xx	xx.xx	xx.xx
Canada	xx.xx	xx.xx	xx.xx	xx.xx	xx.xx	xx.xx	xx.xx	xx.xx
China	xx.xx	xx.xx	xx.xx	xx.xx	xx.xx	xx.xx	xx.xx	xx.xx
France	xx.xx	xx.xx	xx.xx	xx.xx	xx.xx	xx.xx	xx.xx	xx.xx
Germany	xx.xx	xx.xx	xx.xx	xx.xx	xx.xx	xx.xx	xx.xx	xx.xx
India	xx.xx	xx.xx	xx.xx	xx.xx	xx.xx	xx.xx	xx.xx	xx.xx
Italy	xx.xx	xx.xx	xx.xx	xx.xx	xx.xx	xx.xx	xx.xx	xx.xx
Japan	xx.xx	xx.xx	xx.xx	xx.xx	xx.xx	xx.xx	xx.xx	xx.xx
Mexico	xx.xx	xx.xx	xx.xx	xx.xx	xx.xx	xx.xx	xx.xx	xx.xx
Russia	xx.xx	xx.xx	xx.xx	xx.xx	xx.xx	xx.xx	xx.xx	xx.xx
South Korea	xx.xx	xx.xx	xx.xx	xx.xx	xx.xx	xx.xx	xx.xx	xx.xx
Spain	xx.xx	xx.xx	xx.xx	xx.xx	xx.xx	xx.xx	xx.xx	xx.xx
United Kingdom	xx.xx	xx.xx	xx.xx	xx.xx	xx.xx	xx.xx	xx.xx	xx.xx
United States	xx.xx	xx.xx	xx.xx	xx.xx	xx.xx	xx.xx	xx.xx	xx.xx
Others	xx.xx	xx.xx	xx.xx	xx.xx	xx.xx	xx.xx	xx.xx	xx.xx
Total	**xx.xx**	**xx.xx**	**xx.xx**	**xx.xx**	**xx.xx**	**xx.xx**	**xx.xx**	**xx.xx**

Sources & Evidence

1. EDItEUR - ONIX Codelists Issue 75, List 80: Product Packaging Type
   - Taxonomy evidence: Browse-prevention tape is an explicit book-related closure. ([ns.editeur.org](https://ns.editeur.org/onix/en/xx.xx))
   - Taxonomy evidence: Browse-prevention tape is an explicit book-related closure category. ([ns.editeur.org](https://ns.editeur.org/onix/en/xx.xx))
   - Evidence informing base-year allocation inputs; displayed values and growth are calculated: Explicitly recognizes book browse-prevention closures.
   - Evidence informing forecast-year allocation inputs; displayed values and growth are calculated: Explicitly recognizes book browse-prevention closures.
2. U.S. Government Publishing Office - Program 827-S: Federal Aviation Administration Books
   - Taxonomy evidence: Closure tape and securing straps are specified separately from containers. ([gpo.gov](https://www.gpo.gov/docs/default-source/contract-pricing/ab0827s.pdf))
   - Evidence informing base-year allocation inputs; displayed values and growth are calculated: Identifies closure tape and securing straps independently of container construction.
   - Evidence informing forecast-year allocation inputs; displayed values and growth are calculated: Identifies closure tape and securing straps independently of container construction.
3. European Book Publishing Statistics 2024
   - Evidence informing the 2024 market-value input; displayed series and growth include calculations: European publishers reported approximately EUR xx.xx of net book-sales revenue in 2024. The disclosed ebook and audiobook proportions inform the modeled xx.xx% physical-book revenue proportion; publisher revenue is an input, not printing-service revenue.
   - Evidence informing the 2025 market-value input; displayed series and growth include calculations: The 2024 publisher-revenue and format observations provide the European demand input carried into the 2025 estimate.
   - Evidence informing base-year allocation inputs; displayed values and growth are calculated: EUR xx.xx of 2024 publisher revenue and weakening physical volumes constrain the European demand weight and forecast, not directly observed service shares. ([fep-fee.eu](https://www.fep-fee.eu/European-Book-Publishing-Statistics-2024))
   - Evidence informing forecast-year allocation inputs; displayed values and growth are calculated: EUR xx.xx of 2024 publisher revenue and weakening physical volumes constrain the European demand weight and forecast, not directly observed service shares. ([fep-fee.eu](https://www.fep-fee.eu/European-Book-Publishing-Statistics-2024))

4. The Global Publishing Industry in 2022

- Evidence informing the 2024 market-value input; displayed series and growth include calculations: Table xx.xx supplies country-level publishing revenues and identifies differences between retail-value, publisher-revenue, print-only and prior-year observations. Selected non-European country observations are adjusted for physical formats and period before estimating production spending.
- Evidence informing the 2025 market-value input; displayed series and growth include calculations: The selected country observations contribute to the demand pool underlying the 2025 working estimate. Nielsen retail datasets elsewhere in the publication are not used.
- Evidence informing base-year allocation inputs; displayed values and growth are calculated: Country revenue/format proxies constrain commissioning weights. ([wipo.int](https://www.wipo.int/edocs/pubdocs/en/wipo-pub-xx.xx-2023-xx.xx-en-the-global-publishing-industry-in-2022.pdf))
- Evidence informing forecast-year allocation inputs; displayed values and growth are calculated: Country revenue/format proxies constrain commissioning weights. ([wipo.int](https://www.wipo.int/edocs/pubdocs/en/wipo-pub-xx.xx-2023-xx.xx-en-the-global-publishing-industry-in-2022.pdf))
- Evidence informing base-year allocation inputs; displayed values and growth are calculated: Revenue and registration proxies constrain allocation. ([wipo.int](https://www.wipo.int/edocs/pubdocs/en/wipo-pub-xx.xx-2023-xx.xx-en-the-global-publishing-industry-in-2022.pdf))
- Evidence informing forecast-year allocation inputs; displayed values and growth are calculated: Revenue and registration proxies constrain allocation. ([wipo.int](https://www.wipo.int/edocs/pubdocs/en/wipo-pub-xx.xx-2023-xx.xx-en-the-global-publishing-industry-in-2022.pdf))
- Evidence informing base-year allocation inputs; displayed values and growth are calculated: Revenue, format and title proxies constrain allocation. ([wipo.int](https://www.wipo.int/edocs/pubdocs/en/wipo-pub-xx.xx-2023-xx.xx-en-the-global-publishing-industry-in-2022.pdf))
- Evidence informing forecast-year allocation inputs; displayed values and growth are calculated: Revenue, format and title proxies constrain allocation. ([wipo.int](https://www.wipo.int/edocs/pubdocs/en/wipo-pub-xx.xx-2023-xx.xx-en-the-global-publishing-industry-in-2022.pdf))
- Evidence informing base-year allocation inputs; displayed values and growth are calculated: Turkish revenue constrains regional commissioning scale. ([wipo.int](https://www.wipo.int/edocs/pubdocs/en/wipo-pub-xx.xx-2023-xx.xx-en-the-global-publishing-industry-in-2022.pdf))
- Evidence informing forecast-year allocation inputs; displayed values and growth are calculated: Turkish revenue constrains regional commissioning scale. ([wipo.int](https://www.wipo.int/edocs/pubdocs/en/wipo-pub-xx.xx-2023-xx.xx-en-the-global-publishing-industry-in-2022.pdf))
- Evidence informing base-year allocation inputs; displayed values and growth are calculated: Nigerian registration activity supplies a modeled-demand input. ([wipo.int](https://www.wipo.int/edocs/pubdocs/en/wipo-pub-xx.xx-2023-xx.xx-en-the-global-publishing-industry-in-2022.pdf))
- Evidence informing forecast-year allocation inputs; displayed values and growth are calculated: Nigerian registration activity supplies a modeled-demand input. ([wipo.int](https://www.wipo.int/edocs/pubdocs/en/wipo-pub-xx.xx-2023-xx.xx-en-the-global-publishing-industry-in-2022.pdf))
- Evidence informing base-year allocation inputs; displayed values and growth are calculated: Country revenue, format and registration proxies constrain allocation. ([wipo.int](https://www.wipo.int/edocs/pubdocs/en/wipo-pub-xx.xx-2023-xx.xx-en-the-global-publishing-industry-in-2022.pdf))
- Evidence informing forecast-year allocation inputs; displayed values and growth are calculated: Country revenue, format and registration proxies constrain allocation. ([wipo.int](https://www.wipo.int/edocs/pubdocs/en/wipo-pub-xx.xx-2023-xx.xx-en-the-global-publishing-industry-in-2022.pdf))

5. 2024 年新闻出版统计公报

· Evidence informing the 2024 market-value input; displayed series and growth include calculations: For 2024, the official table reports xx.xx book copies or sheets and CNY xx.xx of book-publishing revenue. These constrain the demand bridge and historical contraction, rather than directly measuring printing-service sales.

· Evidence informing the 2025 market-value input; displayed series and growth include calculations: The 2024 book-publishing observation supplies the Chinese demand primitive for the 2025 model.

· Evidence informing base-year allocation inputs; displayed values and growth are calculated: 2024 book-publishing revenue of CNY xx.xx supplies the physical-demand proxy; reported output contraction qualifies growth assumptions. ([nppa.gov.cn](https://www.nppa.gov.cn/xxgk/fdzdgknr/tjxx/xx.xx/P020251218382424228218.pdf))

· Evidence informing forecast-year allocation inputs; displayed values and growth are calculated: 2024 book-publishing revenue of CNY xx.xx supplies the physical-demand proxy; reported output contraction qualifies growth assumptions. ([nppa.gov.cn](https://www.nppa.gov.cn/xxgk/fdzdgknr/tjxx/xx.xx/P020251218382424228218.pdf))

· Evidence informing base-year allocation inputs; displayed values and growth are calculated: The Chinese book-publishing observation is a major regional demand input, distinct from all printing and packaging industry revenue. ([nppa.gov.cn](https://www.nppa.gov.cn/xxgk/fdzdgknr/tjxx/xx.xx/P020251218382424228218.pdf))

· Evidence informing forecast-year allocation inputs; displayed values and growth are calculated: The Chinese book-publishing observation is a major regional demand input, distinct from all printing and packaging industry revenue. ([nppa.gov.cn](https://www.nppa.gov.cn/xxgk/fdzdgknr/tjxx/xx.xx/P020251218382424228218.pdf))

6. Foreign Exchange Rates - G.5A Annual, January 5, 2026

· Evidence informing the 2024 market-value input; displayed series and growth include calculations: The official 2024 annual-average conversion inputs are USD xx.xx per EUR, CNY xx.xx per USD and CAD xx.xx per USD.

· Evidence informing the 2025 market-value input; displayed series and growth include calculations: The exchange-rate table establishes the conversion basis of the preceding-year demand inputs used in the 2025 estimate; subsequent effective-USD price assumptions are modeled separately.

7. Book publishing industry, 2024 - Statistics Canada

· Evidence informing the 2024 market-value input; displayed series and growth include calculations: Canadian publishers reported CAD xx.xx of print sales outside the online category and CAD xx.xx of online print sales in 2024. Their sum, rather than total operating revenue, supplies the physical-book demand input.

· Evidence informing the 2025 market-value input; displayed series and growth include calculations: Reported cost of goods sold of CAD xx.xx, up CAD xx.xx from 2022, supplies a cost-pressure cross-check, not a directly attributable printing-services total.

· Evidence informing base-year allocation inputs; displayed values and growth are calculated: CAD xx.xx plus CAD xx.xx of print sales supplies a physical-book commissioning proxy; digital growth constrains the forecast mix. ([www150.statcan.gc.ca](https://www150.statcan.gc.ca/n1/daily-quotidien/xx.xx/dq260205b-eng.pdf))

· Evidence informing forecast-year allocation inputs; displayed values and growth are calculated: CAD xx.xx plus CAD xx.xx of print sales supplies a physical-book commissioning proxy; digital growth constrains the forecast mix. ([www150.statcan.gc.ca](https://www150.statcan.gc.ca/n1/daily-quotidien/xx.xx/dq260205b-eng.pdf))

· Evidence informing base-year allocation inputs; displayed values and growth are calculated: The Canadian physical-book input contributes to the North American demand index; it is publisher revenue, not service receipts. ([www150.statcan.gc.ca](https://www150.statcan.gc.ca/n1/daily-quotidien/xx.xx/dq260205b-eng.pdf))

· Evidence informing forecast-year allocation inputs; displayed values and growth are calculated: The Canadian physical-book input contributes to the North American demand index; it is publisher revenue, not service receipts. ([www150.statcan.gc.ca](https://www150.statcan.gc.ca/n1/daily-quotidien/xx.xx/dq260205b-eng.pdf))

· Evidence informing base-year allocation inputs; displayed values and growth are calculated: Channel activity constrains the modeled delivery-pack population requiring closures.

· Evidence informing forecast-year allocation inputs; displayed values and growth are calculated: Channel activity constrains the modeled delivery-pack population requiring closures.

8. U.S. Census Bureau - Books Printing: Shipments, annual table
   - Evidence informing the 2017 market-value input; displayed series and growth include calculations: U.S. books-printing shipments were USD xx.xx in 2017; this is a national production anchor for the historical model.
   - Evidence informing the 2018 market-value input; displayed series and growth include calculations: U.S. books-printing shipments were USD xx.xx in 2018.
   - Evidence informing the 2019 market-value input; displayed series and growth include calculations: U.S. books-printing shipments were USD xx.xx in 2019.
   - Evidence informing the 2020 market-value input; displayed series and growth include calculations: U.S. books-printing shipments were USD xx.xx in 2020.
   - Evidence informing the 2021 market-value input; displayed series and growth include calculations: U.S. books-printing shipments were USD xx.xx in 2021.
   - Evidence informing the 2022 market-value input; displayed series and growth include calculations: U.S. books-printing shipments were USD xx.xx in 2022.
   - Evidence informing the 2024 market-value input; displayed series and growth include calculations: U.S. books-printing shipments were USD xx.xx in 2024. This national industrial measure is narrower than the composite global service boundary.
9. U.S. Census Bureau - Book Publishers, All Establishments: Revenue, annual table
   - Evidence informing the 2024 market-value input; displayed series and growth include calculations: The Census annual series reports USD xx.xx of U.S. book-publisher revenue for 2024. A modeled xx.xx% physical-book proportion excludes digital and other adjacent receipts.
   - Evidence informing the 2025 market-value input; displayed series and growth include calculations: The 2024 Census observation replaces an older survey-based U.S. revenue bridge in the demand pool underlying 2025.
   - Evidence informing base-year allocation inputs; displayed values and growth are calculated: The official Census revenue-series page defines the publisher-receipt measure underlying the retained U.S. input; the exact 2024 cell was not independently re-extracted. ([fred.stlouisfed.org](https://fred.stlouisfed.org/data/AIES51113RCT00US))
   - Evidence informing forecast-year allocation inputs; displayed values and growth are calculated: The official Census revenue-series page defines the publisher-receipt measure underlying the retained U.S. input; the exact 2024 cell was not independently re-extracted. ([fred.stlouisfed.org](https://fred.stlouisfed.org/data/AIES51113RCT00US))
10. Scholastic Corporation - Form 10-K for the year ended May 31, 2025
    - Evidence informing the 2024 market-value input; displayed series and growth include calculations: Scholastic's fiscal 2024 product, service, production and inventory-reserve costs were xx.xx% of revenue; postage, freight, shipping, fulfillment and other costs were xx.xx%. These broad categories constrain, but do not directly establish, eligible outsourced-service spending.
    - Evidence informing the 2025 market-value input; displayed series and growth include calculations: The corresponding fiscal 2025 proportions were xx.xx% and xx.xx%. Royalties and prepublication amortization are separately disclosed, allowing their exclusion from the service-market bridge.

11. CEWE achieves all targets in 2025 and aims to further increase revenue and earnings in 2026

- Evidence informing the 2025 market-value input; displayed series and growth include calculations: CEWE reported xx.xx CEWE PHOTOBOOK copies in 2025 versus xx.xx in 2024, supporting a positive specialty-book volume assumption without establishing global adoption.
- Evidence informing the 2026 market-value input; displayed series and growth include calculations: Observed 2025 photobook growth informs the specialty-demand assumption for 2026; the market value remains modeled.
- Evidence informing the 2032 market-value input; displayed series and growth include calculations: The observed specialty-book activity is a starting condition for the forecast, not independent proof of continued growth through 2032.
- Evidence informing the 2040 market-value input; displayed series and growth include calculations: The forecast explicitly slows specialty-demand growth after 2032; this source supplies the initial commercial observation, not the long-term growth rate.
- Evidence informing base-year allocation inputs; displayed values and growth are calculated: Company photobook activity constrains the materiality of specialty commissions; it does not establish the modeled European specialty multiplier or continued growth through 2032. ([ir.cewe.de](https://ir.cewe.de/en/news/cewe-achieves-all-targets-in-2025-and-aims-to-further-increase-revenue-and-earnings-in/70292c17-c943-xx.xx-bd11-4323b6ce54d8))
- Evidence informing forecast-year allocation inputs; displayed values and growth are calculated: Company photobook activity constrains the materiality of specialty commissions; it does not establish the modeled European specialty multiplier or continued growth through 2032. ([ir.cewe.de](https://ir.cewe.de/en/news/cewe-achieves-all-targets-in-2025-and-aims-to-further-increase-revenue-and-earnings-in/70292c17-c943-xx.xx-bd11-4323b6ce54d8))

12. Paperback Printing Cost - Kindle Direct Publishing

- Evidence informing the 2025 market-value input; displayed series and growth include calculations: The inspected U.S. paperback schedule charges USD xx.xx plus USD xx.xx per page for the specified regular-trim black-ink category. It provides a contemporary commercial price comparison for the assumed USD xx.xx self-publishing production receipt, not an observed historical price or volume.
- Evidence informing the 2026 market-value input; displayed series and growth include calculations: The schedule distinguishes printing charges from royalties and retail list prices, supporting the production-receipt boundary used in the estimate.

13. European Book Publishing Statistics 2017

- Evidence informing the 2017 market-value input; displayed series and growth include calculations: The association's primary survey reports approximately EUR xx.xx of European net publisher revenue for 2017, constraining the pre-pandemic demand level.

14. European Book Publishing Statistics 2019

- Evidence informing the 2018 market-value input; displayed series and growth include calculations: The association reports approximately EUR xx.xx of publisher revenue for 2018.
- Evidence informing the 2019 market-value input; displayed series and growth include calculations: The association reports approximately EUR xx.xx for 2019 and identifies a questionnaire change that limits exact comparability with earlier observations.

15. 2021 年新闻出版产业分析报告

- Evidence informing the 2020 market-value input; displayed series and growth include calculations: The official report's 2021 comparison identifies a substantial rebound from 2020, constraining the pandemic-recovery bridge.
- Evidence informing the 2021 market-value input; displayed series and growth include calculations: China reported xx.xx book copies or sheets in 2021, up xx.xx%; the report also distinguishes textbook output and reprints.

16. European Book Publishing Statistics 2023

- Evidence informing the 2022 market-value input; displayed series and growth include calculations: European net publisher revenue was approximately EUR xx.xx in 2022; the association describes paper-cost pressure and price-led growth.

17. Foreign Exchange Rates - G.5A Annual, January 5, 2026
    - Evidence informing base-year allocation inputs; displayed values and growth are calculated: Official annual-average exchange-rate methodology supports the frozen common-USD conversion convention; it does not measure service demand. ([federalreserve.gov](https://www.federalreserve.gov/releases/g5a/xx.xx/))
    - Evidence informing forecast-year allocation inputs; displayed values and growth are calculated: Official annual-average exchange-rate methodology supports the frozen common-USD conversion convention; it does not measure service demand. ([federalreserve.gov](https://www.federalreserve.gov/releases/g5a/xx.xx/))
    - Evidence informing base-year allocation inputs; displayed values and growth are calculated: The annual currency-conversion convention prevents mixing local-currency demand inputs with USD allocation weights. ([federalreserve.gov](https://www.federalreserve.gov/releases/g5a/xx.xx/))
    - Evidence informing forecast-year allocation inputs; displayed values and growth are calculated: The annual currency-conversion convention prevents mixing local-currency demand inputs with USD allocation weights. ([federalreserve.gov](https://www.federalreserve.gov/releases/g5a/xx.xx/))
18. GCC Statistical Center - Education Statistics 2024 announcement, March 23, 2026
    - Evidence informing base-year allocation inputs; displayed values and growth are calculated: Approximately xx.xx general-school pupils constrain the regional educational customer pool; national apportionment and monetization are assumed. ([gccstat.org](https://www.gccstat.org/news/xx.xx))
    - Evidence informing forecast-year allocation inputs; displayed values and growth are calculated: Approximately xx.xx general-school pupils constrain the regional educational customer pool; national apportionment and monetization are assumed. ([gccstat.org](https://www.gccstat.org/news/xx.xx))
19. South African Book Publishing Industry Survey 2023-2024
    - Evidence informing base-year allocation inputs; displayed values and growth are calculated: The transparent national publisher survey supplies a regional commercial comparator, not an observed African printing-service total. ([publishsa.co.za](https://publishsa.co.za/wp-content/uploads/2025/xx.xx/South-African-Book-Publishing-Industry-Survey-2023-2024.pdf))
    - Evidence informing forecast-year allocation inputs; displayed values and growth are calculated: The transparent national publisher survey supplies a regional commercial comparator, not an observed African printing-service total. ([publishsa.co.za](https://publishsa.co.za/wp-content/uploads/2025/xx.xx/South-African-Book-Publishing-Industry-Survey-2023-2024.pdf))
20. Ministry of Education - Press conference release, December 17, 2024
    - Evidence informing base-year allocation inputs; displayed values and growth are calculated: The announced increase in annual NCERT textbook printing from xx.xx to xx.xx supports an educational-demand mechanism, not realized supplier receipts or the modeled forecast share. ([education.gov.in](https://www.education.gov.in/sites/upload_files/mhrd/files/PIB%20releae%20of%20the%20Press%20Conference%20held%20today.pdf))
    - Evidence informing forecast-year allocation inputs; displayed values and growth are calculated: The announced increase in annual NCERT textbook printing from xx.xx to xx.xx supports an educational-demand mechanism, not realized supplier receipts or the modeled forecast share. ([education.gov.in](https://www.education.gov.in/sites/upload_files/mhrd/files/PIB%20releae%20of%20the%20Press%20Conference%20held%20today.pdf))
21. Global Connect - Ingram Content Group
    - Evidence informing base-year allocation inputs; displayed values and growth are calculated: Agreement-dependent network access does not quantify Brazilian commissions or guarantee institutional awards. ([resources.ingramcontent.com](https://resources.ingramcontent.com/publishers/global-connect))
    - Evidence informing forecast-year allocation inputs; displayed values and growth are calculated: Agreement-dependent network access does not quantify Brazilian commissions or guarantee institutional awards. ([resources.ingramcontent.com](https://resources.ingramcontent.com/publishers/global-connect))

22. Paperback and Hardcover Distribution Rights - Kindle Direct Publishing
    - Evidence informing base-year allocation inputs; displayed values and growth are calculated: The marketplace-specific physical-book distribution restriction is not evidence of zero Mexican printing and packaging demand. ([kdp.amazon.com](https://kdp.amazon.com/en_US/help/topic/G201834280))
    - Evidence informing forecast-year allocation inputs; displayed values and growth are calculated: The marketplace-specific physical-book distribution restriction is not evidence of zero Mexican printing and packaging demand. ([kdp.amazon.com](https://kdp.amazon.com/en_US/help/topic/G201834280))
23. Book Printing Cost in China: How Printing Prices Are Calculated
    - Evidence informing base-year allocation inputs; displayed values and growth are calculated: The inclusive carton quotation constrains combined spending; its closure split is assumed.
    - Evidence informing forecast-year allocation inputs; displayed values and growth are calculated: The inclusive carton quotation constrains combined spending; its closure split is assumed.

9.7. Protective Inserts & Cushioning

Table 82. Global Book Printing & Packaging Services Market Size, by Protective Inserts & Cushioning, by Region, 2017-2040 (USD Million)

Region	2017	2024	2025	2026	2027	2032	2040	CAGR (%)
Africa	xx.xx	xx.xx	xx.xx	xx.xx	xx.xx	xx.xx	xx.xx	xx.xx
Asia-Pacific	xx.xx	xx.xx	xx.xx	xx.xx	xx.xx	xx.xx	xx.xx	xx.xx
Europe	xx.xx	xx.xx	xx.xx	xx.xx	xx.xx	xx.xx	xx.xx	xx.xx
Latin America	xx.xx	xx.xx	xx.xx	xx.xx	xx.xx	xx.xx	xx.xx	xx.xx
Middle East	xx.xx	xx.xx	xx.xx	xx.xx	xx.xx	xx.xx	xx.xx	xx.xx
North America	xx.xx	xx.xx	xx.xx	xx.xx	xx.xx	xx.xx	xx.xx	xx.xx
Total	**xx.xx**	**xx.xx**	**xx.xx**	**xx.xx**	**xx.xx**	**xx.xx**	**xx.xx**	**xx.xx**

Table 83. Global Book Printing & Packaging Services Market Size, by Protective Inserts & Cushioning, by Group, 2017-2040 (USD Million)

Group	2017	2024	2025	2026	2027	2032	2040	CAGR (%)
ASEAN	xx.xx	xx.xx	xx.xx	xx.xx	xx.xx	xx.xx	xx.xx	xx.xx
BRICS	xx.xx	xx.xx	xx.xx	xx.xx	xx.xx	xx.xx	xx.xx	xx.xx
European Union	xx.xx	xx.xx	xx.xx	xx.xx	xx.xx	xx.xx	xx.xx	xx.xx
G7	xx.xx	xx.xx	xx.xx	xx.xx	xx.xx	xx.xx	xx.xx	xx.xx
GCC	xx.xx	xx.xx	xx.xx	xx.xx	xx.xx	xx.xx	xx.xx	xx.xx
NATO	xx.xx	xx.xx	xx.xx	xx.xx	xx.xx	xx.xx	xx.xx	xx.xx

Table 84. Global Book Printing & Packaging Services Market Size, by Protective Inserts & Cushioning, by Country, 2017-2040 (USD Million)

Country	2017	2024	2025	2026	2027	2032	2040	CAGR (%)
Australia	xx.xx	xx.xx	xx.xx	xx.xx	xx.xx	xx.xx	xx.xx	xx.xx
Brazil	xx.xx	xx.xx	xx.xx	xx.xx	xx.xx	xx.xx	xx.xx	xx.xx
Canada	xx.xx	xx.xx	xx.xx	xx.xx	xx.xx	xx.xx	xx.xx	xx.xx
China	xx.xx	xx.xx	xx.xx	xx.xx	xx.xx	xx.xx	xx.xx	xx.xx
France	xx.xx	xx.xx	xx.xx	xx.xx	xx.xx	xx.xx	xx.xx	xx.xx
Germany	xx.xx	xx.xx	xx.xx	xx.xx	xx.xx	xx.xx	xx.xx	xx.xx
India	xx.xx	xx.xx	xx.xx	xx.xx	xx.xx	xx.xx	xx.xx	xx.xx
Italy	xx.xx	xx.xx	xx.xx	xx.xx	xx.xx	xx.xx	xx.xx	xx.xx
Japan	xx.xx	xx.xx	xx.xx	xx.xx	xx.xx	xx.xx	xx.xx	xx.xx
Mexico	xx.xx	xx.xx	xx.xx	xx.xx	xx.xx	xx.xx	xx.xx	xx.xx
Russia	xx.xx	xx.xx	xx.xx	xx.xx	xx.xx	xx.xx	xx.xx	xx.xx
South Korea	xx.xx	xx.xx	xx.xx	xx.xx	xx.xx	xx.xx	xx.xx	xx.xx
Spain	xx.xx	xx.xx	xx.xx	xx.xx	xx.xx	xx.xx	xx.xx	xx.xx
United Kingdom	xx.xx	xx.xx	xx.xx	xx.xx	xx.xx	xx.xx	xx.xx	xx.xx
United States	xx.xx	xx.xx	xx.xx	xx.xx	xx.xx	xx.xx	xx.xx	xx.xx
Others	xx.xx	xx.xx	xx.xx	xx.xx	xx.xx	xx.xx	xx.xx	xx.xx
Total	**xx.xx**	**xx.xx**	**xx.xx**	**xx.xx**	**xx.xx**	**xx.xx**	**xx.xx**	**xx.xx**

Sources & Evidence

1. U.S. Government Publishing Office - Program 827-S: Federal Aviation Administration Books
   - Taxonomy evidence: The book procurement requires protective packing and filler. ([gpo.gov](https://www.gpo.gov/docs/default-source/contract-pricing/ab0827s.pdf))
   - Evidence informing base-year allocation inputs; displayed values and growth are calculated: Requires packing and filler separately from the external enclosure.
   - Evidence informing forecast-year allocation inputs; displayed values and growth are calculated: Requires packing and filler separately from the external enclosure.

2. European Book Publishing Statistics 2024
   - Evidence informing the 2024 market-value input; displayed series and growth include calculations: European publishers reported approximately EUR xx.xx of net book-sales revenue in 2024. The disclosed ebook and audiobook proportions inform the modeled xx.xx% physical-book revenue proportion; publisher revenue is an input, not printing-service revenue.
   - Evidence informing the 2025 market-value input; displayed series and growth include calculations: The 2024 publisher-revenue and format observations provide the European demand input carried into the 2025 estimate.
   - Evidence informing base-year allocation inputs; displayed values and growth are calculated: EUR xx.xx of 2024 publisher revenue and weakening physical volumes constrain the European demand weight and forecast, not directly observed service shares.
   ([fep-fee.eu](https://www.fep-fee.eu/European-Book-Publishing-Statistics-2024))
   - Evidence informing forecast-year allocation inputs; displayed values and growth are calculated: EUR xx.xx of 2024 publisher revenue and weakening physical volumes constrain the European demand weight and forecast, not directly observed service shares.
   ([fep-fee.eu](https://www.fep-fee.eu/European-Book-Publishing-Statistics-2024))

3. The Global Publishing Industry in 2022

- Evidence informing the 2024 market-value input; displayed series and growth include calculations: Table xx.xx supplies country-level publishing revenues and identifies differences between retail-value, publisher-revenue, print-only and prior-year observations. Selected non-European country observations are adjusted for physical formats and period before estimating production spending.
- Evidence informing the 2025 market-value input; displayed series and growth include calculations: The selected country observations contribute to the demand pool underlying the 2025 working estimate. Nielsen retail datasets elsewhere in the publication are not used.
- Evidence informing base-year allocation inputs; displayed values and growth are calculated: Country revenue/format proxies constrain commissioning weights. ([wipo.int](https://www.wipo.int/edocs/pubdocs/en/wipo-pub-xx.xx-2023-xx.xx-en-the-global-publishing-industry-in-2022.pdf))
- Evidence informing forecast-year allocation inputs; displayed values and growth are calculated: Country revenue/format proxies constrain commissioning weights. ([wipo.int](https://www.wipo.int/edocs/pubdocs/en/wipo-pub-xx.xx-2023-xx.xx-en-the-global-publishing-industry-in-2022.pdf))
- Evidence informing base-year allocation inputs; displayed values and growth are calculated: Revenue and registration proxies constrain allocation. ([wipo.int](https://www.wipo.int/edocs/pubdocs/en/wipo-pub-xx.xx-2023-xx.xx-en-the-global-publishing-industry-in-2022.pdf))
- Evidence informing forecast-year allocation inputs; displayed values and growth are calculated: Revenue and registration proxies constrain allocation. ([wipo.int](https://www.wipo.int/edocs/pubdocs/en/wipo-pub-xx.xx-2023-xx.xx-en-the-global-publishing-industry-in-2022.pdf))
- Evidence informing base-year allocation inputs; displayed values and growth are calculated: Revenue, format and title proxies constrain allocation. ([wipo.int](https://www.wipo.int/edocs/pubdocs/en/wipo-pub-xx.xx-2023-xx.xx-en-the-global-publishing-industry-in-2022.pdf))
- Evidence informing forecast-year allocation inputs; displayed values and growth are calculated: Revenue, format and title proxies constrain allocation. ([wipo.int](https://www.wipo.int/edocs/pubdocs/en/wipo-pub-xx.xx-2023-xx.xx-en-the-global-publishing-industry-in-2022.pdf))
- Evidence informing base-year allocation inputs; displayed values and growth are calculated: Turkish revenue constrains regional commissioning scale. ([wipo.int](https://www.wipo.int/edocs/pubdocs/en/wipo-pub-xx.xx-2023-xx.xx-en-the-global-publishing-industry-in-2022.pdf))
- Evidence informing forecast-year allocation inputs; displayed values and growth are calculated: Turkish revenue constrains regional commissioning scale. ([wipo.int](https://www.wipo.int/edocs/pubdocs/en/wipo-pub-xx.xx-2023-xx.xx-en-the-global-publishing-industry-in-2022.pdf))
- Evidence informing base-year allocation inputs; displayed values and growth are calculated: Nigerian registration activity supplies a modeled-demand input. ([wipo.int](https://www.wipo.int/edocs/pubdocs/en/wipo-pub-xx.xx-2023-xx.xx-en-the-global-publishing-industry-in-2022.pdf))
- Evidence informing forecast-year allocation inputs; displayed values and growth are calculated: Nigerian registration activity supplies a modeled-demand input. ([wipo.int](https://www.wipo.int/edocs/pubdocs/en/wipo-pub-xx.xx-2023-xx.xx-en-the-global-publishing-industry-in-2022.pdf))
- Evidence informing base-year allocation inputs; displayed values and growth are calculated: Country revenue, format and registration proxies constrain allocation. ([wipo.int](https://www.wipo.int/edocs/pubdocs/en/wipo-pub-xx.xx-2023-xx.xx-en-the-global-publishing-industry-in-2022.pdf))
- Evidence informing forecast-year allocation inputs; displayed values and growth are calculated: Country revenue, format and registration proxies constrain allocation. ([wipo.int](https://www.wipo.int/edocs/pubdocs/en/wipo-pub-xx.xx-2023-xx.xx-en-the-global-publishing-industry-in-2022.pdf))

4. 2024 年新闻出版统计公报

   · Evidence informing the 2024 market-value input; displayed series and growth include calculations: For 2024, the official table reports xx.xx book copies or sheets and CNY xx.xx of book-publishing revenue. These constrain the demand bridge and historical contraction, rather than directly measuring printing-service sales.

   · Evidence informing the 2025 market-value input; displayed series and growth include calculations: The 2024 book-publishing observation supplies the Chinese demand primitive for the 2025 model.

   · Evidence informing base-year allocation inputs; displayed values and growth are calculated: 2024 book-publishing revenue of CNY xx.xx supplies the physical-demand proxy; reported output contraction qualifies growth assumptions. ([nppa.gov.cn](https://www.nppa.gov.cn/xxgk/fdzdgknr/tjxx/xx.xx/P020251218382424228218.pdf))

   · Evidence informing forecast-year allocation inputs; displayed values and growth are calculated: 2024 book-publishing revenue of CNY xx.xx supplies the physical-demand proxy; reported output contraction qualifies growth assumptions. ([nppa.gov.cn](https://www.nppa.gov.cn/xxgk/fdzdgknr/tjxx/xx.xx/P020251218382424228218.pdf))

   · Evidence informing base-year allocation inputs; displayed values and growth are calculated: The Chinese book-publishing observation is a major regional demand input, distinct from all printing and packaging industry revenue. ([nppa.gov.cn](https://www.nppa.gov.cn/xxgk/fdzdgknr/tjxx/xx.xx/P020251218382424228218.pdf))

   · Evidence informing forecast-year allocation inputs; displayed values and growth are calculated: The Chinese book-publishing observation is a major regional demand input, distinct from all printing and packaging industry revenue. ([nppa.gov.cn](https://www.nppa.gov.cn/xxgk/fdzdgknr/tjxx/xx.xx/P020251218382424228218.pdf))

5. Foreign Exchange Rates - G.5A Annual, January 5, 2026

   · Evidence informing the 2024 market-value input; displayed series and growth include calculations: The official 2024 annual-average conversion inputs are USD xx.xx per EUR, CNY xx.xx per USD and CAD xx.xx per USD.

   · Evidence informing the 2025 market-value input; displayed series and growth include calculations: The exchange-rate table establishes the conversion basis of the preceding-year demand inputs used in the 2025 estimate; subsequent effective-USD price assumptions are modeled separately.

6. Book publishing industry, 2024 - Statistics Canada

   · Evidence informing the 2024 market-value input; displayed series and growth include calculations: Canadian publishers reported CAD xx.xx of print sales outside the online category and CAD xx.xx of online print sales in 2024. Their sum, rather than total operating revenue, supplies the physical-book demand input.

   · Evidence informing the 2025 market-value input; displayed series and growth include calculations: Reported cost of goods sold of CAD xx.xx, up CAD xx.xx from 2022, supplies a cost-pressure cross-check, not a directly attributable printing-services total.

   · Evidence informing base-year allocation inputs; displayed values and growth are calculated: CAD xx.xx plus CAD xx.xx of print sales supplies a physical-book commissioning proxy; digital growth constrains the forecast mix. ([www150.statcan.gc.ca](https://www150.statcan.gc.ca/n1/daily-quotidien/xx.xx/dq260205b-eng.pdf))

   · Evidence informing forecast-year allocation inputs; displayed values and growth are calculated: CAD xx.xx plus CAD xx.xx of print sales supplies a physical-book commissioning proxy; digital growth constrains the forecast mix. ([www150.statcan.gc.ca](https://www150.statcan.gc.ca/n1/daily-quotidien/xx.xx/dq260205b-eng.pdf))

   · Evidence informing base-year allocation inputs; displayed values and growth are calculated: The Canadian physical-book input contributes to the North American demand index; it is publisher revenue, not service receipts. ([www150.statcan.gc.ca](https://www150.statcan.gc.ca/n1/daily-quotidien/xx.xx/dq260205b-eng.pdf))

   · Evidence informing forecast-year allocation inputs; displayed values and growth are calculated: The Canadian physical-book input contributes to the North American demand index; it is publisher revenue, not service receipts. ([www150.statcan.gc.ca](https://www150.statcan.gc.ca/n1/daily-quotidien/xx.xx/dq260205b-eng.pdf))

   · Evidence informing base-year allocation inputs; displayed values and growth are calculated: Channel activity constrains the modeled delivery-pack population requiring separate protection.

   · Evidence informing forecast-year allocation inputs; displayed values and growth are calculated: Channel activity constrains the modeled delivery-pack population requiring separate protection.

7. U.S. Census Bureau - Books Printing: Shipments, annual table
   - Evidence informing the 2017 market-value input; displayed series and growth include calculations: U.S. books-printing shipments were USD xx.xx in 2017; this is a national production anchor for the historical model.
   - Evidence informing the 2018 market-value input; displayed series and growth include calculations: U.S. books-printing shipments were USD xx.xx in 2018.
   - Evidence informing the 2019 market-value input; displayed series and growth include calculations: U.S. books-printing shipments were USD xx.xx in 2019.
   - Evidence informing the 2020 market-value input; displayed series and growth include calculations: U.S. books-printing shipments were USD xx.xx in 2020.
   - Evidence informing the 2021 market-value input; displayed series and growth include calculations: U.S. books-printing shipments were USD xx.xx in 2021.
   - Evidence informing the 2022 market-value input; displayed series and growth include calculations: U.S. books-printing shipments were USD xx.xx in 2022.
   - Evidence informing the 2024 market-value input; displayed series and growth include calculations: U.S. books-printing shipments were USD xx.xx in 2024. This national industrial measure is narrower than the composite global service boundary.
8. U.S. Census Bureau - Book Publishers, All Establishments: Revenue, annual table
   - Evidence informing the 2024 market-value input; displayed series and growth include calculations: The Census annual series reports USD xx.xx of U.S. book-publisher revenue for 2024. A modeled xx.xx% physical-book proportion excludes digital and other adjacent receipts.
   - Evidence informing the 2025 market-value input; displayed series and growth include calculations: The 2024 Census observation replaces an older survey-based U.S. revenue bridge in the demand pool underlying 2025.
   - Evidence informing base-year allocation inputs; displayed values and growth are calculated: The official Census revenue-series page defines the publisher-receipt measure underlying the retained U.S. input; the exact 2024 cell was not independently re-extracted. ([fred.stlouisfed.org](https://fred.stlouisfed.org/data/AIES51113RCT00US))
   - Evidence informing forecast-year allocation inputs; displayed values and growth are calculated: The official Census revenue-series page defines the publisher-receipt measure underlying the retained U.S. input; the exact 2024 cell was not independently re-extracted. ([fred.stlouisfed.org](https://fred.stlouisfed.org/data/AIES51113RCT00US))
9. Scholastic Corporation - Form 10-K for the year ended May 31, 2025
   - Evidence informing the 2024 market-value input; displayed series and growth include calculations: Scholastic's fiscal 2024 product, service, production and inventory-reserve costs were xx.xx% of revenue; postage, freight, shipping, fulfillment and other costs were xx.xx%. These broad categories constrain, but do not directly establish, eligible outsourced-service spending.
   - Evidence informing the 2025 market-value input; displayed series and growth include calculations: The corresponding fiscal 2025 proportions were xx.xx% and xx.xx%. Royalties and prepublication amortization are separately disclosed, allowing their exclusion from the service-market bridge.

10. CEWE achieves all targets in 2025 and aims to further increase revenue and earnings in 2026

- Evidence informing the 2025 market-value input; displayed series and growth include calculations: CEWE reported xx.xx CEWE PHOTOBOOK copies in 2025 versus xx.xx in 2024, supporting a positive specialty-book volume assumption without establishing global adoption.
- Evidence informing the 2026 market-value input; displayed series and growth include calculations: Observed 2025 photobook growth informs the specialty-demand assumption for 2026; the market value remains modeled.
- Evidence informing the 2032 market-value input; displayed series and growth include calculations: The observed specialty-book activity is a starting condition for the forecast, not independent proof of continued growth through 2032.
- Evidence informing the 2040 market-value input; displayed series and growth include calculations: The forecast explicitly slows specialty-demand growth after 2032; this source supplies the initial commercial observation, not the long-term growth rate.
- Evidence informing base-year allocation inputs; displayed values and growth are calculated: Company photobook activity constrains the materiality of specialty commissions; it does not establish the modeled European specialty multiplier or continued growth through 2032. ([ir.cewe.de](https://ir.cewe.de/en/news/cewe-achieves-all-targets-in-2025-and-aims-to-further-increase-revenue-and-earnings-in/70292c17-c943-xx.xx-bd11-4323b6ce54d8))
- Evidence informing forecast-year allocation inputs; displayed values and growth are calculated: Company photobook activity constrains the materiality of specialty commissions; it does not establish the modeled European specialty multiplier or continued growth through 2032. ([ir.cewe.de](https://ir.cewe.de/en/news/cewe-achieves-all-targets-in-2025-and-aims-to-further-increase-revenue-and-earnings-in/70292c17-c943-xx.xx-bd11-4323b6ce54d8))

11. Paperback Printing Cost - Kindle Direct Publishing

- Evidence informing the 2025 market-value input; displayed series and growth include calculations: The inspected U.S. paperback schedule charges USD xx.xx plus USD xx.xx per page for the specified regular-trim black-ink category. It provides a contemporary commercial price comparison for the assumed USD xx.xx self-publishing production receipt, not an observed historical price or volume.
- Evidence informing the 2026 market-value input; displayed series and growth include calculations: The schedule distinguishes printing charges from royalties and retail list prices, supporting the production-receipt boundary used in the estimate.

12. European Book Publishing Statistics 2017

- Evidence informing the 2017 market-value input; displayed series and growth include calculations: The association's primary survey reports approximately EUR xx.xx of European net publisher revenue for 2017, constraining the pre-pandemic demand level.

13. European Book Publishing Statistics 2019

- Evidence informing the 2018 market-value input; displayed series and growth include calculations: The association reports approximately EUR xx.xx of publisher revenue for 2018.
- Evidence informing the 2019 market-value input; displayed series and growth include calculations: The association reports approximately EUR xx.xx for 2019 and identifies a questionnaire change that limits exact comparability with earlier observations.

14. 2021 年新闻出版产业分析报告

- Evidence informing the 2020 market-value input; displayed series and growth include calculations: The official report's 2021 comparison identifies a substantial rebound from 2020, constraining the pandemic-recovery bridge.
- Evidence informing the 2021 market-value input; displayed series and growth include calculations: China reported xx.xx book copies or sheets in 2021, up xx.xx%; the report also distinguishes textbook output and reprints.

15. European Book Publishing Statistics 2023

- Evidence informing the 2022 market-value input; displayed series and growth include calculations: European net publisher revenue was approximately EUR xx.xx in 2022; the association describes paper-cost pressure and price-led growth.

16. Foreign Exchange Rates - G.5A Annual, January 5, 2026
    - Evidence informing base-year allocation inputs; displayed values and growth are calculated: Official annual-average exchange-rate methodology supports the frozen common-USD conversion convention; it does not measure service demand. ([federalreserve.gov](https://www.federalreserve.gov/releases/g5a/xx.xx/))
    - Evidence informing forecast-year allocation inputs; displayed values and growth are calculated: Official annual-average exchange-rate methodology supports the frozen common-USD conversion convention; it does not measure service demand. ([federalreserve.gov](https://www.federalreserve.gov/releases/g5a/xx.xx/))
    - Evidence informing base-year allocation inputs; displayed values and growth are calculated: The annual currency-conversion convention prevents mixing local-currency demand inputs with USD allocation weights. ([federalreserve.gov](https://www.federalreserve.gov/releases/g5a/xx.xx/))
    - Evidence informing forecast-year allocation inputs; displayed values and growth are calculated: The annual currency-conversion convention prevents mixing local-currency demand inputs with USD allocation weights. ([federalreserve.gov](https://www.federalreserve.gov/releases/g5a/xx.xx/))
17. GCC Statistical Center - Education Statistics 2024 announcement, March 23, 2026
    - Evidence informing base-year allocation inputs; displayed values and growth are calculated: Approximately xx.xx general-school pupils constrain the regional educational customer pool; national apportionment and monetization are assumed. ([gccstat.org](https://www.gccstat.org/news/xx.xx))
    - Evidence informing forecast-year allocation inputs; displayed values and growth are calculated: Approximately xx.xx general-school pupils constrain the regional educational customer pool; national apportionment and monetization are assumed. ([gccstat.org](https://www.gccstat.org/news/xx.xx))
18. South African Book Publishing Industry Survey 2023-2024
    - Evidence informing base-year allocation inputs; displayed values and growth are calculated: The transparent national publisher survey supplies a regional commercial comparator, not an observed African printing-service total. ([publishsa.co.za](https://publishsa.co.za/wp-content/uploads/2025/xx.xx/South-African-Book-Publishing-Industry-Survey-2023-2024.pdf))
    - Evidence informing forecast-year allocation inputs; displayed values and growth are calculated: The transparent national publisher survey supplies a regional commercial comparator, not an observed African printing-service total. ([publishsa.co.za](https://publishsa.co.za/wp-content/uploads/2025/xx.xx/South-African-Book-Publishing-Industry-Survey-2023-2024.pdf))
19. Ministry of Education - Press conference release, December 17, 2024
    - Evidence informing base-year allocation inputs; displayed values and growth are calculated: The announced increase in annual NCERT textbook printing from xx.xx to xx.xx supports an educational-demand mechanism, not realized supplier receipts or the modeled forecast share. ([education.gov.in](https://www.education.gov.in/sites/upload_files/mhrd/files/PIB%20releae%20of%20the%20Press%20Conference%20held%20today.pdf))
    - Evidence informing forecast-year allocation inputs; displayed values and growth are calculated: The announced increase in annual NCERT textbook printing from xx.xx to xx.xx supports an educational-demand mechanism, not realized supplier receipts or the modeled forecast share. ([education.gov.in](https://www.education.gov.in/sites/upload_files/mhrd/files/PIB%20releae%20of%20the%20Press%20Conference%20held%20today.pdf))
20. Global Connect - Ingram Content Group
    - Evidence informing base-year allocation inputs; displayed values and growth are calculated: Agreement-dependent network access does not quantify Brazilian commissions or guarantee institutional awards. ([resources.ingramcontent.com](https://resources.ingramcontent.com/publishers/global-connect))
    - Evidence informing forecast-year allocation inputs; displayed values and growth are calculated: Agreement-dependent network access does not quantify Brazilian commissions or guarantee institutional awards. ([resources.ingramcontent.com](https://resources.ingramcontent.com/publishers/global-connect))

21. Paperback and Hardcover Distribution Rights - Kindle Direct Publishing
    - Evidence informing base-year allocation inputs; displayed values and growth are calculated: The marketplace-specific physical-book distribution restriction is not evidence of zero Mexican printing and packaging demand. ([kdp.amazon.com](https://kdp.amazon.com/en_US/help/topic/G201834280))
    - Evidence informing forecast-year allocation inputs; displayed values and growth are calculated: The marketplace-specific physical-book distribution restriction is not evidence of zero Mexican printing and packaging demand. ([kdp.amazon.com](https://kdp.amazon.com/en_US/help/topic/G201834280))
22. GPOExpress Program Pricing Guide - November 2024
    - Evidence informing base-year allocation inputs; displayed values and growth are calculated: USD xx.xx auxiliary insertion supplies a handling-price comparison, not protective-material sales.
    - Evidence informing forecast-year allocation inputs; displayed values and growth are calculated: USD xx.xx auxiliary insertion supplies a handling-price comparison, not protective-material sales.
23. Book Printing Cost in China: How Printing Prices Are Calculated
    - Evidence informing base-year allocation inputs; displayed values and growth are calculated: The inclusive carton quotation constrains combined spending; its cushioning split is assumed.
    - Evidence informing forecast-year allocation inputs; displayed values and growth are calculated: The inclusive carton quotation constrains combined spending; its cushioning split is assumed.
24. European Commission - New EU Rules on Packaging Enter into Application
    - Evidence informing forecast-year allocation inputs; displayed values and growth are calculated: Empty-space reduction provides a directional premise for lower cushioning allowance per individual box.

9.8. Sleeves & Wraparound Bands

Table 85. Global Book Printing & Packaging Services Market Size, by Sleeves & Wraparound Bands, by Region, 2017-2040 (USD Million)

Region	2017	2024	2025	2026	2027	2032	2040	CAGR (%)
Africa	xx.xx	xx.xx	xx.xx	xx.xx	xx.xx	xx.xx	xx.xx	xx.xx
Asia-Pacific	xx.xx	xx.xx	xx.xx	xx.xx	xx.xx	xx.xx	xx.xx	xx.xx
Europe	xx.xx	xx.xx	xx.xx	xx.xx	xx.xx	xx.xx	xx.xx	xx.xx
Latin America	xx.xx	xx.xx	xx.xx	xx.xx	xx.xx	xx.xx	xx.xx	xx.xx
Middle East	xx.xx	xx.xx	xx.xx	xx.xx	xx.xx	xx.xx	xx.xx	xx.xx
North America	xx.xx	xx.xx	xx.xx	xx.xx	xx.xx	xx.xx	xx.xx	xx.xx
Total	**xx.xx**	**xx.xx**	**xx.xx**	**xx.xx**	**xx.xx**	**xx.xx**	**xx.xx**	**xx.xx**

Table 86. Global Book Printing & Packaging Services Market Size, by Sleeves & Wraparound Bands, by Group, 2017-2040 (USD Million)

Group	2017	2024	2025	2026	2027	2032	2040	CAGR (%)
ASEAN	xx.xx	xx.xx	xx.xx	xx.xx	xx.xx	xx.xx	xx.xx	xx.xx
BRICS	xx.xx	xx.xx	xx.xx	xx.xx	xx.xx	xx.xx	xx.xx	xx.xx
European Union	xx.xx	xx.xx	xx.xx	xx.xx	xx.xx	xx.xx	xx.xx	xx.xx
G7	xx.xx	xx.xx	xx.xx	xx.xx	xx.xx	xx.xx	xx.xx	xx.xx
GCC	xx.xx	xx.xx	xx.xx	xx.xx	xx.xx	xx.xx	xx.xx	xx.xx
NATO	xx.xx	xx.xx	xx.xx	xx.xx	xx.xx	xx.xx	xx.xx	xx.xx

Table 87. Global Book Printing & Packaging Services Market Size, by Sleeves & Wraparound Bands, by Country, 2017-2040 (USD Million)

Country	2017	2024	2025	2026	2027	2032	2040	CAGR (%)
Australia	xx.xx	xx.xx	xx.xx	xx.xx	xx.xx	xx.xx	xx.xx	xx.xx
Brazil	xx.xx	xx.xx	xx.xx	xx.xx	xx.xx	xx.xx	xx.xx	xx.xx
Canada	xx.xx	xx.xx	xx.xx	xx.xx	xx.xx	xx.xx	xx.xx	xx.xx
China	xx.xx	xx.xx	xx.xx	xx.xx	xx.xx	xx.xx	xx.xx	xx.xx
France	xx.xx	xx.xx	xx.xx	xx.xx	xx.xx	xx.xx	xx.xx	xx.xx
Germany	xx.xx	xx.xx	xx.xx	xx.xx	xx.xx	xx.xx	xx.xx	xx.xx
India	xx.xx	xx.xx	xx.xx	xx.xx	xx.xx	xx.xx	xx.xx	xx.xx
Italy	xx.xx	xx.xx	xx.xx	xx.xx	xx.xx	xx.xx	xx.xx	xx.xx
Japan	xx.xx	xx.xx	xx.xx	xx.xx	xx.xx	xx.xx	xx.xx	xx.xx
Mexico	xx.xx	xx.xx	xx.xx	xx.xx	xx.xx	xx.xx	xx.xx	xx.xx
Russia	xx.xx	xx.xx	xx.xx	xx.xx	xx.xx	xx.xx	xx.xx	xx.xx
South Korea	xx.xx	xx.xx	xx.xx	xx.xx	xx.xx	xx.xx	xx.xx	xx.xx
Spain	xx.xx	xx.xx	xx.xx	xx.xx	xx.xx	xx.xx	xx.xx	xx.xx
United Kingdom	xx.xx	xx.xx	xx.xx	xx.xx	xx.xx	xx.xx	xx.xx	xx.xx
United States	xx.xx	xx.xx	xx.xx	xx.xx	xx.xx	xx.xx	xx.xx	xx.xx
Others	xx.xx	xx.xx	xx.xx	xx.xx	xx.xx	xx.xx	xx.xx	xx.xx
Total	**xx.xx**	**xx.xx**	**xx.xx**	**xx.xx**	**xx.xx**	**xx.xx**	**xx.xx**	**xx.xx**

Sources & Evidence

1. EDItEUR - ONIX Codelists Issue 75, List 80: Product Packaging Type
   - Taxonomy evidence: Wraparound sleeves leave opposing ends uncovered, distinguishing them from enclosed wraps. ([ns.editeur.org](https://ns.editeur.org/onix/en/xx.xx))
   - Evidence informing base-year allocation inputs; displayed values and growth are calculated: Open-ended wraparound sleeves are distinct from enclosed wrapping.
   - Evidence informing forecast-year allocation inputs; displayed values and growth are calculated: Open-ended wraparound sleeves are distinct from enclosed wrapping.
2. U.S. Government Publishing Office - Print Order Form 2511 Instructions
   - Taxonomy evidence: Paper-banded sets are an identifiable packaging configuration, strengthening support for the retained band grouping. ([gpo.gov](https://www.gpo.gov/docs/default-source/forms-standards-pdf-files/2511_instructions.pdf))
   - Evidence informing base-year allocation inputs; displayed values and growth are calculated: Specifies paper-banded sets separately from shrink-wrapped sets.
   - Evidence informing forecast-year allocation inputs; displayed values and growth are calculated: Specifies paper-banded sets separately from shrink-wrapped sets.
3. ONIX Codelists Issue 75 - List 80, Code 04: Wraparound Sleeve
   - Taxonomy evidence: Code xx.xx identifies a wraparound sleeve that leaves opposing ends open, supporting distinction from full wrapping and closed containers. ([ns.editeur.org](https://ns.editeur.org/onix/en/xx.xx/xx.xx))
4. European Book Publishing Statistics 2024
   - Evidence informing the 2024 market-value input; displayed series and growth include calculations: European publishers reported approximately EUR xx.xx of net book-sales revenue in 2024. The disclosed ebook and audiobook proportions inform the modeled xx.xx% physical-book revenue proportion; publisher revenue is an input, not printing-service revenue.
   - Evidence informing the 2025 market-value input; displayed series and growth include calculations: The 2024 publisher-revenue and format observations provide the European demand input carried into the 2025 estimate.
   - Evidence informing base-year allocation inputs; displayed values and growth are calculated: EUR xx.xx of 2024 publisher revenue and weakening physical volumes constrain the European demand weight and forecast, not directly observed service shares. ([fep-fee.eu](https://www.fep-fee.eu/European-Book-Publishing-Statistics-2024))
   - Evidence informing forecast-year allocation inputs; displayed values and growth are calculated: EUR xx.xx of 2024 publisher revenue and weakening physical volumes constrain the European demand weight and forecast, not directly observed service shares. ([fep-fee.eu](https://www.fep-fee.eu/European-Book-Publishing-Statistics-2024))

5. The Global Publishing Industry in 2022

- Evidence informing the 2024 market-value input; displayed series and growth include calculations: Table xx.xx supplies country-level publishing revenues and identifies differences between retail-value, publisher-revenue, print-only and prior-year observations. Selected non-European country observations are adjusted for physical formats and period before estimating production spending.
- Evidence informing the 2025 market-value input; displayed series and growth include calculations: The selected country observations contribute to the demand pool underlying the 2025 working estimate. Nielsen retail datasets elsewhere in the publication are not used.
- Evidence informing base-year allocation inputs; displayed values and growth are calculated: Country revenue/format proxies constrain commissioning weights. ([wipo.int](https://www.wipo.int/edocs/pubdocs/en/wipo-pub-xx.xx-2023-xx.xx-en-the-global-publishing-industry-in-2022.pdf))
- Evidence informing forecast-year allocation inputs; displayed values and growth are calculated: Country revenue/format proxies constrain commissioning weights. ([wipo.int](https://www.wipo.int/edocs/pubdocs/en/wipo-pub-xx.xx-2023-xx.xx-en-the-global-publishing-industry-in-2022.pdf))
- Evidence informing base-year allocation inputs; displayed values and growth are calculated: Revenue and registration proxies constrain allocation. ([wipo.int](https://www.wipo.int/edocs/pubdocs/en/wipo-pub-xx.xx-2023-xx.xx-en-the-global-publishing-industry-in-2022.pdf))
- Evidence informing forecast-year allocation inputs; displayed values and growth are calculated: Revenue and registration proxies constrain allocation. ([wipo.int](https://www.wipo.int/edocs/pubdocs/en/wipo-pub-xx.xx-2023-xx.xx-en-the-global-publishing-industry-in-2022.pdf))
- Evidence informing base-year allocation inputs; displayed values and growth are calculated: Revenue, format and title proxies constrain allocation. ([wipo.int](https://www.wipo.int/edocs/pubdocs/en/wipo-pub-xx.xx-2023-xx.xx-en-the-global-publishing-industry-in-2022.pdf))
- Evidence informing forecast-year allocation inputs; displayed values and growth are calculated: Revenue, format and title proxies constrain allocation. ([wipo.int](https://www.wipo.int/edocs/pubdocs/en/wipo-pub-xx.xx-2023-xx.xx-en-the-global-publishing-industry-in-2022.pdf))
- Evidence informing base-year allocation inputs; displayed values and growth are calculated: Turkish revenue constrains regional commissioning scale. ([wipo.int](https://www.wipo.int/edocs/pubdocs/en/wipo-pub-xx.xx-2023-xx.xx-en-the-global-publishing-industry-in-2022.pdf))
- Evidence informing forecast-year allocation inputs; displayed values and growth are calculated: Turkish revenue constrains regional commissioning scale. ([wipo.int](https://www.wipo.int/edocs/pubdocs/en/wipo-pub-xx.xx-2023-xx.xx-en-the-global-publishing-industry-in-2022.pdf))
- Evidence informing base-year allocation inputs; displayed values and growth are calculated: Nigerian registration activity supplies a modeled-demand input. ([wipo.int](https://www.wipo.int/edocs/pubdocs/en/wipo-pub-xx.xx-2023-xx.xx-en-the-global-publishing-industry-in-2022.pdf))
- Evidence informing forecast-year allocation inputs; displayed values and growth are calculated: Nigerian registration activity supplies a modeled-demand input. ([wipo.int](https://www.wipo.int/edocs/pubdocs/en/wipo-pub-xx.xx-2023-xx.xx-en-the-global-publishing-industry-in-2022.pdf))
- Evidence informing base-year allocation inputs; displayed values and growth are calculated: Country revenue, format and registration proxies constrain allocation. ([wipo.int](https://www.wipo.int/edocs/pubdocs/en/wipo-pub-xx.xx-2023-xx.xx-en-the-global-publishing-industry-in-2022.pdf))
- Evidence informing forecast-year allocation inputs; displayed values and growth are calculated: Country revenue, format and registration proxies constrain allocation. ([wipo.int](https://www.wipo.int/edocs/pubdocs/en/wipo-pub-xx.xx-2023-xx.xx-en-the-global-publishing-industry-in-2022.pdf))

6. 2024 年新闻出版统计公报

   · Evidence informing the 2024 market-value input; displayed series and growth include calculations: For 2024, the official table reports xx.xx book copies or sheets and CNY xx.xx of book-publishing revenue. These constrain the demand bridge and historical contraction, rather than directly measuring printing-service sales.

   · Evidence informing the 2025 market-value input; displayed series and growth include calculations: The 2024 book-publishing observation supplies the Chinese demand primitive for the 2025 model.

   · Evidence informing base-year allocation inputs; displayed values and growth are calculated: 2024 book-publishing revenue of CNY xx.xx supplies the physical-demand proxy; reported output contraction qualifies growth assumptions. ([nppa.gov.cn](https://www.nppa.gov.cn/xxgk/fdzdgknr/tjxx/xx.xx/P020251218382424228218.pdf))

   · Evidence informing forecast-year allocation inputs; displayed values and growth are calculated: 2024 book-publishing revenue of CNY xx.xx supplies the physical-demand proxy; reported output contraction qualifies growth assumptions. ([nppa.gov.cn](https://www.nppa.gov.cn/xxgk/fdzdgknr/tjxx/xx.xx/P020251218382424228218.pdf))

   · Evidence informing base-year allocation inputs; displayed values and growth are calculated: The Chinese book-publishing observation is a major regional demand input, distinct from all printing and packaging industry revenue. ([nppa.gov.cn](https://www.nppa.gov.cn/xxgk/fdzdgknr/tjxx/xx.xx/P020251218382424228218.pdf))

   · Evidence informing forecast-year allocation inputs; displayed values and growth are calculated: The Chinese book-publishing observation is a major regional demand input, distinct from all printing and packaging industry revenue. ([nppa.gov.cn](https://www.nppa.gov.cn/xxgk/fdzdgknr/tjxx/xx.xx/P020251218382424228218.pdf))

7. Foreign Exchange Rates - G.5A Annual, January 5, 2026

   · Evidence informing the 2024 market-value input; displayed series and growth include calculations: The official 2024 annual-average conversion inputs are USD xx.xx per EUR, CNY xx.xx per USD and CAD xx.xx per USD.

   · Evidence informing the 2025 market-value input; displayed series and growth include calculations: The exchange-rate table establishes the conversion basis of the preceding-year demand inputs used in the 2025 estimate; subsequent effective-USD price assumptions are modeled separately.

8. Book publishing industry, 2024 - Statistics Canada

   · Evidence informing the 2024 market-value input; displayed series and growth include calculations: Canadian publishers reported CAD xx.xx of print sales outside the online category and CAD xx.xx of online print sales in 2024. Their sum, rather than total operating revenue, supplies the physical-book demand input.

   · Evidence informing the 2025 market-value input; displayed series and growth include calculations: Reported cost of goods sold of CAD xx.xx, up CAD xx.xx from 2022, supplies a cost-pressure cross-check, not a directly attributable printing-services total.

   · Evidence informing base-year allocation inputs; displayed values and growth are calculated: CAD xx.xx plus CAD xx.xx of print sales supplies a physical-book commissioning proxy; digital growth constrains the forecast mix. ([www150.statcan.gc.ca](https://www150.statcan.gc.ca/n1/daily-quotidien/xx.xx/dq260205b-eng.pdf))

   · Evidence informing forecast-year allocation inputs; displayed values and growth are calculated: CAD xx.xx plus CAD xx.xx of print sales supplies a physical-book commissioning proxy; digital growth constrains the forecast mix. ([www150.statcan.gc.ca](https://www150.statcan.gc.ca/n1/daily-quotidien/xx.xx/dq260205b-eng.pdf))

   · Evidence informing base-year allocation inputs; displayed values and growth are calculated: The Canadian physical-book input contributes to the North American demand index; it is publisher revenue, not service receipts. ([www150.statcan.gc.ca](https://www150.statcan.gc.ca/n1/daily-quotidien/xx.xx/dq260205b-eng.pdf))

   · Evidence informing forecast-year allocation inputs; displayed values and growth are calculated: The Canadian physical-book input contributes to the North American demand index; it is publisher revenue, not service receipts. ([www150.statcan.gc.ca](https://www150.statcan.gc.ca/n1/daily-quotidien/xx.xx/dq260205b-eng.pdf))

9. U.S. Census Bureau - Books Printing: Shipments, annual table
   - Evidence informing the 2017 market-value input; displayed series and growth include calculations: U.S. books-printing shipments were USD xx.xx in 2017; this is a national production anchor for the historical model.
   - Evidence informing the 2018 market-value input; displayed series and growth include calculations: U.S. books-printing shipments were USD xx.xx in 2018.
   - Evidence informing the 2019 market-value input; displayed series and growth include calculations: U.S. books-printing shipments were USD xx.xx in 2019.
   - Evidence informing the 2020 market-value input; displayed series and growth include calculations: U.S. books-printing shipments were USD xx.xx in 2020.
   - Evidence informing the 2021 market-value input; displayed series and growth include calculations: U.S. books-printing shipments were USD xx.xx in 2021.
   - Evidence informing the 2022 market-value input; displayed series and growth include calculations: U.S. books-printing shipments were USD xx.xx in 2022.
   - Evidence informing the 2024 market-value input; displayed series and growth include calculations: U.S. books-printing shipments were USD xx.xx in 2024. This national industrial measure is narrower than the composite global service boundary.
10. U.S. Census Bureau - Book Publishers, All Establishments: Revenue, annual table
    - Evidence informing the 2024 market-value input; displayed series and growth include calculations: The Census annual series reports USD xx.xx of U.S. book-publisher revenue for 2024. A modeled xx.xx% physical-book proportion excludes digital and other adjacent receipts.
    - Evidence informing the 2025 market-value input; displayed series and growth include calculations: The 2024 Census observation replaces an older survey-based U.S. revenue bridge in the demand pool underlying 2025.
    - Evidence informing base-year allocation inputs; displayed values and growth are calculated: The official Census revenue-series page defines the publisher-receipt measure underlying the retained U.S. input; the exact 2024 cell was not independently re-extracted. ([fred.stlouisfed.org](https://fred.stlouisfed.org/data/AIES51113RCT00US))
    - Evidence informing forecast-year allocation inputs; displayed values and growth are calculated: The official Census revenue-series page defines the publisher-receipt measure underlying the retained U.S. input; the exact 2024 cell was not independently re-extracted. ([fred.stlouisfed.org](https://fred.stlouisfed.org/data/AIES51113RCT00US))
11. Scholastic Corporation - Form 10-K for the year ended May 31, 2025
    - Evidence informing the 2024 market-value input; displayed series and growth include calculations: Scholastic's fiscal 2024 product, service, production and inventory-reserve costs were xx.xx% of revenue; postage, freight, shipping, fulfillment and other costs were xx.xx%. These broad categories constrain, but do not directly establish, eligible outsourced-service spending.
    - Evidence informing the 2025 market-value input; displayed series and growth include calculations: The corresponding fiscal 2025 proportions were xx.xx% and xx.xx%. Royalties and prepublication amortization are separately disclosed, allowing their exclusion from the service-market bridge.

12. CEWE achieves all targets in 2025 and aims to further increase revenue and earnings in 2026

- Evidence informing the 2025 market-value input; displayed series and growth include calculations: CEWE reported xx.xx CEWE PHOTOBOOK copies in 2025 versus xx.xx in 2024, supporting a positive specialty-book volume assumption without establishing global adoption.
- Evidence informing the 2026 market-value input; displayed series and growth include calculations: Observed 2025 photobook growth informs the specialty-demand assumption for 2026; the market value remains modeled.
- Evidence informing the 2032 market-value input; displayed series and growth include calculations: The observed specialty-book activity is a starting condition for the forecast, not independent proof of continued growth through 2032.
- Evidence informing the 2040 market-value input; displayed series and growth include calculations: The forecast explicitly slows specialty-demand growth after 2032; this source supplies the initial commercial observation, not the long-term growth rate.
- Evidence informing base-year allocation inputs; displayed values and growth are calculated: Company photobook activity constrains the materiality of specialty commissions; it does not establish the modeled European specialty multiplier or continued growth through 2032. ([ir.cewe.de](https://ir.cewe.de/en/news/cewe-achieves-all-targets-in-2025-and-aims-to-further-increase-revenue-and-earnings-in/70292c17-c943-xx.xx-bd11-4323b6ce54d8))
- Evidence informing forecast-year allocation inputs; displayed values and growth are calculated: Company photobook activity constrains the materiality of specialty commissions; it does not establish the modeled European specialty multiplier or continued growth through 2032. ([ir.cewe.de](https://ir.cewe.de/en/news/cewe-achieves-all-targets-in-2025-and-aims-to-further-increase-revenue-and-earnings-in/70292c17-c943-xx.xx-bd11-4323b6ce54d8))

13. Paperback Printing Cost - Kindle Direct Publishing

- Evidence informing the 2025 market-value input; displayed series and growth include calculations: The inspected U.S. paperback schedule charges USD xx.xx plus USD xx.xx per page for the specified regular-trim black-ink category. It provides a contemporary commercial price comparison for the assumed USD xx.xx self-publishing production receipt, not an observed historical price or volume.
- Evidence informing the 2026 market-value input; displayed series and growth include calculations: The schedule distinguishes printing charges from royalties and retail list prices, supporting the production-receipt boundary used in the estimate.

14. European Book Publishing Statistics 2017

- Evidence informing the 2017 market-value input; displayed series and growth include calculations: The association's primary survey reports approximately EUR xx.xx of European net publisher revenue for 2017, constraining the pre-pandemic demand level.

15. European Book Publishing Statistics 2019

- Evidence informing the 2018 market-value input; displayed series and growth include calculations: The association reports approximately EUR xx.xx of publisher revenue for 2018.
- Evidence informing the 2019 market-value input; displayed series and growth include calculations: The association reports approximately EUR xx.xx for 2019 and identifies a questionnaire change that limits exact comparability with earlier observations.

16. 2021 年新闻出版产业分析报告

- Evidence informing the 2020 market-value input; displayed series and growth include calculations: The official report's 2021 comparison identifies a substantial rebound from 2020, constraining the pandemic-recovery bridge.
- Evidence informing the 2021 market-value input; displayed series and growth include calculations: China reported xx.xx book copies or sheets in 2021, up xx.xx%; the report also distinguishes textbook output and reprints.

17. European Book Publishing Statistics 2023

- Evidence informing the 2022 market-value input; displayed series and growth include calculations: European net publisher revenue was approximately EUR xx.xx in 2022; the association describes paper-cost pressure and price-led growth.

18. Foreign Exchange Rates - G.5A Annual, January 5, 2026
    - Evidence informing base-year allocation inputs; displayed values and growth are calculated: Official annual-average exchange-rate methodology supports the frozen common-USD conversion convention; it does not measure service demand. ([federalreserve.gov](https://www.federalreserve.gov/releases/g5a/xx.xx/))
    - Evidence informing forecast-year allocation inputs; displayed values and growth are calculated: Official annual-average exchange-rate methodology supports the frozen common-USD conversion convention; it does not measure service demand. ([federalreserve.gov](https://www.federalreserve.gov/releases/g5a/xx.xx/))
    - Evidence informing base-year allocation inputs; displayed values and growth are calculated: The annual currency-conversion convention prevents mixing local-currency demand inputs with USD allocation weights. ([federalreserve.gov](https://www.federalreserve.gov/releases/g5a/xx.xx/))
    - Evidence informing forecast-year allocation inputs; displayed values and growth are calculated: The annual currency-conversion convention prevents mixing local-currency demand inputs with USD allocation weights. ([federalreserve.gov](https://www.federalreserve.gov/releases/g5a/xx.xx/))
19. GCC Statistical Center - Education Statistics 2024 announcement, March 23, 2026
    - Evidence informing base-year allocation inputs; displayed values and growth are calculated: Approximately xx.xx general-school pupils constrain the regional educational customer pool; national apportionment and monetization are assumed. ([gccstat.org](https://www.gccstat.org/news/xx.xx))
    - Evidence informing forecast-year allocation inputs; displayed values and growth are calculated: Approximately xx.xx general-school pupils constrain the regional educational customer pool; national apportionment and monetization are assumed. ([gccstat.org](https://www.gccstat.org/news/xx.xx))
20. South African Book Publishing Industry Survey 2023-2024
    - Evidence informing base-year allocation inputs; displayed values and growth are calculated: The transparent national publisher survey supplies a regional commercial comparator, not an observed African printing-service total. ([publishsa.co.za](https://publishsa.co.za/wp-content/uploads/2025/xx.xx/South-African-Book-Publishing-Industry-Survey-2023-2024.pdf))
    - Evidence informing forecast-year allocation inputs; displayed values and growth are calculated: The transparent national publisher survey supplies a regional commercial comparator, not an observed African printing-service total. ([publishsa.co.za](https://publishsa.co.za/wp-content/uploads/2025/xx.xx/South-African-Book-Publishing-Industry-Survey-2023-2024.pdf))
21. Ministry of Education - Press conference release, December 17, 2024
    - Evidence informing base-year allocation inputs; displayed values and growth are calculated: The announced increase in annual NCERT textbook printing from xx.xx to xx.xx supports an educational-demand mechanism, not realized supplier receipts or the modeled forecast share. ([education.gov.in](https://www.education.gov.in/sites/upload_files/mhrd/files/PIB%20releae%20of%20the%20Press%20Conference%20held%20today.pdf))
    - Evidence informing forecast-year allocation inputs; displayed values and growth are calculated: The announced increase in annual NCERT textbook printing from xx.xx to xx.xx supports an educational-demand mechanism, not realized supplier receipts or the modeled forecast share. ([education.gov.in](https://www.education.gov.in/sites/upload_files/mhrd/files/PIB%20releae%20of%20the%20Press%20Conference%20held%20today.pdf))
22. Global Connect - Ingram Content Group
    - Evidence informing base-year allocation inputs; displayed values and growth are calculated: Agreement-dependent network access does not quantify Brazilian commissions or guarantee institutional awards. ([resources.ingramcontent.com](https://resources.ingramcontent.com/publishers/global-connect))
    - Evidence informing forecast-year allocation inputs; displayed values and growth are calculated: Agreement-dependent network access does not quantify Brazilian commissions or guarantee institutional awards. ([resources.ingramcontent.com](https://resources.ingramcontent.com/publishers/global-connect))

23. Paperback and Hardcover Distribution Rights - Kindle Direct Publishing
· Evidence informing base-year allocation inputs; displayed values and growth are calculated: The marketplace-specific physical-book distribution restriction is not evidence of zero Mexican printing and packaging demand. ([kdp.amazon.com](https://kdp.amazon.com/en_US/help/topic/G201834280))
· Evidence informing forecast-year allocation inputs; displayed values and growth are calculated: The marketplace-specific physical-book distribution restriction is not evidence of zero Mexican printing and packaging demand. ([kdp.amazon.com](https://kdp.amazon.com/en_US/help/topic/G201834280))
24. GPOExpress Program Pricing Guide - November 2024
· Evidence informing base-year allocation inputs; displayed values and growth are calculated: USD xx.xx hand folding provides a handling-cost comparison; the complete band realization remains modeled.
· Evidence informing forecast-year allocation inputs; displayed values and growth are calculated: USD xx.xx hand folding provides a handling-cost comparison; the complete band realization remains modeled.
25. European Commission - New EU Rules on Packaging Enter into Application
· Evidence informing forecast-year allocation inputs; displayed values and growth are calculated: Waste-reduction requirements inform the bounded substitution scenario; they do not quantify band adoption.

9.9. Blister & Clamshell Packs

Table 88. Global Book Printing & Packaging Services Market Size, by Blister & Clamshell Packs, by Region, 2017-2040 (USD Million)

Region	2017	2024	2025	2026	2027	2032	2040	CAGR (%)
Africa	xx.xx	xx.xx	xx.xx	xx.xx	xx.xx	xx.xx	xx.xx	xx.xx
Asia-Pacific	xx.xx	xx.xx	xx.xx	xx.xx	xx.xx	xx.xx	xx.xx	xx.xx
Europe	xx.xx	xx.xx	xx.xx	xx.xx	xx.xx	xx.xx	xx.xx	xx.xx
Latin America	xx.xx	xx.xx	xx.xx	xx.xx	xx.xx	xx.xx	xx.xx	xx.xx
Middle East	xx.xx	xx.xx	xx.xx	xx.xx	xx.xx	xx.xx	xx.xx	xx.xx
North America	xx.xx	xx.xx	xx.xx	xx.xx	xx.xx	xx.xx	xx.xx	xx.xx
Total	**xx.xx**	**xx.xx**	**xx.xx**	**xx.xx**	**xx.xx**	**xx.xx**	**xx.xx**	**xx.xx**

Table 89. Global Book Printing & Packaging Services Market Size, by Blister & Clamshell Packs, by Group, 2017-2040 (USD Million)

Group	2017	2024	2025	2026	2027	2032	2040	CAGR (%)
ASEAN	xx.xx	xx.xx	xx.xx	xx.xx	xx.xx	xx.xx	xx.xx	xx.xx
BRICS	xx.xx	xx.xx	xx.xx	xx.xx	xx.xx	xx.xx	xx.xx	xx.xx
European Union	xx.xx	xx.xx	xx.xx	xx.xx	xx.xx	xx.xx	xx.xx	xx.xx
G7	xx.xx	xx.xx	xx.xx	xx.xx	xx.xx	xx.xx	xx.xx	xx.xx
GCC	xx.xx	xx.xx	xx.xx	xx.xx	xx.xx	xx.xx	xx.xx	xx.xx
NATO	xx.xx	xx.xx	xx.xx	xx.xx	xx.xx	xx.xx	xx.xx	xx.xx

Table 90. Global Book Printing & Packaging Services Market Size, by Blister & Clamshell Packs, by Country, 2017-2040 (USD Million)

Country	2017	2024	2025	2026	2027	2032	2040	CAGR (%)
Australia	xx.xx	xx.xx	xx.xx	xx.xx	xx.xx	xx.xx	xx.xx	xx.xx
Brazil	xx.xx	xx.xx	xx.xx	xx.xx	xx.xx	xx.xx	xx.xx	xx.xx
Canada	xx.xx	xx.xx	xx.xx	xx.xx	xx.xx	xx.xx	xx.xx	xx.xx
China	xx.xx	xx.xx	xx.xx	xx.xx	xx.xx	xx.xx	xx.xx	xx.xx
France	xx.xx	xx.xx	xx.xx	xx.xx	xx.xx	xx.xx	xx.xx	xx.xx
Germany	xx.xx	xx.xx	xx.xx	xx.xx	xx.xx	xx.xx	xx.xx	xx.xx
India	xx.xx	xx.xx	xx.xx	xx.xx	xx.xx	xx.xx	xx.xx	xx.xx
Italy	xx.xx	xx.xx	xx.xx	xx.xx	xx.xx	xx.xx	xx.xx	xx.xx
Japan	xx.xx	xx.xx	xx.xx	xx.xx	xx.xx	xx.xx	xx.xx	xx.xx
Mexico	xx.xx	xx.xx	xx.xx	xx.xx	xx.xx	xx.xx	xx.xx	xx.xx
Russia	xx.xx	xx.xx	xx.xx	xx.xx	xx.xx	xx.xx	xx.xx	xx.xx
South Korea	xx.xx	xx.xx	xx.xx	xx.xx	xx.xx	xx.xx	xx.xx	xx.xx
Spain	xx.xx	xx.xx	xx.xx	xx.xx	xx.xx	xx.xx	xx.xx	xx.xx
United Kingdom	xx.xx	xx.xx	xx.xx	xx.xx	xx.xx	xx.xx	xx.xx	xx.xx
United States	xx.xx	xx.xx	xx.xx	xx.xx	xx.xx	xx.xx	xx.xx	xx.xx
Others	xx.xx	xx.xx	xx.xx	xx.xx	xx.xx	xx.xx	xx.xx	xx.xx
Total	**xx.xx**	**xx.xx**	**xx.xx**	**xx.xx**	**xx.xx**	**xx.xx**	**xx.xx**	**xx.xx**

Sources & Evidence

1. EDItEUR - ONIX Codelists Issue 75, List 80: Product Packaging Type
   - Taxonomy evidence: Formed-plastic clamshell and card-backed blister packs are distinct named constructions. ([ns.editeur.org](https://ns.editeur.org/onix/en/xx.xx))
   - Taxonomy evidence: Codes distinguish formed-plastic clamshell packaging from card-backed blister packaging. ([ns.editeur.org](https://ns.editeur.org/onix/en/xx.xx))
   - Evidence informing base-year allocation inputs; displayed values and growth are calculated: Defines formed-plastic clamshells and card-backed blister packaging as distinct constructions.
   - Evidence informing forecast-year allocation inputs; displayed values and growth are calculated: Defines formed-plastic clamshells and card-backed blister packaging as distinct constructions.

2. European Book Publishing Statistics 2024
   - Evidence informing the 2024 market-value input; displayed series and growth include calculations: European publishers reported approximately EUR xx.xx of net book-sales revenue in 2024. The disclosed ebook and audiobook proportions inform the modeled xx.xx% physical-book revenue proportion; publisher revenue is an input, not printing-service revenue.
   - Evidence informing the 2025 market-value input; displayed series and growth include calculations: The 2024 publisher-revenue and format observations provide the European demand input carried into the 2025 estimate.
   - Evidence informing base-year allocation inputs; displayed values and growth are calculated: EUR xx.xx of 2024 publisher revenue and weakening physical volumes constrain the European demand weight and forecast, not directly observed service shares.
   ([fep-fee.eu](https://www.fep-fee.eu/European-Book-Publishing-Statistics-2024))
   - Evidence informing forecast-year allocation inputs; displayed values and growth are calculated: EUR xx.xx of 2024 publisher revenue and weakening physical volumes constrain the European demand weight and forecast, not directly observed service shares.
   ([fep-fee.eu](https://www.fep-fee.eu/European-Book-Publishing-Statistics-2024))

3. The Global Publishing Industry in 2022

- Evidence informing the 2024 market-value input; displayed series and growth include calculations: Table xx.xx supplies country-level publishing revenues and identifies differences between retail-value, publisher-revenue, print-only and prior-year observations. Selected non-European country observations are adjusted for physical formats and period before estimating production spending.
- Evidence informing the 2025 market-value input; displayed series and growth include calculations: The selected country observations contribute to the demand pool underlying the 2025 working estimate. Nielsen retail datasets elsewhere in the publication are not used.
- Evidence informing base-year allocation inputs; displayed values and growth are calculated: Country revenue/format proxies constrain commissioning weights. ([wipo.int](https://www.wipo.int/edocs/pubdocs/en/wipo-pub-xx.xx-2023-xx.xx-en-the-global-publishing-industry-in-2022.pdf))
- Evidence informing forecast-year allocation inputs; displayed values and growth are calculated: Country revenue/format proxies constrain commissioning weights. ([wipo.int](https://www.wipo.int/edocs/pubdocs/en/wipo-pub-xx.xx-2023-xx.xx-en-the-global-publishing-industry-in-2022.pdf))
- Evidence informing base-year allocation inputs; displayed values and growth are calculated: Revenue and registration proxies constrain allocation. ([wipo.int](https://www.wipo.int/edocs/pubdocs/en/wipo-pub-xx.xx-2023-xx.xx-en-the-global-publishing-industry-in-2022.pdf))
- Evidence informing forecast-year allocation inputs; displayed values and growth are calculated: Revenue and registration proxies constrain allocation. ([wipo.int](https://www.wipo.int/edocs/pubdocs/en/wipo-pub-xx.xx-2023-xx.xx-en-the-global-publishing-industry-in-2022.pdf))
- Evidence informing base-year allocation inputs; displayed values and growth are calculated: Revenue, format and title proxies constrain allocation. ([wipo.int](https://www.wipo.int/edocs/pubdocs/en/wipo-pub-xx.xx-2023-xx.xx-en-the-global-publishing-industry-in-2022.pdf))
- Evidence informing forecast-year allocation inputs; displayed values and growth are calculated: Revenue, format and title proxies constrain allocation. ([wipo.int](https://www.wipo.int/edocs/pubdocs/en/wipo-pub-xx.xx-2023-xx.xx-en-the-global-publishing-industry-in-2022.pdf))
- Evidence informing base-year allocation inputs; displayed values and growth are calculated: Turkish revenue constrains regional commissioning scale. ([wipo.int](https://www.wipo.int/edocs/pubdocs/en/wipo-pub-xx.xx-2023-xx.xx-en-the-global-publishing-industry-in-2022.pdf))
- Evidence informing forecast-year allocation inputs; displayed values and growth are calculated: Turkish revenue constrains regional commissioning scale. ([wipo.int](https://www.wipo.int/edocs/pubdocs/en/wipo-pub-xx.xx-2023-xx.xx-en-the-global-publishing-industry-in-2022.pdf))
- Evidence informing base-year allocation inputs; displayed values and growth are calculated: Nigerian registration activity supplies a modeled-demand input. ([wipo.int](https://www.wipo.int/edocs/pubdocs/en/wipo-pub-xx.xx-2023-xx.xx-en-the-global-publishing-industry-in-2022.pdf))
- Evidence informing forecast-year allocation inputs; displayed values and growth are calculated: Nigerian registration activity supplies a modeled-demand input. ([wipo.int](https://www.wipo.int/edocs/pubdocs/en/wipo-pub-xx.xx-2023-xx.xx-en-the-global-publishing-industry-in-2022.pdf))
- Evidence informing base-year allocation inputs; displayed values and growth are calculated: Country revenue, format and registration proxies constrain allocation. ([wipo.int](https://www.wipo.int/edocs/pubdocs/en/wipo-pub-xx.xx-2023-xx.xx-en-the-global-publishing-industry-in-2022.pdf))
- Evidence informing forecast-year allocation inputs; displayed values and growth are calculated: Country revenue, format and registration proxies constrain allocation. ([wipo.int](https://www.wipo.int/edocs/pubdocs/en/wipo-pub-xx.xx-2023-xx.xx-en-the-global-publishing-industry-in-2022.pdf))

4. 2024 年新闻出版统计公报

   · Evidence informing the 2024 market-value input; displayed series and growth include calculations: For 2024, the official table reports xx.xx book copies or sheets and CNY xx.xx of book-publishing revenue. These constrain the demand bridge and historical contraction, rather than directly measuring printing-service sales.

   · Evidence informing the 2025 market-value input; displayed series and growth include calculations: The 2024 book-publishing observation supplies the Chinese demand primitive for the 2025 model.

   · Evidence informing base-year allocation inputs; displayed values and growth are calculated: 2024 book-publishing revenue of CNY xx.xx supplies the physical-demand proxy; reported output contraction qualifies growth assumptions. ([nppa.gov.cn](https://www.nppa.gov.cn/xxgk/fdzdgknr/tjxx/xx.xx/P020251218382424228218.pdf))

   · Evidence informing forecast-year allocation inputs; displayed values and growth are calculated: 2024 book-publishing revenue of CNY xx.xx supplies the physical-demand proxy; reported output contraction qualifies growth assumptions. ([nppa.gov.cn](https://www.nppa.gov.cn/xxgk/fdzdgknr/tjxx/xx.xx/P020251218382424228218.pdf))

   · Evidence informing base-year allocation inputs; displayed values and growth are calculated: The Chinese book-publishing observation is a major regional demand input, distinct from all printing and packaging industry revenue. ([nppa.gov.cn](https://www.nppa.gov.cn/xxgk/fdzdgknr/tjxx/xx.xx/P020251218382424228218.pdf))

   · Evidence informing forecast-year allocation inputs; displayed values and growth are calculated: The Chinese book-publishing observation is a major regional demand input, distinct from all printing and packaging industry revenue. ([nppa.gov.cn](https://www.nppa.gov.cn/xxgk/fdzdgknr/tjxx/xx.xx/P020251218382424228218.pdf))

5. Foreign Exchange Rates - G.5A Annual, January 5, 2026

   · Evidence informing the 2024 market-value input; displayed series and growth include calculations: The official 2024 annual-average conversion inputs are USD xx.xx per EUR, CNY xx.xx per USD and CAD xx.xx per USD.

   · Evidence informing the 2025 market-value input; displayed series and growth include calculations: The exchange-rate table establishes the conversion basis of the preceding-year demand inputs used in the 2025 estimate; subsequent effective-USD price assumptions are modeled separately.

6. Book publishing industry, 2024 - Statistics Canada

   · Evidence informing the 2024 market-value input; displayed series and growth include calculations: Canadian publishers reported CAD xx.xx of print sales outside the online category and CAD xx.xx of online print sales in 2024. Their sum, rather than total operating revenue, supplies the physical-book demand input.

   · Evidence informing the 2025 market-value input; displayed series and growth include calculations: Reported cost of goods sold of CAD xx.xx, up CAD xx.xx from 2022, supplies a cost-pressure cross-check, not a directly attributable printing-services total.

   · Evidence informing base-year allocation inputs; displayed values and growth are calculated: CAD xx.xx plus CAD xx.xx of print sales supplies a physical-book commissioning proxy; digital growth constrains the forecast mix. ([www150.statcan.gc.ca](https://www150.statcan.gc.ca/n1/daily-quotidien/xx.xx/dq260205b-eng.pdf))

   · Evidence informing forecast-year allocation inputs; displayed values and growth are calculated: CAD xx.xx plus CAD xx.xx of print sales supplies a physical-book commissioning proxy; digital growth constrains the forecast mix. ([www150.statcan.gc.ca](https://www150.statcan.gc.ca/n1/daily-quotidien/xx.xx/dq260205b-eng.pdf))

   · Evidence informing base-year allocation inputs; displayed values and growth are calculated: The Canadian physical-book input contributes to the North American demand index; it is publisher revenue, not service receipts. ([www150.statcan.gc.ca](https://www150.statcan.gc.ca/n1/daily-quotidien/xx.xx/dq260205b-eng.pdf))

   · Evidence informing forecast-year allocation inputs; displayed values and growth are calculated: The Canadian physical-book input contributes to the North American demand index; it is publisher revenue, not service receipts. ([www150.statcan.gc.ca](https://www150.statcan.gc.ca/n1/daily-quotidien/xx.xx/dq260205b-eng.pdf))

7. U.S. Census Bureau - Books Printing: Shipments, annual table
   - Evidence informing the 2017 market-value input; displayed series and growth include calculations: U.S. books-printing shipments were USD xx.xx in 2017; this is a national production anchor for the historical model.
   - Evidence informing the 2018 market-value input; displayed series and growth include calculations: U.S. books-printing shipments were USD xx.xx in 2018.
   - Evidence informing the 2019 market-value input; displayed series and growth include calculations: U.S. books-printing shipments were USD xx.xx in 2019.
   - Evidence informing the 2020 market-value input; displayed series and growth include calculations: U.S. books-printing shipments were USD xx.xx in 2020.
   - Evidence informing the 2021 market-value input; displayed series and growth include calculations: U.S. books-printing shipments were USD xx.xx in 2021.
   - Evidence informing the 2022 market-value input; displayed series and growth include calculations: U.S. books-printing shipments were USD xx.xx in 2022.
   - Evidence informing the 2024 market-value input; displayed series and growth include calculations: U.S. books-printing shipments were USD xx.xx in 2024. This national industrial measure is narrower than the composite global service boundary.
8. U.S. Census Bureau - Book Publishers, All Establishments: Revenue, annual table
   - Evidence informing the 2024 market-value input; displayed series and growth include calculations: The Census annual series reports USD xx.xx of U.S. book-publisher revenue for 2024. A modeled xx.xx% physical-book proportion excludes digital and other adjacent receipts.
   - Evidence informing the 2025 market-value input; displayed series and growth include calculations: The 2024 Census observation replaces an older survey-based U.S. revenue bridge in the demand pool underlying 2025.
   - Evidence informing base-year allocation inputs; displayed values and growth are calculated: The official Census revenue-series page defines the publisher-receipt measure underlying the retained U.S. input; the exact 2024 cell was not independently re-extracted. ([fred.stlouisfed.org](https://fred.stlouisfed.org/data/AIES51113RCT00US))
   - Evidence informing forecast-year allocation inputs; displayed values and growth are calculated: The official Census revenue-series page defines the publisher-receipt measure underlying the retained U.S. input; the exact 2024 cell was not independently re-extracted. ([fred.stlouisfed.org](https://fred.stlouisfed.org/data/AIES51113RCT00US))
9. Scholastic Corporation - Form 10-K for the year ended May 31, 2025
   - Evidence informing the 2024 market-value input; displayed series and growth include calculations: Scholastic's fiscal 2024 product, service, production and inventory-reserve costs were xx.xx% of revenue; postage, freight, shipping, fulfillment and other costs were xx.xx%. These broad categories constrain, but do not directly establish, eligible outsourced-service spending.
   - Evidence informing the 2025 market-value input; displayed series and growth include calculations: The corresponding fiscal 2025 proportions were xx.xx% and xx.xx%. Royalties and prepublication amortization are separately disclosed, allowing their exclusion from the service-market bridge.

10. CEWE achieves all targets in 2025 and aims to further increase revenue and earnings in 2026

- Evidence informing the 2025 market-value input; displayed series and growth include calculations: CEWE reported xx.xx CEWE PHOTOBOOK copies in 2025 versus xx.xx in 2024, supporting a positive specialty-book volume assumption without establishing global adoption.
- Evidence informing the 2026 market-value input; displayed series and growth include calculations: Observed 2025 photobook growth informs the specialty-demand assumption for 2026; the market value remains modeled.
- Evidence informing the 2032 market-value input; displayed series and growth include calculations: The observed specialty-book activity is a starting condition for the forecast, not independent proof of continued growth through 2032.
- Evidence informing the 2040 market-value input; displayed series and growth include calculations: The forecast explicitly slows specialty-demand growth after 2032; this source supplies the initial commercial observation, not the long-term growth rate.
- Evidence informing base-year allocation inputs; displayed values and growth are calculated: Company photobook activity constrains the materiality of specialty commissions; it does not establish the modeled European specialty multiplier or continued growth through 2032. ([ir.cewe.de](https://ir.cewe.de/en/news/cewe-achieves-all-targets-in-2025-and-aims-to-further-increase-revenue-and-earnings-in/70292c17-c943-xx.xx-bd11-4323b6ce54d8))
- Evidence informing forecast-year allocation inputs; displayed values and growth are calculated: Company photobook activity constrains the materiality of specialty commissions; it does not establish the modeled European specialty multiplier or continued growth through 2032. ([ir.cewe.de](https://ir.cewe.de/en/news/cewe-achieves-all-targets-in-2025-and-aims-to-further-increase-revenue-and-earnings-in/70292c17-c943-xx.xx-bd11-4323b6ce54d8))

11. Paperback Printing Cost - Kindle Direct Publishing

- Evidence informing the 2025 market-value input; displayed series and growth include calculations: The inspected U.S. paperback schedule charges USD xx.xx plus USD xx.xx per page for the specified regular-trim black-ink category. It provides a contemporary commercial price comparison for the assumed USD xx.xx self-publishing production receipt, not an observed historical price or volume.
- Evidence informing the 2026 market-value input; displayed series and growth include calculations: The schedule distinguishes printing charges from royalties and retail list prices, supporting the production-receipt boundary used in the estimate.

12. European Book Publishing Statistics 2017

- Evidence informing the 2017 market-value input; displayed series and growth include calculations: The association's primary survey reports approximately EUR xx.xx of European net publisher revenue for 2017, constraining the pre-pandemic demand level.

13. European Book Publishing Statistics 2019

- Evidence informing the 2018 market-value input; displayed series and growth include calculations: The association reports approximately EUR xx.xx of publisher revenue for 2018.
- Evidence informing the 2019 market-value input; displayed series and growth include calculations: The association reports approximately EUR xx.xx for 2019 and identifies a questionnaire change that limits exact comparability with earlier observations.

14. 2021 年新闻出版产业分析报告

- Evidence informing the 2020 market-value input; displayed series and growth include calculations: The official report's 2021 comparison identifies a substantial rebound from 2020, constraining the pandemic-recovery bridge.
- Evidence informing the 2021 market-value input; displayed series and growth include calculations: China reported xx.xx book copies or sheets in 2021, up xx.xx%; the report also distinguishes textbook output and reprints.

15. European Book Publishing Statistics 2023

- Evidence informing the 2022 market-value input; displayed series and growth include calculations: European net publisher revenue was approximately EUR xx.xx in 2022; the association describes paper-cost pressure and price-led growth.

16. Foreign Exchange Rates - G.5A Annual, January 5, 2026
    - Evidence informing base-year allocation inputs; displayed values and growth are calculated: Official annual-average exchange-rate methodology supports the frozen common-USD conversion convention; it does not measure service demand. ([federalreserve.gov](https://www.federalreserve.gov/releases/g5a/xx.xx/))
    - Evidence informing forecast-year allocation inputs; displayed values and growth are calculated: Official annual-average exchange-rate methodology supports the frozen common-USD conversion convention; it does not measure service demand. ([federalreserve.gov](https://www.federalreserve.gov/releases/g5a/xx.xx/))
    - Evidence informing base-year allocation inputs; displayed values and growth are calculated: The annual currency-conversion convention prevents mixing local-currency demand inputs with USD allocation weights. ([federalreserve.gov](https://www.federalreserve.gov/releases/g5a/xx.xx/))
    - Evidence informing forecast-year allocation inputs; displayed values and growth are calculated: The annual currency-conversion convention prevents mixing local-currency demand inputs with USD allocation weights. ([federalreserve.gov](https://www.federalreserve.gov/releases/g5a/xx.xx/))
17. GCC Statistical Center - Education Statistics 2024 announcement, March 23, 2026
    - Evidence informing base-year allocation inputs; displayed values and growth are calculated: Approximately xx.xx general-school pupils constrain the regional educational customer pool; national apportionment and monetization are assumed. ([gccstat.org](https://www.gccstat.org/news/xx.xx))
    - Evidence informing forecast-year allocation inputs; displayed values and growth are calculated: Approximately xx.xx general-school pupils constrain the regional educational customer pool; national apportionment and monetization are assumed. ([gccstat.org](https://www.gccstat.org/news/xx.xx))
18. South African Book Publishing Industry Survey 2023-2024
    - Evidence informing base-year allocation inputs; displayed values and growth are calculated: The transparent national publisher survey supplies a regional commercial comparator, not an observed African printing-service total. ([publishsa.co.za](https://publishsa.co.za/wp-content/uploads/2025/xx.xx/South-African-Book-Publishing-Industry-Survey-2023-2024.pdf))
    - Evidence informing forecast-year allocation inputs; displayed values and growth are calculated: The transparent national publisher survey supplies a regional commercial comparator, not an observed African printing-service total. ([publishsa.co.za](https://publishsa.co.za/wp-content/uploads/2025/xx.xx/South-African-Book-Publishing-Industry-Survey-2023-2024.pdf))
19. Ministry of Education - Press conference release, December 17, 2024
    - Evidence informing base-year allocation inputs; displayed values and growth are calculated: The announced increase in annual NCERT textbook printing from xx.xx to xx.xx supports an educational-demand mechanism, not realized supplier receipts or the modeled forecast share. ([education.gov.in](https://www.education.gov.in/sites/upload_files/mhrd/files/PIB%20releae%20of%20the%20Press%20Conference%20held%20today.pdf))
    - Evidence informing forecast-year allocation inputs; displayed values and growth are calculated: The announced increase in annual NCERT textbook printing from xx.xx to xx.xx supports an educational-demand mechanism, not realized supplier receipts or the modeled forecast share. ([education.gov.in](https://www.education.gov.in/sites/upload_files/mhrd/files/PIB%20releae%20of%20the%20Press%20Conference%20held%20today.pdf))
20. Global Connect - Ingram Content Group
    - Evidence informing base-year allocation inputs; displayed values and growth are calculated: Agreement-dependent network access does not quantify Brazilian commissions or guarantee institutional awards. ([resources.ingramcontent.com](https://resources.ingramcontent.com/publishers/global-connect))
    - Evidence informing forecast-year allocation inputs; displayed values and growth are calculated: Agreement-dependent network access does not quantify Brazilian commissions or guarantee institutional awards. ([resources.ingramcontent.com](https://resources.ingramcontent.com/publishers/global-connect))

21. Paperback and Hardcover Distribution Rights - Kindle Direct Publishing
    - Evidence informing base-year allocation inputs; displayed values and growth are calculated: The marketplace-specific physical-book distribution restriction is not evidence of zero Mexican printing and packaging demand. ([kdp.amazon.com](https://kdp.amazon.com/en_US/help/topic/G201834280))
    - Evidence informing forecast-year allocation inputs; displayed values and growth are calculated: The marketplace-specific physical-book distribution restriction is not evidence of zero Mexican printing and packaging demand. ([kdp.amazon.com](https://kdp.amazon.com/en_US/help/topic/G201834280))
22. Make Believe Ideas - Independent Retail Catalog 2025
    - Evidence informing base-year allocation inputs; displayed values and growth are calculated: The 2025 catalog identifies activity books with cover-mounted blisters, establishing book-specific participation but not packaging revenue or volume.
    - Evidence informing forecast-year allocation inputs; displayed values and growth are calculated: The 2025 catalog identifies activity books with cover-mounted blisters, establishing book-specific participation but not packaging revenue or volume.
23. European Commission - New EU Rules on Packaging Enter into Application
    - Evidence informing forecast-year allocation inputs; displayed values and growth are calculated: Regional recyclability pressure informs the niche substitution scenario, not an observed blister-sales decline.

10. Book Printing & Packaging Services Market, by Printing Technology

[redacted] GPO's digital-printing guidance permits offset or digital alternatives in example purchasing language but also illustrates exclusions of particular digital variants. Buyers should establish which alternatives the actual purchasing requirement permits before treating advertised technologies as interchangeable.

The relevant technology may apply to a component rather than the whole book. ISO's buyer-oriented guide identifies Gravure Printing and Flexographic Printing in packaging applications. [redacted]

[redacted] Buyers seeking that route should confirm a named provider's complete book and delivery commitment before relying on it as an alternative. Neither example establishes equivalent distribution support or comparative commercial performance.

[redacted] Within that institutional service setting, a buyer needing a finished bound book must arrange the remaining included services separately. The documented ordering route should not be generalized into unrestricted public access.

[redacted] That purchasing-category recognition does not establish an award or eligibility for a particular supplier. Buyers should identify the

physical-book deliverable and applicable procurement relationship rather than assuming that a conventional printer or an electronic-braille service supplies an equivalent commitment.

Figure 14. Global Book Printing & Packaging Services Market Size, by Printing Technology, 2025 (%)

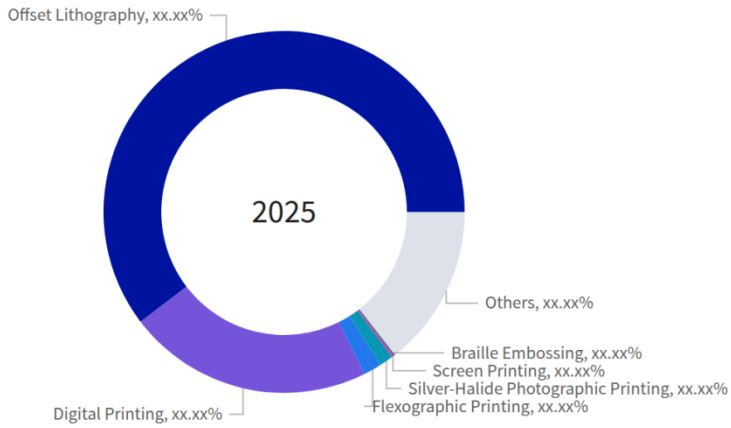

Figure 15. Global Book Printing & Packaging Services Market, by Printing Technology, 2032 (USD Million)

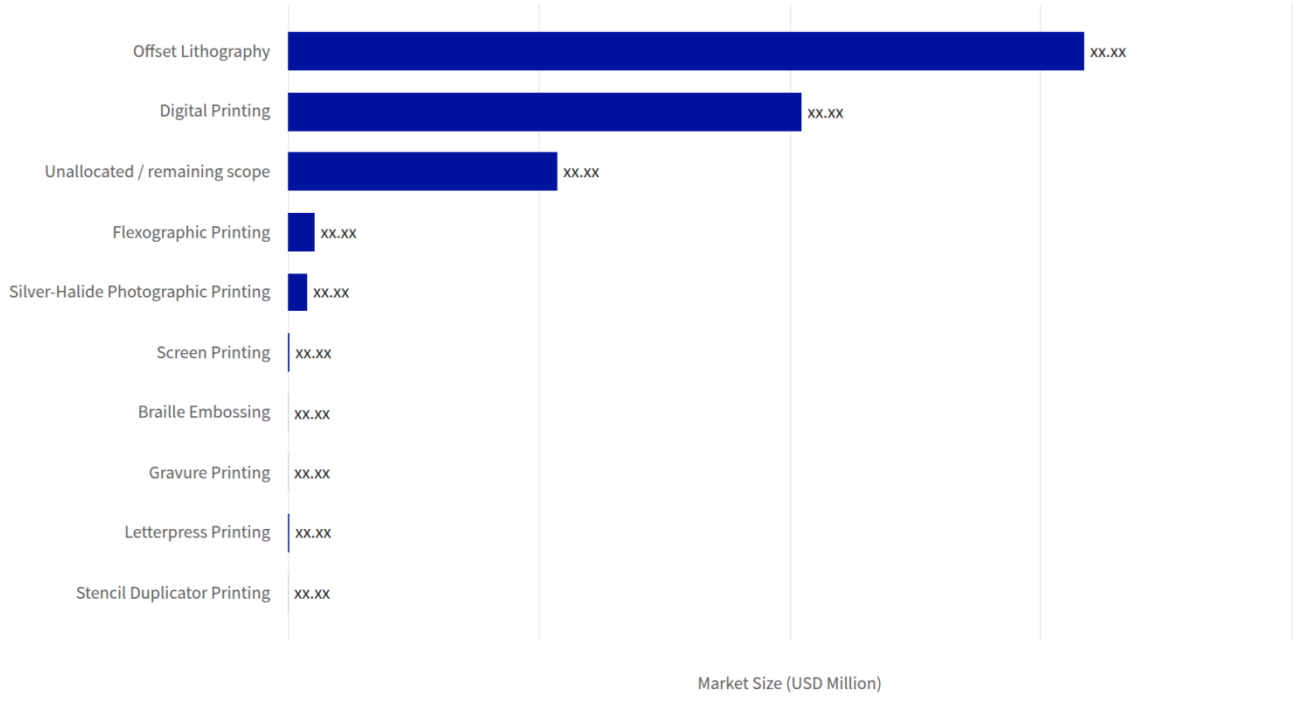

Table 91. Global Book Printing & Packaging Services Market, by Printing Technology growth contribution, 2025-2032

Category	2025 value (USD Million)	2032 value (USD Million)	Added value (USD Million)	2025 share (%)	2032 share (%)	Change (pp)	Growth share (%)	CAGR (%)
Braille Embossing	xx.xx	xx.xx	xx.xx	xx.xx	xx.xx	xx.xx	xx.xx	xx.xx
Digital Printing	xx.xx	xx.xx	xx.xx	xx.xx	xx.xx	xx.xx	xx.xx	xx.xx
Flexographic Printing	xx.xx	xx.xx	xx.xx	xx.xx	xx.xx	xx.xx	xx.xx	xx.xx
Gravure Printing	xx.xx	xx.xx	xx.xx	xx.xx	xx.xx	xx.xx	xx.xx	xx.xx
Letterpress Printing	xx.xx	xx.xx	xx.xx	xx.xx	xx.xx	xx.xx	xx.xx	xx.xx
Offset Lithography	xx.xx	xx.xx	xx.xx	xx.xx	xx.xx	xx.xx	xx.xx	xx.xx
Screen Printing	xx.xx	xx.xx	xx.xx	xx.xx	xx.xx	xx.xx	xx.xx	xx.xx
Silver-Halide Photographic Printing	xx.xx	xx.xx	xx.xx	xx.xx	xx.xx	xx.xx	xx.xx	xx.xx
Stencil Duplicator Printing	xx.xx	xx.xx	xx.xx	xx.xx	xx.xx	xx.xx	xx.xx	xx.xx
Unallocated / remaining scope	xx.xx	xx.xx	xx.xx	xx.xx	xx.xx	xx.xx	xx.xx	xx.xx
Scope total	**xx.xx**	**xx.xx**	**xx.xx**	**xx.xx**	**xx.xx**	**xx.xx**	**xx.xx**	**xx.xx**

Table 92. Global Book Printing & Packaging Services Market Size, by Printing Technology, 2017-2040 (USD Million)

Printing Technology	2017	2024	2025	2026	2027	2032	2040	CAGR (%)
Braille Embossing	xx.xx	xx.xx	xx.xx	xx.xx	xx.xx	xx.xx	xx.xx	xx.xx
Digital Printing	xx.xx	xx.xx	xx.xx	xx.xx	xx.xx	xx.xx	xx.xx	xx.xx
Flexographic Printing	xx.xx	xx.xx	xx.xx	xx.xx	xx.xx	xx.xx	xx.xx	xx.xx
Gravure Printing	xx.xx	xx.xx	xx.xx	xx.xx	xx.xx	xx.xx	xx.xx	xx.xx
Letterpress Printing	xx.xx	xx.xx	xx.xx	xx.xx	xx.xx	xx.xx	xx.xx	xx.xx
Offset Lithography	xx.xx	xx.xx	xx.xx	xx.xx	xx.xx	xx.xx	xx.xx	xx.xx
Screen Printing	xx.xx	xx.xx	xx.xx	xx.xx	xx.xx	xx.xx	xx.xx	xx.xx
Silver-Halide Photographic Printing	xx.xx	xx.xx	xx.xx	xx.xx	xx.xx	xx.xx	xx.xx	xx.xx
Stencil Duplicator Printing	xx.xx	xx.xx	xx.xx	xx.xx	xx.xx	xx.xx	xx.xx	xx.xx
Others	xx.xx	xx.xx	xx.xx	xx.xx	xx.xx	xx.xx	xx.xx	xx.xx
Total	**xx.xx**	**xx.xx**	**xx.xx**	**xx.xx**	**xx.xx**	**xx.xx**	**xx.xx**	**xx.xx**

Sources & Evidence

1. Services | Puget Bindery

   · Puget lists letterpress book plates and specialty inserts, establishing a component-level application. ([pugetbindery.com](https://www.pugetbindery.com/services))

   · Evidence informing base-year allocation inputs; displayed values and growth are calculated: Lists commercial letterpress book plates and specialty inserts, supporting a component-service model rather than attribution of the entire book price.

   · Evidence informing forecast-year allocation inputs; displayed values and growth are calculated: Lists commercial letterpress book plates and specialty inserts, supporting a component-service model rather than attribution of the entire book price.

2. ISO 12647-2:2013 - Offset Lithographic Processes

   · ISO's offset standard explicitly recognizes sheet-fed and web-fed offset printing within its scope. Only technology-category identity is used here. ([iso.org](https://www.iso.org/standard/xx.xx.html))

3. ISO 18902:2013 - Imaging Materials: Albums, Framing and Storage Materials

   · ISO distinguishes inkjet, thermal-transfer, electrophotographic, and silver-halide imaging categories. This supports category separation, not book-service availability or comparative performance. ([iso.org](https://www.iso.org/standard/xx.xx.html))

   · Taxonomy evidence: The imaging standard distinguishes photographic materials from named digital imaging families; it does not establish book-market shares. ([iso.org](https://www.iso.org/standard/xx.xx.html))

4. Printing Our Past, Present and Future - CPI Corporate Brochure

   · CPI's corporate brochure documents web-offset and inkjet book services within its portfolio. The brochure is not a title-specific commitment. ([cpi-print.co.uk](https://www.cpi-print.co.uk/wp-content/uploads/2023/xx.xx/Corporate-brochure-UK_LowDef-2023.pdf))

5. Digital Printing | U.S. Government Publishing Office

   · GPO's guidance illustrates purchasing language allowing conventional offset or digital alternatives while also showing restrictions on particular digital variants. These are procurement examples rather than a universal technology-quality ranking. ([gpo.gov](https://www.gpo.gov/docs/default-source/guides-and-instructions/pdf/digital-printing-flyer.pdf))

   · Taxonomy evidence: The procurement flyer permits conventional offset or digital production against the same specified output-quality requirement. Its national quality levels therefore do not justify treating printing technology as a global quality-tier proxy. ([gpo.gov](https://www.gpo.gov/docs/default-source/guides-and-instructions/pdf/digital-printing-flyer.pdf))

   · Evidence informing base-year allocation inputs; displayed values and growth are calculated: Procurement examples allow offset or digital alternatives while restricting some digital variants, supporting an acceptance- and run-mix model rather than a universal quality ranking. This is a modeling premise, not an observed process share.

   · Evidence informing forecast-year allocation inputs; displayed values and growth are calculated: Procurement examples allow offset or digital alternatives while restricting some digital variants, supporting an acceptance- and run-mix model rather than a universal quality ranking. This is a modeling premise, not an observed process share.

   · Evidence informing base-year allocation inputs; displayed values and growth are calculated: The purchasing guidance supports conditional digital substitution, not unrestricted interchangeability or an observed forecast allocation.

   · Evidence informing forecast-year allocation inputs; displayed values and growth are calculated: The purchasing guidance supports conditional digital substitution, not unrestricted interchangeability or an observed forecast allocation.

6. ISO/TC 130 - Guidelines for Using Print Production Standards, 2019

· ISO's buyer-oriented guide identifies flexographic and gravure applications in packaging, supporting a component-specific comparison rather than an assumption of complete-book substitution. ([committee.iso.org](https://committee.iso.org/files/live/sites/tc130/files/Resources/Guidelines%20for%20using%20print%20production%20standards%20v1.xx.xx%xx.xx.pdf))

· Taxonomy evidence: The standards-body guide distinguishes product use cases from printing processes and notes that digital technology can serve the listed production categories. ([committee.iso.org](https://committee.iso.org/files/live/sites/tc130/files/Resources/Guidelines%20for%20using%20print%20production%20standards%20v1.xx.xx%xx.xx.pdf))

· Evidence informing base-year allocation inputs; displayed values and growth are calculated: Distinguishes packaging use cases and printing processes, supporting allocation of gravure to book-associated components rather than the full value of a book.

· Evidence informing forecast-year allocation inputs; displayed values and growth are calculated: Distinguishes packaging use cases and printing processes, supporting allocation of gravure to book-associated components rather than the full value of a book.

· Evidence informing base-year allocation inputs; displayed values and growth are calculated: Identifies flexographic packaging applications; the book-specific spending budget and process coefficients remain modeled.

· Evidence informing forecast-year allocation inputs; displayed values and growth are calculated: Identifies flexographic packaging applications; the book-specific spending budget and process coefficients remain modeled.

7. The Cormac McCarthy Collection | The Folio Society

· The Folio Society documents screen-printed cloth covers on editions in its Cormac McCarthy collection, establishing a book-component application. ([foliosociety.com](https://www.foliosociety.com/usa/the-cormac-mccarthy-collection))

· Evidence informing base-year allocation inputs; displayed values and growth are calculated: Documents screen-printed cloth covers on physical book editions, supporting component-level commercial attribution. It does not measure supplier component receipts or global uptake.

· Evidence informing forecast-year allocation inputs; displayed values and growth are calculated: Documents screen-printed cloth covers on physical book editions, supporting component-level commercial attribution. It does not measure supplier component receipts or global uptake.

8. DNP DX1 Photo-Book Printing Brochure, 2013

· DNP's brochure marked 2013 identifies thermal dye-sublimation and photo-book applications. It establishes a historical equipment application, not an available book-production service contract. ([dnpphoto.com](https://dnpphoto.com/Portals/xx.xx/Resources/DNP-DX1.pdf))

9. Premium Layflat Photo Books | PhotobookShop

· PhotobookShop advertises bound silver-halide photographic books and distinguishes them from its digitally printed alternatives. Supplier claims of superior quality are not adopted. ([photobookshop.com](https://www.photobookshop.com/photo-books/premium-lay-flat))

· Evidence informing base-year allocation inputs; displayed values and growth are calculated: Offers bound silver-halide photographic books and distinguishes them from digitally printed alternatives, supporting the model's separate photographic category rather than an observed sales weight.

· Evidence informing forecast-year allocation inputs; displayed values and growth are calculated: Offers bound silver-halide photographic books and distinguishes them from digitally printed alternatives, supporting the model's separate photographic category rather than an observed sales weight.

10. Risograph Digital Duplicator Order Form, 2026 | Minneapolis College of Art and Design

· MCAD's 2026 Risograph order form accepts book and booklet requests but expressly excludes assembly. Its institutional ordering relationship does not establish unrestricted external access. ([intranet.mcad.edu](https://intranet.mcad.edu/sites/default/files/knowledgeBase/risograph-orderform-2026_0.pdf))

· Evidence informing base-year allocation inputs; displayed values and growth are calculated: The 2026 institutional form recognizes Risograph book/booklet orders but excludes assembly. It supports a limited application boundary, not 2025 external commercial volume; internal institutional charges are excluded from the numerator.

· Evidence informing forecast-year allocation inputs; displayed values and growth are calculated: The 2026 institutional form recognizes Risograph book/booklet orders but excludes assembly. It supports a limited application boundary, not 2025 external commercial volume; internal institutional charges are excluded from the numerator.

11. RISO MH Series | RISO

· RISO identifies its MH digital duplicator as a stencil-printing product. Only the technology classification is used. ([riso.com](https://www.riso.com/product/mh/index.html))

12. Contract Specifications | National Library Service, Library of Congress

· NLS separately lists Braille Books and Pamphlets and Print/Braille Books in its contract-specifications catalog. This establishes purchasing-category recognition, not an award or supplier eligibility. ([loc.gov](https://www.loc.gov/nls/who-we-are/guidelines-and-specifications/contract-specifications/))

13. 2022 North American Industry Classification System - United States

· Taxonomy evidence: The printing subsector recognizes lithographic, gravure, screen, flexographic, digital, and letterpress families independently of product purpose. ([census.gov](https://www.census.gov/naics/reference_files_tools/2022_NAICS_Manual.pdf))

14. Library of Congress, National Library Service - About Braille

· Taxonomy evidence: Physical braille reproduction is distinguishable from preparing materials for electronic refreshable displays, supporting a physical-content technology distinction within the retained book-production boundary. ([loc.gov](https://www.loc.gov/nls/services-and-resources/informational-publications/about-braille/))

15. European Book Publishing Statistics 2024

· Evidence informing the 2024 market-value input; displayed series and growth include calculations: European publishers reported approximately EUR xx.xx of net book-sales revenue in 2024. The disclosed ebook and audiobook proportions inform the modeled xx.xx% physical-book revenue proportion; publisher revenue is an input, not printing-service revenue.

· Evidence informing the 2025 market-value input; displayed series and growth include calculations: The 2024 publisher-revenue and format observations provide the European demand input carried into the 2025 estimate.

16. The Global Publishing Industry in 2022

· Evidence informing the 2024 market-value input; displayed series and growth include calculations: Table xx.xx supplies country-level publishing revenues and identifies differences between retail-value, publisher-revenue, print-only and prior-year observations. Selected non-European country observations are adjusted for physical formats and period before estimating production spending.

· Evidence informing the 2025 market-value input; displayed series and growth include calculations: The selected country observations contribute to the demand pool underlying the 2025 working estimate. Nielsen retail datasets elsewhere in the publication are not used.

17. 2024 年新闻出版统计公报

· Evidence informing the 2024 market-value input; displayed series and growth include calculations: For 2024, the official table reports xx.xx book copies or sheets and CNY xx.xx of book-publishing revenue. These constrain the demand bridge and historical contraction, rather than directly measuring printing-service sales.

· Evidence informing the 2025 market-value input; displayed series and growth include calculations: The 2024 book-publishing observation supplies the Chinese demand primitive for the 2025 model.

18. Foreign Exchange Rates - G.5A Annual, January 5, 2026
    - Evidence informing the 2024 market-value input; displayed series and growth include calculations: The official 2024 annual-average conversion inputs are USD xx.xx per EUR, CNY xx.xx per USD and CAD xx.xx per USD.
    - Evidence informing the 2025 market-value input; displayed series and growth include calculations: The exchange-rate table establishes the conversion basis of the preceding-year demand inputs used in the 2025 estimate; subsequent effective-USD price assumptions are modeled separately.
19. Book publishing industry, 2024 - Statistics Canada
    - Evidence informing the 2024 market-value input; displayed series and growth include calculations: Canadian publishers reported CAD xx.xx of print sales outside the online category and CAD xx.xx of online print sales in 2024. Their sum, rather than total operating revenue, supplies the physical-book demand input.
    - Evidence informing the 2025 market-value input; displayed series and growth include calculations: Reported cost of goods sold of CAD xx.xx, up CAD xx.xx from 2022, supplies a cost-pressure cross-check, not a directly attributable printing-services total.
20. U.S. Census Bureau - Books Printing: Shipments, annual table
    - Evidence informing the 2017 market-value input; displayed series and growth include calculations: U.S. books-printing shipments were USD xx.xx in 2017; this is a national production anchor for the historical model.
    - Evidence informing the 2018 market-value input; displayed series and growth include calculations: U.S. books-printing shipments were USD xx.xx in 2018.
    - Evidence informing the 2019 market-value input; displayed series and growth include calculations: U.S. books-printing shipments were USD xx.xx in 2019.
    - Evidence informing the 2020 market-value input; displayed series and growth include calculations: U.S. books-printing shipments were USD xx.xx in 2020.
    - Evidence informing the 2021 market-value input; displayed series and growth include calculations: U.S. books-printing shipments were USD xx.xx in 2021.
    - Evidence informing the 2022 market-value input; displayed series and growth include calculations: U.S. books-printing shipments were USD xx.xx in 2022.
    - Evidence informing the 2024 market-value input; displayed series and growth include calculations: U.S. books-printing shipments were USD xx.xx in 2024. This national industrial measure is narrower than the composite global service boundary.
21. U.S. Census Bureau - Book Publishers, All Establishments: Revenue, annual table
    - Evidence informing the 2024 market-value input; displayed series and growth include calculations: The Census annual series reports USD xx.xx of U.S. book-publisher revenue for 2024. A modeled xx.xx% physical-book proportion excludes digital and other adjacent receipts.
    - Evidence informing the 2025 market-value input; displayed series and growth include calculations: The 2024 Census observation replaces an older survey-based U.S. revenue bridge in the demand pool underlying 2025.
22. Scholastic Corporation - Form 10-K for the year ended May 31, 2025
    - Evidence informing the 2024 market-value input; displayed series and growth include calculations: Scholastic's fiscal 2024 product, service, production and inventory-reserve costs were xx.xx% of revenue; postage, freight, shipping, fulfillment and other costs were xx.xx%. These broad categories constrain, but do not directly establish, eligible outsourced-service spending.
    - Evidence informing the 2025 market-value input; displayed series and growth include calculations: The corresponding fiscal 2025 proportions were xx.xx% and xx.xx%. Royalties and prepublication amortization are separately disclosed, allowing their exclusion from the service-market bridge.

23. CEWE achieves all targets in 2025 and aims to further increase revenue and earnings in 2026
    - Evidence informing the 2025 market-value input; displayed series and growth include calculations: CEWE reported xx.xx CEWE PHOTOBOOK copies in 2025 versus xx.xx in 2024, supporting a positive specialty-book volume assumption without establishing global adoption.
    - Evidence informing the 2026 market-value input; displayed series and growth include calculations: Observed 2025 photobook growth informs the specialty-demand assumption for 2026; the market value remains modeled.
    - Evidence informing the 2032 market-value input; displayed series and growth include calculations: The observed specialty-book activity is a starting condition for the forecast, not independent proof of continued growth through 2032.
    - Evidence informing the 2040 market-value input; displayed series and growth include calculations: The forecast explicitly slows specialty-demand growth after 2032; this source supplies the initial commercial observation, not the long-term growth rate.
    - Evidence informing base-year allocation inputs; displayed values and growth are calculated: Reports xx.xx CEWE PHOTOBOOK units in 2025 versus xx.xx in 2024, constraining the specialty-book demand budget without establishing a global process split.
    - Evidence informing forecast-year allocation inputs; displayed values and growth are calculated: Reports xx.xx CEWE PHOTOBOOK units in 2025 versus xx.xx in 2024, constraining the specialty-book demand budget without establishing a global process split.
    - Evidence informing base-year allocation inputs; displayed values and growth are calculated: The photobook observation constrains the shared demand pool used in the silver-halide model; it is not silver-halide output or proof of future adoption.
    - Evidence informing forecast-year allocation inputs; displayed values and growth are calculated: The photobook observation constrains the shared demand pool used in the silver-halide model; it is not silver-halide output or proof of future adoption.
24. Paperback Printing Cost - Kindle Direct Publishing
    - Evidence informing the 2025 market-value input; displayed series and growth include calculations: The inspected U.S. paperback schedule charges USD xx.xx plus USD xx.xx per page for the specified regular-trim black-ink category. It provides a contemporary commercial price comparison for the assumed USD xx.xx self-publishing production receipt, not an observed historical price or volume.
    - Evidence informing the 2026 market-value input; displayed series and growth include calculations: The schedule distinguishes printing charges from royalties and retail list prices, supporting the production-receipt boundary used in the estimate.
25. European Book Publishing Statistics 2017
    - Evidence informing the 2017 market-value input; displayed series and growth include calculations: The association's primary survey reports approximately EUR xx.xx of European net publisher revenue for 2017, constraining the pre-pandemic demand level.
26. European Book Publishing Statistics 2019
    - Evidence informing the 2018 market-value input; displayed series and growth include calculations: The association reports approximately EUR xx.xx of publisher revenue for 2018.
    - Evidence informing the 2019 market-value input; displayed series and growth include calculations: The association reports approximately EUR xx.xx for 2019 and identifies a questionnaire change that limits exact comparability with earlier observations.
27. 2021 年新闻出版产业分析报告
    - Evidence informing the 2020 market-value input; displayed series and growth include calculations: The official report's 2021 comparison identifies a substantial rebound from 2020, constraining the pandemic-recovery bridge.
    - Evidence informing the 2021 market-value input; displayed series and growth include calculations: China reported xx.xx book copies or sheets in 2021, up xx.xx%; the report also distinguishes textbook output and reprints.

28. European Book Publishing Statistics 2023
    - Evidence informing the 2022 market-value input; displayed series and growth include calculations: European net publisher revenue was approximately EUR xx.xx in 2022; the association describes paper-cost pressure and price-led growth.
29. Clays demonstrate dedication to digital investment
    - Evidence informing base-year allocation inputs; displayed values and growth are calculated: Reports xx.xx books annually and xx.xx books of digital capacity in an older investment statement; this constrains scale but is not a 2025 realized output mix.
    - Evidence informing forecast-year allocation inputs; displayed values and growth are calculated: Reports xx.xx books annually and xx.xx books of digital capacity in an older investment statement; this constrains scale but is not a 2025 realized output mix.
    - Evidence informing base-year allocation inputs; displayed values and growth are calculated: The capacity/output comparison is a limited commercial check on continued conventional book production, not a direct offset revenue observation.
    - Evidence informing forecast-year allocation inputs; displayed values and growth are calculated: The capacity/output comparison is a limited commercial check on continued conventional book production, not a direct offset revenue observation.
30. American Printing House - 2024 Annual Report
    - Evidence informing base-year allocation inputs; displayed values and growth are calculated: Fiscal 2024 product sales were USD xx.xx; braille publications represented xx.xx% of product sales; xx.xx braille volumes were produced. These inputs constrain an adjusted production-realization proxy, not a global market share.
    - Evidence informing base-year allocation inputs; displayed values and growth are calculated: The decline from xx.xx braille volumes in 2022 qualifies a uniform physical-demand growth assumption and informs the slower relative forecast activity weight.
    - Evidence informing forecast-year allocation inputs; displayed values and growth are calculated: Fiscal 2024 product sales were USD xx.xx; braille publications represented xx.xx% of product sales; xx.xx braille volumes were produced. These inputs constrain an adjusted production-realization proxy, not a global market share.
    - Evidence informing forecast-year allocation inputs; displayed values and growth are calculated: The decline from xx.xx braille volumes in 2022 qualifies a uniform physical-demand growth assumption and informs the slower relative forecast activity weight.

10.1. Offset Lithography

Table 93. Global Book Printing & Packaging Services Market, by Offset Lithography growth contribution, 2025-2032

Category	2025 value (USD Million)	2032 value (USD Million)	Added value (USD Million)	2025 share (%)	2032 share (%)	Change (pp)	Growth share (%)	CAGR (%)
Sheetfed Offset Printing	xx.xx	xx.xx	xx.xx	xx.xx	xx.xx	xx.xx	N/A	xx.xx
Web Offset Printing	xx.xx	xx.xx	xx.xx	xx.xx	xx.xx	xx.xx	N/A	xx.xx
Scope total	**xx.xx**	**xx.xx**	**xx.xx**	**xx.xx**	**xx.xx**	**xx.xx**	**N/A**	**xx.xx**

Table 94. Global Book Printing & Packaging Services Market Size, by Offset Lithography, by Region, 2017-2040 (USD Million)

Region	2017	2024	2025	2026	2027	2032	2040	CAGR (%)
Africa	xx.xx	xx.xx	xx.xx	xx.xx	xx.xx	xx.xx	xx.xx	xx.xx
Asia-Pacific	xx.xx	xx.xx	xx.xx	xx.xx	xx.xx	xx.xx	xx.xx	xx.xx
Europe	xx.xx	xx.xx	xx.xx	xx.xx	xx.xx	xx.xx	xx.xx	xx.xx
Latin America	xx.xx	xx.xx	xx.xx	xx.xx	xx.xx	xx.xx	xx.xx	xx.xx
Middle East	xx.xx	xx.xx	xx.xx	xx.xx	xx.xx	xx.xx	xx.xx	xx.xx
North America	xx.xx	xx.xx	xx.xx	xx.xx	xx.xx	xx.xx	xx.xx	xx.xx
Total	**xx.xx**	**xx.xx**	**xx.xx**	**xx.xx**	**xx.xx**	**xx.xx**	**xx.xx**	**xx.xx**

Table 95. Global Book Printing & Packaging Services Market Size, by Offset Lithography, by Group, 2017-2040 (USD Million)

Group	2017	2024	2025	2026	2027	2032	2040	CAGR (%)
ASEAN	xx.xx	xx.xx	xx.xx	xx.xx	xx.xx	xx.xx	xx.xx	xx.xx
BRICS	xx.xx	xx.xx	xx.xx	xx.xx	xx.xx	xx.xx	xx.xx	xx.xx
European Union	xx.xx	xx.xx	xx.xx	xx.xx	xx.xx	xx.xx	xx.xx	xx.xx
G7	xx.xx	xx.xx	xx.xx	xx.xx	xx.xx	xx.xx	xx.xx	xx.xx
GCC	xx.xx	xx.xx	xx.xx	xx.xx	xx.xx	xx.xx	xx.xx	xx.xx
NATO	xx.xx	xx.xx	xx.xx	xx.xx	xx.xx	xx.xx	xx.xx	xx.xx

Table 96. Global Book Printing & Packaging Services Market Size, by Offset Lithography, by Country, 2017-2040 (USD Million)

Country	2017	2024	2025	2026	2027	2032	2040	CAGR (%)
Australia	xx.xx	xx.xx	xx.xx	xx.xx	xx.xx	xx.xx	xx.xx	xx.xx
Brazil	xx.xx	xx.xx	xx.xx	xx.xx	xx.xx	xx.xx	xx.xx	xx.xx
Canada	xx.xx	xx.xx	xx.xx	xx.xx	xx.xx	xx.xx	xx.xx	xx.xx
China	xx.xx	xx.xx	xx.xx	xx.xx	xx.xx	xx.xx	xx.xx	xx.xx
France	xx.xx	xx.xx	xx.xx	xx.xx	xx.xx	xx.xx	xx.xx	xx.xx
Germany	xx.xx	xx.xx	xx.xx	xx.xx	xx.xx	xx.xx	xx.xx	xx.xx
India	xx.xx	xx.xx	xx.xx	xx.xx	xx.xx	xx.xx	xx.xx	xx.xx
Italy	xx.xx	xx.xx	xx.xx	xx.xx	xx.xx	xx.xx	xx.xx	xx.xx
Japan	xx.xx	xx.xx	xx.xx	xx.xx	xx.xx	xx.xx	xx.xx	xx.xx
Mexico	xx.xx	xx.xx	xx.xx	xx.xx	xx.xx	xx.xx	xx.xx	xx.xx
Russia	xx.xx	xx.xx	xx.xx	xx.xx	xx.xx	xx.xx	xx.xx	xx.xx
South Korea	xx.xx	xx.xx	xx.xx	xx.xx	xx.xx	xx.xx	xx.xx	xx.xx
Spain	xx.xx	xx.xx	xx.xx	xx.xx	xx.xx	xx.xx	xx.xx	xx.xx
United Kingdom	xx.xx	xx.xx	xx.xx	xx.xx	xx.xx	xx.xx	xx.xx	xx.xx
United States	xx.xx	xx.xx	xx.xx	xx.xx	xx.xx	xx.xx	xx.xx	xx.xx
Others	xx.xx	xx.xx	xx.xx	xx.xx	xx.xx	xx.xx	xx.xx	xx.xx
Total	**xx.xx**	**xx.xx**	**xx.xx**	**xx.xx**	**xx.xx**	**xx.xx**	**xx.xx**	**xx.xx**

Sources & Evidence

1. U.S. Government Publishing Office - Digital Printing

   · Taxonomy evidence: Conventional offset is explicitly recognized as an eligible production alternative independent of the stated quality requirement. ([gpo.gov](https://www.gpo.gov/docs/default-source/guides-and-instructions/pdf/digital-printing-flyer.pdf))

   · Evidence informing base-year allocation inputs; displayed values and growth are calculated: Procurement examples allow offset or digital alternatives while restricting some digital variants, supporting an acceptance- and run-mix model rather than a universal quality ranking. This is a modeling premise, not an observed process share.

   · Evidence informing forecast-year allocation inputs; displayed values and growth are calculated: Procurement examples allow offset or digital alternatives while restricting some digital variants, supporting an acceptance- and run-mix model rather than a universal quality ranking. This is a modeling premise, not an observed process share.

2. ISO/TC 130 - Guidelines for Using Print Production Standards, Version 1.0, 2019

   · Taxonomy evidence: Its buyer-oriented examples associate books with offset printing. ([committee.iso.org](https://committee.iso.org/files/live/sites/tc130/files/Resources/Guidelines%20for%20using%20print%20production%20standards%20v1.xx.xx%xx.xx.pdf))

3. ISO 12647-2:2013 - Graphic Technology: Offset Lithographic Processes

   · Taxonomy evidence: The standard covers offset-lithographic printing and explicitly includes packaging-board applications. ([iso.org](https://www.iso.org/standard/xx.xx.html))

4. European Book Publishing Statistics 2024
   - Evidence informing the 2024 market-value input; displayed series and growth include calculations: European publishers reported approximately EUR xx.xx of net book-sales revenue in 2024. The disclosed ebook and audiobook proportions inform the modeled xx.xx% physical-book revenue proportion; publisher revenue is an input, not printing-service revenue.
   - Evidence informing the 2025 market-value input; displayed series and growth include calculations: The 2024 publisher-revenue and format observations provide the European demand input carried into the 2025 estimate.
   - Evidence informing base-year allocation inputs; displayed values and growth are calculated: EUR xx.xx of 2024 publisher revenue and weakening physical volumes constrain the European demand weight and forecast, not directly observed service shares.
   ([fep-fee.eu](https://www.fep-fee.eu/European-Book-Publishing-Statistics-2024))
   - Evidence informing forecast-year allocation inputs; displayed values and growth are calculated: EUR xx.xx of 2024 publisher revenue and weakening physical volumes constrain the European demand weight and forecast, not directly observed service shares.
   ([fep-fee.eu](https://www.fep-fee.eu/European-Book-Publishing-Statistics-2024))

5. The Global Publishing Industry in 2022

- Evidence informing the 2024 market-value input; displayed series and growth include calculations: Table xx.xx supplies country-level publishing revenues and identifies differences between retail-value, publisher-revenue, print-only and prior-year observations. Selected non-European country observations are adjusted for physical formats and period before estimating production spending.
- Evidence informing the 2025 market-value input; displayed series and growth include calculations: The selected country observations contribute to the demand pool underlying the 2025 working estimate. Nielsen retail datasets elsewhere in the publication are not used.
- Evidence informing base-year allocation inputs; displayed values and growth are calculated: Country revenue/format proxies constrain commissioning weights. ([wipo.int](https://www.wipo.int/edocs/pubdocs/en/wipo-pub-xx.xx-2023-xx.xx-en-the-global-publishing-industry-in-2022.pdf))
- Evidence informing forecast-year allocation inputs; displayed values and growth are calculated: Country revenue/format proxies constrain commissioning weights. ([wipo.int](https://www.wipo.int/edocs/pubdocs/en/wipo-pub-xx.xx-2023-xx.xx-en-the-global-publishing-industry-in-2022.pdf))
- Evidence informing base-year allocation inputs; displayed values and growth are calculated: Revenue and registration proxies constrain allocation. ([wipo.int](https://www.wipo.int/edocs/pubdocs/en/wipo-pub-xx.xx-2023-xx.xx-en-the-global-publishing-industry-in-2022.pdf))
- Evidence informing forecast-year allocation inputs; displayed values and growth are calculated: Revenue and registration proxies constrain allocation. ([wipo.int](https://www.wipo.int/edocs/pubdocs/en/wipo-pub-xx.xx-2023-xx.xx-en-the-global-publishing-industry-in-2022.pdf))
- Evidence informing base-year allocation inputs; displayed values and growth are calculated: Revenue, format and title proxies constrain allocation. ([wipo.int](https://www.wipo.int/edocs/pubdocs/en/wipo-pub-xx.xx-2023-xx.xx-en-the-global-publishing-industry-in-2022.pdf))
- Evidence informing forecast-year allocation inputs; displayed values and growth are calculated: Revenue, format and title proxies constrain allocation. ([wipo.int](https://www.wipo.int/edocs/pubdocs/en/wipo-pub-xx.xx-2023-xx.xx-en-the-global-publishing-industry-in-2022.pdf))
- Evidence informing base-year allocation inputs; displayed values and growth are calculated: Turkish revenue constrains regional commissioning scale. ([wipo.int](https://www.wipo.int/edocs/pubdocs/en/wipo-pub-xx.xx-2023-xx.xx-en-the-global-publishing-industry-in-2022.pdf))
- Evidence informing forecast-year allocation inputs; displayed values and growth are calculated: Turkish revenue constrains regional commissioning scale. ([wipo.int](https://www.wipo.int/edocs/pubdocs/en/wipo-pub-xx.xx-2023-xx.xx-en-the-global-publishing-industry-in-2022.pdf))
- Evidence informing base-year allocation inputs; displayed values and growth are calculated: Nigerian registration activity supplies a modeled-demand input. ([wipo.int](https://www.wipo.int/edocs/pubdocs/en/wipo-pub-xx.xx-2023-xx.xx-en-the-global-publishing-industry-in-2022.pdf))
- Evidence informing forecast-year allocation inputs; displayed values and growth are calculated: Nigerian registration activity supplies a modeled-demand input. ([wipo.int](https://www.wipo.int/edocs/pubdocs/en/wipo-pub-xx.xx-2023-xx.xx-en-the-global-publishing-industry-in-2022.pdf))
- Evidence informing base-year allocation inputs; displayed values and growth are calculated: Country revenue, format and registration proxies constrain allocation. ([wipo.int](https://www.wipo.int/edocs/pubdocs/en/wipo-pub-xx.xx-2023-xx.xx-en-the-global-publishing-industry-in-2022.pdf))
- Evidence informing forecast-year allocation inputs; displayed values and growth are calculated: Country revenue, format and registration proxies constrain allocation. ([wipo.int](https://www.wipo.int/edocs/pubdocs/en/wipo-pub-xx.xx-2023-xx.xx-en-the-global-publishing-industry-in-2022.pdf))

6. 2024 年新闻出版统计公报

   · Evidence informing the 2024 market-value input; displayed series and growth include calculations: For 2024, the official table reports xx.xx book copies or sheets and CNY xx.xx of book-publishing revenue. These constrain the demand bridge and historical contraction, rather than directly measuring printing-service sales.

   · Evidence informing the 2025 market-value input; displayed series and growth include calculations: The 2024 book-publishing observation supplies the Chinese demand primitive for the 2025 model.

   · Evidence informing base-year allocation inputs; displayed values and growth are calculated: 2024 book-publishing revenue of CNY xx.xx supplies the physical-demand proxy; reported output contraction qualifies growth assumptions. ([nppa.gov.cn](https://www.nppa.gov.cn/xxgk/fdzdgknr/tjxx/xx.xx/P020251218382424228218.pdf))

   · Evidence informing forecast-year allocation inputs; displayed values and growth are calculated: 2024 book-publishing revenue of CNY xx.xx supplies the physical-demand proxy; reported output contraction qualifies growth assumptions. ([nppa.gov.cn](https://www.nppa.gov.cn/xxgk/fdzdgknr/tjxx/xx.xx/P020251218382424228218.pdf))

   · Evidence informing base-year allocation inputs; displayed values and growth are calculated: The Chinese book-publishing observation is a major regional demand input, distinct from all printing and packaging industry revenue. ([nppa.gov.cn](https://www.nppa.gov.cn/xxgk/fdzdgknr/tjxx/xx.xx/P020251218382424228218.pdf))

   · Evidence informing forecast-year allocation inputs; displayed values and growth are calculated: The Chinese book-publishing observation is a major regional demand input, distinct from all printing and packaging industry revenue. ([nppa.gov.cn](https://www.nppa.gov.cn/xxgk/fdzdgknr/tjxx/xx.xx/P020251218382424228218.pdf))

7. Foreign Exchange Rates - G.5A Annual, January 5, 2026

   · Evidence informing the 2024 market-value input; displayed series and growth include calculations: The official 2024 annual-average conversion inputs are USD xx.xx per EUR, CNY xx.xx per USD and CAD xx.xx per USD.

   · Evidence informing the 2025 market-value input; displayed series and growth include calculations: The exchange-rate table establishes the conversion basis of the preceding-year demand inputs used in the 2025 estimate; subsequent effective-USD price assumptions are modeled separately.

8. Book publishing industry, 2024 - Statistics Canada

   · Evidence informing the 2024 market-value input; displayed series and growth include calculations: Canadian publishers reported CAD xx.xx of print sales outside the online category and CAD xx.xx of online print sales in 2024. Their sum, rather than total operating revenue, supplies the physical-book demand input.

   · Evidence informing the 2025 market-value input; displayed series and growth include calculations: Reported cost of goods sold of CAD xx.xx, up CAD xx.xx from 2022, supplies a cost-pressure cross-check, not a directly attributable printing-services total.

   · Evidence informing base-year allocation inputs; displayed values and growth are calculated: CAD xx.xx plus CAD xx.xx of print sales supplies a physical-book commissioning proxy; digital growth constrains the forecast mix. ([www150.statcan.gc.ca](https://www150.statcan.gc.ca/n1/daily-quotidien/xx.xx/dq260205b-eng.pdf))

   · Evidence informing forecast-year allocation inputs; displayed values and growth are calculated: CAD xx.xx plus CAD xx.xx of print sales supplies a physical-book commissioning proxy; digital growth constrains the forecast mix. ([www150.statcan.gc.ca](https://www150.statcan.gc.ca/n1/daily-quotidien/xx.xx/dq260205b-eng.pdf))

   · Evidence informing base-year allocation inputs; displayed values and growth are calculated: The Canadian physical-book input contributes to the North American demand index; it is publisher revenue, not service receipts. ([www150.statcan.gc.ca](https://www150.statcan.gc.ca/n1/daily-quotidien/xx.xx/dq260205b-eng.pdf))

   · Evidence informing forecast-year allocation inputs; displayed values and growth are calculated: The Canadian physical-book input contributes to the North American demand index; it is publisher revenue, not service receipts. ([www150.statcan.gc.ca](https://www150.statcan.gc.ca/n1/daily-quotidien/xx.xx/dq260205b-eng.pdf))

9. U.S. Census Bureau - Books Printing: Shipments, annual table
   - Evidence informing the 2017 market-value input; displayed series and growth include calculations: U.S. books-printing shipments were USD xx.xx in 2017; this is a national production anchor for the historical model.
   - Evidence informing the 2018 market-value input; displayed series and growth include calculations: U.S. books-printing shipments were USD xx.xx in 2018.
   - Evidence informing the 2019 market-value input; displayed series and growth include calculations: U.S. books-printing shipments were USD xx.xx in 2019.
   - Evidence informing the 2020 market-value input; displayed series and growth include calculations: U.S. books-printing shipments were USD xx.xx in 2020.
   - Evidence informing the 2021 market-value input; displayed series and growth include calculations: U.S. books-printing shipments were USD xx.xx in 2021.
   - Evidence informing the 2022 market-value input; displayed series and growth include calculations: U.S. books-printing shipments were USD xx.xx in 2022.
   - Evidence informing the 2024 market-value input; displayed series and growth include calculations: U.S. books-printing shipments were USD xx.xx in 2024. This national industrial measure is narrower than the composite global service boundary.
10. U.S. Census Bureau - Book Publishers, All Establishments: Revenue, annual table
   - Evidence informing the 2024 market-value input; displayed series and growth include calculations: The Census annual series reports USD xx.xx of U.S. book-publisher revenue for 2024. A modeled xx.xx% physical-book proportion excludes digital and other adjacent receipts.
   - Evidence informing the 2025 market-value input; displayed series and growth include calculations: The 2024 Census observation replaces an older survey-based U.S. revenue bridge in the demand pool underlying 2025.
   - Evidence informing base-year allocation inputs; displayed values and growth are calculated: The official Census revenue-series page defines the publisher-receipt measure underlying the retained U.S. input; the exact 2024 cell was not independently re-extracted. ([fred.stlouisfed.org](https://fred.stlouisfed.org/data/AIES51113RCT00US))
   - Evidence informing forecast-year allocation inputs; displayed values and growth are calculated: The official Census revenue-series page defines the publisher-receipt measure underlying the retained U.S. input; the exact 2024 cell was not independently re-extracted. ([fred.stlouisfed.org](https://fred.stlouisfed.org/data/AIES51113RCT00US))
11. Scholastic Corporation - Form 10-K for the year ended May 31, 2025
   - Evidence informing the 2024 market-value input; displayed series and growth include calculations: Scholastic's fiscal 2024 product, service, production and inventory-reserve costs were xx.xx% of revenue; postage, freight, shipping, fulfillment and other costs were xx.xx%. These broad categories constrain, but do not directly establish, eligible outsourced-service spending.
   - Evidence informing the 2025 market-value input; displayed series and growth include calculations: The corresponding fiscal 2025 proportions were xx.xx% and xx.xx%. Royalties and prepublication amortization are separately disclosed, allowing their exclusion from the service-market bridge.

12. CEWE achieves all targets in 2025 and aims to further increase revenue and earnings in 2026

- Evidence informing the 2025 market-value input; displayed series and growth include calculations: CEWE reported xx.xx CEWE PHOTOBOOK copies in 2025 versus xx.xx in 2024, supporting a positive specialty-book volume assumption without establishing global adoption.
- Evidence informing the 2026 market-value input; displayed series and growth include calculations: Observed 2025 photobook growth informs the specialty-demand assumption for 2026; the market value remains modeled.
- Evidence informing the 2032 market-value input; displayed series and growth include calculations: The observed specialty-book activity is a starting condition for the forecast, not independent proof of continued growth through 2032.
- Evidence informing the 2040 market-value input; displayed series and growth include calculations: The forecast explicitly slows specialty-demand growth after 2032; this source supplies the initial commercial observation, not the long-term growth rate.
- Evidence informing base-year allocation inputs; displayed values and growth are calculated: Company photobook activity constrains the materiality of specialty commissions; it does not establish the modeled European specialty multiplier or continued growth through 2032. ([ir.cewe.de](https://ir.cewe.de/en/news/cewe-achieves-all-targets-in-2025-and-aims-to-further-increase-revenue-and-earnings-in/70292c17-c943-xx.xx-bd11-4323b6ce54d8))
- Evidence informing forecast-year allocation inputs; displayed values and growth are calculated: Company photobook activity constrains the materiality of specialty commissions; it does not establish the modeled European specialty multiplier or continued growth through 2032. ([ir.cewe.de](https://ir.cewe.de/en/news/cewe-achieves-all-targets-in-2025-and-aims-to-further-increase-revenue-and-earnings-in/70292c17-c943-xx.xx-bd11-4323b6ce54d8))

13. Paperback Printing Cost - Kindle Direct Publishing

- Evidence informing the 2025 market-value input; displayed series and growth include calculations: The inspected U.S. paperback schedule charges USD xx.xx plus USD xx.xx per page for the specified regular-trim black-ink category. It provides a contemporary commercial price comparison for the assumed USD xx.xx self-publishing production receipt, not an observed historical price or volume.
- Evidence informing the 2026 market-value input; displayed series and growth include calculations: The schedule distinguishes printing charges from royalties and retail list prices, supporting the production-receipt boundary used in the estimate.

14. European Book Publishing Statistics 2017

- Evidence informing the 2017 market-value input; displayed series and growth include calculations: The association's primary survey reports approximately EUR xx.xx of European net publisher revenue for 2017, constraining the pre-pandemic demand level.

15. European Book Publishing Statistics 2019

- Evidence informing the 2018 market-value input; displayed series and growth include calculations: The association reports approximately EUR xx.xx of publisher revenue for 2018.
- Evidence informing the 2019 market-value input; displayed series and growth include calculations: The association reports approximately EUR xx.xx for 2019 and identifies a questionnaire change that limits exact comparability with earlier observations.

16. 2021 年新闻出版产业分析报告

- Evidence informing the 2020 market-value input; displayed series and growth include calculations: The official report's 2021 comparison identifies a substantial rebound from 2020, constraining the pandemic-recovery bridge.
- Evidence informing the 2021 market-value input; displayed series and growth include calculations: China reported xx.xx book copies or sheets in 2021, up xx.xx%; the report also distinguishes textbook output and reprints.

17. European Book Publishing Statistics 2023

- Evidence informing the 2022 market-value input; displayed series and growth include calculations: European net publisher revenue was approximately EUR xx.xx in 2022; the association describes paper-cost pressure and price-led growth.

18. Foreign Exchange Rates - G.5A Annual, January 5, 2026
    - Evidence informing base-year allocation inputs; displayed values and growth are calculated: Official annual-average exchange-rate methodology supports the frozen common-USD conversion convention; it does not measure service demand. ([federalreserve.gov](https://www.federalreserve.gov/releases/g5a/xx.xx/))
    - Evidence informing forecast-year allocation inputs; displayed values and growth are calculated: Official annual-average exchange-rate methodology supports the frozen common-USD conversion convention; it does not measure service demand. ([federalreserve.gov](https://www.federalreserve.gov/releases/g5a/xx.xx/))
    - Evidence informing base-year allocation inputs; displayed values and growth are calculated: The annual currency-conversion convention prevents mixing local-currency demand inputs with USD allocation weights. ([federalreserve.gov](https://www.federalreserve.gov/releases/g5a/xx.xx/))
    - Evidence informing forecast-year allocation inputs; displayed values and growth are calculated: The annual currency-conversion convention prevents mixing local-currency demand inputs with USD allocation weights. ([federalreserve.gov](https://www.federalreserve.gov/releases/g5a/xx.xx/))
19. GCC Statistical Center - Education Statistics 2024 announcement, March 23, 2026
    - Evidence informing base-year allocation inputs; displayed values and growth are calculated: Approximately xx.xx general-school pupils constrain the regional educational customer pool; national apportionment and monetization are assumed. ([gccstat.org](https://www.gccstat.org/news/xx.xx))
    - Evidence informing forecast-year allocation inputs; displayed values and growth are calculated: Approximately xx.xx general-school pupils constrain the regional educational customer pool; national apportionment and monetization are assumed. ([gccstat.org](https://www.gccstat.org/news/xx.xx))
20. South African Book Publishing Industry Survey 2023-2024
    - Evidence informing base-year allocation inputs; displayed values and growth are calculated: The transparent national publisher survey supplies a regional commercial comparator, not an observed African printing-service total. ([publishsa.co.za](https://publishsa.co.za/wp-content/uploads/2025/xx.xx/South-African-Book-Publishing-Industry-Survey-2023-2024.pdf))
    - Evidence informing forecast-year allocation inputs; displayed values and growth are calculated: The transparent national publisher survey supplies a regional commercial comparator, not an observed African printing-service total. ([publishsa.co.za](https://publishsa.co.za/wp-content/uploads/2025/xx.xx/South-African-Book-Publishing-Industry-Survey-2023-2024.pdf))
21. Ministry of Education - Press conference release, December 17, 2024
    - Evidence informing base-year allocation inputs; displayed values and growth are calculated: The announced increase in annual NCERT textbook printing from xx.xx to xx.xx supports an educational-demand mechanism, not realized supplier receipts or the modeled forecast share. ([education.gov.in](https://www.education.gov.in/sites/upload_files/mhrd/files/PIB%20releae%20of%20the%20Press%20Conference%20held%20today.pdf))
    - Evidence informing forecast-year allocation inputs; displayed values and growth are calculated: The announced increase in annual NCERT textbook printing from xx.xx to xx.xx supports an educational-demand mechanism, not realized supplier receipts or the modeled forecast share. ([education.gov.in](https://www.education.gov.in/sites/upload_files/mhrd/files/PIB%20releae%20of%20the%20Press%20Conference%20held%20today.pdf))
22. Global Connect - Ingram Content Group
    - Evidence informing base-year allocation inputs; displayed values and growth are calculated: Agreement-dependent network access does not quantify Brazilian commissions or guarantee institutional awards. ([resources.ingramcontent.com](https://resources.ingramcontent.com/publishers/global-connect))
    - Evidence informing forecast-year allocation inputs; displayed values and growth are calculated: Agreement-dependent network access does not quantify Brazilian commissions or guarantee institutional awards. ([resources.ingramcontent.com](https://resources.ingramcontent.com/publishers/global-connect))

23. Paperback and Hardcover Distribution Rights - Kindle Direct Publishing
    - Evidence informing base-year allocation inputs; displayed values and growth are calculated: The marketplace-specific physical-book distribution restriction is not evidence of zero Mexican printing and packaging demand. ([kdp.amazon.com](https://kdp.amazon.com/en_US/help/topic/G201834280))
    - Evidence informing forecast-year allocation inputs; displayed values and growth are calculated: The marketplace-specific physical-book distribution restriction is not evidence of zero Mexican printing and packaging demand. ([kdp.amazon.com](https://kdp.amazon.com/en_US/help/topic/G201834280))
24. Clays demonstrate dedication to digital investment
    - Evidence informing base-year allocation inputs; displayed values and growth are calculated: The capacity/output comparison is a limited commercial check on continued conventional book production, not a direct offset revenue observation.
    - Evidence informing forecast-year allocation inputs; displayed values and growth are calculated: The capacity/output comparison is a limited commercial check on continued conventional book production, not a direct offset revenue observation.

10.1.1. Web Offset Printing

Table 97. Global Book Printing & Packaging Services Market Size, by Web Offset Printing, by Region, 2017-2040 (USD Million)

Region	2017	2024	2025	2026	2027	2032	2040	CAGR (%)
Africa	xx.xx	xx.xx	xx.xx	xx.xx	xx.xx	xx.xx	xx.xx	xx.xx
Asia-Pacific	xx.xx	xx.xx	xx.xx	xx.xx	xx.xx	xx.xx	xx.xx	xx.xx
Europe	xx.xx	xx.xx	xx.xx	xx.xx	xx.xx	xx.xx	xx.xx	xx.xx
Latin America	xx.xx	xx.xx	xx.xx	xx.xx	xx.xx	xx.xx	xx.xx	xx.xx
Middle East	xx.xx	xx.xx	xx.xx	xx.xx	xx.xx	xx.xx	xx.xx	xx.xx
North America	xx.xx	xx.xx	xx.xx	xx.xx	xx.xx	xx.xx	xx.xx	xx.xx
Total	**xx.xx**	**xx.xx**	**xx.xx**	**xx.xx**	**xx.xx**	**xx.xx**	**xx.xx**	**xx.xx**

Table 98. Global Book Printing & Packaging Services Market Size, by Web Offset Printing, by Group, 2017-2040 (USD Million)

Group	2017	2024	2025	2026	2027	2032	2040	CAGR (%)
ASEAN	xx.xx	xx.xx	xx.xx	xx.xx	xx.xx	xx.xx	xx.xx	xx.xx
BRICS	xx.xx	xx.xx	xx.xx	xx.xx	xx.xx	xx.xx	xx.xx	xx.xx
European Union	xx.xx	xx.xx	xx.xx	xx.xx	xx.xx	xx.xx	xx.xx	xx.xx
G7	xx.xx	xx.xx	xx.xx	xx.xx	xx.xx	xx.xx	xx.xx	xx.xx
GCC	xx.xx	xx.xx	xx.xx	xx.xx	xx.xx	xx.xx	xx.xx	xx.xx
NATO	xx.xx	xx.xx	xx.xx	xx.xx	xx.xx	xx.xx	xx.xx	xx.xx

Table 99. Global Book Printing & Packaging Services Market Size, by Web Offset Printing, by Country, 2017-2040 (USD Million)

Country	2017	2024	2025	2026	2027	2032	2040	CAGR (%)
Australia	xx.xx	xx.xx	xx.xx	xx.xx	xx.xx	xx.xx	xx.xx	xx.xx
Brazil	xx.xx	xx.xx	xx.xx	xx.xx	xx.xx	xx.xx	xx.xx	xx.xx
Canada	xx.xx	xx.xx	xx.xx	xx.xx	xx.xx	xx.xx	xx.xx	xx.xx
China	xx.xx	xx.xx	xx.xx	xx.xx	xx.xx	xx.xx	xx.xx	xx.xx
France	xx.xx	xx.xx	xx.xx	xx.xx	xx.xx	xx.xx	xx.xx	xx.xx
Germany	xx.xx	xx.xx	xx.xx	xx.xx	xx.xx	xx.xx	xx.xx	xx.xx
India	xx.xx	xx.xx	xx.xx	xx.xx	xx.xx	xx.xx	xx.xx	xx.xx
Italy	xx.xx	xx.xx	xx.xx	xx.xx	xx.xx	xx.xx	xx.xx	xx.xx
Japan	xx.xx	xx.xx	xx.xx	xx.xx	xx.xx	xx.xx	xx.xx	xx.xx
Mexico	xx.xx	xx.xx	xx.xx	xx.xx	xx.xx	xx.xx	xx.xx	xx.xx
Russia	xx.xx	xx.xx	xx.xx	xx.xx	xx.xx	xx.xx	xx.xx	xx.xx
South Korea	xx.xx	xx.xx	xx.xx	xx.xx	xx.xx	xx.xx	xx.xx	xx.xx
Spain	xx.xx	xx.xx	xx.xx	xx.xx	xx.xx	xx.xx	xx.xx	xx.xx
United Kingdom	xx.xx	xx.xx	xx.xx	xx.xx	xx.xx	xx.xx	xx.xx	xx.xx
United States	xx.xx	xx.xx	xx.xx	xx.xx	xx.xx	xx.xx	xx.xx	xx.xx
Others	xx.xx	xx.xx	xx.xx	xx.xx	xx.xx	xx.xx	xx.xx	xx.xx
Total	**xx.xx**	**xx.xx**	**xx.xx**	**xx.xx**	**xx.xx**	**xx.xx**	**xx.xx**	**xx.xx**

Sources & Evidence

1. ISO 12647-2:2013 - Graphic Technology: Offset Lithographic Processes

   · Taxonomy evidence: Web-fed offset is an explicitly recognized platform within the same technology family. ([iso.org](https://www.iso.org/standard/xx.xx.html))

2. European Book Publishing Statistics 2024

   · Evidence informing the 2024 market-value input; displayed series and growth include calculations: European publishers reported approximately EUR xx.xx of net book-sales revenue in 2024. The disclosed ebook and audiobook proportions inform the modeled xx.xx% physical-book revenue proportion; publisher revenue is an input, not printing-service revenue.

   · Evidence informing the 2025 market-value input; displayed series and growth include calculations: The 2024 publisher-revenue and format observations provide the European demand input carried into the 2025 estimate.

   · Evidence informing base-year allocation inputs; displayed values and growth are calculated: EUR xx.xx of 2024 publisher revenue and weakening physical volumes constrain the European demand weight and forecast, not directly observed service shares. ([fep-fee.eu](https://www.fep-fee.eu/European-Book-Publishing-Statistics-2024))

   · Evidence informing forecast-year allocation inputs; displayed values and growth are calculated: EUR xx.xx of 2024 publisher revenue and weakening physical volumes constrain the European demand weight and forecast, not directly observed service shares. ([fep-fee.eu](https://www.fep-fee.eu/European-Book-Publishing-Statistics-2024))

3. The Global Publishing Industry in 2022

- Evidence informing the 2024 market-value input; displayed series and growth include calculations: Table xx.xx supplies country-level publishing revenues and identifies differences between retail-value, publisher-revenue, print-only and prior-year observations. Selected non-European country observations are adjusted for physical formats and period before estimating production spending.
- Evidence informing the 2025 market-value input; displayed series and growth include calculations: The selected country observations contribute to the demand pool underlying the 2025 working estimate. Nielsen retail datasets elsewhere in the publication are not used.
- Evidence informing base-year allocation inputs; displayed values and growth are calculated: Country revenue/format proxies constrain commissioning weights. ([wipo.int](https://www.wipo.int/edocs/pubdocs/en/wipo-pub-xx.xx-2023-xx.xx-en-the-global-publishing-industry-in-2022.pdf))
- Evidence informing forecast-year allocation inputs; displayed values and growth are calculated: Country revenue/format proxies constrain commissioning weights. ([wipo.int](https://www.wipo.int/edocs/pubdocs/en/wipo-pub-xx.xx-2023-xx.xx-en-the-global-publishing-industry-in-2022.pdf))
- Evidence informing base-year allocation inputs; displayed values and growth are calculated: Revenue and registration proxies constrain allocation. ([wipo.int](https://www.wipo.int/edocs/pubdocs/en/wipo-pub-xx.xx-2023-xx.xx-en-the-global-publishing-industry-in-2022.pdf))
- Evidence informing forecast-year allocation inputs; displayed values and growth are calculated: Revenue and registration proxies constrain allocation. ([wipo.int](https://www.wipo.int/edocs/pubdocs/en/wipo-pub-xx.xx-2023-xx.xx-en-the-global-publishing-industry-in-2022.pdf))
- Evidence informing base-year allocation inputs; displayed values and growth are calculated: Revenue, format and title proxies constrain allocation. ([wipo.int](https://www.wipo.int/edocs/pubdocs/en/wipo-pub-xx.xx-2023-xx.xx-en-the-global-publishing-industry-in-2022.pdf))
- Evidence informing forecast-year allocation inputs; displayed values and growth are calculated: Revenue, format and title proxies constrain allocation. ([wipo.int](https://www.wipo.int/edocs/pubdocs/en/wipo-pub-xx.xx-2023-xx.xx-en-the-global-publishing-industry-in-2022.pdf))
- Evidence informing base-year allocation inputs; displayed values and growth are calculated: Turkish revenue constrains regional commissioning scale. ([wipo.int](https://www.wipo.int/edocs/pubdocs/en/wipo-pub-xx.xx-2023-xx.xx-en-the-global-publishing-industry-in-2022.pdf))
- Evidence informing forecast-year allocation inputs; displayed values and growth are calculated: Turkish revenue constrains regional commissioning scale. ([wipo.int](https://www.wipo.int/edocs/pubdocs/en/wipo-pub-xx.xx-2023-xx.xx-en-the-global-publishing-industry-in-2022.pdf))
- Evidence informing base-year allocation inputs; displayed values and growth are calculated: Nigerian registration activity supplies a modeled-demand input. ([wipo.int](https://www.wipo.int/edocs/pubdocs/en/wipo-pub-xx.xx-2023-xx.xx-en-the-global-publishing-industry-in-2022.pdf))
- Evidence informing forecast-year allocation inputs; displayed values and growth are calculated: Nigerian registration activity supplies a modeled-demand input. ([wipo.int](https://www.wipo.int/edocs/pubdocs/en/wipo-pub-xx.xx-2023-xx.xx-en-the-global-publishing-industry-in-2022.pdf))
- Evidence informing base-year allocation inputs; displayed values and growth are calculated: Country revenue, format and registration proxies constrain allocation. ([wipo.int](https://www.wipo.int/edocs/pubdocs/en/wipo-pub-xx.xx-2023-xx.xx-en-the-global-publishing-industry-in-2022.pdf))
- Evidence informing forecast-year allocation inputs; displayed values and growth are calculated: Country revenue, format and registration proxies constrain allocation. ([wipo.int](https://www.wipo.int/edocs/pubdocs/en/wipo-pub-xx.xx-2023-xx.xx-en-the-global-publishing-industry-in-2022.pdf))

4. 2024 年新闻出版统计公报

   · Evidence informing the 2024 market-value input; displayed series and growth include calculations: For 2024, the official table reports xx.xx book copies or sheets and CNY xx.xx of book-publishing revenue. These constrain the demand bridge and historical contraction, rather than directly measuring printing-service sales.

   · Evidence informing the 2025 market-value input; displayed series and growth include calculations: The 2024 book-publishing observation supplies the Chinese demand primitive for the 2025 model.

   · Evidence informing base-year allocation inputs; displayed values and growth are calculated: 2024 book-publishing revenue of CNY xx.xx supplies the physical-demand proxy; reported output contraction qualifies growth assumptions. ([nppa.gov.cn](https://www.nppa.gov.cn/xxgk/fdzdgknr/tjxx/xx.xx/P020251218382424228218.pdf))

   · Evidence informing forecast-year allocation inputs; displayed values and growth are calculated: 2024 book-publishing revenue of CNY xx.xx supplies the physical-demand proxy; reported output contraction qualifies growth assumptions. ([nppa.gov.cn](https://www.nppa.gov.cn/xxgk/fdzdgknr/tjxx/xx.xx/P020251218382424228218.pdf))

   · Evidence informing base-year allocation inputs; displayed values and growth are calculated: The Chinese book-publishing observation is a major regional demand input, distinct from all printing and packaging industry revenue. ([nppa.gov.cn](https://www.nppa.gov.cn/xxgk/fdzdgknr/tjxx/xx.xx/P020251218382424228218.pdf))

   · Evidence informing forecast-year allocation inputs; displayed values and growth are calculated: The Chinese book-publishing observation is a major regional demand input, distinct from all printing and packaging industry revenue. ([nppa.gov.cn](https://www.nppa.gov.cn/xxgk/fdzdgknr/tjxx/xx.xx/P020251218382424228218.pdf))

5. Foreign Exchange Rates - G.5A Annual, January 5, 2026

   · Evidence informing the 2024 market-value input; displayed series and growth include calculations: The official 2024 annual-average conversion inputs are USD xx.xx per EUR, CNY xx.xx per USD and CAD xx.xx per USD.

   · Evidence informing the 2025 market-value input; displayed series and growth include calculations: The exchange-rate table establishes the conversion basis of the preceding-year demand inputs used in the 2025 estimate; subsequent effective-USD price assumptions are modeled separately.

6. Book publishing industry, 2024 - Statistics Canada

   · Evidence informing the 2024 market-value input; displayed series and growth include calculations: Canadian publishers reported CAD xx.xx of print sales outside the online category and CAD xx.xx of online print sales in 2024. Their sum, rather than total operating revenue, supplies the physical-book demand input.

   · Evidence informing the 2025 market-value input; displayed series and growth include calculations: Reported cost of goods sold of CAD xx.xx, up CAD xx.xx from 2022, supplies a cost-pressure cross-check, not a directly attributable printing-services total.

   · Evidence informing base-year allocation inputs; displayed values and growth are calculated: CAD xx.xx plus CAD xx.xx of print sales supplies a physical-book commissioning proxy; digital growth constrains the forecast mix. ([www150.statcan.gc.ca](https://www150.statcan.gc.ca/n1/daily-quotidien/xx.xx/dq260205b-eng.pdf))

   · Evidence informing forecast-year allocation inputs; displayed values and growth are calculated: CAD xx.xx plus CAD xx.xx of print sales supplies a physical-book commissioning proxy; digital growth constrains the forecast mix. ([www150.statcan.gc.ca](https://www150.statcan.gc.ca/n1/daily-quotidien/xx.xx/dq260205b-eng.pdf))

   · Evidence informing base-year allocation inputs; displayed values and growth are calculated: The Canadian physical-book input contributes to the North American demand index; it is publisher revenue, not service receipts. ([www150.statcan.gc.ca](https://www150.statcan.gc.ca/n1/daily-quotidien/xx.xx/dq260205b-eng.pdf))

   · Evidence informing forecast-year allocation inputs; displayed values and growth are calculated: The Canadian physical-book input contributes to the North American demand index; it is publisher revenue, not service receipts. ([www150.statcan.gc.ca](https://www150.statcan.gc.ca/n1/daily-quotidien/xx.xx/dq260205b-eng.pdf))

7. U.S. Census Bureau - Books Printing: Shipments, annual table
   - Evidence informing the 2017 market-value input; displayed series and growth include calculations: U.S. books-printing shipments were USD xx.xx in 2017; this is a national production anchor for the historical model.
   - Evidence informing the 2018 market-value input; displayed series and growth include calculations: U.S. books-printing shipments were USD xx.xx in 2018.
   - Evidence informing the 2019 market-value input; displayed series and growth include calculations: U.S. books-printing shipments were USD xx.xx in 2019.
   - Evidence informing the 2020 market-value input; displayed series and growth include calculations: U.S. books-printing shipments were USD xx.xx in 2020.
   - Evidence informing the 2021 market-value input; displayed series and growth include calculations: U.S. books-printing shipments were USD xx.xx in 2021.
   - Evidence informing the 2022 market-value input; displayed series and growth include calculations: U.S. books-printing shipments were USD xx.xx in 2022.
   - Evidence informing the 2024 market-value input; displayed series and growth include calculations: U.S. books-printing shipments were USD xx.xx in 2024. This national industrial measure is narrower than the composite global service boundary.
8. U.S. Census Bureau - Book Publishers, All Establishments: Revenue, annual table
   - Evidence informing the 2024 market-value input; displayed series and growth include calculations: The Census annual series reports USD xx.xx of U.S. book-publisher revenue for 2024. A modeled xx.xx% physical-book proportion excludes digital and other adjacent receipts.
   - Evidence informing the 2025 market-value input; displayed series and growth include calculations: The 2024 Census observation replaces an older survey-based U.S. revenue bridge in the demand pool underlying 2025.
   - Evidence informing base-year allocation inputs; displayed values and growth are calculated: The official Census revenue-series page defines the publisher-receipt measure underlying the retained U.S. input; the exact 2024 cell was not independently re-extracted. ([fred.stlouisfed.org](https://fred.stlouisfed.org/data/AIES51113RCT00US))
   - Evidence informing forecast-year allocation inputs; displayed values and growth are calculated: The official Census revenue-series page defines the publisher-receipt measure underlying the retained U.S. input; the exact 2024 cell was not independently re-extracted. ([fred.stlouisfed.org](https://fred.stlouisfed.org/data/AIES51113RCT00US))
9. Scholastic Corporation - Form 10-K for the year ended May 31, 2025
   - Evidence informing the 2024 market-value input; displayed series and growth include calculations: Scholastic's fiscal 2024 product, service, production and inventory-reserve costs were xx.xx% of revenue; postage, freight, shipping, fulfillment and other costs were xx.xx%. These broad categories constrain, but do not directly establish, eligible outsourced-service spending.
   - Evidence informing the 2025 market-value input; displayed series and growth include calculations: The corresponding fiscal 2025 proportions were xx.xx% and xx.xx%. Royalties and prepublication amortization are separately disclosed, allowing their exclusion from the service-market bridge.

10. CEWE achieves all targets in 2025 and aims to further increase revenue and earnings in 2026

- Evidence informing the 2025 market-value input; displayed series and growth include calculations: CEWE reported xx.xx CEWE PHOTOBOOK copies in 2025 versus xx.xx in 2024, supporting a positive specialty-book volume assumption without establishing global adoption.
- Evidence informing the 2026 market-value input; displayed series and growth include calculations: Observed 2025 photobook growth informs the specialty-demand assumption for 2026; the market value remains modeled.
- Evidence informing the 2032 market-value input; displayed series and growth include calculations: The observed specialty-book activity is a starting condition for the forecast, not independent proof of continued growth through 2032.
- Evidence informing the 2040 market-value input; displayed series and growth include calculations: The forecast explicitly slows specialty-demand growth after 2032; this source supplies the initial commercial observation, not the long-term growth rate.
- Evidence informing base-year allocation inputs; displayed values and growth are calculated: Company photobook activity constrains the materiality of specialty commissions; it does not establish the modeled European specialty multiplier or continued growth through 2032. ([ir.cewe.de](https://ir.cewe.de/en/news/cewe-achieves-all-targets-in-2025-and-aims-to-further-increase-revenue-and-earnings-in/70292c17-c943-xx.xx-bd11-4323b6ce54d8))
- Evidence informing forecast-year allocation inputs; displayed values and growth are calculated: Company photobook activity constrains the materiality of specialty commissions; it does not establish the modeled European specialty multiplier or continued growth through 2032. ([ir.cewe.de](https://ir.cewe.de/en/news/cewe-achieves-all-targets-in-2025-and-aims-to-further-increase-revenue-and-earnings-in/70292c17-c943-xx.xx-bd11-4323b6ce54d8))

11. Paperback Printing Cost - Kindle Direct Publishing

- Evidence informing the 2025 market-value input; displayed series and growth include calculations: The inspected U.S. paperback schedule charges USD xx.xx plus USD xx.xx per page for the specified regular-trim black-ink category. It provides a contemporary commercial price comparison for the assumed USD xx.xx self-publishing production receipt, not an observed historical price or volume.
- Evidence informing the 2026 market-value input; displayed series and growth include calculations: The schedule distinguishes printing charges from royalties and retail list prices, supporting the production-receipt boundary used in the estimate.

12. European Book Publishing Statistics 2017

- Evidence informing the 2017 market-value input; displayed series and growth include calculations: The association's primary survey reports approximately EUR xx.xx of European net publisher revenue for 2017, constraining the pre-pandemic demand level.

13. European Book Publishing Statistics 2019

- Evidence informing the 2018 market-value input; displayed series and growth include calculations: The association reports approximately EUR xx.xx of publisher revenue for 2018.
- Evidence informing the 2019 market-value input; displayed series and growth include calculations: The association reports approximately EUR xx.xx for 2019 and identifies a questionnaire change that limits exact comparability with earlier observations.

14. 2021 年新闻出版产业分析报告

- Evidence informing the 2020 market-value input; displayed series and growth include calculations: The official report's 2021 comparison identifies a substantial rebound from 2020, constraining the pandemic-recovery bridge.
- Evidence informing the 2021 market-value input; displayed series and growth include calculations: China reported xx.xx book copies or sheets in 2021, up xx.xx%; the report also distinguishes textbook output and reprints.

15. European Book Publishing Statistics 2023

- Evidence informing the 2022 market-value input; displayed series and growth include calculations: European net publisher revenue was approximately EUR xx.xx in 2022; the association describes paper-cost pressure and price-led growth.

16. Foreign Exchange Rates - G.5A Annual, January 5, 2026
    - Evidence informing base-year allocation inputs; displayed values and growth are calculated: Official annual-average exchange-rate methodology supports the frozen common-USD conversion convention; it does not measure service demand. ([federalreserve.gov](https://www.federalreserve.gov/releases/g5a/xx.xx/))
    - Evidence informing forecast-year allocation inputs; displayed values and growth are calculated: Official annual-average exchange-rate methodology supports the frozen common-USD conversion convention; it does not measure service demand. ([federalreserve.gov](https://www.federalreserve.gov/releases/g5a/xx.xx/))
    - Evidence informing base-year allocation inputs; displayed values and growth are calculated: The annual currency-conversion convention prevents mixing local-currency demand inputs with USD allocation weights. ([federalreserve.gov](https://www.federalreserve.gov/releases/g5a/xx.xx/))
    - Evidence informing forecast-year allocation inputs; displayed values and growth are calculated: The annual currency-conversion convention prevents mixing local-currency demand inputs with USD allocation weights. ([federalreserve.gov](https://www.federalreserve.gov/releases/g5a/xx.xx/))
17. GCC Statistical Center - Education Statistics 2024 announcement, March 23, 2026
    - Evidence informing base-year allocation inputs; displayed values and growth are calculated: Approximately xx.xx general-school pupils constrain the regional educational customer pool; national apportionment and monetization are assumed. ([gccstat.org](https://www.gccstat.org/news/xx.xx))
    - Evidence informing forecast-year allocation inputs; displayed values and growth are calculated: Approximately xx.xx general-school pupils constrain the regional educational customer pool; national apportionment and monetization are assumed. ([gccstat.org](https://www.gccstat.org/news/xx.xx))
18. South African Book Publishing Industry Survey 2023-2024
    - Evidence informing base-year allocation inputs; displayed values and growth are calculated: The transparent national publisher survey supplies a regional commercial comparator, not an observed African printing-service total. ([publishsa.co.za](https://publishsa.co.za/wp-content/uploads/2025/xx.xx/South-African-Book-Publishing-Industry-Survey-2023-2024.pdf))
    - Evidence informing forecast-year allocation inputs; displayed values and growth are calculated: The transparent national publisher survey supplies a regional commercial comparator, not an observed African printing-service total. ([publishsa.co.za](https://publishsa.co.za/wp-content/uploads/2025/xx.xx/South-African-Book-Publishing-Industry-Survey-2023-2024.pdf))
19. Ministry of Education - Press conference release, December 17, 2024
    - Evidence informing base-year allocation inputs; displayed values and growth are calculated: The announced increase in annual NCERT textbook printing from xx.xx to xx.xx supports an educational-demand mechanism, not realized supplier receipts or the modeled forecast share. ([education.gov.in](https://www.education.gov.in/sites/upload_files/mhrd/files/PIB%20releae%20of%20the%20Press%20Conference%20held%20today.pdf))
    - Evidence informing forecast-year allocation inputs; displayed values and growth are calculated: The announced increase in annual NCERT textbook printing from xx.xx to xx.xx supports an educational-demand mechanism, not realized supplier receipts or the modeled forecast share. ([education.gov.in](https://www.education.gov.in/sites/upload_files/mhrd/files/PIB%20releae%20of%20the%20Press%20Conference%20held%20today.pdf))
20. Global Connect - Ingram Content Group
    - Evidence informing base-year allocation inputs; displayed values and growth are calculated: Agreement-dependent network access does not quantify Brazilian commissions or guarantee institutional awards. ([resources.ingramcontent.com](https://resources.ingramcontent.com/publishers/global-connect))
    - Evidence informing forecast-year allocation inputs; displayed values and growth are calculated: Agreement-dependent network access does not quantify Brazilian commissions or guarantee institutional awards. ([resources.ingramcontent.com](https://resources.ingramcontent.com/publishers/global-connect))

21. Paperback and Hardcover Distribution Rights - Kindle Direct Publishing
    - Evidence informing base-year allocation inputs; displayed values and growth are calculated: The marketplace-specific physical-book distribution restriction is not evidence of zero Mexican printing and packaging demand. ([kdp.amazon.com](https://kdp.amazon.com/en_US/help/topic/G201834280))
    - Evidence informing forecast-year allocation inputs; displayed values and growth are calculated: The marketplace-specific physical-book distribution restriction is not evidence of zero Mexican printing and packaging demand. ([kdp.amazon.com](https://kdp.amazon.com/en_US/help/topic/G201834280))

10.1.2. Sheetfed Offset Printing

Table 100. Global Book Printing & Packaging Services Market Size, by Sheetfed Offset Printing, by Region, 2017-2040 (USD Million)

Region	2017	2024	2025	2026	2027	2032	2040	CAGR (%)
Africa	xx.xx	xx.xx	xx.xx	xx.xx	xx.xx	xx.xx	xx.xx	xx.xx
Asia-Pacific	xx.xx	xx.xx	xx.xx	xx.xx	xx.xx	xx.xx	xx.xx	xx.xx
Europe	xx.xx	xx.xx	xx.xx	xx.xx	xx.xx	xx.xx	xx.xx	xx.xx
Latin America	xx.xx	xx.xx	xx.xx	xx.xx	xx.xx	xx.xx	xx.xx	xx.xx
Middle East	xx.xx	xx.xx	xx.xx	xx.xx	xx.xx	xx.xx	xx.xx	xx.xx
North America	xx.xx	xx.xx	xx.xx	xx.xx	xx.xx	xx.xx	xx.xx	xx.xx
Total	**xx.xx**	**xx.xx**	**xx.xx**	**xx.xx**	**xx.xx**	**xx.xx**	**xx.xx**	**xx.xx**

Table 101. Global Book Printing & Packaging Services Market Size, by Sheetfed Offset Printing, by Group, 2017-2040 (USD Million)

Group	2017	2024	2025	2026	2027	2032	2040	CAGR (%)
ASEAN	xx.xx	xx.xx	xx.xx	xx.xx	xx.xx	xx.xx	xx.xx	xx.xx
BRICS	xx.xx	xx.xx	xx.xx	xx.xx	xx.xx	xx.xx	xx.xx	xx.xx
European Union	xx.xx	xx.xx	xx.xx	xx.xx	xx.xx	xx.xx	xx.xx	xx.xx
G7	xx.xx	xx.xx	xx.xx	xx.xx	xx.xx	xx.xx	xx.xx	xx.xx
GCC	xx.xx	xx.xx	xx.xx	xx.xx	xx.xx	xx.xx	xx.xx	xx.xx
NATO	xx.xx	xx.xx	xx.xx	xx.xx	xx.xx	xx.xx	xx.xx	xx.xx

Table 102. Global Book Printing & Packaging Services Market Size, by Sheetfed Offset Printing, by Country, 2017-2040 (USD Million)

Country	2017	2024	2025	2026	2027	2032	2040	CAGR (%)
Australia	xx.xx	xx.xx	xx.xx	xx.xx	xx.xx	xx.xx	xx.xx	xx.xx
Brazil	xx.xx	xx.xx	xx.xx	xx.xx	xx.xx	xx.xx	xx.xx	xx.xx
Canada	xx.xx	xx.xx	xx.xx	xx.xx	xx.xx	xx.xx	xx.xx	xx.xx
China	xx.xx	xx.xx	xx.xx	xx.xx	xx.xx	xx.xx	xx.xx	xx.xx
France	xx.xx	xx.xx	xx.xx	xx.xx	xx.xx	xx.xx	xx.xx	xx.xx
Germany	xx.xx	xx.xx	xx.xx	xx.xx	xx.xx	xx.xx	xx.xx	xx.xx
India	xx.xx	xx.xx	xx.xx	xx.xx	xx.xx	xx.xx	xx.xx	xx.xx
Italy	xx.xx	xx.xx	xx.xx	xx.xx	xx.xx	xx.xx	xx.xx	xx.xx
Japan	xx.xx	xx.xx	xx.xx	xx.xx	xx.xx	xx.xx	xx.xx	xx.xx
Mexico	xx.xx	xx.xx	xx.xx	xx.xx	xx.xx	xx.xx	xx.xx	xx.xx
Russia	xx.xx	xx.xx	xx.xx	xx.xx	xx.xx	xx.xx	xx.xx	xx.xx
South Korea	xx.xx	xx.xx	xx.xx	xx.xx	xx.xx	xx.xx	xx.xx	xx.xx
Spain	xx.xx	xx.xx	xx.xx	xx.xx	xx.xx	xx.xx	xx.xx	xx.xx
United Kingdom	xx.xx	xx.xx	xx.xx	xx.xx	xx.xx	xx.xx	xx.xx	xx.xx
United States	xx.xx	xx.xx	xx.xx	xx.xx	xx.xx	xx.xx	xx.xx	xx.xx
Others	xx.xx	xx.xx	xx.xx	xx.xx	xx.xx	xx.xx	xx.xx	xx.xx
Total	**xx.xx**	**xx.xx**	**xx.xx**	**xx.xx**	**xx.xx**	**xx.xx**	**xx.xx**	**xx.xx**

Sources & Evidence

1. ISO 12647-2:2013 - Graphic Technology: Offset Lithographic Processes

   · Taxonomy evidence: Sheetfed offset is an explicitly recognized platform within the standard's scope. ([iso.org](https://www.iso.org/standard/xx.xx.html))

2. European Book Publishing Statistics 2024

   · Evidence informing the 2024 market-value input; displayed series and growth include calculations: European publishers reported approximately EUR xx.xx of net book-sales revenue in 2024. The disclosed ebook and audiobook proportions inform the modeled xx.xx% physical-book revenue proportion; publisher revenue is an input, not printing-service revenue.

   · Evidence informing the 2025 market-value input; displayed series and growth include calculations: The 2024 publisher-revenue and format observations provide the European demand input carried into the 2025 estimate.

   · Evidence informing base-year allocation inputs; displayed values and growth are calculated: EUR xx.xx of 2024 publisher revenue and weakening physical volumes constrain the European demand weight and forecast, not directly observed service shares. ([fep-fee.eu](https://www.fep-fee.eu/European-Book-Publishing-Statistics-2024))

   · Evidence informing forecast-year allocation inputs; displayed values and growth are calculated: EUR xx.xx of 2024 publisher revenue and weakening physical volumes constrain the European demand weight and forecast, not directly observed service shares. ([fep-fee.eu](https://www.fep-fee.eu/European-Book-Publishing-Statistics-2024))

3. The Global Publishing Industry in 2022

- Evidence informing the 2024 market-value input; displayed series and growth include calculations: Table xx.xx supplies country-level publishing revenues and identifies differences between retail-value, publisher-revenue, print-only and prior-year observations. Selected non-European country observations are adjusted for physical formats and period before estimating production spending.
- Evidence informing the 2025 market-value input; displayed series and growth include calculations: The selected country observations contribute to the demand pool underlying the 2025 working estimate. Nielsen retail datasets elsewhere in the publication are not used.
- Evidence informing base-year allocation inputs; displayed values and growth are calculated: Country revenue/format proxies constrain commissioning weights. ([wipo.int](https://www.wipo.int/edocs/pubdocs/en/wipo-pub-xx.xx-2023-xx.xx-en-the-global-publishing-industry-in-2022.pdf))
- Evidence informing forecast-year allocation inputs; displayed values and growth are calculated: Country revenue/format proxies constrain commissioning weights. ([wipo.int](https://www.wipo.int/edocs/pubdocs/en/wipo-pub-xx.xx-2023-xx.xx-en-the-global-publishing-industry-in-2022.pdf))
- Evidence informing base-year allocation inputs; displayed values and growth are calculated: Revenue and registration proxies constrain allocation. ([wipo.int](https://www.wipo.int/edocs/pubdocs/en/wipo-pub-xx.xx-2023-xx.xx-en-the-global-publishing-industry-in-2022.pdf))
- Evidence informing forecast-year allocation inputs; displayed values and growth are calculated: Revenue and registration proxies constrain allocation. ([wipo.int](https://www.wipo.int/edocs/pubdocs/en/wipo-pub-xx.xx-2023-xx.xx-en-the-global-publishing-industry-in-2022.pdf))
- Evidence informing base-year allocation inputs; displayed values and growth are calculated: Revenue, format and title proxies constrain allocation. ([wipo.int](https://www.wipo.int/edocs/pubdocs/en/wipo-pub-xx.xx-2023-xx.xx-en-the-global-publishing-industry-in-2022.pdf))
- Evidence informing forecast-year allocation inputs; displayed values and growth are calculated: Revenue, format and title proxies constrain allocation. ([wipo.int](https://www.wipo.int/edocs/pubdocs/en/wipo-pub-xx.xx-2023-xx.xx-en-the-global-publishing-industry-in-2022.pdf))
- Evidence informing base-year allocation inputs; displayed values and growth are calculated: Turkish revenue constrains regional commissioning scale. ([wipo.int](https://www.wipo.int/edocs/pubdocs/en/wipo-pub-xx.xx-2023-xx.xx-en-the-global-publishing-industry-in-2022.pdf))
- Evidence informing forecast-year allocation inputs; displayed values and growth are calculated: Turkish revenue constrains regional commissioning scale. ([wipo.int](https://www.wipo.int/edocs/pubdocs/en/wipo-pub-xx.xx-2023-xx.xx-en-the-global-publishing-industry-in-2022.pdf))
- Evidence informing base-year allocation inputs; displayed values and growth are calculated: Nigerian registration activity supplies a modeled-demand input. ([wipo.int](https://www.wipo.int/edocs/pubdocs/en/wipo-pub-xx.xx-2023-xx.xx-en-the-global-publishing-industry-in-2022.pdf))
- Evidence informing forecast-year allocation inputs; displayed values and growth are calculated: Nigerian registration activity supplies a modeled-demand input. ([wipo.int](https://www.wipo.int/edocs/pubdocs/en/wipo-pub-xx.xx-2023-xx.xx-en-the-global-publishing-industry-in-2022.pdf))
- Evidence informing base-year allocation inputs; displayed values and growth are calculated: Country revenue, format and registration proxies constrain allocation. ([wipo.int](https://www.wipo.int/edocs/pubdocs/en/wipo-pub-xx.xx-2023-xx.xx-en-the-global-publishing-industry-in-2022.pdf))
- Evidence informing forecast-year allocation inputs; displayed values and growth are calculated: Country revenue, format and registration proxies constrain allocation. ([wipo.int](https://www.wipo.int/edocs/pubdocs/en/wipo-pub-xx.xx-2023-xx.xx-en-the-global-publishing-industry-in-2022.pdf))

4. 2024 年新闻出版统计公报

   · Evidence informing the 2024 market-value input; displayed series and growth include calculations: For 2024, the official table reports xx.xx book copies or sheets and CNY xx.xx of book-publishing revenue. These constrain the demand bridge and historical contraction, rather than directly measuring printing-service sales.

   · Evidence informing the 2025 market-value input; displayed series and growth include calculations: The 2024 book-publishing observation supplies the Chinese demand primitive for the 2025 model.

   · Evidence informing base-year allocation inputs; displayed values and growth are calculated: 2024 book-publishing revenue of CNY xx.xx supplies the physical-demand proxy; reported output contraction qualifies growth assumptions. ([nppa.gov.cn](https://www.nppa.gov.cn/xxgk/fdzdgknr/tjxx/xx.xx/P020251218382424228218.pdf))

   · Evidence informing forecast-year allocation inputs; displayed values and growth are calculated: 2024 book-publishing revenue of CNY xx.xx supplies the physical-demand proxy; reported output contraction qualifies growth assumptions. ([nppa.gov.cn](https://www.nppa.gov.cn/xxgk/fdzdgknr/tjxx/xx.xx/P020251218382424228218.pdf))

   · Evidence informing base-year allocation inputs; displayed values and growth are calculated: The Chinese book-publishing observation is a major regional demand input, distinct from all printing and packaging industry revenue. ([nppa.gov.cn](https://www.nppa.gov.cn/xxgk/fdzdgknr/tjxx/xx.xx/P020251218382424228218.pdf))

   · Evidence informing forecast-year allocation inputs; displayed values and growth are calculated: The Chinese book-publishing observation is a major regional demand input, distinct from all printing and packaging industry revenue. ([nppa.gov.cn](https://www.nppa.gov.cn/xxgk/fdzdgknr/tjxx/xx.xx/P020251218382424228218.pdf))

5. Foreign Exchange Rates - G.5A Annual, January 5, 2026

   · Evidence informing the 2024 market-value input; displayed series and growth include calculations: The official 2024 annual-average conversion inputs are USD xx.xx per EUR, CNY xx.xx per USD and CAD xx.xx per USD.

   · Evidence informing the 2025 market-value input; displayed series and growth include calculations: The exchange-rate table establishes the conversion basis of the preceding-year demand inputs used in the 2025 estimate; subsequent effective-USD price assumptions are modeled separately.

6. Book publishing industry, 2024 - Statistics Canada

   · Evidence informing the 2024 market-value input; displayed series and growth include calculations: Canadian publishers reported CAD xx.xx of print sales outside the online category and CAD xx.xx of online print sales in 2024. Their sum, rather than total operating revenue, supplies the physical-book demand input.

   · Evidence informing the 2025 market-value input; displayed series and growth include calculations: Reported cost of goods sold of CAD xx.xx, up CAD xx.xx from 2022, supplies a cost-pressure cross-check, not a directly attributable printing-services total.

   · Evidence informing base-year allocation inputs; displayed values and growth are calculated: CAD xx.xx plus CAD xx.xx of print sales supplies a physical-book commissioning proxy; digital growth constrains the forecast mix. ([www150.statcan.gc.ca](https://www150.statcan.gc.ca/n1/daily-quotidien/xx.xx/dq260205b-eng.pdf))

   · Evidence informing forecast-year allocation inputs; displayed values and growth are calculated: CAD xx.xx plus CAD xx.xx of print sales supplies a physical-book commissioning proxy; digital growth constrains the forecast mix. ([www150.statcan.gc.ca](https://www150.statcan.gc.ca/n1/daily-quotidien/xx.xx/dq260205b-eng.pdf))

   · Evidence informing base-year allocation inputs; displayed values and growth are calculated: The Canadian physical-book input contributes to the North American demand index; it is publisher revenue, not service receipts. ([www150.statcan.gc.ca](https://www150.statcan.gc.ca/n1/daily-quotidien/xx.xx/dq260205b-eng.pdf))

   · Evidence informing forecast-year allocation inputs; displayed values and growth are calculated: The Canadian physical-book input contributes to the North American demand index; it is publisher revenue, not service receipts. ([www150.statcan.gc.ca](https://www150.statcan.gc.ca/n1/daily-quotidien/xx.xx/dq260205b-eng.pdf))

7. U.S. Census Bureau - Books Printing: Shipments, annual table
   - Evidence informing the 2017 market-value input; displayed series and growth include calculations: U.S. books-printing shipments were USD xx.xx in 2017; this is a national production anchor for the historical model.
   - Evidence informing the 2018 market-value input; displayed series and growth include calculations: U.S. books-printing shipments were USD xx.xx in 2018.
   - Evidence informing the 2019 market-value input; displayed series and growth include calculations: U.S. books-printing shipments were USD xx.xx in 2019.
   - Evidence informing the 2020 market-value input; displayed series and growth include calculations: U.S. books-printing shipments were USD xx.xx in 2020.
   - Evidence informing the 2021 market-value input; displayed series and growth include calculations: U.S. books-printing shipments were USD xx.xx in 2021.
   - Evidence informing the 2022 market-value input; displayed series and growth include calculations: U.S. books-printing shipments were USD xx.xx in 2022.
   - Evidence informing the 2024 market-value input; displayed series and growth include calculations: U.S. books-printing shipments were USD xx.xx in 2024. This national industrial measure is narrower than the composite global service boundary.
8. U.S. Census Bureau - Book Publishers, All Establishments: Revenue, annual table
   - Evidence informing the 2024 market-value input; displayed series and growth include calculations: The Census annual series reports USD xx.xx of U.S. book-publisher revenue for 2024. A modeled xx.xx% physical-book proportion excludes digital and other adjacent receipts.
   - Evidence informing the 2025 market-value input; displayed series and growth include calculations: The 2024 Census observation replaces an older survey-based U.S. revenue bridge in the demand pool underlying 2025.
   - Evidence informing base-year allocation inputs; displayed values and growth are calculated: The official Census revenue-series page defines the publisher-receipt measure underlying the retained U.S. input; the exact 2024 cell was not independently re-extracted. ([fred.stlouisfed.org](https://fred.stlouisfed.org/data/AIES51113RCT00US))
   - Evidence informing forecast-year allocation inputs; displayed values and growth are calculated: The official Census revenue-series page defines the publisher-receipt measure underlying the retained U.S. input; the exact 2024 cell was not independently re-extracted. ([fred.stlouisfed.org](https://fred.stlouisfed.org/data/AIES51113RCT00US))
9. Scholastic Corporation - Form 10-K for the year ended May 31, 2025
   - Evidence informing the 2024 market-value input; displayed series and growth include calculations: Scholastic's fiscal 2024 product, service, production and inventory-reserve costs were xx.xx% of revenue; postage, freight, shipping, fulfillment and other costs were xx.xx%. These broad categories constrain, but do not directly establish, eligible outsourced-service spending.
   - Evidence informing the 2025 market-value input; displayed series and growth include calculations: The corresponding fiscal 2025 proportions were xx.xx% and xx.xx%. Royalties and prepublication amortization are separately disclosed, allowing their exclusion from the service-market bridge.

10. CEWE achieves all targets in 2025 and aims to further increase revenue and earnings in 2026

- Evidence informing the 2025 market-value input; displayed series and growth include calculations: CEWE reported xx.xx CEWE PHOTOBOOK copies in 2025 versus xx.xx in 2024, supporting a positive specialty-book volume assumption without establishing global adoption.
- Evidence informing the 2026 market-value input; displayed series and growth include calculations: Observed 2025 photobook growth informs the specialty-demand assumption for 2026; the market value remains modeled.
- Evidence informing the 2032 market-value input; displayed series and growth include calculations: The observed specialty-book activity is a starting condition for the forecast, not independent proof of continued growth through 2032.
- Evidence informing the 2040 market-value input; displayed series and growth include calculations: The forecast explicitly slows specialty-demand growth after 2032; this source supplies the initial commercial observation, not the long-term growth rate.
- Evidence informing base-year allocation inputs; displayed values and growth are calculated: Company photobook activity constrains the materiality of specialty commissions; it does not establish the modeled European specialty multiplier or continued growth through 2032. ([ir.cewe.de](https://ir.cewe.de/en/news/cewe-achieves-all-targets-in-2025-and-aims-to-further-increase-revenue-and-earnings-in/70292c17-c943-xx.xx-bd11-4323b6ce54d8))
- Evidence informing forecast-year allocation inputs; displayed values and growth are calculated: Company photobook activity constrains the materiality of specialty commissions; it does not establish the modeled European specialty multiplier or continued growth through 2032. ([ir.cewe.de](https://ir.cewe.de/en/news/cewe-achieves-all-targets-in-2025-and-aims-to-further-increase-revenue-and-earnings-in/70292c17-c943-xx.xx-bd11-4323b6ce54d8))

11. Paperback Printing Cost - Kindle Direct Publishing

- Evidence informing the 2025 market-value input; displayed series and growth include calculations: The inspected U.S. paperback schedule charges USD xx.xx plus USD xx.xx per page for the specified regular-trim black-ink category. It provides a contemporary commercial price comparison for the assumed USD xx.xx self-publishing production receipt, not an observed historical price or volume.
- Evidence informing the 2026 market-value input; displayed series and growth include calculations: The schedule distinguishes printing charges from royalties and retail list prices, supporting the production-receipt boundary used in the estimate.

12. European Book Publishing Statistics 2017

- Evidence informing the 2017 market-value input; displayed series and growth include calculations: The association's primary survey reports approximately EUR xx.xx of European net publisher revenue for 2017, constraining the pre-pandemic demand level.

13. European Book Publishing Statistics 2019

- Evidence informing the 2018 market-value input; displayed series and growth include calculations: The association reports approximately EUR xx.xx of publisher revenue for 2018.
- Evidence informing the 2019 market-value input; displayed series and growth include calculations: The association reports approximately EUR xx.xx for 2019 and identifies a questionnaire change that limits exact comparability with earlier observations.

14. 2021 年新闻出版产业分析报告

- Evidence informing the 2020 market-value input; displayed series and growth include calculations: The official report's 2021 comparison identifies a substantial rebound from 2020, constraining the pandemic-recovery bridge.
- Evidence informing the 2021 market-value input; displayed series and growth include calculations: China reported xx.xx book copies or sheets in 2021, up xx.xx%; the report also distinguishes textbook output and reprints.

15. European Book Publishing Statistics 2023

- Evidence informing the 2022 market-value input; displayed series and growth include calculations: European net publisher revenue was approximately EUR xx.xx in 2022; the association describes paper-cost pressure and price-led growth.

16. Foreign Exchange Rates - G.5A Annual, January 5, 2026
    - Evidence informing base-year allocation inputs; displayed values and growth are calculated: Official annual-average exchange-rate methodology supports the frozen common-USD conversion convention; it does not measure service demand. ([federalreserve.gov](https://www.federalreserve.gov/releases/g5a/xx.xx/))
    - Evidence informing forecast-year allocation inputs; displayed values and growth are calculated: Official annual-average exchange-rate methodology supports the frozen common-USD conversion convention; it does not measure service demand. ([federalreserve.gov](https://www.federalreserve.gov/releases/g5a/xx.xx/))
    - Evidence informing base-year allocation inputs; displayed values and growth are calculated: The annual currency-conversion convention prevents mixing local-currency demand inputs with USD allocation weights. ([federalreserve.gov](https://www.federalreserve.gov/releases/g5a/xx.xx/))
    - Evidence informing forecast-year allocation inputs; displayed values and growth are calculated: The annual currency-conversion convention prevents mixing local-currency demand inputs with USD allocation weights. ([federalreserve.gov](https://www.federalreserve.gov/releases/g5a/xx.xx/))
17. GCC Statistical Center - Education Statistics 2024 announcement, March 23, 2026
    - Evidence informing base-year allocation inputs; displayed values and growth are calculated: Approximately xx.xx general-school pupils constrain the regional educational customer pool; national apportionment and monetization are assumed. ([gccstat.org](https://www.gccstat.org/news/xx.xx))
    - Evidence informing forecast-year allocation inputs; displayed values and growth are calculated: Approximately xx.xx general-school pupils constrain the regional educational customer pool; national apportionment and monetization are assumed. ([gccstat.org](https://www.gccstat.org/news/xx.xx))
18. South African Book Publishing Industry Survey 2023-2024
    - Evidence informing base-year allocation inputs; displayed values and growth are calculated: The transparent national publisher survey supplies a regional commercial comparator, not an observed African printing-service total. ([publishsa.co.za](https://publishsa.co.za/wp-content/uploads/2025/xx.xx/South-African-Book-Publishing-Industry-Survey-2023-2024.pdf))
    - Evidence informing forecast-year allocation inputs; displayed values and growth are calculated: The transparent national publisher survey supplies a regional commercial comparator, not an observed African printing-service total. ([publishsa.co.za](https://publishsa.co.za/wp-content/uploads/2025/xx.xx/South-African-Book-Publishing-Industry-Survey-2023-2024.pdf))
19. Ministry of Education - Press conference release, December 17, 2024
    - Evidence informing base-year allocation inputs; displayed values and growth are calculated: The announced increase in annual NCERT textbook printing from xx.xx to xx.xx supports an educational-demand mechanism, not realized supplier receipts or the modeled forecast share. ([education.gov.in](https://www.education.gov.in/sites/upload_files/mhrd/files/PIB%20releae%20of%20the%20Press%20Conference%20held%20today.pdf))
    - Evidence informing forecast-year allocation inputs; displayed values and growth are calculated: The announced increase in annual NCERT textbook printing from xx.xx to xx.xx supports an educational-demand mechanism, not realized supplier receipts or the modeled forecast share. ([education.gov.in](https://www.education.gov.in/sites/upload_files/mhrd/files/PIB%20releae%20of%20the%20Press%20Conference%20held%20today.pdf))
20. Global Connect - Ingram Content Group
    - Evidence informing base-year allocation inputs; displayed values and growth are calculated: Agreement-dependent network access does not quantify Brazilian commissions or guarantee institutional awards. ([resources.ingramcontent.com](https://resources.ingramcontent.com/publishers/global-connect))
    - Evidence informing forecast-year allocation inputs; displayed values and growth are calculated: Agreement-dependent network access does not quantify Brazilian commissions or guarantee institutional awards. ([resources.ingramcontent.com](https://resources.ingramcontent.com/publishers/global-connect))

21. Paperback and Hardcover Distribution Rights - Kindle Direct Publishing
    - Evidence informing base-year allocation inputs; displayed values and growth are calculated: The marketplace-specific physical-book distribution restriction is not evidence of zero Mexican printing and packaging demand. ([kdp.amazon.com](https://kdp.amazon.com/en_US/help/topic/G201834280))
    - Evidence informing forecast-year allocation inputs; displayed values and growth are calculated: The marketplace-specific physical-book distribution restriction is not evidence of zero Mexican printing and packaging demand. ([kdp.amazon.com](https://kdp.amazon.com/en_US/help/topic/G201834280))

10.2. Digital Printing

Table 103. Global Book Printing & Packaging Services Market, by Digital Printing growth contribution, 2025-2032

Category	2025 value (USD Million)	2032 value (USD Million)	Added value (USD Million)	2025 share (%)	2032 share (%)	Change (pp)	Growth share (%)	CAGR (%)
Electrophotographic Printing	xx.xx	xx.xx	xx.xx	xx.xx	xx.xx	xx.xx	xx.xx	xx.xx
Inkjet Printing	xx.xx	xx.xx	xx.xx	xx.xx	xx.xx	xx.xx	xx.xx	xx.xx
Thermal Printing	xx.xx	xx.xx	xx.xx	xx.xx	xx.xx	xx.xx	xx.xx	xx.xx
Scope total	**xx.xx**	**xx.xx**	**xx.xx**	**xx.xx**	**xx.xx**	**xx.xx**	**xx.xx**	**xx.xx**

Table 104. Global Book Printing & Packaging Services Market Size, by Digital Printing, by Region, 2017-2040 (USD Million)

Region	2017	2024	2025	2026	2027	2032	2040	CAGR (%)
Africa	xx.xx	xx.xx	xx.xx	xx.xx	xx.xx	xx.xx	xx.xx	xx.xx
Asia-Pacific	xx.xx	xx.xx	xx.xx	xx.xx	xx.xx	xx.xx	xx.xx	xx.xx
Europe	xx.xx	xx.xx	xx.xx	xx.xx	xx.xx	xx.xx	xx.xx	xx.xx
Latin America	xx.xx	xx.xx	xx.xx	xx.xx	xx.xx	xx.xx	xx.xx	xx.xx
Middle East	xx.xx	xx.xx	xx.xx	xx.xx	xx.xx	xx.xx	xx.xx	xx.xx
North America	xx.xx	xx.xx	xx.xx	xx.xx	xx.xx	xx.xx	xx.xx	xx.xx
Total	**xx.xx**	**xx.xx**	**xx.xx**	**xx.xx**	**xx.xx**	**xx.xx**	**xx.xx**	**xx.xx**

Table 105. Global Book Printing & Packaging Services Market Size, by Digital Printing, by Group, 2017-2040 (USD Million)

Group	2017	2024	2025	2026	2027	2032	2040	CAGR (%)
ASEAN	xx.xx	xx.xx	xx.xx	xx.xx	xx.xx	xx.xx	xx.xx	xx.xx
BRICS	xx.xx	xx.xx	xx.xx	xx.xx	xx.xx	xx.xx	xx.xx	xx.xx
European Union	xx.xx	xx.xx	xx.xx	xx.xx	xx.xx	xx.xx	xx.xx	xx.xx
G7	xx.xx	xx.xx	xx.xx	xx.xx	xx.xx	xx.xx	xx.xx	xx.xx
GCC	xx.xx	xx.xx	xx.xx	xx.xx	xx.xx	xx.xx	xx.xx	xx.xx
NATO	xx.xx	xx.xx	xx.xx	xx.xx	xx.xx	xx.xx	xx.xx	xx.xx

Table 106. Global Book Printing & Packaging Services Market Size, by Digital Printing, by Country, 2017-2040 (USD Million)

Country	2017	2024	2025	2026	2027	2032	2040	CAGR (%)
Australia	xx.xx	xx.xx	xx.xx	xx.xx	xx.xx	xx.xx	xx.xx	xx.xx
Brazil	xx.xx	xx.xx	xx.xx	xx.xx	xx.xx	xx.xx	xx.xx	xx.xx
Canada	xx.xx	xx.xx	xx.xx	xx.xx	xx.xx	xx.xx	xx.xx	xx.xx
China	xx.xx	xx.xx	xx.xx	xx.xx	xx.xx	xx.xx	xx.xx	xx.xx
France	xx.xx	xx.xx	xx.xx	xx.xx	xx.xx	xx.xx	xx.xx	xx.xx
Germany	xx.xx	xx.xx	xx.xx	xx.xx	xx.xx	xx.xx	xx.xx	xx.xx
India	xx.xx	xx.xx	xx.xx	xx.xx	xx.xx	xx.xx	xx.xx	xx.xx
Italy	xx.xx	xx.xx	xx.xx	xx.xx	xx.xx	xx.xx	xx.xx	xx.xx
Japan	xx.xx	xx.xx	xx.xx	xx.xx	xx.xx	xx.xx	xx.xx	xx.xx
Mexico	xx.xx	xx.xx	xx.xx	xx.xx	xx.xx	xx.xx	xx.xx	xx.xx
Russia	xx.xx	xx.xx	xx.xx	xx.xx	xx.xx	xx.xx	xx.xx	xx.xx
South Korea	xx.xx	xx.xx	xx.xx	xx.xx	xx.xx	xx.xx	xx.xx	xx.xx
Spain	xx.xx	xx.xx	xx.xx	xx.xx	xx.xx	xx.xx	xx.xx	xx.xx
United Kingdom	xx.xx	xx.xx	xx.xx	xx.xx	xx.xx	xx.xx	xx.xx	xx.xx
United States	xx.xx	xx.xx	xx.xx	xx.xx	xx.xx	xx.xx	xx.xx	xx.xx
Others	xx.xx	xx.xx	xx.xx	xx.xx	xx.xx	xx.xx	xx.xx	xx.xx
Total	**xx.xx**	**xx.xx**	**xx.xx**	**xx.xx**	**xx.xx**	**xx.xx**	**xx.xx**	**xx.xx**

Sources & Evidence

1. U.S. Government Publishing Office - Digital Printing

   · Taxonomy evidence: Digital production is explicitly recognized as an alternative under the same output-quality requirement.
   ([gpo.gov](https://www.gpo.gov/docs/default-source/guides-and-instructions/pdf/digital-printing-flyer.pdf))

   · Evidence informing base-year allocation inputs; displayed values and growth are calculated: The purchasing guidance supports conditional digital substitution, not unrestricted interchangeability or an observed forecast allocation.

   · Evidence informing forecast-year allocation inputs; displayed values and growth are calculated: The purchasing guidance supports conditional digital substitution, not unrestricted interchangeability or an observed forecast allocation.

2. ISO/TC 130 - Guidelines for Using Print Production Standards, Version 1.0, 2019

   · Taxonomy evidence: Digital printing is not restricted to a particular product use case.
   ([committee.iso.org](https://committee.iso.org/files/live/sites/tc130/files/Resources/Guidelines%20for%20using%20print%20production%20standards%20v1.xx.xx%xx.xx.pdf))

3. European Book Publishing Statistics 2024

   · Evidence informing the 2024 market-value input; displayed series and growth include calculations: European publishers reported approximately EUR xx.xx of net book-sales revenue in 2024. The disclosed ebook and audiobook proportions inform the modeled xx.xx% physical-book revenue proportion; publisher revenue is an input, not printing-service revenue.

   · Evidence informing the 2025 market-value input; displayed series and growth include calculations: The 2024 publisher-revenue and format observations provide the European demand input carried into the 2025 estimate.

   · Evidence informing base-year allocation inputs; displayed values and growth are calculated: EUR xx.xx of 2024 publisher revenue and weakening physical volumes constrain the European demand weight and forecast, not directly observed service shares.
   ([fep-fee.eu](https://www.fep-fee.eu/European-Book-Publishing-Statistics-2024))

   · Evidence informing forecast-year allocation inputs; displayed values and growth are calculated: EUR xx.xx of 2024 publisher revenue and weakening physical volumes constrain the European demand weight and forecast, not directly observed service shares.
   ([fep-fee.eu](https://www.fep-fee.eu/European-Book-Publishing-Statistics-2024))

4. The Global Publishing Industry in 2022

- Evidence informing the 2024 market-value input; displayed series and growth include calculations: Table xx.xx supplies country-level publishing revenues and identifies differences between retail-value, publisher-revenue, print-only and prior-year observations. Selected non-European country observations are adjusted for physical formats and period before estimating production spending.
- Evidence informing the 2025 market-value input; displayed series and growth include calculations: The selected country observations contribute to the demand pool underlying the 2025 working estimate. Nielsen retail datasets elsewhere in the publication are not used.
- Evidence informing base-year allocation inputs; displayed values and growth are calculated: Country revenue/format proxies constrain commissioning weights. ([wipo.int](https://www.wipo.int/edocs/pubdocs/en/wipo-pub-xx.xx-2023-xx.xx-en-the-global-publishing-industry-in-2022.pdf))
- Evidence informing forecast-year allocation inputs; displayed values and growth are calculated: Country revenue/format proxies constrain commissioning weights. ([wipo.int](https://www.wipo.int/edocs/pubdocs/en/wipo-pub-xx.xx-2023-xx.xx-en-the-global-publishing-industry-in-2022.pdf))
- Evidence informing base-year allocation inputs; displayed values and growth are calculated: Revenue and registration proxies constrain allocation. ([wipo.int](https://www.wipo.int/edocs/pubdocs/en/wipo-pub-xx.xx-2023-xx.xx-en-the-global-publishing-industry-in-2022.pdf))
- Evidence informing forecast-year allocation inputs; displayed values and growth are calculated: Revenue and registration proxies constrain allocation. ([wipo.int](https://www.wipo.int/edocs/pubdocs/en/wipo-pub-xx.xx-2023-xx.xx-en-the-global-publishing-industry-in-2022.pdf))
- Evidence informing base-year allocation inputs; displayed values and growth are calculated: Revenue, format and title proxies constrain allocation. ([wipo.int](https://www.wipo.int/edocs/pubdocs/en/wipo-pub-xx.xx-2023-xx.xx-en-the-global-publishing-industry-in-2022.pdf))
- Evidence informing forecast-year allocation inputs; displayed values and growth are calculated: Revenue, format and title proxies constrain allocation. ([wipo.int](https://www.wipo.int/edocs/pubdocs/en/wipo-pub-xx.xx-2023-xx.xx-en-the-global-publishing-industry-in-2022.pdf))
- Evidence informing base-year allocation inputs; displayed values and growth are calculated: Turkish revenue constrains regional commissioning scale. ([wipo.int](https://www.wipo.int/edocs/pubdocs/en/wipo-pub-xx.xx-2023-xx.xx-en-the-global-publishing-industry-in-2022.pdf))
- Evidence informing forecast-year allocation inputs; displayed values and growth are calculated: Turkish revenue constrains regional commissioning scale. ([wipo.int](https://www.wipo.int/edocs/pubdocs/en/wipo-pub-xx.xx-2023-xx.xx-en-the-global-publishing-industry-in-2022.pdf))
- Evidence informing base-year allocation inputs; displayed values and growth are calculated: Nigerian registration activity supplies a modeled-demand input. ([wipo.int](https://www.wipo.int/edocs/pubdocs/en/wipo-pub-xx.xx-2023-xx.xx-en-the-global-publishing-industry-in-2022.pdf))
- Evidence informing forecast-year allocation inputs; displayed values and growth are calculated: Nigerian registration activity supplies a modeled-demand input. ([wipo.int](https://www.wipo.int/edocs/pubdocs/en/wipo-pub-xx.xx-2023-xx.xx-en-the-global-publishing-industry-in-2022.pdf))
- Evidence informing base-year allocation inputs; displayed values and growth are calculated: Country revenue, format and registration proxies constrain allocation. ([wipo.int](https://www.wipo.int/edocs/pubdocs/en/wipo-pub-xx.xx-2023-xx.xx-en-the-global-publishing-industry-in-2022.pdf))
- Evidence informing forecast-year allocation inputs; displayed values and growth are calculated: Country revenue, format and registration proxies constrain allocation. ([wipo.int](https://www.wipo.int/edocs/pubdocs/en/wipo-pub-xx.xx-2023-xx.xx-en-the-global-publishing-industry-in-2022.pdf))

5. 2024 年新闻出版统计公报

· Evidence informing the 2024 market-value input; displayed series and growth include calculations: For 2024, the official table reports xx.xx book copies or sheets and CNY xx.xx of book-publishing revenue. These constrain the demand bridge and historical contraction, rather than directly measuring printing-service sales.

· Evidence informing the 2025 market-value input; displayed series and growth include calculations: The 2024 book-publishing observation supplies the Chinese demand primitive for the 2025 model.

· Evidence informing base-year allocation inputs; displayed values and growth are calculated: 2024 book-publishing revenue of CNY xx.xx supplies the physical-demand proxy; reported output contraction qualifies growth assumptions. ([nppa.gov.cn](https://www.nppa.gov.cn/xxgk/fdzdgknr/tjxx/xx.xx/P020251218382424228218.pdf))

· Evidence informing forecast-year allocation inputs; displayed values and growth are calculated: 2024 book-publishing revenue of CNY xx.xx supplies the physical-demand proxy; reported output contraction qualifies growth assumptions. ([nppa.gov.cn](https://www.nppa.gov.cn/xxgk/fdzdgknr/tjxx/xx.xx/P020251218382424228218.pdf))

· Evidence informing base-year allocation inputs; displayed values and growth are calculated: The Chinese book-publishing observation is a major regional demand input, distinct from all printing and packaging industry revenue. ([nppa.gov.cn](https://www.nppa.gov.cn/xxgk/fdzdgknr/tjxx/xx.xx/P020251218382424228218.pdf))

· Evidence informing forecast-year allocation inputs; displayed values and growth are calculated: The Chinese book-publishing observation is a major regional demand input, distinct from all printing and packaging industry revenue. ([nppa.gov.cn](https://www.nppa.gov.cn/xxgk/fdzdgknr/tjxx/xx.xx/P020251218382424228218.pdf))

6. Foreign Exchange Rates - G.5A Annual, January 5, 2026

· Evidence informing the 2024 market-value input; displayed series and growth include calculations: The official 2024 annual-average conversion inputs are USD xx.xx per EUR, CNY xx.xx per USD and CAD xx.xx per USD.

· Evidence informing the 2025 market-value input; displayed series and growth include calculations: The exchange-rate table establishes the conversion basis of the preceding-year demand inputs used in the 2025 estimate; subsequent effective-USD price assumptions are modeled separately.

7. Book publishing industry, 2024 - Statistics Canada

· Evidence informing the 2024 market-value input; displayed series and growth include calculations: Canadian publishers reported CAD xx.xx of print sales outside the online category and CAD xx.xx of online print sales in 2024. Their sum, rather than total operating revenue, supplies the physical-book demand input.

· Evidence informing the 2025 market-value input; displayed series and growth include calculations: Reported cost of goods sold of CAD xx.xx, up CAD xx.xx from 2022, supplies a cost-pressure cross-check, not a directly attributable printing-services total.

· Evidence informing base-year allocation inputs; displayed values and growth are calculated: CAD xx.xx plus CAD xx.xx of print sales supplies a physical-book commissioning proxy; digital growth constrains the forecast mix. ([www150.statcan.gc.ca](https://www150.statcan.gc.ca/n1/daily-quotidien/xx.xx/dq260205b-eng.pdf))

· Evidence informing forecast-year allocation inputs; displayed values and growth are calculated: CAD xx.xx plus CAD xx.xx of print sales supplies a physical-book commissioning proxy; digital growth constrains the forecast mix. ([www150.statcan.gc.ca](https://www150.statcan.gc.ca/n1/daily-quotidien/xx.xx/dq260205b-eng.pdf))

· Evidence informing base-year allocation inputs; displayed values and growth are calculated: The Canadian physical-book input contributes to the North American demand index; it is publisher revenue, not service receipts. ([www150.statcan.gc.ca](https://www150.statcan.gc.ca/n1/daily-quotidien/xx.xx/dq260205b-eng.pdf))

· Evidence informing forecast-year allocation inputs; displayed values and growth are calculated: The Canadian physical-book input contributes to the North American demand index; it is publisher revenue, not service receipts. ([www150.statcan.gc.ca](https://www150.statcan.gc.ca/n1/daily-quotidien/xx.xx/dq260205b-eng.pdf))

8. U.S. Census Bureau - Books Printing: Shipments, annual table
   - Evidence informing the 2017 market-value input; displayed series and growth include calculations: U.S. books-printing shipments were USD xx.xx in 2017; this is a national production anchor for the historical model.
   - Evidence informing the 2018 market-value input; displayed series and growth include calculations: U.S. books-printing shipments were USD xx.xx in 2018.
   - Evidence informing the 2019 market-value input; displayed series and growth include calculations: U.S. books-printing shipments were USD xx.xx in 2019.
   - Evidence informing the 2020 market-value input; displayed series and growth include calculations: U.S. books-printing shipments were USD xx.xx in 2020.
   - Evidence informing the 2021 market-value input; displayed series and growth include calculations: U.S. books-printing shipments were USD xx.xx in 2021.
   - Evidence informing the 2022 market-value input; displayed series and growth include calculations: U.S. books-printing shipments were USD xx.xx in 2022.
   - Evidence informing the 2024 market-value input; displayed series and growth include calculations: U.S. books-printing shipments were USD xx.xx in 2024. This national industrial measure is narrower than the composite global service boundary.
9. U.S. Census Bureau - Book Publishers, All Establishments: Revenue, annual table
   - Evidence informing the 2024 market-value input; displayed series and growth include calculations: The Census annual series reports USD xx.xx of U.S. book-publisher revenue for 2024. A modeled xx.xx% physical-book proportion excludes digital and other adjacent receipts.
   - Evidence informing the 2025 market-value input; displayed series and growth include calculations: The 2024 Census observation replaces an older survey-based U.S. revenue bridge in the demand pool underlying 2025.
   - Evidence informing base-year allocation inputs; displayed values and growth are calculated: The official Census revenue-series page defines the publisher-receipt measure underlying the retained U.S. input; the exact 2024 cell was not independently re-extracted. ([fred.stlouisfed.org](https://fred.stlouisfed.org/data/AIES51113RCT00US))
   - Evidence informing forecast-year allocation inputs; displayed values and growth are calculated: The official Census revenue-series page defines the publisher-receipt measure underlying the retained U.S. input; the exact 2024 cell was not independently re-extracted. ([fred.stlouisfed.org](https://fred.stlouisfed.org/data/AIES51113RCT00US))
10. Scholastic Corporation - Form 10-K for the year ended May 31, 2025
    - Evidence informing the 2024 market-value input; displayed series and growth include calculations: Scholastic's fiscal 2024 product, service, production and inventory-reserve costs were xx.xx% of revenue; postage, freight, shipping, fulfillment and other costs were xx.xx%. These broad categories constrain, but do not directly establish, eligible outsourced-service spending.
    - Evidence informing the 2025 market-value input; displayed series and growth include calculations: The corresponding fiscal 2025 proportions were xx.xx% and xx.xx%. Royalties and prepublication amortization are separately disclosed, allowing their exclusion from the service-market bridge.

11. CEWE achieves all targets in 2025 and aims to further increase revenue and earnings in 2026
    - Evidence informing the 2025 market-value input; displayed series and growth include calculations: CEWE reported xx.xx CEWE PHOTOBOOK copies in 2025 versus xx.xx in 2024, supporting a positive specialty-book volume assumption without establishing global adoption.
    - Evidence informing the 2026 market-value input; displayed series and growth include calculations: Observed 2025 photobook growth informs the specialty-demand assumption for 2026; the market value remains modeled.
    - Evidence informing the 2032 market-value input; displayed series and growth include calculations: The observed specialty-book activity is a starting condition for the forecast, not independent proof of continued growth through 2032.
    - Evidence informing the 2040 market-value input; displayed series and growth include calculations: The forecast explicitly slows specialty-demand growth after 2032; this source supplies the initial commercial observation, not the long-term growth rate.
    - Evidence informing base-year allocation inputs; displayed values and growth are calculated: Company photobook activity constrains the materiality of specialty commissions; it does not establish the modeled European specialty multiplier or continued growth through 2032. ([ir.cewe.de](https://ir.cewe.de/en/news/cewe-achieves-all-targets-in-2025-and-aims-to-further-increase-revenue-and-earnings-in/70292c17-c943-xx.xx-bd11-4323b6ce54d8))
    - Evidence informing forecast-year allocation inputs; displayed values and growth are calculated: Company photobook activity constrains the materiality of specialty commissions; it does not establish the modeled European specialty multiplier or continued growth through 2032. ([ir.cewe.de](https://ir.cewe.de/en/news/cewe-achieves-all-targets-in-2025-and-aims-to-further-increase-revenue-and-earnings-in/70292c17-c943-xx.xx-bd11-4323b6ce54d8))
    - Evidence informing base-year allocation inputs; displayed values and growth are calculated: Reports xx.xx CEWE PHOTOBOOK units in 2025 versus xx.xx in 2024, constraining the specialty-book demand budget without establishing a global process split.
    - Evidence informing forecast-year allocation inputs; displayed values and growth are calculated: Reports xx.xx CEWE PHOTOBOOK units in 2025 versus xx.xx in 2024, constraining the specialty-book demand budget without establishing a global process split.
    - Evidence informing base-year allocation inputs; displayed values and growth are calculated: Observed photobook activity supports the common photographic-demand input; electrophotographic attribution remains an explicit assumption.
    - Evidence informing forecast-year allocation inputs; displayed values and growth are calculated: Observed photobook activity supports the common photographic-demand input; electrophotographic attribution remains an explicit assumption.
12. Paperback Printing Cost - Kindle Direct Publishing
    - Evidence informing the 2025 market-value input; displayed series and growth include calculations: The inspected U.S. paperback schedule charges USD xx.xx plus USD xx.xx per page for the specified regular-trim black-ink category. It provides a contemporary commercial price comparison for the assumed USD xx.xx self-publishing production receipt, not an observed historical price or volume.
    - Evidence informing the 2026 market-value input; displayed series and growth include calculations: The schedule distinguishes printing charges from royalties and retail list prices, supporting the production-receipt boundary used in the estimate.
13. European Book Publishing Statistics 2017
    - Evidence informing the 2017 market-value input; displayed series and growth include calculations: The association's primary survey reports approximately EUR xx.xx of European net publisher revenue for 2017, constraining the pre-pandemic demand level.
14. European Book Publishing Statistics 2019
    - Evidence informing the 2018 market-value input; displayed series and growth include calculations: The association reports approximately EUR xx.xx of publisher revenue for 2018.
    - Evidence informing the 2019 market-value input; displayed series and growth include calculations: The association reports approximately EUR xx.xx for 2019 and identifies a questionnaire change that limits exact comparability with earlier observations.

15. 2021 年新闻出版产业分析报告

- Evidence informing the 2020 market-value input; displayed series and growth include calculations: The official report's 2021 comparison identifies a substantial rebound from 2020, constraining the pandemic-recovery bridge.
- Evidence informing the 2021 market-value input; displayed series and growth include calculations: China reported xx.xx book copies or sheets in 2021, up xx.xx%; the report also distinguishes textbook output and reprints.

16. European Book Publishing Statistics 2023

- Evidence informing the 2022 market-value input; displayed series and growth include calculations: European net publisher revenue was approximately EUR xx.xx in 2022; the association describes paper-cost pressure and price-led growth.

17. Foreign Exchange Rates - G.5A Annual, January 5, 2026

- Evidence informing base-year allocation inputs; displayed values and growth are calculated: Official annual-average exchange-rate methodology supports the frozen common-USD conversion convention; it does not measure service demand. ([federalreserve.gov](https://www.federalreserve.gov/releases/g5a/xx.xx/))
- Evidence informing forecast-year allocation inputs; displayed values and growth are calculated: Official annual-average exchange-rate methodology supports the frozen common-USD conversion convention; it does not measure service demand. ([federalreserve.gov](https://www.federalreserve.gov/releases/g5a/xx.xx/))
- Evidence informing base-year allocation inputs; displayed values and growth are calculated: The annual currency-conversion convention prevents mixing local-currency demand inputs with USD allocation weights. ([federalreserve.gov](https://www.federalreserve.gov/releases/g5a/xx.xx/))
- Evidence informing forecast-year allocation inputs; displayed values and growth are calculated: The annual currency-conversion convention prevents mixing local-currency demand inputs with USD allocation weights. ([federalreserve.gov](https://www.federalreserve.gov/releases/g5a/xx.xx/))

18. GCC Statistical Center - Education Statistics 2024 announcement, March 23, 2026

- Evidence informing base-year allocation inputs; displayed values and growth are calculated: Approximately xx.xx general-school pupils constrain the regional educational customer pool; national apportionment and monetization are assumed. ([gccstat.org](https://www.gccstat.org/news/xx.xx))
- Evidence informing forecast-year allocation inputs; displayed values and growth are calculated: Approximately xx.xx general-school pupils constrain the regional educational customer pool; national apportionment and monetization are assumed. ([gccstat.org](https://www.gccstat.org/news/xx.xx))

19. South African Book Publishing Industry Survey 2023-2024

- Evidence informing base-year allocation inputs; displayed values and growth are calculated: The transparent national publisher survey supplies a regional commercial comparator, not an observed African printing-service total. ([publishsa.co.za](https://publishsa.co.za/wp-content/uploads/2025/xx.xx/South-African-Book-Publishing-Industry-Survey-2023-2024.pdf))
- Evidence informing forecast-year allocation inputs; displayed values and growth are calculated: The transparent national publisher survey supplies a regional commercial comparator, not an observed African printing-service total. ([publishsa.co.za](https://publishsa.co.za/wp-content/uploads/2025/xx.xx/South-African-Book-Publishing-Industry-Survey-2023-2024.pdf))

20. Ministry of Education - Press conference release, December 17, 2024

- Evidence informing base-year allocation inputs; displayed values and growth are calculated: The announced increase in annual NCERT textbook printing from xx.xx to xx.xx supports an educational-demand mechanism, not realized supplier receipts or the modeled forecast share. ([education.gov.in](https://www.education.gov.in/sites/upload_files/mhrd/files/PIB%20releae%20of%20the%20Press%20Conference%20held%20today.pdf))
- Evidence informing forecast-year allocation inputs; displayed values and growth are calculated: The announced increase in annual NCERT textbook printing from xx.xx to xx.xx supports an educational-demand mechanism, not realized supplier receipts or the modeled forecast share. ([education.gov.in](https://www.education.gov.in/sites/upload_files/mhrd/files/PIB%20releae%20of%20the%20Press%20Conference%20held%20today.pdf))

21. Global Connect - Ingram Content Group
    - Evidence informing base-year allocation inputs; displayed values and growth are calculated: Agreement-dependent network access does not quantify Brazilian commissions or guarantee institutional awards. ([resources.ingramcontent.com](https://resources.ingramcontent.com/publishers/global-connect))
    - Evidence informing forecast-year allocation inputs; displayed values and growth are calculated: Agreement-dependent network access does not quantify Brazilian commissions or guarantee institutional awards. ([resources.ingramcontent.com](https://resources.ingramcontent.com/publishers/global-connect))
22. Paperback and Hardcover Distribution Rights - Kindle Direct Publishing
    - Evidence informing base-year allocation inputs; displayed values and growth are calculated: The marketplace-specific physical-book distribution restriction is not evidence of zero Mexican printing and packaging demand. ([kdp.amazon.com](https://kdp.amazon.com/en_US/help/topic/G201834280))
    - Evidence informing forecast-year allocation inputs; displayed values and growth are calculated: The marketplace-specific physical-book distribution restriction is not evidence of zero Mexican printing and packaging demand. ([kdp.amazon.com](https://kdp.amazon.com/en_US/help/topic/G201834280))
23. Clays demonstrate dedication to digital investment
    - Evidence informing base-year allocation inputs; displayed values and growth are calculated: Reports xx.xx books annually and xx.xx books of digital capacity in an older investment statement; this constrains scale but is not a 2025 realized output mix.
    - Evidence informing forecast-year allocation inputs; displayed values and growth are calculated: Reports xx.xx books annually and xx.xx books of digital capacity in an older investment statement; this constrains scale but is not a 2025 realized output mix.
    - Evidence informing base-year allocation inputs; displayed values and growth are calculated: The company's inkjet investment supports an existing book-production application and a conditional adoption premise, not a quantified global forecast.
    - Evidence informing forecast-year allocation inputs; displayed values and growth are calculated: The company's inkjet investment supports an existing book-production application and a conditional adoption premise, not a quantified global forecast.
24. Kodak Moments Kiosk - Kodak Alaris
    - Evidence informing base-year allocation inputs; displayed values and growth are calculated: Advertises book-capable retail kiosk equipment and a photographic-printing portfolio. Used only as a commercial-route premise for the thermal working estimate, not as evidence of thermal book-service sales, utilization or the final share.
    - Evidence informing forecast-year allocation inputs; displayed values and growth are calculated: Advertises book-capable retail kiosk equipment and a photographic-printing portfolio. Used only as a commercial-route premise for the thermal working estimate, not as evidence of thermal book-service sales, utilization or the final share.

10.2.1. Inkjet Printing

Table 107. Global Book Printing & Packaging Services Market Size, by Inkjet Printing, by Region, 2017-2040 (USD Million)

Region	2017	2024	2025	2026	2027	2032	2040	CAGR (%)
Africa	xx.xx	xx.xx	xx.xx	xx.xx	xx.xx	xx.xx	xx.xx	xx.xx
Asia-Pacific	xx.xx	xx.xx	xx.xx	xx.xx	xx.xx	xx.xx	xx.xx	xx.xx
Europe	xx.xx	xx.xx	xx.xx	xx.xx	xx.xx	xx.xx	xx.xx	xx.xx
Latin America	xx.xx	xx.xx	xx.xx	xx.xx	xx.xx	xx.xx	xx.xx	xx.xx
Middle East	xx.xx	xx.xx	xx.xx	xx.xx	xx.xx	xx.xx	xx.xx	xx.xx
North America	xx.xx	xx.xx	xx.xx	xx.xx	xx.xx	xx.xx	xx.xx	xx.xx
Total	**xx.xx**	**xx.xx**	**xx.xx**	**xx.xx**	**xx.xx**	**xx.xx**	**xx.xx**	**xx.xx**

Table 108. Global Book Printing & Packaging Services Market Size, by Inkjet Printing, by Group, 2017-2040 (USD Million)

Group	2017	2024	2025	2026	2027	2032	2040	CAGR (%)
ASEAN	xx.xx	xx.xx	xx.xx	xx.xx	xx.xx	xx.xx	xx.xx	xx.xx
BRICS	xx.xx	xx.xx	xx.xx	xx.xx	xx.xx	xx.xx	xx.xx	xx.xx
European Union	xx.xx	xx.xx	xx.xx	xx.xx	xx.xx	xx.xx	xx.xx	xx.xx
G7	xx.xx	xx.xx	xx.xx	xx.xx	xx.xx	xx.xx	xx.xx	xx.xx
GCC	xx.xx	xx.xx	xx.xx	xx.xx	xx.xx	xx.xx	xx.xx	xx.xx
NATO	xx.xx	xx.xx	xx.xx	xx.xx	xx.xx	xx.xx	xx.xx	xx.xx

Table 109. Global Book Printing & Packaging Services Market Size, by Inkjet Printing, by Country, 2017-2040 (USD Million)

Country	2017	2024	2025	2026	2027	2032	2040	CAGR (%)
Australia	xx.xx	xx.xx	xx.xx	xx.xx	xx.xx	xx.xx	xx.xx	xx.xx
Brazil	xx.xx	xx.xx	xx.xx	xx.xx	xx.xx	xx.xx	xx.xx	xx.xx
Canada	xx.xx	xx.xx	xx.xx	xx.xx	xx.xx	xx.xx	xx.xx	xx.xx
China	xx.xx	xx.xx	xx.xx	xx.xx	xx.xx	xx.xx	xx.xx	xx.xx
France	xx.xx	xx.xx	xx.xx	xx.xx	xx.xx	xx.xx	xx.xx	xx.xx
Germany	xx.xx	xx.xx	xx.xx	xx.xx	xx.xx	xx.xx	xx.xx	xx.xx
India	xx.xx	xx.xx	xx.xx	xx.xx	xx.xx	xx.xx	xx.xx	xx.xx
Italy	xx.xx	xx.xx	xx.xx	xx.xx	xx.xx	xx.xx	xx.xx	xx.xx
Japan	xx.xx	xx.xx	xx.xx	xx.xx	xx.xx	xx.xx	xx.xx	xx.xx
Mexico	xx.xx	xx.xx	xx.xx	xx.xx	xx.xx	xx.xx	xx.xx	xx.xx
Russia	xx.xx	xx.xx	xx.xx	xx.xx	xx.xx	xx.xx	xx.xx	xx.xx
South Korea	xx.xx	xx.xx	xx.xx	xx.xx	xx.xx	xx.xx	xx.xx	xx.xx
Spain	xx.xx	xx.xx	xx.xx	xx.xx	xx.xx	xx.xx	xx.xx	xx.xx
United Kingdom	xx.xx	xx.xx	xx.xx	xx.xx	xx.xx	xx.xx	xx.xx	xx.xx
United States	xx.xx	xx.xx	xx.xx	xx.xx	xx.xx	xx.xx	xx.xx	xx.xx
Others	xx.xx	xx.xx	xx.xx	xx.xx	xx.xx	xx.xx	xx.xx	xx.xx
Total	**xx.xx**	**xx.xx**	**xx.xx**	**xx.xx**	**xx.xx**	**xx.xx**	**xx.xx**	**xx.xx**

Sources & Evidence

1. ISO 18902:2013 - Imaging Materials: Processed Imaging Materials - Albums, Framing and Storage Materials
   · Taxonomy evidence: Dye- and pigment-based inkjet prints are explicitly recognized. ([iso.org](https://www.iso.org/standard/xx.xx.html))
2. European Book Publishing Statistics 2024
   · Evidence informing the 2024 market-value input; displayed series and growth include calculations: European publishers reported approximately EUR xx.xx of net book-sales revenue in 2024. The disclosed ebook and audiobook proportions inform the modeled xx.xx% physical-book revenue proportion; publisher revenue is an input, not printing-service revenue.
   · Evidence informing the 2025 market-value input; displayed series and growth include calculations: The 2024 publisher-revenue and format observations provide the European demand input carried into the 2025 estimate.
   · Evidence informing base-year allocation inputs; displayed values and growth are calculated: EUR xx.xx of 2024 publisher revenue and weakening physical volumes constrain the European demand weight and forecast, not directly observed service shares. ([fep-fee.eu](https://www.fep-fee.eu/European-Book-Publishing-Statistics-2024))
   · Evidence informing forecast-year allocation inputs; displayed values and growth are calculated: EUR xx.xx of 2024 publisher revenue and weakening physical volumes constrain the European demand weight and forecast, not directly observed service shares. ([fep-fee.eu](https://www.fep-fee.eu/European-Book-Publishing-Statistics-2024))

3. The Global Publishing Industry in 2022

- Evidence informing the 2024 market-value input; displayed series and growth include calculations: Table xx.xx supplies country-level publishing revenues and identifies differences between retail-value, publisher-revenue, print-only and prior-year observations. Selected non-European country observations are adjusted for physical formats and period before estimating production spending.
- Evidence informing the 2025 market-value input; displayed series and growth include calculations: The selected country observations contribute to the demand pool underlying the 2025 working estimate. Nielsen retail datasets elsewhere in the publication are not used.
- Evidence informing base-year allocation inputs; displayed values and growth are calculated: Country revenue/format proxies constrain commissioning weights. ([wipo.int](https://www.wipo.int/edocs/pubdocs/en/wipo-pub-xx.xx-2023-xx.xx-en-the-global-publishing-industry-in-2022.pdf))
- Evidence informing forecast-year allocation inputs; displayed values and growth are calculated: Country revenue/format proxies constrain commissioning weights. ([wipo.int](https://www.wipo.int/edocs/pubdocs/en/wipo-pub-xx.xx-2023-xx.xx-en-the-global-publishing-industry-in-2022.pdf))
- Evidence informing base-year allocation inputs; displayed values and growth are calculated: Revenue and registration proxies constrain allocation. ([wipo.int](https://www.wipo.int/edocs/pubdocs/en/wipo-pub-xx.xx-2023-xx.xx-en-the-global-publishing-industry-in-2022.pdf))
- Evidence informing forecast-year allocation inputs; displayed values and growth are calculated: Revenue and registration proxies constrain allocation. ([wipo.int](https://www.wipo.int/edocs/pubdocs/en/wipo-pub-xx.xx-2023-xx.xx-en-the-global-publishing-industry-in-2022.pdf))
- Evidence informing base-year allocation inputs; displayed values and growth are calculated: Revenue, format and title proxies constrain allocation. ([wipo.int](https://www.wipo.int/edocs/pubdocs/en/wipo-pub-xx.xx-2023-xx.xx-en-the-global-publishing-industry-in-2022.pdf))
- Evidence informing forecast-year allocation inputs; displayed values and growth are calculated: Revenue, format and title proxies constrain allocation. ([wipo.int](https://www.wipo.int/edocs/pubdocs/en/wipo-pub-xx.xx-2023-xx.xx-en-the-global-publishing-industry-in-2022.pdf))
- Evidence informing base-year allocation inputs; displayed values and growth are calculated: Turkish revenue constrains regional commissioning scale. ([wipo.int](https://www.wipo.int/edocs/pubdocs/en/wipo-pub-xx.xx-2023-xx.xx-en-the-global-publishing-industry-in-2022.pdf))
- Evidence informing forecast-year allocation inputs; displayed values and growth are calculated: Turkish revenue constrains regional commissioning scale. ([wipo.int](https://www.wipo.int/edocs/pubdocs/en/wipo-pub-xx.xx-2023-xx.xx-en-the-global-publishing-industry-in-2022.pdf))
- Evidence informing base-year allocation inputs; displayed values and growth are calculated: Nigerian registration activity supplies a modeled-demand input. ([wipo.int](https://www.wipo.int/edocs/pubdocs/en/wipo-pub-xx.xx-2023-xx.xx-en-the-global-publishing-industry-in-2022.pdf))
- Evidence informing forecast-year allocation inputs; displayed values and growth are calculated: Nigerian registration activity supplies a modeled-demand input. ([wipo.int](https://www.wipo.int/edocs/pubdocs/en/wipo-pub-xx.xx-2023-xx.xx-en-the-global-publishing-industry-in-2022.pdf))
- Evidence informing base-year allocation inputs; displayed values and growth are calculated: Country revenue, format and registration proxies constrain allocation. ([wipo.int](https://www.wipo.int/edocs/pubdocs/en/wipo-pub-xx.xx-2023-xx.xx-en-the-global-publishing-industry-in-2022.pdf))
- Evidence informing forecast-year allocation inputs; displayed values and growth are calculated: Country revenue, format and registration proxies constrain allocation. ([wipo.int](https://www.wipo.int/edocs/pubdocs/en/wipo-pub-xx.xx-2023-xx.xx-en-the-global-publishing-industry-in-2022.pdf))

4. 2024 年新闻出版统计公报

   · Evidence informing the 2024 market-value input; displayed series and growth include calculations: For 2024, the official table reports xx.xx book copies or sheets and CNY xx.xx of book-publishing revenue. These constrain the demand bridge and historical contraction, rather than directly measuring printing-service sales.

   · Evidence informing the 2025 market-value input; displayed series and growth include calculations: The 2024 book-publishing observation supplies the Chinese demand primitive for the 2025 model.

   · Evidence informing base-year allocation inputs; displayed values and growth are calculated: 2024 book-publishing revenue of CNY xx.xx supplies the physical-demand proxy; reported output contraction qualifies growth assumptions. ([nppa.gov.cn](https://www.nppa.gov.cn/xxgk/fdzdgknr/tjxx/xx.xx/P020251218382424228218.pdf))

   · Evidence informing forecast-year allocation inputs; displayed values and growth are calculated: 2024 book-publishing revenue of CNY xx.xx supplies the physical-demand proxy; reported output contraction qualifies growth assumptions. ([nppa.gov.cn](https://www.nppa.gov.cn/xxgk/fdzdgknr/tjxx/xx.xx/P020251218382424228218.pdf))

   · Evidence informing base-year allocation inputs; displayed values and growth are calculated: The Chinese book-publishing observation is a major regional demand input, distinct from all printing and packaging industry revenue. ([nppa.gov.cn](https://www.nppa.gov.cn/xxgk/fdzdgknr/tjxx/xx.xx/P020251218382424228218.pdf))

   · Evidence informing forecast-year allocation inputs; displayed values and growth are calculated: The Chinese book-publishing observation is a major regional demand input, distinct from all printing and packaging industry revenue. ([nppa.gov.cn](https://www.nppa.gov.cn/xxgk/fdzdgknr/tjxx/xx.xx/P020251218382424228218.pdf))

5. Foreign Exchange Rates - G.5A Annual, January 5, 2026

   · Evidence informing the 2024 market-value input; displayed series and growth include calculations: The official 2024 annual-average conversion inputs are USD xx.xx per EUR, CNY xx.xx per USD and CAD xx.xx per USD.

   · Evidence informing the 2025 market-value input; displayed series and growth include calculations: The exchange-rate table establishes the conversion basis of the preceding-year demand inputs used in the 2025 estimate; subsequent effective-USD price assumptions are modeled separately.

6. Book publishing industry, 2024 - Statistics Canada

   · Evidence informing the 2024 market-value input; displayed series and growth include calculations: Canadian publishers reported CAD xx.xx of print sales outside the online category and CAD xx.xx of online print sales in 2024. Their sum, rather than total operating revenue, supplies the physical-book demand input.

   · Evidence informing the 2025 market-value input; displayed series and growth include calculations: Reported cost of goods sold of CAD xx.xx, up CAD xx.xx from 2022, supplies a cost-pressure cross-check, not a directly attributable printing-services total.

   · Evidence informing base-year allocation inputs; displayed values and growth are calculated: CAD xx.xx plus CAD xx.xx of print sales supplies a physical-book commissioning proxy; digital growth constrains the forecast mix. ([www150.statcan.gc.ca](https://www150.statcan.gc.ca/n1/daily-quotidien/xx.xx/dq260205b-eng.pdf))

   · Evidence informing forecast-year allocation inputs; displayed values and growth are calculated: CAD xx.xx plus CAD xx.xx of print sales supplies a physical-book commissioning proxy; digital growth constrains the forecast mix. ([www150.statcan.gc.ca](https://www150.statcan.gc.ca/n1/daily-quotidien/xx.xx/dq260205b-eng.pdf))

   · Evidence informing base-year allocation inputs; displayed values and growth are calculated: The Canadian physical-book input contributes to the North American demand index; it is publisher revenue, not service receipts. ([www150.statcan.gc.ca](https://www150.statcan.gc.ca/n1/daily-quotidien/xx.xx/dq260205b-eng.pdf))

   · Evidence informing forecast-year allocation inputs; displayed values and growth are calculated: The Canadian physical-book input contributes to the North American demand index; it is publisher revenue, not service receipts. ([www150.statcan.gc.ca](https://www150.statcan.gc.ca/n1/daily-quotidien/xx.xx/dq260205b-eng.pdf))

7. U.S. Census Bureau - Books Printing: Shipments, annual table
   - Evidence informing the 2017 market-value input; displayed series and growth include calculations: U.S. books-printing shipments were USD xx.xx in 2017; this is a national production anchor for the historical model.
   - Evidence informing the 2018 market-value input; displayed series and growth include calculations: U.S. books-printing shipments were USD xx.xx in 2018.
   - Evidence informing the 2019 market-value input; displayed series and growth include calculations: U.S. books-printing shipments were USD xx.xx in 2019.
   - Evidence informing the 2020 market-value input; displayed series and growth include calculations: U.S. books-printing shipments were USD xx.xx in 2020.
   - Evidence informing the 2021 market-value input; displayed series and growth include calculations: U.S. books-printing shipments were USD xx.xx in 2021.
   - Evidence informing the 2022 market-value input; displayed series and growth include calculations: U.S. books-printing shipments were USD xx.xx in 2022.
   - Evidence informing the 2024 market-value input; displayed series and growth include calculations: U.S. books-printing shipments were USD xx.xx in 2024. This national industrial measure is narrower than the composite global service boundary.
8. U.S. Census Bureau - Book Publishers, All Establishments: Revenue, annual table
   - Evidence informing the 2024 market-value input; displayed series and growth include calculations: The Census annual series reports USD xx.xx of U.S. book-publisher revenue for 2024. A modeled xx.xx% physical-book proportion excludes digital and other adjacent receipts.
   - Evidence informing the 2025 market-value input; displayed series and growth include calculations: The 2024 Census observation replaces an older survey-based U.S. revenue bridge in the demand pool underlying 2025.
   - Evidence informing base-year allocation inputs; displayed values and growth are calculated: The official Census revenue-series page defines the publisher-receipt measure underlying the retained U.S. input; the exact 2024 cell was not independently re-extracted. ([fred.stlouisfed.org](https://fred.stlouisfed.org/data/AIES51113RCT00US))
   - Evidence informing forecast-year allocation inputs; displayed values and growth are calculated: The official Census revenue-series page defines the publisher-receipt measure underlying the retained U.S. input; the exact 2024 cell was not independently re-extracted. ([fred.stlouisfed.org](https://fred.stlouisfed.org/data/AIES51113RCT00US))
9. Scholastic Corporation - Form 10-K for the year ended May 31, 2025
   - Evidence informing the 2024 market-value input; displayed series and growth include calculations: Scholastic's fiscal 2024 product, service, production and inventory-reserve costs were xx.xx% of revenue; postage, freight, shipping, fulfillment and other costs were xx.xx%. These broad categories constrain, but do not directly establish, eligible outsourced-service spending.
   - Evidence informing the 2025 market-value input; displayed series and growth include calculations: The corresponding fiscal 2025 proportions were xx.xx% and xx.xx%. Royalties and prepublication amortization are separately disclosed, allowing their exclusion from the service-market bridge.

10. CEWE achieves all targets in 2025 and aims to further increase revenue and earnings in 2026

- Evidence informing the 2025 market-value input; displayed series and growth include calculations: CEWE reported xx.xx CEWE PHOTOBOOK copies in 2025 versus xx.xx in 2024, supporting a positive specialty-book volume assumption without establishing global adoption.
- Evidence informing the 2026 market-value input; displayed series and growth include calculations: Observed 2025 photobook growth informs the specialty-demand assumption for 2026; the market value remains modeled.
- Evidence informing the 2032 market-value input; displayed series and growth include calculations: The observed specialty-book activity is a starting condition for the forecast, not independent proof of continued growth through 2032.
- Evidence informing the 2040 market-value input; displayed series and growth include calculations: The forecast explicitly slows specialty-demand growth after 2032; this source supplies the initial commercial observation, not the long-term growth rate.
- Evidence informing base-year allocation inputs; displayed values and growth are calculated: Company photobook activity constrains the materiality of specialty commissions; it does not establish the modeled European specialty multiplier or continued growth through 2032. ([ir.cewe.de](https://ir.cewe.de/en/news/cewe-achieves-all-targets-in-2025-and-aims-to-further-increase-revenue-and-earnings-in/70292c17-c943-xx.xx-bd11-4323b6ce54d8))
- Evidence informing forecast-year allocation inputs; displayed values and growth are calculated: Company photobook activity constrains the materiality of specialty commissions; it does not establish the modeled European specialty multiplier or continued growth through 2032. ([ir.cewe.de](https://ir.cewe.de/en/news/cewe-achieves-all-targets-in-2025-and-aims-to-further-increase-revenue-and-earnings-in/70292c17-c943-xx.xx-bd11-4323b6ce54d8))

11. Paperback Printing Cost - Kindle Direct Publishing

- Evidence informing the 2025 market-value input; displayed series and growth include calculations: The inspected U.S. paperback schedule charges USD xx.xx plus USD xx.xx per page for the specified regular-trim black-ink category. It provides a contemporary commercial price comparison for the assumed USD xx.xx self-publishing production receipt, not an observed historical price or volume.
- Evidence informing the 2026 market-value input; displayed series and growth include calculations: The schedule distinguishes printing charges from royalties and retail list prices, supporting the production-receipt boundary used in the estimate.

12. European Book Publishing Statistics 2017

- Evidence informing the 2017 market-value input; displayed series and growth include calculations: The association's primary survey reports approximately EUR xx.xx of European net publisher revenue for 2017, constraining the pre-pandemic demand level.

13. European Book Publishing Statistics 2019

- Evidence informing the 2018 market-value input; displayed series and growth include calculations: The association reports approximately EUR xx.xx of publisher revenue for 2018.
- Evidence informing the 2019 market-value input; displayed series and growth include calculations: The association reports approximately EUR xx.xx for 2019 and identifies a questionnaire change that limits exact comparability with earlier observations.

14. 2021 年新闻出版产业分析报告

- Evidence informing the 2020 market-value input; displayed series and growth include calculations: The official report's 2021 comparison identifies a substantial rebound from 2020, constraining the pandemic-recovery bridge.
- Evidence informing the 2021 market-value input; displayed series and growth include calculations: China reported xx.xx book copies or sheets in 2021, up xx.xx%; the report also distinguishes textbook output and reprints.

15. European Book Publishing Statistics 2023

- Evidence informing the 2022 market-value input; displayed series and growth include calculations: European net publisher revenue was approximately EUR xx.xx in 2022; the association describes paper-cost pressure and price-led growth.

16. Foreign Exchange Rates - G.5A Annual, January 5, 2026
    - Evidence informing base-year allocation inputs; displayed values and growth are calculated: Official annual-average exchange-rate methodology supports the frozen common-USD conversion convention; it does not measure service demand. ([federalreserve.gov](https://www.federalreserve.gov/releases/g5a/xx.xx/))
    - Evidence informing forecast-year allocation inputs; displayed values and growth are calculated: Official annual-average exchange-rate methodology supports the frozen common-USD conversion convention; it does not measure service demand. ([federalreserve.gov](https://www.federalreserve.gov/releases/g5a/xx.xx/))
    - Evidence informing base-year allocation inputs; displayed values and growth are calculated: The annual currency-conversion convention prevents mixing local-currency demand inputs with USD allocation weights. ([federalreserve.gov](https://www.federalreserve.gov/releases/g5a/xx.xx/))
    - Evidence informing forecast-year allocation inputs; displayed values and growth are calculated: The annual currency-conversion convention prevents mixing local-currency demand inputs with USD allocation weights. ([federalreserve.gov](https://www.federalreserve.gov/releases/g5a/xx.xx/))
17. GCC Statistical Center - Education Statistics 2024 announcement, March 23, 2026
    - Evidence informing base-year allocation inputs; displayed values and growth are calculated: Approximately xx.xx general-school pupils constrain the regional educational customer pool; national apportionment and monetization are assumed. ([gccstat.org](https://www.gccstat.org/news/xx.xx))
    - Evidence informing forecast-year allocation inputs; displayed values and growth are calculated: Approximately xx.xx general-school pupils constrain the regional educational customer pool; national apportionment and monetization are assumed. ([gccstat.org](https://www.gccstat.org/news/xx.xx))
18. South African Book Publishing Industry Survey 2023-2024
    - Evidence informing base-year allocation inputs; displayed values and growth are calculated: The transparent national publisher survey supplies a regional commercial comparator, not an observed African printing-service total. ([publishsa.co.za](https://publishsa.co.za/wp-content/uploads/2025/xx.xx/South-African-Book-Publishing-Industry-Survey-2023-2024.pdf))
    - Evidence informing forecast-year allocation inputs; displayed values and growth are calculated: The transparent national publisher survey supplies a regional commercial comparator, not an observed African printing-service total. ([publishsa.co.za](https://publishsa.co.za/wp-content/uploads/2025/xx.xx/South-African-Book-Publishing-Industry-Survey-2023-2024.pdf))
19. Ministry of Education - Press conference release, December 17, 2024
    - Evidence informing base-year allocation inputs; displayed values and growth are calculated: The announced increase in annual NCERT textbook printing from xx.xx to xx.xx supports an educational-demand mechanism, not realized supplier receipts or the modeled forecast share. ([education.gov.in](https://www.education.gov.in/sites/upload_files/mhrd/files/PIB%20releae%20of%20the%20Press%20Conference%20held%20today.pdf))
    - Evidence informing forecast-year allocation inputs; displayed values and growth are calculated: The announced increase in annual NCERT textbook printing from xx.xx to xx.xx supports an educational-demand mechanism, not realized supplier receipts or the modeled forecast share. ([education.gov.in](https://www.education.gov.in/sites/upload_files/mhrd/files/PIB%20releae%20of%20the%20Press%20Conference%20held%20today.pdf))
20. Global Connect - Ingram Content Group
    - Evidence informing base-year allocation inputs; displayed values and growth are calculated: Agreement-dependent network access does not quantify Brazilian commissions or guarantee institutional awards. ([resources.ingramcontent.com](https://resources.ingramcontent.com/publishers/global-connect))
    - Evidence informing forecast-year allocation inputs; displayed values and growth are calculated: Agreement-dependent network access does not quantify Brazilian commissions or guarantee institutional awards. ([resources.ingramcontent.com](https://resources.ingramcontent.com/publishers/global-connect))

21. Paperback and Hardcover Distribution Rights - Kindle Direct Publishing
    - Evidence informing base-year allocation inputs; displayed values and growth are calculated: The marketplace-specific physical-book distribution restriction is not evidence of zero Mexican printing and packaging demand. ([kdp.amazon.com](https://kdp.amazon.com/en_US/help/topic/G201834280))
    - Evidence informing forecast-year allocation inputs; displayed values and growth are calculated: The marketplace-specific physical-book distribution restriction is not evidence of zero Mexican printing and packaging demand. ([kdp.amazon.com](https://kdp.amazon.com/en_US/help/topic/G201834280))
22. Clays demonstrate dedication to digital investment
    - Evidence informing base-year allocation inputs; displayed values and growth are calculated: The company's inkjet investment supports an existing book-production application and a conditional adoption premise, not a quantified global forecast.
    - Evidence informing forecast-year allocation inputs; displayed values and growth are calculated: The company's inkjet investment supports an existing book-production application and a conditional adoption premise, not a quantified global forecast.

10.2.2. Electrophotographic Printing

Table 110. Global Book Printing & Packaging Services Market Size, by Electrophotographic Printing, by Region, 2017-2040 (USD Million)

Region	2017	2024	2025	2026	2027	2032	2040	CAGR (%)
Africa	xx.xx	xx.xx	xx.xx	xx.xx	xx.xx	xx.xx	xx.xx	xx.xx
Asia-Pacific	xx.xx	xx.xx	xx.xx	xx.xx	xx.xx	xx.xx	xx.xx	xx.xx
Europe	xx.xx	xx.xx	xx.xx	xx.xx	xx.xx	xx.xx	xx.xx	xx.xx
Latin America	xx.xx	xx.xx	xx.xx	xx.xx	xx.xx	xx.xx	xx.xx	xx.xx
Middle East	xx.xx	xx.xx	xx.xx	xx.xx	xx.xx	xx.xx	xx.xx	xx.xx
North America	xx.xx	xx.xx	xx.xx	xx.xx	xx.xx	xx.xx	xx.xx	xx.xx
Total	**xx.xx**	**xx.xx**	**xx.xx**	**xx.xx**	**xx.xx**	**xx.xx**	**xx.xx**	**xx.xx**

Table 111. Global Book Printing & Packaging Services Market Size, by Electrophotographic Printing, by Group, 2017-2040 (USD Million)

Group	2017	2024	2025	2026	2027	2032	2040	CAGR (%)
ASEAN	xx.xx	xx.xx	xx.xx	xx.xx	xx.xx	xx.xx	xx.xx	xx.xx
BRICS	xx.xx	xx.xx	xx.xx	xx.xx	xx.xx	xx.xx	xx.xx	xx.xx
European Union	xx.xx	xx.xx	xx.xx	xx.xx	xx.xx	xx.xx	xx.xx	xx.xx
G7	xx.xx	xx.xx	xx.xx	xx.xx	xx.xx	xx.xx	xx.xx	xx.xx
GCC	xx.xx	xx.xx	xx.xx	xx.xx	xx.xx	xx.xx	xx.xx	xx.xx
NATO	xx.xx	xx.xx	xx.xx	xx.xx	xx.xx	xx.xx	xx.xx	xx.xx

Table 112. Global Book Printing & Packaging Services Market Size, by Electrophotographic Printing, by Country, 2017-2040 (USD Million)

Country	2017	2024	2025	2026	2027	2032	2040	CAGR (%)
Australia	xx.xx	xx.xx	xx.xx	xx.xx	xx.xx	xx.xx	xx.xx	xx.xx
Brazil	xx.xx	xx.xx	xx.xx	xx.xx	xx.xx	xx.xx	xx.xx	xx.xx
Canada	xx.xx	xx.xx	xx.xx	xx.xx	xx.xx	xx.xx	xx.xx	xx.xx
China	xx.xx	xx.xx	xx.xx	xx.xx	xx.xx	xx.xx	xx.xx	xx.xx
France	xx.xx	xx.xx	xx.xx	xx.xx	xx.xx	xx.xx	xx.xx	xx.xx
Germany	xx.xx	xx.xx	xx.xx	xx.xx	xx.xx	xx.xx	xx.xx	xx.xx
India	xx.xx	xx.xx	xx.xx	xx.xx	xx.xx	xx.xx	xx.xx	xx.xx
Italy	xx.xx	xx.xx	xx.xx	xx.xx	xx.xx	xx.xx	xx.xx	xx.xx
Japan	xx.xx	xx.xx	xx.xx	xx.xx	xx.xx	xx.xx	xx.xx	xx.xx
Mexico	xx.xx	xx.xx	xx.xx	xx.xx	xx.xx	xx.xx	xx.xx	xx.xx
Russia	xx.xx	xx.xx	xx.xx	xx.xx	xx.xx	xx.xx	xx.xx	xx.xx
South Korea	xx.xx	xx.xx	xx.xx	xx.xx	xx.xx	xx.xx	xx.xx	xx.xx
Spain	xx.xx	xx.xx	xx.xx	xx.xx	xx.xx	xx.xx	xx.xx	xx.xx
United Kingdom	xx.xx	xx.xx	xx.xx	xx.xx	xx.xx	xx.xx	xx.xx	xx.xx
United States	xx.xx	xx.xx	xx.xx	xx.xx	xx.xx	xx.xx	xx.xx	xx.xx
Others	xx.xx	xx.xx	xx.xx	xx.xx	xx.xx	xx.xx	xx.xx	xx.xx
Total	**xx.xx**	**xx.xx**	**xx.xx**	**xx.xx**	**xx.xx**	**xx.xx**	**xx.xx**	**xx.xx**

Sources & Evidence

1. ISO 18902:2013 - Imaging Materials: Processed Imaging Materials - Albums, Framing and Storage Materials
   - Taxonomy evidence: Liquid- and dry-toner output are identified as electrophotographic digital prints. ([iso.org](https://www.iso.org/standard/xx.xx.html))
2. European Book Publishing Statistics 2024
   - Evidence informing the 2024 market-value input; displayed series and growth include calculations: European publishers reported approximately EUR xx.xx of net book-sales revenue in 2024. The disclosed ebook and audiobook proportions inform the modeled xx.xx% physical-book revenue proportion; publisher revenue is an input, not printing-service revenue.
   - Evidence informing the 2025 market-value input; displayed series and growth include calculations: The 2024 publisher-revenue and format observations provide the European demand input carried into the 2025 estimate.
   - Evidence informing base-year allocation inputs; displayed values and growth are calculated: EUR xx.xx of 2024 publisher revenue and weakening physical volumes constrain the European demand weight and forecast, not directly observed service shares. ([fep-fee.eu](https://www.fep-fee.eu/European-Book-Publishing-Statistics-2024))
   - Evidence informing forecast-year allocation inputs; displayed values and growth are calculated: EUR xx.xx of 2024 publisher revenue and weakening physical volumes constrain the European demand weight and forecast, not directly observed service shares. ([fep-fee.eu](https://www.fep-fee.eu/European-Book-Publishing-Statistics-2024))

3. The Global Publishing Industry in 2022

- Evidence informing the 2024 market-value input; displayed series and growth include calculations: Table xx.xx supplies country-level publishing revenues and identifies differences between retail-value, publisher-revenue, print-only and prior-year observations. Selected non-European country observations are adjusted for physical formats and period before estimating production spending.
- Evidence informing the 2025 market-value input; displayed series and growth include calculations: The selected country observations contribute to the demand pool underlying the 2025 working estimate. Nielsen retail datasets elsewhere in the publication are not used.
- Evidence informing base-year allocation inputs; displayed values and growth are calculated: Country revenue/format proxies constrain commissioning weights. ([wipo.int](https://www.wipo.int/edocs/pubdocs/en/wipo-pub-xx.xx-2023-xx.xx-en-the-global-publishing-industry-in-2022.pdf))
- Evidence informing forecast-year allocation inputs; displayed values and growth are calculated: Country revenue/format proxies constrain commissioning weights. ([wipo.int](https://www.wipo.int/edocs/pubdocs/en/wipo-pub-xx.xx-2023-xx.xx-en-the-global-publishing-industry-in-2022.pdf))
- Evidence informing base-year allocation inputs; displayed values and growth are calculated: Revenue and registration proxies constrain allocation. ([wipo.int](https://www.wipo.int/edocs/pubdocs/en/wipo-pub-xx.xx-2023-xx.xx-en-the-global-publishing-industry-in-2022.pdf))
- Evidence informing forecast-year allocation inputs; displayed values and growth are calculated: Revenue and registration proxies constrain allocation. ([wipo.int](https://www.wipo.int/edocs/pubdocs/en/wipo-pub-xx.xx-2023-xx.xx-en-the-global-publishing-industry-in-2022.pdf))
- Evidence informing base-year allocation inputs; displayed values and growth are calculated: Revenue, format and title proxies constrain allocation. ([wipo.int](https://www.wipo.int/edocs/pubdocs/en/wipo-pub-xx.xx-2023-xx.xx-en-the-global-publishing-industry-in-2022.pdf))
- Evidence informing forecast-year allocation inputs; displayed values and growth are calculated: Revenue, format and title proxies constrain allocation. ([wipo.int](https://www.wipo.int/edocs/pubdocs/en/wipo-pub-xx.xx-2023-xx.xx-en-the-global-publishing-industry-in-2022.pdf))
- Evidence informing base-year allocation inputs; displayed values and growth are calculated: Turkish revenue constrains regional commissioning scale. ([wipo.int](https://www.wipo.int/edocs/pubdocs/en/wipo-pub-xx.xx-2023-xx.xx-en-the-global-publishing-industry-in-2022.pdf))
- Evidence informing forecast-year allocation inputs; displayed values and growth are calculated: Turkish revenue constrains regional commissioning scale. ([wipo.int](https://www.wipo.int/edocs/pubdocs/en/wipo-pub-xx.xx-2023-xx.xx-en-the-global-publishing-industry-in-2022.pdf))
- Evidence informing base-year allocation inputs; displayed values and growth are calculated: Nigerian registration activity supplies a modeled-demand input. ([wipo.int](https://www.wipo.int/edocs/pubdocs/en/wipo-pub-xx.xx-2023-xx.xx-en-the-global-publishing-industry-in-2022.pdf))
- Evidence informing forecast-year allocation inputs; displayed values and growth are calculated: Nigerian registration activity supplies a modeled-demand input. ([wipo.int](https://www.wipo.int/edocs/pubdocs/en/wipo-pub-xx.xx-2023-xx.xx-en-the-global-publishing-industry-in-2022.pdf))
- Evidence informing base-year allocation inputs; displayed values and growth are calculated: Country revenue, format and registration proxies constrain allocation. ([wipo.int](https://www.wipo.int/edocs/pubdocs/en/wipo-pub-xx.xx-2023-xx.xx-en-the-global-publishing-industry-in-2022.pdf))
- Evidence informing forecast-year allocation inputs; displayed values and growth are calculated: Country revenue, format and registration proxies constrain allocation. ([wipo.int](https://www.wipo.int/edocs/pubdocs/en/wipo-pub-xx.xx-2023-xx.xx-en-the-global-publishing-industry-in-2022.pdf))

4. 2024 年新闻出版统计公报

   · Evidence informing the 2024 market-value input; displayed series and growth include calculations: For 2024, the official table reports xx.xx book copies or sheets and CNY xx.xx of book-publishing revenue. These constrain the demand bridge and historical contraction, rather than directly measuring printing-service sales.

   · Evidence informing the 2025 market-value input; displayed series and growth include calculations: The 2024 book-publishing observation supplies the Chinese demand primitive for the 2025 model.

   · Evidence informing base-year allocation inputs; displayed values and growth are calculated: 2024 book-publishing revenue of CNY xx.xx supplies the physical-demand proxy; reported output contraction qualifies growth assumptions. ([nppa.gov.cn](https://www.nppa.gov.cn/xxgk/fdzdgknr/tjxx/xx.xx/P020251218382424228218.pdf))

   · Evidence informing forecast-year allocation inputs; displayed values and growth are calculated: 2024 book-publishing revenue of CNY xx.xx supplies the physical-demand proxy; reported output contraction qualifies growth assumptions. ([nppa.gov.cn](https://www.nppa.gov.cn/xxgk/fdzdgknr/tjxx/xx.xx/P020251218382424228218.pdf))

   · Evidence informing base-year allocation inputs; displayed values and growth are calculated: The Chinese book-publishing observation is a major regional demand input, distinct from all printing and packaging industry revenue. ([nppa.gov.cn](https://www.nppa.gov.cn/xxgk/fdzdgknr/tjxx/xx.xx/P020251218382424228218.pdf))

   · Evidence informing forecast-year allocation inputs; displayed values and growth are calculated: The Chinese book-publishing observation is a major regional demand input, distinct from all printing and packaging industry revenue. ([nppa.gov.cn](https://www.nppa.gov.cn/xxgk/fdzdgknr/tjxx/xx.xx/P020251218382424228218.pdf))

5. Foreign Exchange Rates - G.5A Annual, January 5, 2026

   · Evidence informing the 2024 market-value input; displayed series and growth include calculations: The official 2024 annual-average conversion inputs are USD xx.xx per EUR, CNY xx.xx per USD and CAD xx.xx per USD.

   · Evidence informing the 2025 market-value input; displayed series and growth include calculations: The exchange-rate table establishes the conversion basis of the preceding-year demand inputs used in the 2025 estimate; subsequent effective-USD price assumptions are modeled separately.

6. Book publishing industry, 2024 - Statistics Canada

   · Evidence informing the 2024 market-value input; displayed series and growth include calculations: Canadian publishers reported CAD xx.xx of print sales outside the online category and CAD xx.xx of online print sales in 2024. Their sum, rather than total operating revenue, supplies the physical-book demand input.

   · Evidence informing the 2025 market-value input; displayed series and growth include calculations: Reported cost of goods sold of CAD xx.xx, up CAD xx.xx from 2022, supplies a cost-pressure cross-check, not a directly attributable printing-services total.

   · Evidence informing base-year allocation inputs; displayed values and growth are calculated: CAD xx.xx plus CAD xx.xx of print sales supplies a physical-book commissioning proxy; digital growth constrains the forecast mix. ([www150.statcan.gc.ca](https://www150.statcan.gc.ca/n1/daily-quotidien/xx.xx/dq260205b-eng.pdf))

   · Evidence informing forecast-year allocation inputs; displayed values and growth are calculated: CAD xx.xx plus CAD xx.xx of print sales supplies a physical-book commissioning proxy; digital growth constrains the forecast mix. ([www150.statcan.gc.ca](https://www150.statcan.gc.ca/n1/daily-quotidien/xx.xx/dq260205b-eng.pdf))

   · Evidence informing base-year allocation inputs; displayed values and growth are calculated: The Canadian physical-book input contributes to the North American demand index; it is publisher revenue, not service receipts. ([www150.statcan.gc.ca](https://www150.statcan.gc.ca/n1/daily-quotidien/xx.xx/dq260205b-eng.pdf))

   · Evidence informing forecast-year allocation inputs; displayed values and growth are calculated: The Canadian physical-book input contributes to the North American demand index; it is publisher revenue, not service receipts. ([www150.statcan.gc.ca](https://www150.statcan.gc.ca/n1/daily-quotidien/xx.xx/dq260205b-eng.pdf))

7. U.S. Census Bureau - Books Printing: Shipments, annual table
   - Evidence informing the 2017 market-value input; displayed series and growth include calculations: U.S. books-printing shipments were USD xx.xx in 2017; this is a national production anchor for the historical model.
   - Evidence informing the 2018 market-value input; displayed series and growth include calculations: U.S. books-printing shipments were USD xx.xx in 2018.
   - Evidence informing the 2019 market-value input; displayed series and growth include calculations: U.S. books-printing shipments were USD xx.xx in 2019.
   - Evidence informing the 2020 market-value input; displayed series and growth include calculations: U.S. books-printing shipments were USD xx.xx in 2020.
   - Evidence informing the 2021 market-value input; displayed series and growth include calculations: U.S. books-printing shipments were USD xx.xx in 2021.
   - Evidence informing the 2022 market-value input; displayed series and growth include calculations: U.S. books-printing shipments were USD xx.xx in 2022.
   - Evidence informing the 2024 market-value input; displayed series and growth include calculations: U.S. books-printing shipments were USD xx.xx in 2024. This national industrial measure is narrower than the composite global service boundary.
8. U.S. Census Bureau - Book Publishers, All Establishments: Revenue, annual table
   - Evidence informing the 2024 market-value input; displayed series and growth include calculations: The Census annual series reports USD xx.xx of U.S. book-publisher revenue for 2024. A modeled xx.xx% physical-book proportion excludes digital and other adjacent receipts.
   - Evidence informing the 2025 market-value input; displayed series and growth include calculations: The 2024 Census observation replaces an older survey-based U.S. revenue bridge in the demand pool underlying 2025.
   - Evidence informing base-year allocation inputs; displayed values and growth are calculated: The official Census revenue-series page defines the publisher-receipt measure underlying the retained U.S. input; the exact 2024 cell was not independently re-extracted. ([fred.stlouisfed.org](https://fred.stlouisfed.org/data/AIES51113RCT00US))
   - Evidence informing forecast-year allocation inputs; displayed values and growth are calculated: The official Census revenue-series page defines the publisher-receipt measure underlying the retained U.S. input; the exact 2024 cell was not independently re-extracted. ([fred.stlouisfed.org](https://fred.stlouisfed.org/data/AIES51113RCT00US))
9. Scholastic Corporation - Form 10-K for the year ended May 31, 2025
   - Evidence informing the 2024 market-value input; displayed series and growth include calculations: Scholastic's fiscal 2024 product, service, production and inventory-reserve costs were xx.xx% of revenue; postage, freight, shipping, fulfillment and other costs were xx.xx%. These broad categories constrain, but do not directly establish, eligible outsourced-service spending.
   - Evidence informing the 2025 market-value input; displayed series and growth include calculations: The corresponding fiscal 2025 proportions were xx.xx% and xx.xx%. Royalties and prepublication amortization are separately disclosed, allowing their exclusion from the service-market bridge.

10. CEWE achieves all targets in 2025 and aims to further increase revenue and earnings in 2026
    - Evidence informing the 2025 market-value input; displayed series and growth include calculations: CEWE reported xx.xx CEWE PHOTOBOOK copies in 2025 versus xx.xx in 2024, supporting a positive specialty-book volume assumption without establishing global adoption.
    - Evidence informing the 2026 market-value input; displayed series and growth include calculations: Observed 2025 photobook growth informs the specialty-demand assumption for 2026; the market value remains modeled.
    - Evidence informing the 2032 market-value input; displayed series and growth include calculations: The observed specialty-book activity is a starting condition for the forecast, not independent proof of continued growth through 2032.
    - Evidence informing the 2040 market-value input; displayed series and growth include calculations: The forecast explicitly slows specialty-demand growth after 2032; this source supplies the initial commercial observation, not the long-term growth rate.
    - Evidence informing base-year allocation inputs; displayed values and growth are calculated: Company photobook activity constrains the materiality of specialty commissions; it does not establish the modeled European specialty multiplier or continued growth through 2032. ([ir.cewe.de](https://ir.cewe.de/en/news/cewe-achieves-all-targets-in-2025-and-aims-to-further-increase-revenue-and-earnings-in/70292c17-c943-xx.xx-bd11-4323b6ce54d8))
    - Evidence informing forecast-year allocation inputs; displayed values and growth are calculated: Company photobook activity constrains the materiality of specialty commissions; it does not establish the modeled European specialty multiplier or continued growth through 2032. ([ir.cewe.de](https://ir.cewe.de/en/news/cewe-achieves-all-targets-in-2025-and-aims-to-further-increase-revenue-and-earnings-in/70292c17-c943-xx.xx-bd11-4323b6ce54d8))
    - Evidence informing base-year allocation inputs; displayed values and growth are calculated: Observed photobook activity supports the common photographic-demand input; electrophotographic attribution remains an explicit assumption.
    - Evidence informing forecast-year allocation inputs; displayed values and growth are calculated: Observed photobook activity supports the common photographic-demand input; electrophotographic attribution remains an explicit assumption.
11. Paperback Printing Cost - Kindle Direct Publishing
    - Evidence informing the 2025 market-value input; displayed series and growth include calculations: The inspected U.S. paperback schedule charges USD xx.xx plus USD xx.xx per page for the specified regular-trim black-ink category. It provides a contemporary commercial price comparison for the assumed USD xx.xx self-publishing production receipt, not an observed historical price or volume.
    - Evidence informing the 2026 market-value input; displayed series and growth include calculations: The schedule distinguishes printing charges from royalties and retail list prices, supporting the production-receipt boundary used in the estimate.
12. European Book Publishing Statistics 2017
    - Evidence informing the 2017 market-value input; displayed series and growth include calculations: The association's primary survey reports approximately EUR xx.xx of European net publisher revenue for 2017, constraining the pre-pandemic demand level.
13. European Book Publishing Statistics 2019
    - Evidence informing the 2018 market-value input; displayed series and growth include calculations: The association reports approximately EUR xx.xx of publisher revenue for 2018.
    - Evidence informing the 2019 market-value input; displayed series and growth include calculations: The association reports approximately EUR xx.xx for 2019 and identifies a questionnaire change that limits exact comparability with earlier observations.

14. 2021 年新闻出版产业分析报告

- Evidence informing the 2020 market-value input; displayed series and growth include calculations: The official report's 2021 comparison identifies a substantial rebound from 2020, constraining the pandemic-recovery bridge.
- Evidence informing the 2021 market-value input; displayed series and growth include calculations: China reported xx.xx book copies or sheets in 2021, up xx.xx%; the report also distinguishes textbook output and reprints.

15. European Book Publishing Statistics 2023

- Evidence informing the 2022 market-value input; displayed series and growth include calculations: European net publisher revenue was approximately EUR xx.xx in 2022; the association describes paper-cost pressure and price-led growth.

16. Foreign Exchange Rates - G.5A Annual, January 5, 2026

- Evidence informing base-year allocation inputs; displayed values and growth are calculated: Official annual-average exchange-rate methodology supports the frozen common-USD conversion convention; it does not measure service demand. ([federalreserve.gov](https://www.federalreserve.gov/releases/g5a/xx.xx/))
- Evidence informing forecast-year allocation inputs; displayed values and growth are calculated: Official annual-average exchange-rate methodology supports the frozen common-USD conversion convention; it does not measure service demand. ([federalreserve.gov](https://www.federalreserve.gov/releases/g5a/xx.xx/))
- Evidence informing base-year allocation inputs; displayed values and growth are calculated: The annual currency-conversion convention prevents mixing local-currency demand inputs with USD allocation weights. ([federalreserve.gov](https://www.federalreserve.gov/releases/g5a/xx.xx/))
- Evidence informing forecast-year allocation inputs; displayed values and growth are calculated: The annual currency-conversion convention prevents mixing local-currency demand inputs with USD allocation weights. ([federalreserve.gov](https://www.federalreserve.gov/releases/g5a/xx.xx/))

17. GCC Statistical Center - Education Statistics 2024 announcement, March 23, 2026

- Evidence informing base-year allocation inputs; displayed values and growth are calculated: Approximately xx.xx general-school pupils constrain the regional educational customer pool; national apportionment and monetization are assumed. ([gccstat.org](https://www.gccstat.org/news/xx.xx))
- Evidence informing forecast-year allocation inputs; displayed values and growth are calculated: Approximately xx.xx general-school pupils constrain the regional educational customer pool; national apportionment and monetization are assumed. ([gccstat.org](https://www.gccstat.org/news/xx.xx))

18. South African Book Publishing Industry Survey 2023-2024

- Evidence informing base-year allocation inputs; displayed values and growth are calculated: The transparent national publisher survey supplies a regional commercial comparator, not an observed African printing-service total. ([publishsa.co.za](https://publishsa.co.za/wp-content/uploads/2025/xx.xx/South-African-Book-Publishing-Industry-Survey-2023-2024.pdf))
- Evidence informing forecast-year allocation inputs; displayed values and growth are calculated: The transparent national publisher survey supplies a regional commercial comparator, not an observed African printing-service total. ([publishsa.co.za](https://publishsa.co.za/wp-content/uploads/2025/xx.xx/South-African-Book-Publishing-Industry-Survey-2023-2024.pdf))

19. Ministry of Education - Press conference release, December 17, 2024

- Evidence informing base-year allocation inputs; displayed values and growth are calculated: The announced increase in annual NCERT textbook printing from xx.xx to xx.xx supports an educational-demand mechanism, not realized supplier receipts or the modeled forecast share. ([education.gov.in](https://www.education.gov.in/sites/upload_files/mhrd/files/PIB%20releae%20of%20the%20Press%20Conference%20held%20today.pdf))
- Evidence informing forecast-year allocation inputs; displayed values and growth are calculated: The announced increase in annual NCERT textbook printing from xx.xx to xx.xx supports an educational-demand mechanism, not realized supplier receipts or the modeled forecast share. ([education.gov.in](https://www.education.gov.in/sites/upload_files/mhrd/files/PIB%20releae%20of%20the%20Press%20Conference%20held%20today.pdf))

20. Global Connect - Ingram Content Group
    - Evidence informing base-year allocation inputs; displayed values and growth are calculated: Agreement-dependent network access does not quantify Brazilian commissions or guarantee institutional awards. ([resources.ingramcontent.com](https://resources.ingramcontent.com/publishers/global-connect))
    - Evidence informing forecast-year allocation inputs; displayed values and growth are calculated: Agreement-dependent network access does not quantify Brazilian commissions or guarantee institutional awards. ([resources.ingramcontent.com](https://resources.ingramcontent.com/publishers/global-connect))
21. Paperback and Hardcover Distribution Rights - Kindle Direct Publishing
    - Evidence informing base-year allocation inputs; displayed values and growth are calculated: The marketplace-specific physical-book distribution restriction is not evidence of zero Mexican printing and packaging demand. ([kdp.amazon.com](https://kdp.amazon.com/en_US/help/topic/G201834280))
    - Evidence informing forecast-year allocation inputs; displayed values and growth are calculated: The marketplace-specific physical-book distribution restriction is not evidence of zero Mexican printing and packaging demand. ([kdp.amazon.com](https://kdp.amazon.com/en_US/help/topic/G201834280))

10.2.3. Thermal Printing

Table 113. Global Book Printing & Packaging Services Market Size, by Thermal Printing, by Region, 2017-2040 (USD Million)

Region	2017	2024	2025	2026	2027	2032	2040	CAGR (%)
Africa	xx.xx	xx.xx	xx.xx	xx.xx	xx.xx	xx.xx	xx.xx	xx.xx
Asia-Pacific	xx.xx	xx.xx	xx.xx	xx.xx	xx.xx	xx.xx	xx.xx	xx.xx
Europe	xx.xx	xx.xx	xx.xx	xx.xx	xx.xx	xx.xx	xx.xx	xx.xx
Latin America	xx.xx	xx.xx	xx.xx	xx.xx	xx.xx	xx.xx	xx.xx	xx.xx
Middle East	xx.xx	xx.xx	xx.xx	xx.xx	xx.xx	xx.xx	xx.xx	xx.xx
North America	xx.xx	xx.xx	xx.xx	xx.xx	xx.xx	xx.xx	xx.xx	xx.xx
Total	**xx.xx**	**xx.xx**	**xx.xx**	**xx.xx**	**xx.xx**	**xx.xx**	**xx.xx**	**xx.xx**

Table 114. Global Book Printing & Packaging Services Market Size, by Thermal Printing, by Group, 2017-2040 (USD Million)

Group	2017	2024	2025	2026	2027	2032	2040	CAGR (%)
ASEAN	xx.xx	xx.xx	xx.xx	xx.xx	xx.xx	xx.xx	xx.xx	xx.xx
BRICS	xx.xx	xx.xx	xx.xx	xx.xx	xx.xx	xx.xx	xx.xx	xx.xx
European Union	xx.xx	xx.xx	xx.xx	xx.xx	xx.xx	xx.xx	xx.xx	xx.xx
G7	xx.xx	xx.xx	xx.xx	xx.xx	xx.xx	xx.xx	xx.xx	xx.xx
GCC	xx.xx	xx.xx	xx.xx	xx.xx	xx.xx	xx.xx	xx.xx	xx.xx
NATO	xx.xx	xx.xx	xx.xx	xx.xx	xx.xx	xx.xx	xx.xx	xx.xx

Table 115. Global Book Printing & Packaging Services Market Size, by Thermal Printing, by Country, 2017-2040 (USD Million)

Country	2017	2024	2025	2026	2027	2032	2040	CAGR (%)
Australia	xx.xx	xx.xx	xx.xx	xx.xx	xx.xx	xx.xx	xx.xx	xx.xx
Brazil	xx.xx	xx.xx	xx.xx	xx.xx	xx.xx	xx.xx	xx.xx	xx.xx
Canada	xx.xx	xx.xx	xx.xx	xx.xx	xx.xx	xx.xx	xx.xx	xx.xx
China	xx.xx	xx.xx	xx.xx	xx.xx	xx.xx	xx.xx	xx.xx	xx.xx
France	xx.xx	xx.xx	xx.xx	xx.xx	xx.xx	xx.xx	xx.xx	xx.xx
Germany	xx.xx	xx.xx	xx.xx	xx.xx	xx.xx	xx.xx	xx.xx	xx.xx
India	xx.xx	xx.xx	xx.xx	xx.xx	xx.xx	xx.xx	xx.xx	xx.xx
Italy	xx.xx	xx.xx	xx.xx	xx.xx	xx.xx	xx.xx	xx.xx	xx.xx
Japan	xx.xx	xx.xx	xx.xx	xx.xx	xx.xx	xx.xx	xx.xx	xx.xx
Mexico	xx.xx	xx.xx	xx.xx	xx.xx	xx.xx	xx.xx	xx.xx	xx.xx
Russia	xx.xx	xx.xx	xx.xx	xx.xx	xx.xx	xx.xx	xx.xx	xx.xx
South Korea	xx.xx	xx.xx	xx.xx	xx.xx	xx.xx	xx.xx	xx.xx	xx.xx
Spain	xx.xx	xx.xx	xx.xx	xx.xx	xx.xx	xx.xx	xx.xx	xx.xx
United Kingdom	xx.xx	xx.xx	xx.xx	xx.xx	xx.xx	xx.xx	xx.xx	xx.xx
United States	xx.xx	xx.xx	xx.xx	xx.xx	xx.xx	xx.xx	xx.xx	xx.xx
Others	xx.xx	xx.xx	xx.xx	xx.xx	xx.xx	xx.xx	xx.xx	xx.xx
Total	**xx.xx**	**xx.xx**	**xx.xx**	**xx.xx**	**xx.xx**	**xx.xx**	**xx.xx**	**xx.xx**

Sources & Evidence

1. ISO 18902:2013 - Imaging Materials: Processed Imaging Materials - Albums, Framing and Storage Materials
   · Taxonomy evidence: Dye-diffusion thermal-transfer output is distinguished from inkjet and electrophotographic output. ([iso.org](https://www.iso.org/standard/xx.xx.html))
2. DNP - DX1 Photo Book Printing Brochure, 2013
   · Taxonomy evidence: The 2013 company brochure explicitly markets thermal dye-sublimation output for bound photo books. This establishes a commercial application, not current equipment sales or 2025 printing receipts. ([dnpphoto.com](https://dnpphoto.com/Portals/xx.xx/Resources/DNP-DX1.pdf))

3. European Book Publishing Statistics 2024

- Evidence informing the 2024 market-value input; displayed series and growth include calculations: European publishers reported approximately EUR xx.xx of net book-sales revenue in 2024. The disclosed ebook and audiobook proportions inform the modeled xx.xx% physical-book revenue proportion; publisher revenue is an input, not printing-service revenue.
- Evidence informing the 2025 market-value input; displayed series and growth include calculations: The 2024 publisher-revenue and format observations provide the European demand input carried into the 2025 estimate.
- Evidence informing base-year allocation inputs; displayed values and growth are calculated: EUR xx.xx of 2024 publisher revenue and weakening physical volumes constrain the European demand weight and forecast, not directly observed service shares.
([fep-fee.eu](https://www.fep-fee.eu/European-Book-Publishing-Statistics-2024))
- Evidence informing forecast-year allocation inputs; displayed values and growth are calculated: EUR xx.xx of 2024 publisher revenue and weakening physical volumes constrain the European demand weight and forecast, not directly observed service shares.
([fep-fee.eu](https://www.fep-fee.eu/European-Book-Publishing-Statistics-2024))

4. The Global Publishing Industry in 2022

- Evidence informing the 2024 market-value input; displayed series and growth include calculations: Table xx.xx supplies country-level publishing revenues and identifies differences between retail-value, publisher-revenue, print-only and prior-year observations. Selected non-European country observations are adjusted for physical formats and period before estimating production spending.
- Evidence informing the 2025 market-value input; displayed series and growth include calculations: The selected country observations contribute to the demand pool underlying the 2025 working estimate. Nielsen retail datasets elsewhere in the publication are not used.
- Evidence informing base-year allocation inputs; displayed values and growth are calculated: Country revenue/format proxies constrain commissioning weights. ([wipo.int](https://www.wipo.int/edocs/pubdocs/en/wipo-pub-xx.xx-2023-xx.xx-en-the-global-publishing-industry-in-2022.pdf))
- Evidence informing forecast-year allocation inputs; displayed values and growth are calculated: Country revenue/format proxies constrain commissioning weights. ([wipo.int](https://www.wipo.int/edocs/pubdocs/en/wipo-pub-xx.xx-2023-xx.xx-en-the-global-publishing-industry-in-2022.pdf))
- Evidence informing base-year allocation inputs; displayed values and growth are calculated: Revenue and registration proxies constrain allocation. ([wipo.int](https://www.wipo.int/edocs/pubdocs/en/wipo-pub-xx.xx-2023-xx.xx-en-the-global-publishing-industry-in-2022.pdf))
- Evidence informing forecast-year allocation inputs; displayed values and growth are calculated: Revenue and registration proxies constrain allocation. ([wipo.int](https://www.wipo.int/edocs/pubdocs/en/wipo-pub-xx.xx-2023-xx.xx-en-the-global-publishing-industry-in-2022.pdf))
- Evidence informing base-year allocation inputs; displayed values and growth are calculated: Revenue, format and title proxies constrain allocation. ([wipo.int](https://www.wipo.int/edocs/pubdocs/en/wipo-pub-xx.xx-2023-xx.xx-en-the-global-publishing-industry-in-2022.pdf))
- Evidence informing forecast-year allocation inputs; displayed values and growth are calculated: Revenue, format and title proxies constrain allocation. ([wipo.int](https://www.wipo.int/edocs/pubdocs/en/wipo-pub-xx.xx-2023-xx.xx-en-the-global-publishing-industry-in-2022.pdf))
- Evidence informing base-year allocation inputs; displayed values and growth are calculated: Turkish revenue constrains regional commissioning scale. ([wipo.int](https://www.wipo.int/edocs/pubdocs/en/wipo-pub-xx.xx-2023-xx.xx-en-the-global-publishing-industry-in-2022.pdf))
- Evidence informing forecast-year allocation inputs; displayed values and growth are calculated: Turkish revenue constrains regional commissioning scale. ([wipo.int](https://www.wipo.int/edocs/pubdocs/en/wipo-pub-xx.xx-2023-xx.xx-en-the-global-publishing-industry-in-2022.pdf))
- Evidence informing base-year allocation inputs; displayed values and growth are calculated: Nigerian registration activity supplies a modeled-demand input. ([wipo.int](https://www.wipo.int/edocs/pubdocs/en/wipo-pub-xx.xx-2023-xx.xx-en-the-global-publishing-industry-in-2022.pdf))
- Evidence informing forecast-year allocation inputs; displayed values and growth are calculated: Nigerian registration activity supplies a modeled-demand input. ([wipo.int](https://www.wipo.int/edocs/pubdocs/en/wipo-pub-xx.xx-2023-xx.xx-en-the-global-publishing-industry-in-2022.pdf))
- Evidence informing base-year allocation inputs; displayed values and growth are calculated: Country revenue, format and registration proxies constrain allocation. ([wipo.int](https://www.wipo.int/edocs/pubdocs/en/wipo-pub-xx.xx-2023-xx.xx-en-the-global-publishing-industry-in-2022.pdf))
- Evidence informing forecast-year allocation inputs; displayed values and growth are calculated: Country revenue, format and registration proxies constrain allocation. ([wipo.int](https://www.wipo.int/edocs/pubdocs/en/wipo-pub-xx.xx-2023-xx.xx-en-the-global-publishing-industry-in-2022.pdf))

5. 2024 年新闻出版统计公报

· Evidence informing the 2024 market-value input; displayed series and growth include calculations: For 2024, the official table reports xx.xx book copies or sheets and CNY xx.xx of book-publishing revenue. These constrain the demand bridge and historical contraction, rather than directly measuring printing-service sales.

· Evidence informing the 2025 market-value input; displayed series and growth include calculations: The 2024 book-publishing observation supplies the Chinese demand primitive for the 2025 model.

· Evidence informing base-year allocation inputs; displayed values and growth are calculated: 2024 book-publishing revenue of CNY xx.xx supplies the physical-demand proxy; reported output contraction qualifies growth assumptions. ([nppa.gov.cn](https://www.nppa.gov.cn/xxgk/fdzdgknr/tjxx/xx.xx/P020251218382424228218.pdf))

· Evidence informing forecast-year allocation inputs; displayed values and growth are calculated: 2024 book-publishing revenue of CNY xx.xx supplies the physical-demand proxy; reported output contraction qualifies growth assumptions. ([nppa.gov.cn](https://www.nppa.gov.cn/xxgk/fdzdgknr/tjxx/xx.xx/P020251218382424228218.pdf))

· Evidence informing base-year allocation inputs; displayed values and growth are calculated: The Chinese book-publishing observation is a major regional demand input, distinct from all printing and packaging industry revenue. ([nppa.gov.cn](https://www.nppa.gov.cn/xxgk/fdzdgknr/tjxx/xx.xx/P020251218382424228218.pdf))

· Evidence informing forecast-year allocation inputs; displayed values and growth are calculated: The Chinese book-publishing observation is a major regional demand input, distinct from all printing and packaging industry revenue. ([nppa.gov.cn](https://www.nppa.gov.cn/xxgk/fdzdgknr/tjxx/xx.xx/P020251218382424228218.pdf))

6. Foreign Exchange Rates - G.5A Annual, January 5, 2026

· Evidence informing the 2024 market-value input; displayed series and growth include calculations: The official 2024 annual-average conversion inputs are USD xx.xx per EUR, CNY xx.xx per USD and CAD xx.xx per USD.

· Evidence informing the 2025 market-value input; displayed series and growth include calculations: The exchange-rate table establishes the conversion basis of the preceding-year demand inputs used in the 2025 estimate; subsequent effective-USD price assumptions are modeled separately.

7. Book publishing industry, 2024 - Statistics Canada

· Evidence informing the 2024 market-value input; displayed series and growth include calculations: Canadian publishers reported CAD xx.xx of print sales outside the online category and CAD xx.xx of online print sales in 2024. Their sum, rather than total operating revenue, supplies the physical-book demand input.

· Evidence informing the 2025 market-value input; displayed series and growth include calculations: Reported cost of goods sold of CAD xx.xx, up CAD xx.xx from 2022, supplies a cost-pressure cross-check, not a directly attributable printing-services total.

· Evidence informing base-year allocation inputs; displayed values and growth are calculated: CAD xx.xx plus CAD xx.xx of print sales supplies a physical-book commissioning proxy; digital growth constrains the forecast mix. ([www150.statcan.gc.ca](https://www150.statcan.gc.ca/n1/daily-quotidien/xx.xx/dq260205b-eng.pdf))

· Evidence informing forecast-year allocation inputs; displayed values and growth are calculated: CAD xx.xx plus CAD xx.xx of print sales supplies a physical-book commissioning proxy; digital growth constrains the forecast mix. ([www150.statcan.gc.ca](https://www150.statcan.gc.ca/n1/daily-quotidien/xx.xx/dq260205b-eng.pdf))

· Evidence informing base-year allocation inputs; displayed values and growth are calculated: The Canadian physical-book input contributes to the North American demand index; it is publisher revenue, not service receipts. ([www150.statcan.gc.ca](https://www150.statcan.gc.ca/n1/daily-quotidien/xx.xx/dq260205b-eng.pdf))

· Evidence informing forecast-year allocation inputs; displayed values and growth are calculated: The Canadian physical-book input contributes to the North American demand index; it is publisher revenue, not service receipts. ([www150.statcan.gc.ca](https://www150.statcan.gc.ca/n1/daily-quotidien/xx.xx/dq260205b-eng.pdf))

8. U.S. Census Bureau - Books Printing: Shipments, annual table
   - Evidence informing the 2017 market-value input; displayed series and growth include calculations: U.S. books-printing shipments were USD xx.xx in 2017; this is a national production anchor for the historical model.
   - Evidence informing the 2018 market-value input; displayed series and growth include calculations: U.S. books-printing shipments were USD xx.xx in 2018.
   - Evidence informing the 2019 market-value input; displayed series and growth include calculations: U.S. books-printing shipments were USD xx.xx in 2019.
   - Evidence informing the 2020 market-value input; displayed series and growth include calculations: U.S. books-printing shipments were USD xx.xx in 2020.
   - Evidence informing the 2021 market-value input; displayed series and growth include calculations: U.S. books-printing shipments were USD xx.xx in 2021.
   - Evidence informing the 2022 market-value input; displayed series and growth include calculations: U.S. books-printing shipments were USD xx.xx in 2022.
   - Evidence informing the 2024 market-value input; displayed series and growth include calculations: U.S. books-printing shipments were USD xx.xx in 2024. This national industrial measure is narrower than the composite global service boundary.
9. U.S. Census Bureau - Book Publishers, All Establishments: Revenue, annual table
   - Evidence informing the 2024 market-value input; displayed series and growth include calculations: The Census annual series reports USD xx.xx of U.S. book-publisher revenue for 2024. A modeled xx.xx% physical-book proportion excludes digital and other adjacent receipts.
   - Evidence informing the 2025 market-value input; displayed series and growth include calculations: The 2024 Census observation replaces an older survey-based U.S. revenue bridge in the demand pool underlying 2025.
   - Evidence informing base-year allocation inputs; displayed values and growth are calculated: The official Census revenue-series page defines the publisher-receipt measure underlying the retained U.S. input; the exact 2024 cell was not independently re-extracted. ([fred.stlouisfed.org](https://fred.stlouisfed.org/data/AIES51113RCT00US))
   - Evidence informing forecast-year allocation inputs; displayed values and growth are calculated: The official Census revenue-series page defines the publisher-receipt measure underlying the retained U.S. input; the exact 2024 cell was not independently re-extracted. ([fred.stlouisfed.org](https://fred.stlouisfed.org/data/AIES51113RCT00US))
10. Scholastic Corporation - Form 10-K for the year ended May 31, 2025
    - Evidence informing the 2024 market-value input; displayed series and growth include calculations: Scholastic's fiscal 2024 product, service, production and inventory-reserve costs were xx.xx% of revenue; postage, freight, shipping, fulfillment and other costs were xx.xx%. These broad categories constrain, but do not directly establish, eligible outsourced-service spending.
    - Evidence informing the 2025 market-value input; displayed series and growth include calculations: The corresponding fiscal 2025 proportions were xx.xx% and xx.xx%. Royalties and prepublication amortization are separately disclosed, allowing their exclusion from the service-market bridge.

11. CEWE achieves all targets in 2025 and aims to further increase revenue and earnings in 2026
    - Evidence informing the 2025 market-value input; displayed series and growth include calculations: CEWE reported xx.xx CEWE PHOTOBOOK copies in 2025 versus xx.xx in 2024, supporting a positive specialty-book volume assumption without establishing global adoption.
    - Evidence informing the 2026 market-value input; displayed series and growth include calculations: Observed 2025 photobook growth informs the specialty-demand assumption for 2026; the market value remains modeled.
    - Evidence informing the 2032 market-value input; displayed series and growth include calculations: The observed specialty-book activity is a starting condition for the forecast, not independent proof of continued growth through 2032.
    - Evidence informing the 2040 market-value input; displayed series and growth include calculations: The forecast explicitly slows specialty-demand growth after 2032; this source supplies the initial commercial observation, not the long-term growth rate.
    - Evidence informing base-year allocation inputs; displayed values and growth are calculated: Company photobook activity constrains the materiality of specialty commissions; it does not establish the modeled European specialty multiplier or continued growth through 2032. ([ir.cewe.de](https://ir.cewe.de/en/news/cewe-achieves-all-targets-in-2025-and-aims-to-further-increase-revenue-and-earnings-in/70292c17-c943-xx.xx-bd11-4323b6ce54d8))
    - Evidence informing forecast-year allocation inputs; displayed values and growth are calculated: Company photobook activity constrains the materiality of specialty commissions; it does not establish the modeled European specialty multiplier or continued growth through 2032. ([ir.cewe.de](https://ir.cewe.de/en/news/cewe-achieves-all-targets-in-2025-and-aims-to-further-increase-revenue-and-earnings-in/70292c17-c943-xx.xx-bd11-4323b6ce54d8))
12. Paperback Printing Cost - Kindle Direct Publishing
    - Evidence informing the 2025 market-value input; displayed series and growth include calculations: The inspected U.S. paperback schedule charges USD xx.xx plus USD xx.xx per page for the specified regular-trim black-ink category. It provides a contemporary commercial price comparison for the assumed USD xx.xx self-publishing production receipt, not an observed historical price or volume.
    - Evidence informing the 2026 market-value input; displayed series and growth include calculations: The schedule distinguishes printing charges from royalties and retail list prices, supporting the production-receipt boundary used in the estimate.
13. European Book Publishing Statistics 2017
    - Evidence informing the 2017 market-value input; displayed series and growth include calculations: The association's primary survey reports approximately EUR xx.xx of European net publisher revenue for 2017, constraining the pre-pandemic demand level.
14. European Book Publishing Statistics 2019
    - Evidence informing the 2018 market-value input; displayed series and growth include calculations: The association reports approximately EUR xx.xx of publisher revenue for 2018.
    - Evidence informing the 2019 market-value input; displayed series and growth include calculations: The association reports approximately EUR xx.xx for 2019 and identifies a questionnaire change that limits exact comparability with earlier observations.
15. 2021 年新闻出版产业分析报告
    - Evidence informing the 2020 market-value input; displayed series and growth include calculations: The official report's 2021 comparison identifies a substantial rebound from 2020, constraining the pandemic-recovery bridge.
    - Evidence informing the 2021 market-value input; displayed series and growth include calculations: China reported xx.xx book copies or sheets in 2021, up xx.xx%; the report also distinguishes textbook output and reprints.
16. European Book Publishing Statistics 2023
    - Evidence informing the 2022 market-value input; displayed series and growth include calculations: European net publisher revenue was approximately EUR xx.xx in 2022; the association describes paper-cost pressure and price-led growth.

17. Foreign Exchange Rates - G.5A Annual, January 5, 2026
    - Evidence informing base-year allocation inputs; displayed values and growth are calculated: Official annual-average exchange-rate methodology supports the frozen common-USD conversion convention; it does not measure service demand. ([federalreserve.gov](https://www.federalreserve.gov/releases/g5a/xx.xx/))
    - Evidence informing forecast-year allocation inputs; displayed values and growth are calculated: Official annual-average exchange-rate methodology supports the frozen common-USD conversion convention; it does not measure service demand. ([federalreserve.gov](https://www.federalreserve.gov/releases/g5a/xx.xx/))
    - Evidence informing base-year allocation inputs; displayed values and growth are calculated: The annual currency-conversion convention prevents mixing local-currency demand inputs with USD allocation weights. ([federalreserve.gov](https://www.federalreserve.gov/releases/g5a/xx.xx/))
    - Evidence informing forecast-year allocation inputs; displayed values and growth are calculated: The annual currency-conversion convention prevents mixing local-currency demand inputs with USD allocation weights. ([federalreserve.gov](https://www.federalreserve.gov/releases/g5a/xx.xx/))
18. GCC Statistical Center - Education Statistics 2024 announcement, March 23, 2026
    - Evidence informing base-year allocation inputs; displayed values and growth are calculated: Approximately xx.xx general-school pupils constrain the regional educational customer pool; national apportionment and monetization are assumed. ([gccstat.org](https://www.gccstat.org/news/xx.xx))
    - Evidence informing forecast-year allocation inputs; displayed values and growth are calculated: Approximately xx.xx general-school pupils constrain the regional educational customer pool; national apportionment and monetization are assumed. ([gccstat.org](https://www.gccstat.org/news/xx.xx))
19. South African Book Publishing Industry Survey 2023-2024
    - Evidence informing base-year allocation inputs; displayed values and growth are calculated: The transparent national publisher survey supplies a regional commercial comparator, not an observed African printing-service total. ([publishsa.co.za](https://publishsa.co.za/wp-content/uploads/2025/xx.xx/South-African-Book-Publishing-Industry-Survey-2023-2024.pdf))
    - Evidence informing forecast-year allocation inputs; displayed values and growth are calculated: The transparent national publisher survey supplies a regional commercial comparator, not an observed African printing-service total. ([publishsa.co.za](https://publishsa.co.za/wp-content/uploads/2025/xx.xx/South-African-Book-Publishing-Industry-Survey-2023-2024.pdf))
20. Ministry of Education - Press conference release, December 17, 2024
    - Evidence informing base-year allocation inputs; displayed values and growth are calculated: The announced increase in annual NCERT textbook printing from xx.xx to xx.xx supports an educational-demand mechanism, not realized supplier receipts or the modeled forecast share. ([education.gov.in](https://www.education.gov.in/sites/upload_files/mhrd/files/PIB%20releae%20of%20the%20Press%20Conference%20held%20today.pdf))
    - Evidence informing forecast-year allocation inputs; displayed values and growth are calculated: The announced increase in annual NCERT textbook printing from xx.xx to xx.xx supports an educational-demand mechanism, not realized supplier receipts or the modeled forecast share. ([education.gov.in](https://www.education.gov.in/sites/upload_files/mhrd/files/PIB%20releae%20of%20the%20Press%20Conference%20held%20today.pdf))
21. Global Connect - Ingram Content Group
    - Evidence informing base-year allocation inputs; displayed values and growth are calculated: Agreement-dependent network access does not quantify Brazilian commissions or guarantee institutional awards. ([resources.ingramcontent.com](https://resources.ingramcontent.com/publishers/global-connect))
    - Evidence informing forecast-year allocation inputs; displayed values and growth are calculated: Agreement-dependent network access does not quantify Brazilian commissions or guarantee institutional awards. ([resources.ingramcontent.com](https://resources.ingramcontent.com/publishers/global-connect))

22. Paperback and Hardcover Distribution Rights - Kindle Direct Publishing
    - Evidence informing base-year allocation inputs; displayed values and growth are calculated: The marketplace-specific physical-book distribution restriction is not evidence of zero Mexican printing and packaging demand. ([kdp.amazon.com](https://kdp.amazon.com/en_US/help/topic/G201834280))
    - Evidence informing forecast-year allocation inputs; displayed values and growth are calculated: The marketplace-specific physical-book distribution restriction is not evidence of zero Mexican printing and packaging demand. ([kdp.amazon.com](https://kdp.amazon.com/en_US/help/topic/G201834280))
23. Kodak Moments Kiosk - Kodak Alaris
    - Evidence informing base-year allocation inputs; displayed values and growth are calculated: Advertises book-capable retail kiosk equipment and a photographic-printing portfolio. Used only as a commercial-route premise for the thermal working estimate, not as evidence of thermal book-service sales, utilization or the final share.
    - Evidence informing forecast-year allocation inputs; displayed values and growth are calculated: Advertises book-capable retail kiosk equipment and a photographic-printing portfolio. Used only as a commercial-route premise for the thermal working estimate, not as evidence of thermal book-service sales, utilization or the final share.

10.3. Flexographic Printing

Table 116. Global Book Printing & Packaging Services Market Size, by Flexographic Printing, by Region, 2017-2040 (USD Million)

Region	2017	2024	2025	2026	2027	2032	2040	CAGR (%)
Africa	xx.xx	xx.xx	xx.xx	xx.xx	xx.xx	xx.xx	xx.xx	xx.xx
Asia-Pacific	xx.xx	xx.xx	xx.xx	xx.xx	xx.xx	xx.xx	xx.xx	xx.xx
Europe	xx.xx	xx.xx	xx.xx	xx.xx	xx.xx	xx.xx	xx.xx	xx.xx
Latin America	xx.xx	xx.xx	xx.xx	xx.xx	xx.xx	xx.xx	xx.xx	xx.xx
Middle East	xx.xx	xx.xx	xx.xx	xx.xx	xx.xx	xx.xx	xx.xx	xx.xx
North America	xx.xx	xx.xx	xx.xx	xx.xx	xx.xx	xx.xx	xx.xx	xx.xx
Total	**xx.xx**	**xx.xx**	**xx.xx**	**xx.xx**	**xx.xx**	**xx.xx**	**xx.xx**	**xx.xx**

Table 117. Global Book Printing & Packaging Services Market Size, by Flexographic Printing, by Group, 2017-2040 (USD Million)

Group	2017	2024	2025	2026	2027	2032	2040	CAGR (%)
ASEAN	xx.xx	xx.xx	xx.xx	xx.xx	xx.xx	xx.xx	xx.xx	xx.xx
BRICS	xx.xx	xx.xx	xx.xx	xx.xx	xx.xx	xx.xx	xx.xx	xx.xx
European Union	xx.xx	xx.xx	xx.xx	xx.xx	xx.xx	xx.xx	xx.xx	xx.xx
G7	xx.xx	xx.xx	xx.xx	xx.xx	xx.xx	xx.xx	xx.xx	xx.xx
GCC	xx.xx	xx.xx	xx.xx	xx.xx	xx.xx	xx.xx	xx.xx	xx.xx
NATO	xx.xx	xx.xx	xx.xx	xx.xx	xx.xx	xx.xx	xx.xx	xx.xx

Table 118. Global Book Printing & Packaging Services Market Size, by Flexographic Printing, by Country, 2017-2040 (USD Million)

Country	2017	2024	2025	2026	2027	2032	2040	CAGR (%)
Australia	xx.xx	xx.xx	xx.xx	xx.xx	xx.xx	xx.xx	xx.xx	xx.xx
Brazil	xx.xx	xx.xx	xx.xx	xx.xx	xx.xx	xx.xx	xx.xx	xx.xx
Canada	xx.xx	xx.xx	xx.xx	xx.xx	xx.xx	xx.xx	xx.xx	xx.xx
China	xx.xx	xx.xx	xx.xx	xx.xx	xx.xx	xx.xx	xx.xx	xx.xx
France	xx.xx	xx.xx	xx.xx	xx.xx	xx.xx	xx.xx	xx.xx	xx.xx
Germany	xx.xx	xx.xx	xx.xx	xx.xx	xx.xx	xx.xx	xx.xx	xx.xx
India	xx.xx	xx.xx	xx.xx	xx.xx	xx.xx	xx.xx	xx.xx	xx.xx
Italy	xx.xx	xx.xx	xx.xx	xx.xx	xx.xx	xx.xx	xx.xx	xx.xx
Japan	xx.xx	xx.xx	xx.xx	xx.xx	xx.xx	xx.xx	xx.xx	xx.xx
Mexico	xx.xx	xx.xx	xx.xx	xx.xx	xx.xx	xx.xx	xx.xx	xx.xx
Russia	xx.xx	xx.xx	xx.xx	xx.xx	xx.xx	xx.xx	xx.xx	xx.xx
South Korea	xx.xx	xx.xx	xx.xx	xx.xx	xx.xx	xx.xx	xx.xx	xx.xx
Spain	xx.xx	xx.xx	xx.xx	xx.xx	xx.xx	xx.xx	xx.xx	xx.xx
United Kingdom	xx.xx	xx.xx	xx.xx	xx.xx	xx.xx	xx.xx	xx.xx	xx.xx
United States	xx.xx	xx.xx	xx.xx	xx.xx	xx.xx	xx.xx	xx.xx	xx.xx
Others	xx.xx	xx.xx	xx.xx	xx.xx	xx.xx	xx.xx	xx.xx	xx.xx
Total	**xx.xx**	**xx.xx**	**xx.xx**	**xx.xx**	**xx.xx**	**xx.xx**	**xx.xx**	**xx.xx**

Sources & Evidence

1. UNSD - ISIC Rev. 4, Code 1811: Printing
   - Taxonomy evidence: Flexographic printing is explicitly distinguished as a named printing family. ([unstats.un.org](https://unstats.un.org/unsd/classifications/Econ/Detail/EN/xx.xx/xx.xx))
2. ISO/TC 130 - Guidelines for Using Print Production Standards, Version 1.0, 2019
   - Taxonomy evidence: Flexography is identified for corrugated, label, and flexible-packaging work. ([committee.iso.org](https://committee.iso.org/files/live/sites/tc130/files/Resources/Guidelines%20for%20using%20print%20production%20standards%20v1.xx.xx%xx.xx.pdf))
   - Evidence informing base-year allocation inputs; displayed values and growth are calculated: Identifies flexographic packaging applications; the book-specific spending budget and process coefficients remain modeled.
   - Evidence informing forecast-year allocation inputs; displayed values and growth are calculated: Identifies flexographic packaging applications; the book-specific spending budget and process coefficients remain modeled.

3. European Book Publishing Statistics 2024

· Evidence informing the 2024 market-value input; displayed series and growth include calculations: European publishers reported approximately EUR xx.xx of net book-sales revenue in 2024. The disclosed ebook and audiobook proportions inform the modeled xx.xx% physical-book revenue proportion; publisher revenue is an input, not printing-service revenue.

· Evidence informing the 2025 market-value input; displayed series and growth include calculations: The 2024 publisher-revenue and format observations provide the European demand input carried into the 2025 estimate.

· Evidence informing base-year allocation inputs; displayed values and growth are calculated: EUR xx.xx of 2024 publisher revenue and weakening physical volumes constrain the European demand weight and forecast, not directly observed service shares.
([fep-fee.eu](https://www.fep-fee.eu/European-Book-Publishing-Statistics-2024))

· Evidence informing forecast-year allocation inputs; displayed values and growth are calculated: EUR xx.xx of 2024 publisher revenue and weakening physical volumes constrain the European demand weight and forecast, not directly observed service shares.
([fep-fee.eu](https://www.fep-fee.eu/European-Book-Publishing-Statistics-2024))

4. The Global Publishing Industry in 2022

- Evidence informing the 2024 market-value input; displayed series and growth include calculations: Table xx.xx supplies country-level publishing revenues and identifies differences between retail-value, publisher-revenue, print-only and prior-year observations. Selected non-European country observations are adjusted for physical formats and period before estimating production spending.
- Evidence informing the 2025 market-value input; displayed series and growth include calculations: The selected country observations contribute to the demand pool underlying the 2025 working estimate. Nielsen retail datasets elsewhere in the publication are not used.
- Evidence informing base-year allocation inputs; displayed values and growth are calculated: Country revenue/format proxies constrain commissioning weights. ([wipo.int](https://www.wipo.int/edocs/pubdocs/en/wipo-pub-xx.xx-2023-xx.xx-en-the-global-publishing-industry-in-2022.pdf))
- Evidence informing forecast-year allocation inputs; displayed values and growth are calculated: Country revenue/format proxies constrain commissioning weights. ([wipo.int](https://www.wipo.int/edocs/pubdocs/en/wipo-pub-xx.xx-2023-xx.xx-en-the-global-publishing-industry-in-2022.pdf))
- Evidence informing base-year allocation inputs; displayed values and growth are calculated: Revenue and registration proxies constrain allocation. ([wipo.int](https://www.wipo.int/edocs/pubdocs/en/wipo-pub-xx.xx-2023-xx.xx-en-the-global-publishing-industry-in-2022.pdf))
- Evidence informing forecast-year allocation inputs; displayed values and growth are calculated: Revenue and registration proxies constrain allocation. ([wipo.int](https://www.wipo.int/edocs/pubdocs/en/wipo-pub-xx.xx-2023-xx.xx-en-the-global-publishing-industry-in-2022.pdf))
- Evidence informing base-year allocation inputs; displayed values and growth are calculated: Revenue, format and title proxies constrain allocation. ([wipo.int](https://www.wipo.int/edocs/pubdocs/en/wipo-pub-xx.xx-2023-xx.xx-en-the-global-publishing-industry-in-2022.pdf))
- Evidence informing forecast-year allocation inputs; displayed values and growth are calculated: Revenue, format and title proxies constrain allocation. ([wipo.int](https://www.wipo.int/edocs/pubdocs/en/wipo-pub-xx.xx-2023-xx.xx-en-the-global-publishing-industry-in-2022.pdf))
- Evidence informing base-year allocation inputs; displayed values and growth are calculated: Turkish revenue constrains regional commissioning scale. ([wipo.int](https://www.wipo.int/edocs/pubdocs/en/wipo-pub-xx.xx-2023-xx.xx-en-the-global-publishing-industry-in-2022.pdf))
- Evidence informing forecast-year allocation inputs; displayed values and growth are calculated: Turkish revenue constrains regional commissioning scale. ([wipo.int](https://www.wipo.int/edocs/pubdocs/en/wipo-pub-xx.xx-2023-xx.xx-en-the-global-publishing-industry-in-2022.pdf))
- Evidence informing base-year allocation inputs; displayed values and growth are calculated: Nigerian registration activity supplies a modeled-demand input. ([wipo.int](https://www.wipo.int/edocs/pubdocs/en/wipo-pub-xx.xx-2023-xx.xx-en-the-global-publishing-industry-in-2022.pdf))
- Evidence informing forecast-year allocation inputs; displayed values and growth are calculated: Nigerian registration activity supplies a modeled-demand input. ([wipo.int](https://www.wipo.int/edocs/pubdocs/en/wipo-pub-xx.xx-2023-xx.xx-en-the-global-publishing-industry-in-2022.pdf))
- Evidence informing base-year allocation inputs; displayed values and growth are calculated: Country revenue, format and registration proxies constrain allocation. ([wipo.int](https://www.wipo.int/edocs/pubdocs/en/wipo-pub-xx.xx-2023-xx.xx-en-the-global-publishing-industry-in-2022.pdf))
- Evidence informing forecast-year allocation inputs; displayed values and growth are calculated: Country revenue, format and registration proxies constrain allocation. ([wipo.int](https://www.wipo.int/edocs/pubdocs/en/wipo-pub-xx.xx-2023-xx.xx-en-the-global-publishing-industry-in-2022.pdf))

5. 2024 年新闻出版统计公报

· Evidence informing the 2024 market-value input; displayed series and growth include calculations: For 2024, the official table reports xx.xx book copies or sheets and CNY xx.xx of book-publishing revenue. These constrain the demand bridge and historical contraction, rather than directly measuring printing-service sales.

· Evidence informing the 2025 market-value input; displayed series and growth include calculations: The 2024 book-publishing observation supplies the Chinese demand primitive for the 2025 model.

· Evidence informing base-year allocation inputs; displayed values and growth are calculated: 2024 book-publishing revenue of CNY xx.xx supplies the physical-demand proxy; reported output contraction qualifies growth assumptions. ([nppa.gov.cn](https://www.nppa.gov.cn/xxgk/fdzdgknr/tjxx/xx.xx/P020251218382424228218.pdf))

· Evidence informing forecast-year allocation inputs; displayed values and growth are calculated: 2024 book-publishing revenue of CNY xx.xx supplies the physical-demand proxy; reported output contraction qualifies growth assumptions. ([nppa.gov.cn](https://www.nppa.gov.cn/xxgk/fdzdgknr/tjxx/xx.xx/P020251218382424228218.pdf))

· Evidence informing base-year allocation inputs; displayed values and growth are calculated: The Chinese book-publishing observation is a major regional demand input, distinct from all printing and packaging industry revenue. ([nppa.gov.cn](https://www.nppa.gov.cn/xxgk/fdzdgknr/tjxx/xx.xx/P020251218382424228218.pdf))

· Evidence informing forecast-year allocation inputs; displayed values and growth are calculated: The Chinese book-publishing observation is a major regional demand input, distinct from all printing and packaging industry revenue. ([nppa.gov.cn](https://www.nppa.gov.cn/xxgk/fdzdgknr/tjxx/xx.xx/P020251218382424228218.pdf))

6. Foreign Exchange Rates - G.5A Annual, January 5, 2026

· Evidence informing the 2024 market-value input; displayed series and growth include calculations: The official 2024 annual-average conversion inputs are USD xx.xx per EUR, CNY xx.xx per USD and CAD xx.xx per USD.

· Evidence informing the 2025 market-value input; displayed series and growth include calculations: The exchange-rate table establishes the conversion basis of the preceding-year demand inputs used in the 2025 estimate; subsequent effective-USD price assumptions are modeled separately.

7. Book publishing industry, 2024 - Statistics Canada

· Evidence informing the 2024 market-value input; displayed series and growth include calculations: Canadian publishers reported CAD xx.xx of print sales outside the online category and CAD xx.xx of online print sales in 2024. Their sum, rather than total operating revenue, supplies the physical-book demand input.

· Evidence informing the 2025 market-value input; displayed series and growth include calculations: Reported cost of goods sold of CAD xx.xx, up CAD xx.xx from 2022, supplies a cost-pressure cross-check, not a directly attributable printing-services total.

· Evidence informing base-year allocation inputs; displayed values and growth are calculated: CAD xx.xx plus CAD xx.xx of print sales supplies a physical-book commissioning proxy; digital growth constrains the forecast mix. ([www150.statcan.gc.ca](https://www150.statcan.gc.ca/n1/daily-quotidien/xx.xx/dq260205b-eng.pdf))

· Evidence informing forecast-year allocation inputs; displayed values and growth are calculated: CAD xx.xx plus CAD xx.xx of print sales supplies a physical-book commissioning proxy; digital growth constrains the forecast mix. ([www150.statcan.gc.ca](https://www150.statcan.gc.ca/n1/daily-quotidien/xx.xx/dq260205b-eng.pdf))

· Evidence informing base-year allocation inputs; displayed values and growth are calculated: The Canadian physical-book input contributes to the North American demand index; it is publisher revenue, not service receipts. ([www150.statcan.gc.ca](https://www150.statcan.gc.ca/n1/daily-quotidien/xx.xx/dq260205b-eng.pdf))

· Evidence informing forecast-year allocation inputs; displayed values and growth are calculated: The Canadian physical-book input contributes to the North American demand index; it is publisher revenue, not service receipts. ([www150.statcan.gc.ca](https://www150.statcan.gc.ca/n1/daily-quotidien/xx.xx/dq260205b-eng.pdf))

8. U.S. Census Bureau - Books Printing: Shipments, annual table
   - Evidence informing the 2017 market-value input; displayed series and growth include calculations: U.S. books-printing shipments were USD xx.xx in 2017; this is a national production anchor for the historical model.
   - Evidence informing the 2018 market-value input; displayed series and growth include calculations: U.S. books-printing shipments were USD xx.xx in 2018.
   - Evidence informing the 2019 market-value input; displayed series and growth include calculations: U.S. books-printing shipments were USD xx.xx in 2019.
   - Evidence informing the 2020 market-value input; displayed series and growth include calculations: U.S. books-printing shipments were USD xx.xx in 2020.
   - Evidence informing the 2021 market-value input; displayed series and growth include calculations: U.S. books-printing shipments were USD xx.xx in 2021.
   - Evidence informing the 2022 market-value input; displayed series and growth include calculations: U.S. books-printing shipments were USD xx.xx in 2022.
   - Evidence informing the 2024 market-value input; displayed series and growth include calculations: U.S. books-printing shipments were USD xx.xx in 2024. This national industrial measure is narrower than the composite global service boundary.
9. U.S. Census Bureau - Book Publishers, All Establishments: Revenue, annual table
   - Evidence informing the 2024 market-value input; displayed series and growth include calculations: The Census annual series reports USD xx.xx of U.S. book-publisher revenue for 2024. A modeled xx.xx% physical-book proportion excludes digital and other adjacent receipts.
   - Evidence informing the 2025 market-value input; displayed series and growth include calculations: The 2024 Census observation replaces an older survey-based U.S. revenue bridge in the demand pool underlying 2025.
   - Evidence informing base-year allocation inputs; displayed values and growth are calculated: The official Census revenue-series page defines the publisher-receipt measure underlying the retained U.S. input; the exact 2024 cell was not independently re-extracted. ([fred.stlouisfed.org](https://fred.stlouisfed.org/data/AIES51113RCT00US))
   - Evidence informing forecast-year allocation inputs; displayed values and growth are calculated: The official Census revenue-series page defines the publisher-receipt measure underlying the retained U.S. input; the exact 2024 cell was not independently re-extracted. ([fred.stlouisfed.org](https://fred.stlouisfed.org/data/AIES51113RCT00US))
10. Scholastic Corporation - Form 10-K for the year ended May 31, 2025
    - Evidence informing the 2024 market-value input; displayed series and growth include calculations: Scholastic's fiscal 2024 product, service, production and inventory-reserve costs were xx.xx% of revenue; postage, freight, shipping, fulfillment and other costs were xx.xx%. These broad categories constrain, but do not directly establish, eligible outsourced-service spending.
    - Evidence informing the 2025 market-value input; displayed series and growth include calculations: The corresponding fiscal 2025 proportions were xx.xx% and xx.xx%. Royalties and prepublication amortization are separately disclosed, allowing their exclusion from the service-market bridge.

11. CEWE achieves all targets in 2025 and aims to further increase revenue and earnings in 2026

- Evidence informing the 2025 market-value input; displayed series and growth include calculations: CEWE reported xx.xx CEWE PHOTOBOOK copies in 2025 versus xx.xx in 2024, supporting a positive specialty-book volume assumption without establishing global adoption.
- Evidence informing the 2026 market-value input; displayed series and growth include calculations: Observed 2025 photobook growth informs the specialty-demand assumption for 2026; the market value remains modeled.
- Evidence informing the 2032 market-value input; displayed series and growth include calculations: The observed specialty-book activity is a starting condition for the forecast, not independent proof of continued growth through 2032.
- Evidence informing the 2040 market-value input; displayed series and growth include calculations: The forecast explicitly slows specialty-demand growth after 2032; this source supplies the initial commercial observation, not the long-term growth rate.
- Evidence informing base-year allocation inputs; displayed values and growth are calculated: Company photobook activity constrains the materiality of specialty commissions; it does not establish the modeled European specialty multiplier or continued growth through 2032. ([ir.cewe.de](https://ir.cewe.de/en/news/cewe-achieves-all-targets-in-2025-and-aims-to-further-increase-revenue-and-earnings-in/70292c17-c943-xx.xx-bd11-4323b6ce54d8))
- Evidence informing forecast-year allocation inputs; displayed values and growth are calculated: Company photobook activity constrains the materiality of specialty commissions; it does not establish the modeled European specialty multiplier or continued growth through 2032. ([ir.cewe.de](https://ir.cewe.de/en/news/cewe-achieves-all-targets-in-2025-and-aims-to-further-increase-revenue-and-earnings-in/70292c17-c943-xx.xx-bd11-4323b6ce54d8))

12. Paperback Printing Cost - Kindle Direct Publishing

- Evidence informing the 2025 market-value input; displayed series and growth include calculations: The inspected U.S. paperback schedule charges USD xx.xx plus USD xx.xx per page for the specified regular-trim black-ink category. It provides a contemporary commercial price comparison for the assumed USD xx.xx self-publishing production receipt, not an observed historical price or volume.
- Evidence informing the 2026 market-value input; displayed series and growth include calculations: The schedule distinguishes printing charges from royalties and retail list prices, supporting the production-receipt boundary used in the estimate.

13. European Book Publishing Statistics 2017

- Evidence informing the 2017 market-value input; displayed series and growth include calculations: The association's primary survey reports approximately EUR xx.xx of European net publisher revenue for 2017, constraining the pre-pandemic demand level.

14. European Book Publishing Statistics 2019

- Evidence informing the 2018 market-value input; displayed series and growth include calculations: The association reports approximately EUR xx.xx of publisher revenue for 2018.
- Evidence informing the 2019 market-value input; displayed series and growth include calculations: The association reports approximately EUR xx.xx for 2019 and identifies a questionnaire change that limits exact comparability with earlier observations.

15. 2021 年新闻出版产业分析报告

- Evidence informing the 2020 market-value input; displayed series and growth include calculations: The official report's 2021 comparison identifies a substantial rebound from 2020, constraining the pandemic-recovery bridge.
- Evidence informing the 2021 market-value input; displayed series and growth include calculations: China reported xx.xx book copies or sheets in 2021, up xx.xx%; the report also distinguishes textbook output and reprints.

16. European Book Publishing Statistics 2023

- Evidence informing the 2022 market-value input; displayed series and growth include calculations: European net publisher revenue was approximately EUR xx.xx in 2022; the association describes paper-cost pressure and price-led growth.

17. Foreign Exchange Rates - G.5A Annual, January 5, 2026
    - Evidence informing base-year allocation inputs; displayed values and growth are calculated: Official annual-average exchange-rate methodology supports the frozen common-USD conversion convention; it does not measure service demand. ([federalreserve.gov](https://www.federalreserve.gov/releases/g5a/xx.xx/))
    - Evidence informing forecast-year allocation inputs; displayed values and growth are calculated: Official annual-average exchange-rate methodology supports the frozen common-USD conversion convention; it does not measure service demand. ([federalreserve.gov](https://www.federalreserve.gov/releases/g5a/xx.xx/))
    - Evidence informing base-year allocation inputs; displayed values and growth are calculated: The annual currency-conversion convention prevents mixing local-currency demand inputs with USD allocation weights. ([federalreserve.gov](https://www.federalreserve.gov/releases/g5a/xx.xx/))
    - Evidence informing forecast-year allocation inputs; displayed values and growth are calculated: The annual currency-conversion convention prevents mixing local-currency demand inputs with USD allocation weights. ([federalreserve.gov](https://www.federalreserve.gov/releases/g5a/xx.xx/))
18. GCC Statistical Center - Education Statistics 2024 announcement, March 23, 2026
    - Evidence informing base-year allocation inputs; displayed values and growth are calculated: Approximately xx.xx general-school pupils constrain the regional educational customer pool; national apportionment and monetization are assumed. ([gccstat.org](https://www.gccstat.org/news/xx.xx))
    - Evidence informing forecast-year allocation inputs; displayed values and growth are calculated: Approximately xx.xx general-school pupils constrain the regional educational customer pool; national apportionment and monetization are assumed. ([gccstat.org](https://www.gccstat.org/news/xx.xx))
19. South African Book Publishing Industry Survey 2023-2024
    - Evidence informing base-year allocation inputs; displayed values and growth are calculated: The transparent national publisher survey supplies a regional commercial comparator, not an observed African printing-service total. ([publishsa.co.za](https://publishsa.co.za/wp-content/uploads/2025/xx.xx/South-African-Book-Publishing-Industry-Survey-2023-2024.pdf))
    - Evidence informing forecast-year allocation inputs; displayed values and growth are calculated: The transparent national publisher survey supplies a regional commercial comparator, not an observed African printing-service total. ([publishsa.co.za](https://publishsa.co.za/wp-content/uploads/2025/xx.xx/South-African-Book-Publishing-Industry-Survey-2023-2024.pdf))
20. Ministry of Education - Press conference release, December 17, 2024
    - Evidence informing base-year allocation inputs; displayed values and growth are calculated: The announced increase in annual NCERT textbook printing from xx.xx to xx.xx supports an educational-demand mechanism, not realized supplier receipts or the modeled forecast share. ([education.gov.in](https://www.education.gov.in/sites/upload_files/mhrd/files/PIB%20releae%20of%20the%20Press%20Conference%20held%20today.pdf))
    - Evidence informing forecast-year allocation inputs; displayed values and growth are calculated: The announced increase in annual NCERT textbook printing from xx.xx to xx.xx supports an educational-demand mechanism, not realized supplier receipts or the modeled forecast share. ([education.gov.in](https://www.education.gov.in/sites/upload_files/mhrd/files/PIB%20releae%20of%20the%20Press%20Conference%20held%20today.pdf))
21. Global Connect - Ingram Content Group
    - Evidence informing base-year allocation inputs; displayed values and growth are calculated: Agreement-dependent network access does not quantify Brazilian commissions or guarantee institutional awards. ([resources.ingramcontent.com](https://resources.ingramcontent.com/publishers/global-connect))
    - Evidence informing forecast-year allocation inputs; displayed values and growth are calculated: Agreement-dependent network access does not quantify Brazilian commissions or guarantee institutional awards. ([resources.ingramcontent.com](https://resources.ingramcontent.com/publishers/global-connect))

22. Paperback and Hardcover Distribution Rights - Kindle Direct Publishing
    - Evidence informing base-year allocation inputs; displayed values and growth are calculated: The marketplace-specific physical-book distribution restriction is not evidence of zero Mexican printing and packaging demand. ([kdp.amazon.com](https://kdp.amazon.com/en_US/help/topic/G201834280))
    - Evidence informing forecast-year allocation inputs; displayed values and growth are calculated: The marketplace-specific physical-book distribution restriction is not evidence of zero Mexican printing and packaging demand. ([kdp.amazon.com](https://kdp.amazon.com/en_US/help/topic/G201834280))

10.4. Silver-Halide Photographic Printing

Table 119. Global Book Printing & Packaging Services Market Size, by Silver-Halide Photographic Printing, by Region, 2017-2040 (USD Million)

Region	2017	2024	2025	2026	2027	2032	2040	CAGR (%)
Africa	xx.xx	xx.xx	xx.xx	xx.xx	xx.xx	xx.xx	xx.xx	xx.xx
Asia-Pacific	xx.xx	xx.xx	xx.xx	xx.xx	xx.xx	xx.xx	xx.xx	xx.xx
Europe	xx.xx	xx.xx	xx.xx	xx.xx	xx.xx	xx.xx	xx.xx	xx.xx
Latin America	xx.xx	xx.xx	xx.xx	xx.xx	xx.xx	xx.xx	xx.xx	xx.xx
Middle East	xx.xx	xx.xx	xx.xx	xx.xx	xx.xx	xx.xx	xx.xx	xx.xx
North America	xx.xx	xx.xx	xx.xx	xx.xx	xx.xx	xx.xx	xx.xx	xx.xx
Total	**xx.xx**	**xx.xx**	**xx.xx**	**xx.xx**	**xx.xx**	**xx.xx**	**xx.xx**	**xx.xx**

Table 120. Global Book Printing & Packaging Services Market Size, by Silver-Halide Photographic Printing, by Group, 2017-2040 (USD Million)

Group	2017	2024	2025	2026	2027	2032	2040	CAGR (%)
ASEAN	xx.xx	xx.xx	xx.xx	xx.xx	xx.xx	xx.xx	xx.xx	xx.xx
BRICS	xx.xx	xx.xx	xx.xx	xx.xx	xx.xx	xx.xx	xx.xx	xx.xx
European Union	xx.xx	xx.xx	xx.xx	xx.xx	xx.xx	xx.xx	xx.xx	xx.xx
G7	xx.xx	xx.xx	xx.xx	xx.xx	xx.xx	xx.xx	xx.xx	xx.xx
GCC	xx.xx	xx.xx	xx.xx	xx.xx	xx.xx	xx.xx	xx.xx	xx.xx
NATO	xx.xx	xx.xx	xx.xx	xx.xx	xx.xx	xx.xx	xx.xx	xx.xx

Table 121. Global Book Printing & Packaging Services Market Size, by Silver-Halide Photographic Printing, by Country, 2017-2040 (USD Million)

Country	2017	2024	2025	2026	2027	2032	2040	CAGR (%)
Australia	xx.xx	xx.xx	xx.xx	xx.xx	xx.xx	xx.xx	xx.xx	xx.xx
Brazil	xx.xx	xx.xx	xx.xx	xx.xx	xx.xx	xx.xx	xx.xx	xx.xx
Canada	xx.xx	xx.xx	xx.xx	xx.xx	xx.xx	xx.xx	xx.xx	xx.xx
China	xx.xx	xx.xx	xx.xx	xx.xx	xx.xx	xx.xx	xx.xx	xx.xx
France	xx.xx	xx.xx	xx.xx	xx.xx	xx.xx	xx.xx	xx.xx	xx.xx
Germany	xx.xx	xx.xx	xx.xx	xx.xx	xx.xx	xx.xx	xx.xx	xx.xx
India	xx.xx	xx.xx	xx.xx	xx.xx	xx.xx	xx.xx	xx.xx	xx.xx
Italy	xx.xx	xx.xx	xx.xx	xx.xx	xx.xx	xx.xx	xx.xx	xx.xx
Japan	xx.xx	xx.xx	xx.xx	xx.xx	xx.xx	xx.xx	xx.xx	xx.xx
Mexico	xx.xx	xx.xx	xx.xx	xx.xx	xx.xx	xx.xx	xx.xx	xx.xx
Russia	xx.xx	xx.xx	xx.xx	xx.xx	xx.xx	xx.xx	xx.xx	xx.xx
South Korea	xx.xx	xx.xx	xx.xx	xx.xx	xx.xx	xx.xx	xx.xx	xx.xx
Spain	xx.xx	xx.xx	xx.xx	xx.xx	xx.xx	xx.xx	xx.xx	xx.xx
United Kingdom	xx.xx	xx.xx	xx.xx	xx.xx	xx.xx	xx.xx	xx.xx	xx.xx
United States	xx.xx	xx.xx	xx.xx	xx.xx	xx.xx	xx.xx	xx.xx	xx.xx
Others	xx.xx	xx.xx	xx.xx	xx.xx	xx.xx	xx.xx	xx.xx	xx.xx
Total	**xx.xx**	**xx.xx**	**xx.xx**	**xx.xx**	**xx.xx**	**xx.xx**	**xx.xx**	**xx.xx**

Sources & Evidence

1. ISO 18902:2013 - Imaging Materials: Processed Imaging Materials - Albums, Framing and Storage Materials

   · Taxonomy evidence: Silver-halide photographic material is identified separately from the digital-print families. ([iso.org](https://www.iso.org/standard/xx.xx.html))

2. PhotobookShop - HD Layflat Hardcover Photo Books

   · Taxonomy evidence: The inspected ordering page explicitly offers content-bearing hardcover photo books using silver-halide photographic output, corroborating an in-scope book application rather than merely loose photographic prints. ([photobookshop.com](https://www.photobookshop.com/photo-books/premium-lay-flat))

   · Evidence informing base-year allocation inputs; displayed values and growth are calculated: Offers bound silver-halide photographic books and distinguishes them from digitally printed alternatives, supporting the model's separate photographic category rather than an observed sales weight.

   · Evidence informing forecast-year allocation inputs; displayed values and growth are calculated: Offers bound silver-halide photographic books and distinguishes them from digitally printed alternatives, supporting the model's separate photographic category rather than an observed sales weight.

3. European Book Publishing Statistics 2024

- Evidence informing the 2024 market-value input; displayed series and growth include calculations: European publishers reported approximately EUR xx.xx of net book-sales revenue in 2024. The disclosed ebook and audiobook proportions inform the modeled xx.xx% physical-book revenue proportion; publisher revenue is an input, not printing-service revenue.
- Evidence informing the 2025 market-value input; displayed series and growth include calculations: The 2024 publisher-revenue and format observations provide the European demand input carried into the 2025 estimate.
- Evidence informing base-year allocation inputs; displayed values and growth are calculated: EUR xx.xx of 2024 publisher revenue and weakening physical volumes constrain the European demand weight and forecast, not directly observed service shares.
([fep-fee.eu](https://www.fep-fee.eu/European-Book-Publishing-Statistics-2024))
- Evidence informing forecast-year allocation inputs; displayed values and growth are calculated: EUR xx.xx of 2024 publisher revenue and weakening physical volumes constrain the European demand weight and forecast, not directly observed service shares.
([fep-fee.eu](https://www.fep-fee.eu/European-Book-Publishing-Statistics-2024))

4. The Global Publishing Industry in 2022

- Evidence informing the 2024 market-value input; displayed series and growth include calculations: Table xx.xx supplies country-level publishing revenues and identifies differences between retail-value, publisher-revenue, print-only and prior-year observations. Selected non-European country observations are adjusted for physical formats and period before estimating production spending.
- Evidence informing the 2025 market-value input; displayed series and growth include calculations: The selected country observations contribute to the demand pool underlying the 2025 working estimate. Nielsen retail datasets elsewhere in the publication are not used.
- Evidence informing base-year allocation inputs; displayed values and growth are calculated: Country revenue/format proxies constrain commissioning weights. ([wipo.int](https://www.wipo.int/edocs/pubdocs/en/wipo-pub-xx.xx-2023-xx.xx-en-the-global-publishing-industry-in-2022.pdf))
- Evidence informing forecast-year allocation inputs; displayed values and growth are calculated: Country revenue/format proxies constrain commissioning weights. ([wipo.int](https://www.wipo.int/edocs/pubdocs/en/wipo-pub-xx.xx-2023-xx.xx-en-the-global-publishing-industry-in-2022.pdf))
- Evidence informing base-year allocation inputs; displayed values and growth are calculated: Revenue and registration proxies constrain allocation. ([wipo.int](https://www.wipo.int/edocs/pubdocs/en/wipo-pub-xx.xx-2023-xx.xx-en-the-global-publishing-industry-in-2022.pdf))
- Evidence informing forecast-year allocation inputs; displayed values and growth are calculated: Revenue and registration proxies constrain allocation. ([wipo.int](https://www.wipo.int/edocs/pubdocs/en/wipo-pub-xx.xx-2023-xx.xx-en-the-global-publishing-industry-in-2022.pdf))
- Evidence informing base-year allocation inputs; displayed values and growth are calculated: Revenue, format and title proxies constrain allocation. ([wipo.int](https://www.wipo.int/edocs/pubdocs/en/wipo-pub-xx.xx-2023-xx.xx-en-the-global-publishing-industry-in-2022.pdf))
- Evidence informing forecast-year allocation inputs; displayed values and growth are calculated: Revenue, format and title proxies constrain allocation. ([wipo.int](https://www.wipo.int/edocs/pubdocs/en/wipo-pub-xx.xx-2023-xx.xx-en-the-global-publishing-industry-in-2022.pdf))
- Evidence informing base-year allocation inputs; displayed values and growth are calculated: Turkish revenue constrains regional commissioning scale. ([wipo.int](https://www.wipo.int/edocs/pubdocs/en/wipo-pub-xx.xx-2023-xx.xx-en-the-global-publishing-industry-in-2022.pdf))
- Evidence informing forecast-year allocation inputs; displayed values and growth are calculated: Turkish revenue constrains regional commissioning scale. ([wipo.int](https://www.wipo.int/edocs/pubdocs/en/wipo-pub-xx.xx-2023-xx.xx-en-the-global-publishing-industry-in-2022.pdf))
- Evidence informing base-year allocation inputs; displayed values and growth are calculated: Nigerian registration activity supplies a modeled-demand input. ([wipo.int](https://www.wipo.int/edocs/pubdocs/en/wipo-pub-xx.xx-2023-xx.xx-en-the-global-publishing-industry-in-2022.pdf))
- Evidence informing forecast-year allocation inputs; displayed values and growth are calculated: Nigerian registration activity supplies a modeled-demand input. ([wipo.int](https://www.wipo.int/edocs/pubdocs/en/wipo-pub-xx.xx-2023-xx.xx-en-the-global-publishing-industry-in-2022.pdf))
- Evidence informing base-year allocation inputs; displayed values and growth are calculated: Country revenue, format and registration proxies constrain allocation. ([wipo.int](https://www.wipo.int/edocs/pubdocs/en/wipo-pub-xx.xx-2023-xx.xx-en-the-global-publishing-industry-in-2022.pdf))
- Evidence informing forecast-year allocation inputs; displayed values and growth are calculated: Country revenue, format and registration proxies constrain allocation. ([wipo.int](https://www.wipo.int/edocs/pubdocs/en/wipo-pub-xx.xx-2023-xx.xx-en-the-global-publishing-industry-in-2022.pdf))

5. 2024 年新闻出版统计公报

· Evidence informing the 2024 market-value input; displayed series and growth include calculations: For 2024, the official table reports xx.xx book copies or sheets and CNY xx.xx of book-publishing revenue. These constrain the demand bridge and historical contraction, rather than directly measuring printing-service sales.

· Evidence informing the 2025 market-value input; displayed series and growth include calculations: The 2024 book-publishing observation supplies the Chinese demand primitive for the 2025 model.

· Evidence informing base-year allocation inputs; displayed values and growth are calculated: 2024 book-publishing revenue of CNY xx.xx supplies the physical-demand proxy; reported output contraction qualifies growth assumptions. ([nppa.gov.cn](https://www.nppa.gov.cn/xxgk/fdzdgknr/tjxx/xx.xx/P020251218382424228218.pdf))

· Evidence informing forecast-year allocation inputs; displayed values and growth are calculated: 2024 book-publishing revenue of CNY xx.xx supplies the physical-demand proxy; reported output contraction qualifies growth assumptions. ([nppa.gov.cn](https://www.nppa.gov.cn/xxgk/fdzdgknr/tjxx/xx.xx/P020251218382424228218.pdf))

· Evidence informing base-year allocation inputs; displayed values and growth are calculated: The Chinese book-publishing observation is a major regional demand input, distinct from all printing and packaging industry revenue. ([nppa.gov.cn](https://www.nppa.gov.cn/xxgk/fdzdgknr/tjxx/xx.xx/P020251218382424228218.pdf))

· Evidence informing forecast-year allocation inputs; displayed values and growth are calculated: The Chinese book-publishing observation is a major regional demand input, distinct from all printing and packaging industry revenue. ([nppa.gov.cn](https://www.nppa.gov.cn/xxgk/fdzdgknr/tjxx/xx.xx/P020251218382424228218.pdf))

6. Foreign Exchange Rates - G.5A Annual, January 5, 2026

· Evidence informing the 2024 market-value input; displayed series and growth include calculations: The official 2024 annual-average conversion inputs are USD xx.xx per EUR, CNY xx.xx per USD and CAD xx.xx per USD.

· Evidence informing the 2025 market-value input; displayed series and growth include calculations: The exchange-rate table establishes the conversion basis of the preceding-year demand inputs used in the 2025 estimate; subsequent effective-USD price assumptions are modeled separately.

7. Book publishing industry, 2024 - Statistics Canada

· Evidence informing the 2024 market-value input; displayed series and growth include calculations: Canadian publishers reported CAD xx.xx of print sales outside the online category and CAD xx.xx of online print sales in 2024. Their sum, rather than total operating revenue, supplies the physical-book demand input.

· Evidence informing the 2025 market-value input; displayed series and growth include calculations: Reported cost of goods sold of CAD xx.xx, up CAD xx.xx from 2022, supplies a cost-pressure cross-check, not a directly attributable printing-services total.

· Evidence informing base-year allocation inputs; displayed values and growth are calculated: CAD xx.xx plus CAD xx.xx of print sales supplies a physical-book commissioning proxy; digital growth constrains the forecast mix. ([www150.statcan.gc.ca](https://www150.statcan.gc.ca/n1/daily-quotidien/xx.xx/dq260205b-eng.pdf))

· Evidence informing forecast-year allocation inputs; displayed values and growth are calculated: CAD xx.xx plus CAD xx.xx of print sales supplies a physical-book commissioning proxy; digital growth constrains the forecast mix. ([www150.statcan.gc.ca](https://www150.statcan.gc.ca/n1/daily-quotidien/xx.xx/dq260205b-eng.pdf))

· Evidence informing base-year allocation inputs; displayed values and growth are calculated: The Canadian physical-book input contributes to the North American demand index; it is publisher revenue, not service receipts. ([www150.statcan.gc.ca](https://www150.statcan.gc.ca/n1/daily-quotidien/xx.xx/dq260205b-eng.pdf))

· Evidence informing forecast-year allocation inputs; displayed values and growth are calculated: The Canadian physical-book input contributes to the North American demand index; it is publisher revenue, not service receipts. ([www150.statcan.gc.ca](https://www150.statcan.gc.ca/n1/daily-quotidien/xx.xx/dq260205b-eng.pdf))

8. U.S. Census Bureau - Books Printing: Shipments, annual table
   - Evidence informing the 2017 market-value input; displayed series and growth include calculations: U.S. books-printing shipments were USD xx.xx in 2017; this is a national production anchor for the historical model.
   - Evidence informing the 2018 market-value input; displayed series and growth include calculations: U.S. books-printing shipments were USD xx.xx in 2018.
   - Evidence informing the 2019 market-value input; displayed series and growth include calculations: U.S. books-printing shipments were USD xx.xx in 2019.
   - Evidence informing the 2020 market-value input; displayed series and growth include calculations: U.S. books-printing shipments were USD xx.xx in 2020.
   - Evidence informing the 2021 market-value input; displayed series and growth include calculations: U.S. books-printing shipments were USD xx.xx in 2021.
   - Evidence informing the 2022 market-value input; displayed series and growth include calculations: U.S. books-printing shipments were USD xx.xx in 2022.
   - Evidence informing the 2024 market-value input; displayed series and growth include calculations: U.S. books-printing shipments were USD xx.xx in 2024. This national industrial measure is narrower than the composite global service boundary.
9. U.S. Census Bureau - Book Publishers, All Establishments: Revenue, annual table
   - Evidence informing the 2024 market-value input; displayed series and growth include calculations: The Census annual series reports USD xx.xx of U.S. book-publisher revenue for 2024. A modeled xx.xx% physical-book proportion excludes digital and other adjacent receipts.
   - Evidence informing the 2025 market-value input; displayed series and growth include calculations: The 2024 Census observation replaces an older survey-based U.S. revenue bridge in the demand pool underlying 2025.
   - Evidence informing base-year allocation inputs; displayed values and growth are calculated: The official Census revenue-series page defines the publisher-receipt measure underlying the retained U.S. input; the exact 2024 cell was not independently re-extracted. ([fred.stlouisfed.org](https://fred.stlouisfed.org/data/AIES51113RCT00US))
   - Evidence informing forecast-year allocation inputs; displayed values and growth are calculated: The official Census revenue-series page defines the publisher-receipt measure underlying the retained U.S. input; the exact 2024 cell was not independently re-extracted. ([fred.stlouisfed.org](https://fred.stlouisfed.org/data/AIES51113RCT00US))
10. Scholastic Corporation - Form 10-K for the year ended May 31, 2025
    - Evidence informing the 2024 market-value input; displayed series and growth include calculations: Scholastic's fiscal 2024 product, service, production and inventory-reserve costs were xx.xx% of revenue; postage, freight, shipping, fulfillment and other costs were xx.xx%. These broad categories constrain, but do not directly establish, eligible outsourced-service spending.
    - Evidence informing the 2025 market-value input; displayed series and growth include calculations: The corresponding fiscal 2025 proportions were xx.xx% and xx.xx%. Royalties and prepublication amortization are separately disclosed, allowing their exclusion from the service-market bridge.

11. CEWE achieves all targets in 2025 and aims to further increase revenue and earnings in 2026
    - Evidence informing the 2025 market-value input; displayed series and growth include calculations: CEWE reported xx.xx CEWE PHOTOBOOK copies in 2025 versus xx.xx in 2024, supporting a positive specialty-book volume assumption without establishing global adoption.
    - Evidence informing the 2026 market-value input; displayed series and growth include calculations: Observed 2025 photobook growth informs the specialty-demand assumption for 2026; the market value remains modeled.
    - Evidence informing the 2032 market-value input; displayed series and growth include calculations: The observed specialty-book activity is a starting condition for the forecast, not independent proof of continued growth through 2032.
    - Evidence informing the 2040 market-value input; displayed series and growth include calculations: The forecast explicitly slows specialty-demand growth after 2032; this source supplies the initial commercial observation, not the long-term growth rate.
    - Evidence informing base-year allocation inputs; displayed values and growth are calculated: Company photobook activity constrains the materiality of specialty commissions; it does not establish the modeled European specialty multiplier or continued growth through 2032. ([ir.cewe.de](https://ir.cewe.de/en/news/cewe-achieves-all-targets-in-2025-and-aims-to-further-increase-revenue-and-earnings-in/70292c17-c943-xx.xx-bd11-4323b6ce54d8))
    - Evidence informing forecast-year allocation inputs; displayed values and growth are calculated: Company photobook activity constrains the materiality of specialty commissions; it does not establish the modeled European specialty multiplier or continued growth through 2032. ([ir.cewe.de](https://ir.cewe.de/en/news/cewe-achieves-all-targets-in-2025-and-aims-to-further-increase-revenue-and-earnings-in/70292c17-c943-xx.xx-bd11-4323b6ce54d8))
    - Evidence informing base-year allocation inputs; displayed values and growth are calculated: The photobook observation constrains the shared demand pool used in the silver-halide model; it is not silver-halide output or proof of future adoption.
    - Evidence informing forecast-year allocation inputs; displayed values and growth are calculated: The photobook observation constrains the shared demand pool used in the silver-halide model; it is not silver-halide output or proof of future adoption.
12. Paperback Printing Cost - Kindle Direct Publishing
    - Evidence informing the 2025 market-value input; displayed series and growth include calculations: The inspected U.S. paperback schedule charges USD xx.xx plus USD xx.xx per page for the specified regular-trim black-ink category. It provides a contemporary commercial price comparison for the assumed USD xx.xx self-publishing production receipt, not an observed historical price or volume.
    - Evidence informing the 2026 market-value input; displayed series and growth include calculations: The schedule distinguishes printing charges from royalties and retail list prices, supporting the production-receipt boundary used in the estimate.
13. European Book Publishing Statistics 2017
    - Evidence informing the 2017 market-value input; displayed series and growth include calculations: The association's primary survey reports approximately EUR xx.xx of European net publisher revenue for 2017, constraining the pre-pandemic demand level.
14. European Book Publishing Statistics 2019
    - Evidence informing the 2018 market-value input; displayed series and growth include calculations: The association reports approximately EUR xx.xx of publisher revenue for 2018.
    - Evidence informing the 2019 market-value input; displayed series and growth include calculations: The association reports approximately EUR xx.xx for 2019 and identifies a questionnaire change that limits exact comparability with earlier observations.

15. 2021 年新闻出版产业分析报告

- Evidence informing the 2020 market-value input; displayed series and growth include calculations: The official report's 2021 comparison identifies a substantial rebound from 2020, constraining the pandemic-recovery bridge.
- Evidence informing the 2021 market-value input; displayed series and growth include calculations: China reported xx.xx book copies or sheets in 2021, up xx.xx%; the report also distinguishes textbook output and reprints.

16. European Book Publishing Statistics 2023

- Evidence informing the 2022 market-value input; displayed series and growth include calculations: European net publisher revenue was approximately EUR xx.xx in 2022; the association describes paper-cost pressure and price-led growth.

17. Foreign Exchange Rates - G.5A Annual, January 5, 2026

- Evidence informing base-year allocation inputs; displayed values and growth are calculated: Official annual-average exchange-rate methodology supports the frozen common-USD conversion convention; it does not measure service demand. ([federalreserve.gov](https://www.federalreserve.gov/releases/g5a/xx.xx/))
- Evidence informing forecast-year allocation inputs; displayed values and growth are calculated: Official annual-average exchange-rate methodology supports the frozen common-USD conversion convention; it does not measure service demand. ([federalreserve.gov](https://www.federalreserve.gov/releases/g5a/xx.xx/))
- Evidence informing base-year allocation inputs; displayed values and growth are calculated: The annual currency-conversion convention prevents mixing local-currency demand inputs with USD allocation weights. ([federalreserve.gov](https://www.federalreserve.gov/releases/g5a/xx.xx/))
- Evidence informing forecast-year allocation inputs; displayed values and growth are calculated: The annual currency-conversion convention prevents mixing local-currency demand inputs with USD allocation weights. ([federalreserve.gov](https://www.federalreserve.gov/releases/g5a/xx.xx/))

18. GCC Statistical Center - Education Statistics 2024 announcement, March 23, 2026

- Evidence informing base-year allocation inputs; displayed values and growth are calculated: Approximately xx.xx general-school pupils constrain the regional educational customer pool; national apportionment and monetization are assumed. ([gccstat.org](https://www.gccstat.org/news/xx.xx))
- Evidence informing forecast-year allocation inputs; displayed values and growth are calculated: Approximately xx.xx general-school pupils constrain the regional educational customer pool; national apportionment and monetization are assumed. ([gccstat.org](https://www.gccstat.org/news/xx.xx))

19. South African Book Publishing Industry Survey 2023-2024

- Evidence informing base-year allocation inputs; displayed values and growth are calculated: The transparent national publisher survey supplies a regional commercial comparator, not an observed African printing-service total. ([publishsa.co.za](https://publishsa.co.za/wp-content/uploads/2025/xx.xx/South-African-Book-Publishing-Industry-Survey-2023-2024.pdf))
- Evidence informing forecast-year allocation inputs; displayed values and growth are calculated: The transparent national publisher survey supplies a regional commercial comparator, not an observed African printing-service total. ([publishsa.co.za](https://publishsa.co.za/wp-content/uploads/2025/xx.xx/South-African-Book-Publishing-Industry-Survey-2023-2024.pdf))

20. Ministry of Education - Press conference release, December 17, 2024

- Evidence informing base-year allocation inputs; displayed values and growth are calculated: The announced increase in annual NCERT textbook printing from xx.xx to xx.xx supports an educational-demand mechanism, not realized supplier receipts or the modeled forecast share. ([education.gov.in](https://www.education.gov.in/sites/upload_files/mhrd/files/PIB%20releae%20of%20the%20Press%20Conference%20held%20today.pdf))
- Evidence informing forecast-year allocation inputs; displayed values and growth are calculated: The announced increase in annual NCERT textbook printing from xx.xx to xx.xx supports an educational-demand mechanism, not realized supplier receipts or the modeled forecast share. ([education.gov.in](https://www.education.gov.in/sites/upload_files/mhrd/files/PIB%20releae%20of%20the%20Press%20Conference%20held%20today.pdf))

21. Global Connect - Ingram Content Group
    - Evidence informing base-year allocation inputs; displayed values and growth are calculated: Agreement-dependent network access does not quantify Brazilian commissions or guarantee institutional awards. ([resources.ingramcontent.com](https://resources.ingramcontent.com/publishers/global-connect))
    - Evidence informing forecast-year allocation inputs; displayed values and growth are calculated: Agreement-dependent network access does not quantify Brazilian commissions or guarantee institutional awards. ([resources.ingramcontent.com](https://resources.ingramcontent.com/publishers/global-connect))
22. Paperback and Hardcover Distribution Rights - Kindle Direct Publishing
    - Evidence informing base-year allocation inputs; displayed values and growth are calculated: The marketplace-specific physical-book distribution restriction is not evidence of zero Mexican printing and packaging demand. ([kdp.amazon.com](https://kdp.amazon.com/en_US/help/topic/G201834280))
    - Evidence informing forecast-year allocation inputs; displayed values and growth are calculated: The marketplace-specific physical-book distribution restriction is not evidence of zero Mexican printing and packaging demand. ([kdp.amazon.com](https://kdp.amazon.com/en_US/help/topic/G201834280))

10.5. Screen Printing

Table 122. Global Book Printing & Packaging Services Market Size, by Screen Printing, by Region, 2017-2040 (USD Million)

Region	2017	2024	2025	2026	2027	2032	2040	CAGR (%)
Africa	xx.xx	xx.xx	xx.xx	xx.xx	xx.xx	xx.xx	xx.xx	xx.xx
Asia-Pacific	xx.xx	xx.xx	xx.xx	xx.xx	xx.xx	xx.xx	xx.xx	xx.xx
Europe	xx.xx	xx.xx	xx.xx	xx.xx	xx.xx	xx.xx	xx.xx	xx.xx
Latin America	xx.xx	xx.xx	xx.xx	xx.xx	xx.xx	xx.xx	xx.xx	xx.xx
Middle East	xx.xx	xx.xx	xx.xx	xx.xx	xx.xx	xx.xx	xx.xx	xx.xx
North America	xx.xx	xx.xx	xx.xx	xx.xx	xx.xx	xx.xx	xx.xx	xx.xx
Total	**xx.xx**	**xx.xx**	**xx.xx**	**xx.xx**	**xx.xx**	**xx.xx**	**xx.xx**	**xx.xx**

Table 123. Global Book Printing & Packaging Services Market Size, by Screen Printing, by Group, 2017-2040 (USD Million)

Group	2017	2024	2025	2026	2027	2032	2040	CAGR (%)
ASEAN	xx.xx	xx.xx	xx.xx	xx.xx	xx.xx	xx.xx	xx.xx	xx.xx
BRICS	xx.xx	xx.xx	xx.xx	xx.xx	xx.xx	xx.xx	xx.xx	xx.xx
European Union	xx.xx	xx.xx	xx.xx	xx.xx	xx.xx	xx.xx	xx.xx	xx.xx
G7	xx.xx	xx.xx	xx.xx	xx.xx	xx.xx	xx.xx	xx.xx	xx.xx
GCC	xx.xx	xx.xx	xx.xx	xx.xx	xx.xx	xx.xx	xx.xx	xx.xx
NATO	xx.xx	xx.xx	xx.xx	xx.xx	xx.xx	xx.xx	xx.xx	xx.xx

Table 124. Global Book Printing & Packaging Services Market Size, by Screen Printing, by Country, 2017-2040 (USD Million)

Country	2017	2024	2025	2026	2027	2032	2040	CAGR (%)
Australia	xx.xx	xx.xx	xx.xx	xx.xx	xx.xx	xx.xx	xx.xx	xx.xx
Brazil	xx.xx	xx.xx	xx.xx	xx.xx	xx.xx	xx.xx	xx.xx	xx.xx
Canada	xx.xx	xx.xx	xx.xx	xx.xx	xx.xx	xx.xx	xx.xx	xx.xx
China	xx.xx	xx.xx	xx.xx	xx.xx	xx.xx	xx.xx	xx.xx	xx.xx
France	xx.xx	xx.xx	xx.xx	xx.xx	xx.xx	xx.xx	xx.xx	xx.xx
Germany	xx.xx	xx.xx	xx.xx	xx.xx	xx.xx	xx.xx	xx.xx	xx.xx
India	xx.xx	xx.xx	xx.xx	xx.xx	xx.xx	xx.xx	xx.xx	xx.xx
Italy	xx.xx	xx.xx	xx.xx	xx.xx	xx.xx	xx.xx	xx.xx	xx.xx
Japan	xx.xx	xx.xx	xx.xx	xx.xx	xx.xx	xx.xx	xx.xx	xx.xx
Mexico	xx.xx	xx.xx	xx.xx	xx.xx	xx.xx	xx.xx	xx.xx	xx.xx
Russia	xx.xx	xx.xx	xx.xx	xx.xx	xx.xx	xx.xx	xx.xx	xx.xx
South Korea	xx.xx	xx.xx	xx.xx	xx.xx	xx.xx	xx.xx	xx.xx	xx.xx
Spain	xx.xx	xx.xx	xx.xx	xx.xx	xx.xx	xx.xx	xx.xx	xx.xx
United Kingdom	xx.xx	xx.xx	xx.xx	xx.xx	xx.xx	xx.xx	xx.xx	xx.xx
United States	xx.xx	xx.xx	xx.xx	xx.xx	xx.xx	xx.xx	xx.xx	xx.xx
Others	xx.xx	xx.xx	xx.xx	xx.xx	xx.xx	xx.xx	xx.xx	xx.xx
Total	**xx.xx**	**xx.xx**	**xx.xx**	**xx.xx**	**xx.xx**	**xx.xx**	**xx.xx**	**xx.xx**

Sources & Evidence

1. 2022 North American Industry Classification System - United States

   · Taxonomy evidence: Screen printing is a separate recognized printing family; this broad classification does not quantify its book-specific activity.
   ([census.gov](https://www.census.gov/naics/reference_files_tools/2022_NAICS_Manual.pdf))

2. European Book Publishing Statistics 2024

   · Evidence informing the 2024 market-value input; displayed series and growth include calculations: European publishers reported approximately EUR xx.xx of net book-sales revenue in 2024. The disclosed ebook and audiobook proportions inform the modeled xx.xx% physical-book revenue proportion; publisher revenue is an input, not printing-service revenue.

   · Evidence informing the 2025 market-value input; displayed series and growth include calculations: The 2024 publisher-revenue and format observations provide the European demand input carried into the 2025 estimate.

   · Evidence informing base-year allocation inputs; displayed values and growth are calculated: EUR xx.xx of 2024 publisher revenue and weakening physical volumes constrain the European demand weight and forecast, not directly observed service shares.
   ([fep-fee.eu](https://www.fep-fee.eu/European-Book-Publishing-Statistics-2024))

   · Evidence informing forecast-year allocation inputs; displayed values and growth are calculated: EUR xx.xx of 2024 publisher revenue and weakening physical volumes constrain the European demand weight and forecast, not directly observed service shares.
   ([fep-fee.eu](https://www.fep-fee.eu/European-Book-Publishing-Statistics-2024))

3. The Global Publishing Industry in 2022

- Evidence informing the 2024 market-value input; displayed series and growth include calculations: Table xx.xx supplies country-level publishing revenues and identifies differences between retail-value, publisher-revenue, print-only and prior-year observations. Selected non-European country observations are adjusted for physical formats and period before estimating production spending.
- Evidence informing the 2025 market-value input; displayed series and growth include calculations: The selected country observations contribute to the demand pool underlying the 2025 working estimate. Nielsen retail datasets elsewhere in the publication are not used.
- Evidence informing base-year allocation inputs; displayed values and growth are calculated: Country revenue/format proxies constrain commissioning weights. ([wipo.int](https://www.wipo.int/edocs/pubdocs/en/wipo-pub-xx.xx-2023-xx.xx-en-the-global-publishing-industry-in-2022.pdf))
- Evidence informing forecast-year allocation inputs; displayed values and growth are calculated: Country revenue/format proxies constrain commissioning weights. ([wipo.int](https://www.wipo.int/edocs/pubdocs/en/wipo-pub-xx.xx-2023-xx.xx-en-the-global-publishing-industry-in-2022.pdf))
- Evidence informing base-year allocation inputs; displayed values and growth are calculated: Revenue and registration proxies constrain allocation. ([wipo.int](https://www.wipo.int/edocs/pubdocs/en/wipo-pub-xx.xx-2023-xx.xx-en-the-global-publishing-industry-in-2022.pdf))
- Evidence informing forecast-year allocation inputs; displayed values and growth are calculated: Revenue and registration proxies constrain allocation. ([wipo.int](https://www.wipo.int/edocs/pubdocs/en/wipo-pub-xx.xx-2023-xx.xx-en-the-global-publishing-industry-in-2022.pdf))
- Evidence informing base-year allocation inputs; displayed values and growth are calculated: Revenue, format and title proxies constrain allocation. ([wipo.int](https://www.wipo.int/edocs/pubdocs/en/wipo-pub-xx.xx-2023-xx.xx-en-the-global-publishing-industry-in-2022.pdf))
- Evidence informing forecast-year allocation inputs; displayed values and growth are calculated: Revenue, format and title proxies constrain allocation. ([wipo.int](https://www.wipo.int/edocs/pubdocs/en/wipo-pub-xx.xx-2023-xx.xx-en-the-global-publishing-industry-in-2022.pdf))
- Evidence informing base-year allocation inputs; displayed values and growth are calculated: Turkish revenue constrains regional commissioning scale. ([wipo.int](https://www.wipo.int/edocs/pubdocs/en/wipo-pub-xx.xx-2023-xx.xx-en-the-global-publishing-industry-in-2022.pdf))
- Evidence informing forecast-year allocation inputs; displayed values and growth are calculated: Turkish revenue constrains regional commissioning scale. ([wipo.int](https://www.wipo.int/edocs/pubdocs/en/wipo-pub-xx.xx-2023-xx.xx-en-the-global-publishing-industry-in-2022.pdf))
- Evidence informing base-year allocation inputs; displayed values and growth are calculated: Nigerian registration activity supplies a modeled-demand input. ([wipo.int](https://www.wipo.int/edocs/pubdocs/en/wipo-pub-xx.xx-2023-xx.xx-en-the-global-publishing-industry-in-2022.pdf))
- Evidence informing forecast-year allocation inputs; displayed values and growth are calculated: Nigerian registration activity supplies a modeled-demand input. ([wipo.int](https://www.wipo.int/edocs/pubdocs/en/wipo-pub-xx.xx-2023-xx.xx-en-the-global-publishing-industry-in-2022.pdf))
- Evidence informing base-year allocation inputs; displayed values and growth are calculated: Country revenue, format and registration proxies constrain allocation. ([wipo.int](https://www.wipo.int/edocs/pubdocs/en/wipo-pub-xx.xx-2023-xx.xx-en-the-global-publishing-industry-in-2022.pdf))
- Evidence informing forecast-year allocation inputs; displayed values and growth are calculated: Country revenue, format and registration proxies constrain allocation. ([wipo.int](https://www.wipo.int/edocs/pubdocs/en/wipo-pub-xx.xx-2023-xx.xx-en-the-global-publishing-industry-in-2022.pdf))

4. 2024 年新闻出版统计公报

   · Evidence informing the 2024 market-value input; displayed series and growth include calculations: For 2024, the official table reports xx.xx book copies or sheets and CNY xx.xx of book-publishing revenue. These constrain the demand bridge and historical contraction, rather than directly measuring printing-service sales.

   · Evidence informing the 2025 market-value input; displayed series and growth include calculations: The 2024 book-publishing observation supplies the Chinese demand primitive for the 2025 model.

   · Evidence informing base-year allocation inputs; displayed values and growth are calculated: 2024 book-publishing revenue of CNY xx.xx supplies the physical-demand proxy; reported output contraction qualifies growth assumptions. ([nppa.gov.cn](https://www.nppa.gov.cn/xxgk/fdzdgknr/tjxx/xx.xx/P020251218382424228218.pdf))

   · Evidence informing forecast-year allocation inputs; displayed values and growth are calculated: 2024 book-publishing revenue of CNY xx.xx supplies the physical-demand proxy; reported output contraction qualifies growth assumptions. ([nppa.gov.cn](https://www.nppa.gov.cn/xxgk/fdzdgknr/tjxx/xx.xx/P020251218382424228218.pdf))

   · Evidence informing base-year allocation inputs; displayed values and growth are calculated: The Chinese book-publishing observation is a major regional demand input, distinct from all printing and packaging industry revenue. ([nppa.gov.cn](https://www.nppa.gov.cn/xxgk/fdzdgknr/tjxx/xx.xx/P020251218382424228218.pdf))

   · Evidence informing forecast-year allocation inputs; displayed values and growth are calculated: The Chinese book-publishing observation is a major regional demand input, distinct from all printing and packaging industry revenue. ([nppa.gov.cn](https://www.nppa.gov.cn/xxgk/fdzdgknr/tjxx/xx.xx/P020251218382424228218.pdf))

5. Foreign Exchange Rates - G.5A Annual, January 5, 2026

   · Evidence informing the 2024 market-value input; displayed series and growth include calculations: The official 2024 annual-average conversion inputs are USD xx.xx per EUR, CNY xx.xx per USD and CAD xx.xx per USD.

   · Evidence informing the 2025 market-value input; displayed series and growth include calculations: The exchange-rate table establishes the conversion basis of the preceding-year demand inputs used in the 2025 estimate; subsequent effective-USD price assumptions are modeled separately.

6. Book publishing industry, 2024 - Statistics Canada

   · Evidence informing the 2024 market-value input; displayed series and growth include calculations: Canadian publishers reported CAD xx.xx of print sales outside the online category and CAD xx.xx of online print sales in 2024. Their sum, rather than total operating revenue, supplies the physical-book demand input.

   · Evidence informing the 2025 market-value input; displayed series and growth include calculations: Reported cost of goods sold of CAD xx.xx, up CAD xx.xx from 2022, supplies a cost-pressure cross-check, not a directly attributable printing-services total.

   · Evidence informing base-year allocation inputs; displayed values and growth are calculated: CAD xx.xx plus CAD xx.xx of print sales supplies a physical-book commissioning proxy; digital growth constrains the forecast mix. ([www150.statcan.gc.ca](https://www150.statcan.gc.ca/n1/daily-quotidien/xx.xx/dq260205b-eng.pdf))

   · Evidence informing forecast-year allocation inputs; displayed values and growth are calculated: CAD xx.xx plus CAD xx.xx of print sales supplies a physical-book commissioning proxy; digital growth constrains the forecast mix. ([www150.statcan.gc.ca](https://www150.statcan.gc.ca/n1/daily-quotidien/xx.xx/dq260205b-eng.pdf))

   · Evidence informing base-year allocation inputs; displayed values and growth are calculated: The Canadian physical-book input contributes to the North American demand index; it is publisher revenue, not service receipts. ([www150.statcan.gc.ca](https://www150.statcan.gc.ca/n1/daily-quotidien/xx.xx/dq260205b-eng.pdf))

   · Evidence informing forecast-year allocation inputs; displayed values and growth are calculated: The Canadian physical-book input contributes to the North American demand index; it is publisher revenue, not service receipts. ([www150.statcan.gc.ca](https://www150.statcan.gc.ca/n1/daily-quotidien/xx.xx/dq260205b-eng.pdf))

7. U.S. Census Bureau - Books Printing: Shipments, annual table
   - Evidence informing the 2017 market-value input; displayed series and growth include calculations: U.S. books-printing shipments were USD xx.xx in 2017; this is a national production anchor for the historical model.
   - Evidence informing the 2018 market-value input; displayed series and growth include calculations: U.S. books-printing shipments were USD xx.xx in 2018.
   - Evidence informing the 2019 market-value input; displayed series and growth include calculations: U.S. books-printing shipments were USD xx.xx in 2019.
   - Evidence informing the 2020 market-value input; displayed series and growth include calculations: U.S. books-printing shipments were USD xx.xx in 2020.
   - Evidence informing the 2021 market-value input; displayed series and growth include calculations: U.S. books-printing shipments were USD xx.xx in 2021.
   - Evidence informing the 2022 market-value input; displayed series and growth include calculations: U.S. books-printing shipments were USD xx.xx in 2022.
   - Evidence informing the 2024 market-value input; displayed series and growth include calculations: U.S. books-printing shipments were USD xx.xx in 2024. This national industrial measure is narrower than the composite global service boundary.
8. U.S. Census Bureau - Book Publishers, All Establishments: Revenue, annual table
   - Evidence informing the 2024 market-value input; displayed series and growth include calculations: The Census annual series reports USD xx.xx of U.S. book-publisher revenue for 2024. A modeled xx.xx% physical-book proportion excludes digital and other adjacent receipts.
   - Evidence informing the 2025 market-value input; displayed series and growth include calculations: The 2024 Census observation replaces an older survey-based U.S. revenue bridge in the demand pool underlying 2025.
   - Evidence informing base-year allocation inputs; displayed values and growth are calculated: The official Census revenue-series page defines the publisher-receipt measure underlying the retained U.S. input; the exact 2024 cell was not independently re-extracted. ([fred.stlouisfed.org](https://fred.stlouisfed.org/data/AIES51113RCT00US))
   - Evidence informing forecast-year allocation inputs; displayed values and growth are calculated: The official Census revenue-series page defines the publisher-receipt measure underlying the retained U.S. input; the exact 2024 cell was not independently re-extracted. ([fred.stlouisfed.org](https://fred.stlouisfed.org/data/AIES51113RCT00US))
9. Scholastic Corporation - Form 10-K for the year ended May 31, 2025
   - Evidence informing the 2024 market-value input; displayed series and growth include calculations: Scholastic's fiscal 2024 product, service, production and inventory-reserve costs were xx.xx% of revenue; postage, freight, shipping, fulfillment and other costs were xx.xx%. These broad categories constrain, but do not directly establish, eligible outsourced-service spending.
   - Evidence informing the 2025 market-value input; displayed series and growth include calculations: The corresponding fiscal 2025 proportions were xx.xx% and xx.xx%. Royalties and prepublication amortization are separately disclosed, allowing their exclusion from the service-market bridge.

10. CEWE achieves all targets in 2025 and aims to further increase revenue and earnings in 2026
    - Evidence informing the 2025 market-value input; displayed series and growth include calculations: CEWE reported xx.xx CEWE PHOTOBOOK copies in 2025 versus xx.xx in 2024, supporting a positive specialty-book volume assumption without establishing global adoption.
    - Evidence informing the 2026 market-value input; displayed series and growth include calculations: Observed 2025 photobook growth informs the specialty-demand assumption for 2026; the market value remains modeled.
    - Evidence informing the 2032 market-value input; displayed series and growth include calculations: The observed specialty-book activity is a starting condition for the forecast, not independent proof of continued growth through 2032.
    - Evidence informing the 2040 market-value input; displayed series and growth include calculations: The forecast explicitly slows specialty-demand growth after 2032; this source supplies the initial commercial observation, not the long-term growth rate.
    - Evidence informing base-year allocation inputs; displayed values and growth are calculated: Company photobook activity constrains the materiality of specialty commissions; it does not establish the modeled European specialty multiplier or continued growth through 2032. ([ir.cewe.de](https://ir.cewe.de/en/news/cewe-achieves-all-targets-in-2025-and-aims-to-further-increase-revenue-and-earnings-in/70292c17-c943-xx.xx-bd11-4323b6ce54d8))
    - Evidence informing forecast-year allocation inputs; displayed values and growth are calculated: Company photobook activity constrains the materiality of specialty commissions; it does not establish the modeled European specialty multiplier or continued growth through 2032. ([ir.cewe.de](https://ir.cewe.de/en/news/cewe-achieves-all-targets-in-2025-and-aims-to-further-increase-revenue-and-earnings-in/70292c17-c943-xx.xx-bd11-4323b6ce54d8))
11. Paperback Printing Cost - Kindle Direct Publishing
    - Evidence informing the 2025 market-value input; displayed series and growth include calculations: The inspected U.S. paperback schedule charges USD xx.xx plus USD xx.xx per page for the specified regular-trim black-ink category. It provides a contemporary commercial price comparison for the assumed USD xx.xx self-publishing production receipt, not an observed historical price or volume.
    - Evidence informing the 2026 market-value input; displayed series and growth include calculations: The schedule distinguishes printing charges from royalties and retail list prices, supporting the production-receipt boundary used in the estimate.
12. European Book Publishing Statistics 2017
    - Evidence informing the 2017 market-value input; displayed series and growth include calculations: The association's primary survey reports approximately EUR xx.xx of European net publisher revenue for 2017, constraining the pre-pandemic demand level.
13. European Book Publishing Statistics 2019
    - Evidence informing the 2018 market-value input; displayed series and growth include calculations: The association reports approximately EUR xx.xx of publisher revenue for 2018.
    - Evidence informing the 2019 market-value input; displayed series and growth include calculations: The association reports approximately EUR xx.xx for 2019 and identifies a questionnaire change that limits exact comparability with earlier observations.
14. 2021 年新闻出版产业分析报告
    - Evidence informing the 2020 market-value input; displayed series and growth include calculations: The official report's 2021 comparison identifies a substantial rebound from 2020, constraining the pandemic-recovery bridge.
    - Evidence informing the 2021 market-value input; displayed series and growth include calculations: China reported xx.xx book copies or sheets in 2021, up xx.xx%; the report also distinguishes textbook output and reprints.
15. European Book Publishing Statistics 2023
    - Evidence informing the 2022 market-value input; displayed series and growth include calculations: European net publisher revenue was approximately EUR xx.xx in 2022; the association describes paper-cost pressure and price-led growth.

16. Foreign Exchange Rates - G.5A Annual, January 5, 2026
    - Evidence informing base-year allocation inputs; displayed values and growth are calculated: Official annual-average exchange-rate methodology supports the frozen common-USD conversion convention; it does not measure service demand. ([federalreserve.gov](https://www.federalreserve.gov/releases/g5a/xx.xx/))
    - Evidence informing forecast-year allocation inputs; displayed values and growth are calculated: Official annual-average exchange-rate methodology supports the frozen common-USD conversion convention; it does not measure service demand. ([federalreserve.gov](https://www.federalreserve.gov/releases/g5a/xx.xx/))
    - Evidence informing base-year allocation inputs; displayed values and growth are calculated: The annual currency-conversion convention prevents mixing local-currency demand inputs with USD allocation weights. ([federalreserve.gov](https://www.federalreserve.gov/releases/g5a/xx.xx/))
    - Evidence informing forecast-year allocation inputs; displayed values and growth are calculated: The annual currency-conversion convention prevents mixing local-currency demand inputs with USD allocation weights. ([federalreserve.gov](https://www.federalreserve.gov/releases/g5a/xx.xx/))
17. GCC Statistical Center - Education Statistics 2024 announcement, March 23, 2026
    - Evidence informing base-year allocation inputs; displayed values and growth are calculated: Approximately xx.xx general-school pupils constrain the regional educational customer pool; national apportionment and monetization are assumed. ([gccstat.org](https://www.gccstat.org/news/xx.xx))
    - Evidence informing forecast-year allocation inputs; displayed values and growth are calculated: Approximately xx.xx general-school pupils constrain the regional educational customer pool; national apportionment and monetization are assumed. ([gccstat.org](https://www.gccstat.org/news/xx.xx))
18. South African Book Publishing Industry Survey 2023-2024
    - Evidence informing base-year allocation inputs; displayed values and growth are calculated: The transparent national publisher survey supplies a regional commercial comparator, not an observed African printing-service total. ([publishsa.co.za](https://publishsa.co.za/wp-content/uploads/2025/xx.xx/South-African-Book-Publishing-Industry-Survey-2023-2024.pdf))
    - Evidence informing forecast-year allocation inputs; displayed values and growth are calculated: The transparent national publisher survey supplies a regional commercial comparator, not an observed African printing-service total. ([publishsa.co.za](https://publishsa.co.za/wp-content/uploads/2025/xx.xx/South-African-Book-Publishing-Industry-Survey-2023-2024.pdf))
19. Ministry of Education - Press conference release, December 17, 2024
    - Evidence informing base-year allocation inputs; displayed values and growth are calculated: The announced increase in annual NCERT textbook printing from xx.xx to xx.xx supports an educational-demand mechanism, not realized supplier receipts or the modeled forecast share. ([education.gov.in](https://www.education.gov.in/sites/upload_files/mhrd/files/PIB%20releae%20of%20the%20Press%20Conference%20held%20today.pdf))
    - Evidence informing forecast-year allocation inputs; displayed values and growth are calculated: The announced increase in annual NCERT textbook printing from xx.xx to xx.xx supports an educational-demand mechanism, not realized supplier receipts or the modeled forecast share. ([education.gov.in](https://www.education.gov.in/sites/upload_files/mhrd/files/PIB%20releae%20of%20the%20Press%20Conference%20held%20today.pdf))
20. Global Connect - Ingram Content Group
    - Evidence informing base-year allocation inputs; displayed values and growth are calculated: Agreement-dependent network access does not quantify Brazilian commissions or guarantee institutional awards. ([resources.ingramcontent.com](https://resources.ingramcontent.com/publishers/global-connect))
    - Evidence informing forecast-year allocation inputs; displayed values and growth are calculated: Agreement-dependent network access does not quantify Brazilian commissions or guarantee institutional awards. ([resources.ingramcontent.com](https://resources.ingramcontent.com/publishers/global-connect))

21. Paperback and Hardcover Distribution Rights - Kindle Direct Publishing
    - Evidence informing base-year allocation inputs; displayed values and growth are calculated: The marketplace-specific physical-book distribution restriction is not evidence of zero Mexican printing and packaging demand. ([kdp.amazon.com](https://kdp.amazon.com/en_US/help/topic/G201834280))
    - Evidence informing forecast-year allocation inputs; displayed values and growth are calculated: The marketplace-specific physical-book distribution restriction is not evidence of zero Mexican printing and packaging demand. ([kdp.amazon.com](https://kdp.amazon.com/en_US/help/topic/G201834280))
22. The Cormac McCarthy Collection - The Folio Society
    - Evidence informing base-year allocation inputs; displayed values and growth are calculated: Documents screen-printed cloth covers on physical book editions, supporting component-level commercial attribution. It does not measure supplier component receipts or global uptake.
    - Evidence informing forecast-year allocation inputs; displayed values and growth are calculated: Documents screen-printed cloth covers on physical book editions, supporting component-level commercial attribution. It does not measure supplier component receipts or global uptake.

10.6. Braille Embossing

Table 125. Global Book Printing & Packaging Services Market Size, by Braille Embossing, by Region, 2017-2040 (USD Million)

Region	2017	2024	2025	2026	2027	2032	2040	CAGR (%)
Africa	xx.xx	xx.xx	xx.xx	xx.xx	xx.xx	xx.xx	xx.xx	xx.xx
Asia-Pacific	xx.xx	xx.xx	xx.xx	xx.xx	xx.xx	xx.xx	xx.xx	xx.xx
Europe	xx.xx	xx.xx	xx.xx	xx.xx	xx.xx	xx.xx	xx.xx	xx.xx
Latin America	xx.xx	xx.xx	xx.xx	xx.xx	xx.xx	xx.xx	xx.xx	xx.xx
Middle East	xx.xx	xx.xx	xx.xx	xx.xx	xx.xx	xx.xx	xx.xx	xx.xx
North America	xx.xx	xx.xx	xx.xx	xx.xx	xx.xx	xx.xx	xx.xx	xx.xx
Total	**xx.xx**	**xx.xx**	**xx.xx**	**xx.xx**	**xx.xx**	**xx.xx**	**xx.xx**	**xx.xx**

Table 126. Global Book Printing & Packaging Services Market Size, by Braille Embossing, by Group, 2017-2040 (USD Million)

Group	2017	2024	2025	2026	2027	2032	2040	CAGR (%)
ASEAN	xx.xx	xx.xx	xx.xx	xx.xx	xx.xx	xx.xx	xx.xx	xx.xx
BRICS	xx.xx	xx.xx	xx.xx	xx.xx	xx.xx	xx.xx	xx.xx	xx.xx
European Union	xx.xx	xx.xx	xx.xx	xx.xx	xx.xx	xx.xx	xx.xx	xx.xx
G7	xx.xx	xx.xx	xx.xx	xx.xx	xx.xx	xx.xx	xx.xx	xx.xx
GCC	xx.xx	xx.xx	xx.xx	xx.xx	xx.xx	xx.xx	xx.xx	xx.xx
NATO	xx.xx	xx.xx	xx.xx	xx.xx	xx.xx	xx.xx	xx.xx	xx.xx

Table 127. Global Book Printing & Packaging Services Market Size, by Braille Embossing, by Country, 2017-2040 (USD Million)

Country	2017	2024	2025	2026	2027	2032	2040	CAGR (%)
Australia	xx.xx	xx.xx	xx.xx	xx.xx	xx.xx	xx.xx	xx.xx	xx.xx
Brazil	xx.xx	xx.xx	xx.xx	xx.xx	xx.xx	xx.xx	xx.xx	xx.xx
Canada	xx.xx	xx.xx	xx.xx	xx.xx	xx.xx	xx.xx	xx.xx	xx.xx
China	xx.xx	xx.xx	xx.xx	xx.xx	xx.xx	xx.xx	xx.xx	xx.xx
France	xx.xx	xx.xx	xx.xx	xx.xx	xx.xx	xx.xx	xx.xx	xx.xx
Germany	xx.xx	xx.xx	xx.xx	xx.xx	xx.xx	xx.xx	xx.xx	xx.xx
India	xx.xx	xx.xx	xx.xx	xx.xx	xx.xx	xx.xx	xx.xx	xx.xx
Italy	xx.xx	xx.xx	xx.xx	xx.xx	xx.xx	xx.xx	xx.xx	xx.xx
Japan	xx.xx	xx.xx	xx.xx	xx.xx	xx.xx	xx.xx	xx.xx	xx.xx
Mexico	xx.xx	xx.xx	xx.xx	xx.xx	xx.xx	xx.xx	xx.xx	xx.xx
Russia	xx.xx	xx.xx	xx.xx	xx.xx	xx.xx	xx.xx	xx.xx	xx.xx
South Korea	xx.xx	xx.xx	xx.xx	xx.xx	xx.xx	xx.xx	xx.xx	xx.xx
Spain	xx.xx	xx.xx	xx.xx	xx.xx	xx.xx	xx.xx	xx.xx	xx.xx
United Kingdom	xx.xx	xx.xx	xx.xx	xx.xx	xx.xx	xx.xx	xx.xx	xx.xx
United States	xx.xx	xx.xx	xx.xx	xx.xx	xx.xx	xx.xx	xx.xx	xx.xx
Others	xx.xx	xx.xx	xx.xx	xx.xx	xx.xx	xx.xx	xx.xx	xx.xx
Total	**xx.xx**	**xx.xx**	**xx.xx**	**xx.xx**	**xx.xx**	**xx.xx**	**xx.xx**	**xx.xx**

Sources & Evidence

1. Library of Congress, National Library Service - About Braille
   · Taxonomy evidence: The official library publication distinguishes duplicating/embossing copies and binding braille books, establishing a physical reproduction activity. It also identifies volunteer activity, which must not be counted as paid market receipts.
   ([loc.gov](https://www.loc.gov/nls/services-and-resources/informational-publications/about-braille/))
2. Library of Congress, National Library Service - Contract Specifications
   · Taxonomy evidence: Physical braille books appear in the library's contract-category catalog, complementing the official description of embossing activity. The linked production specifications were not used for operational details.
   ([loc.gov](https://www.loc.gov/nls/who-we-are/guidelines-and-specifications/contract-specifications/))
3. Library of Congress, National Library Service - Braille on Demand
   · Taxonomy evidence: The page provides an active public application for hard-copy braille books, supplementing category recognition without establishing commercial market size.
   ([loc.gov](https://www.loc.gov/nls/services-and-resources/braille-on-demand/))

4. European Book Publishing Statistics 2024
   - Evidence informing the 2024 market-value input; displayed series and growth include calculations: European publishers reported approximately EUR xx.xx of net book-sales revenue in 2024. The disclosed ebook and audiobook proportions inform the modeled xx.xx% physical-book revenue proportion; publisher revenue is an input, not printing-service revenue.
   - Evidence informing the 2025 market-value input; displayed series and growth include calculations: The 2024 publisher-revenue and format observations provide the European demand input carried into the 2025 estimate.
   - Evidence informing base-year allocation inputs; displayed values and growth are calculated: EUR xx.xx of 2024 publisher revenue and weakening physical volumes constrain the European demand weight and forecast, not directly observed service shares.
   ([fep-fee.eu](https://www.fep-fee.eu/European-Book-Publishing-Statistics-2024))
   - Evidence informing forecast-year allocation inputs; displayed values and growth are calculated: EUR xx.xx of 2024 publisher revenue and weakening physical volumes constrain the European demand weight and forecast, not directly observed service shares.
   ([fep-fee.eu](https://www.fep-fee.eu/European-Book-Publishing-Statistics-2024))

5. The Global Publishing Industry in 2022

- Evidence informing the 2024 market-value input; displayed series and growth include calculations: Table xx.xx supplies country-level publishing revenues and identifies differences between retail-value, publisher-revenue, print-only and prior-year observations. Selected non-European country observations are adjusted for physical formats and period before estimating production spending.
- Evidence informing the 2025 market-value input; displayed series and growth include calculations: The selected country observations contribute to the demand pool underlying the 2025 working estimate. Nielsen retail datasets elsewhere in the publication are not used.
- Evidence informing base-year allocation inputs; displayed values and growth are calculated: Country revenue/format proxies constrain commissioning weights. ([wipo.int](https://www.wipo.int/edocs/pubdocs/en/wipo-pub-xx.xx-2023-xx.xx-en-the-global-publishing-industry-in-2022.pdf))
- Evidence informing forecast-year allocation inputs; displayed values and growth are calculated: Country revenue/format proxies constrain commissioning weights. ([wipo.int](https://www.wipo.int/edocs/pubdocs/en/wipo-pub-xx.xx-2023-xx.xx-en-the-global-publishing-industry-in-2022.pdf))
- Evidence informing base-year allocation inputs; displayed values and growth are calculated: Revenue and registration proxies constrain allocation. ([wipo.int](https://www.wipo.int/edocs/pubdocs/en/wipo-pub-xx.xx-2023-xx.xx-en-the-global-publishing-industry-in-2022.pdf))
- Evidence informing forecast-year allocation inputs; displayed values and growth are calculated: Revenue and registration proxies constrain allocation. ([wipo.int](https://www.wipo.int/edocs/pubdocs/en/wipo-pub-xx.xx-2023-xx.xx-en-the-global-publishing-industry-in-2022.pdf))
- Evidence informing base-year allocation inputs; displayed values and growth are calculated: Revenue, format and title proxies constrain allocation. ([wipo.int](https://www.wipo.int/edocs/pubdocs/en/wipo-pub-xx.xx-2023-xx.xx-en-the-global-publishing-industry-in-2022.pdf))
- Evidence informing forecast-year allocation inputs; displayed values and growth are calculated: Revenue, format and title proxies constrain allocation. ([wipo.int](https://www.wipo.int/edocs/pubdocs/en/wipo-pub-xx.xx-2023-xx.xx-en-the-global-publishing-industry-in-2022.pdf))
- Evidence informing base-year allocation inputs; displayed values and growth are calculated: Turkish revenue constrains regional commissioning scale. ([wipo.int](https://www.wipo.int/edocs/pubdocs/en/wipo-pub-xx.xx-2023-xx.xx-en-the-global-publishing-industry-in-2022.pdf))
- Evidence informing forecast-year allocation inputs; displayed values and growth are calculated: Turkish revenue constrains regional commissioning scale. ([wipo.int](https://www.wipo.int/edocs/pubdocs/en/wipo-pub-xx.xx-2023-xx.xx-en-the-global-publishing-industry-in-2022.pdf))
- Evidence informing base-year allocation inputs; displayed values and growth are calculated: Nigerian registration activity supplies a modeled-demand input. ([wipo.int](https://www.wipo.int/edocs/pubdocs/en/wipo-pub-xx.xx-2023-xx.xx-en-the-global-publishing-industry-in-2022.pdf))
- Evidence informing forecast-year allocation inputs; displayed values and growth are calculated: Nigerian registration activity supplies a modeled-demand input. ([wipo.int](https://www.wipo.int/edocs/pubdocs/en/wipo-pub-xx.xx-2023-xx.xx-en-the-global-publishing-industry-in-2022.pdf))
- Evidence informing base-year allocation inputs; displayed values and growth are calculated: Country revenue, format and registration proxies constrain allocation. ([wipo.int](https://www.wipo.int/edocs/pubdocs/en/wipo-pub-xx.xx-2023-xx.xx-en-the-global-publishing-industry-in-2022.pdf))
- Evidence informing forecast-year allocation inputs; displayed values and growth are calculated: Country revenue, format and registration proxies constrain allocation. ([wipo.int](https://www.wipo.int/edocs/pubdocs/en/wipo-pub-xx.xx-2023-xx.xx-en-the-global-publishing-industry-in-2022.pdf))

6. 2024 年新闻出版统计公报

   · Evidence informing the 2024 market-value input; displayed series and growth include calculations: For 2024, the official table reports xx.xx book copies or sheets and CNY xx.xx of book-publishing revenue. These constrain the demand bridge and historical contraction, rather than directly measuring printing-service sales.

   · Evidence informing the 2025 market-value input; displayed series and growth include calculations: The 2024 book-publishing observation supplies the Chinese demand primitive for the 2025 model.

   · Evidence informing base-year allocation inputs; displayed values and growth are calculated: 2024 book-publishing revenue of CNY xx.xx supplies the physical-demand proxy; reported output contraction qualifies growth assumptions. ([nppa.gov.cn](https://www.nppa.gov.cn/xxgk/fdzdgknr/tjxx/xx.xx/P020251218382424228218.pdf))

   · Evidence informing forecast-year allocation inputs; displayed values and growth are calculated: 2024 book-publishing revenue of CNY xx.xx supplies the physical-demand proxy; reported output contraction qualifies growth assumptions. ([nppa.gov.cn](https://www.nppa.gov.cn/xxgk/fdzdgknr/tjxx/xx.xx/P020251218382424228218.pdf))

   · Evidence informing base-year allocation inputs; displayed values and growth are calculated: The Chinese book-publishing observation is a major regional demand input, distinct from all printing and packaging industry revenue. ([nppa.gov.cn](https://www.nppa.gov.cn/xxgk/fdzdgknr/tjxx/xx.xx/P020251218382424228218.pdf))

   · Evidence informing forecast-year allocation inputs; displayed values and growth are calculated: The Chinese book-publishing observation is a major regional demand input, distinct from all printing and packaging industry revenue. ([nppa.gov.cn](https://www.nppa.gov.cn/xxgk/fdzdgknr/tjxx/xx.xx/P020251218382424228218.pdf))

7. Foreign Exchange Rates - G.5A Annual, January 5, 2026

   · Evidence informing the 2024 market-value input; displayed series and growth include calculations: The official 2024 annual-average conversion inputs are USD xx.xx per EUR, CNY xx.xx per USD and CAD xx.xx per USD.

   · Evidence informing the 2025 market-value input; displayed series and growth include calculations: The exchange-rate table establishes the conversion basis of the preceding-year demand inputs used in the 2025 estimate; subsequent effective-USD price assumptions are modeled separately.

8. Book publishing industry, 2024 - Statistics Canada

   · Evidence informing the 2024 market-value input; displayed series and growth include calculations: Canadian publishers reported CAD xx.xx of print sales outside the online category and CAD xx.xx of online print sales in 2024. Their sum, rather than total operating revenue, supplies the physical-book demand input.

   · Evidence informing the 2025 market-value input; displayed series and growth include calculations: Reported cost of goods sold of CAD xx.xx, up CAD xx.xx from 2022, supplies a cost-pressure cross-check, not a directly attributable printing-services total.

   · Evidence informing base-year allocation inputs; displayed values and growth are calculated: CAD xx.xx plus CAD xx.xx of print sales supplies a physical-book commissioning proxy; digital growth constrains the forecast mix. ([www150.statcan.gc.ca](https://www150.statcan.gc.ca/n1/daily-quotidien/xx.xx/dq260205b-eng.pdf))

   · Evidence informing forecast-year allocation inputs; displayed values and growth are calculated: CAD xx.xx plus CAD xx.xx of print sales supplies a physical-book commissioning proxy; digital growth constrains the forecast mix. ([www150.statcan.gc.ca](https://www150.statcan.gc.ca/n1/daily-quotidien/xx.xx/dq260205b-eng.pdf))

   · Evidence informing base-year allocation inputs; displayed values and growth are calculated: The Canadian physical-book input contributes to the North American demand index; it is publisher revenue, not service receipts. ([www150.statcan.gc.ca](https://www150.statcan.gc.ca/n1/daily-quotidien/xx.xx/dq260205b-eng.pdf))

   · Evidence informing forecast-year allocation inputs; displayed values and growth are calculated: The Canadian physical-book input contributes to the North American demand index; it is publisher revenue, not service receipts. ([www150.statcan.gc.ca](https://www150.statcan.gc.ca/n1/daily-quotidien/xx.xx/dq260205b-eng.pdf))

9. U.S. Census Bureau - Books Printing: Shipments, annual table
   - Evidence informing the 2017 market-value input; displayed series and growth include calculations: U.S. books-printing shipments were USD xx.xx in 2017; this is a national production anchor for the historical model.
   - Evidence informing the 2018 market-value input; displayed series and growth include calculations: U.S. books-printing shipments were USD xx.xx in 2018.
   - Evidence informing the 2019 market-value input; displayed series and growth include calculations: U.S. books-printing shipments were USD xx.xx in 2019.
   - Evidence informing the 2020 market-value input; displayed series and growth include calculations: U.S. books-printing shipments were USD xx.xx in 2020.
   - Evidence informing the 2021 market-value input; displayed series and growth include calculations: U.S. books-printing shipments were USD xx.xx in 2021.
   - Evidence informing the 2022 market-value input; displayed series and growth include calculations: U.S. books-printing shipments were USD xx.xx in 2022.
   - Evidence informing the 2024 market-value input; displayed series and growth include calculations: U.S. books-printing shipments were USD xx.xx in 2024. This national industrial measure is narrower than the composite global service boundary.
10. U.S. Census Bureau - Book Publishers, All Establishments: Revenue, annual table
   - Evidence informing the 2024 market-value input; displayed series and growth include calculations: The Census annual series reports USD xx.xx of U.S. book-publisher revenue for 2024. A modeled xx.xx% physical-book proportion excludes digital and other adjacent receipts.
   - Evidence informing the 2025 market-value input; displayed series and growth include calculations: The 2024 Census observation replaces an older survey-based U.S. revenue bridge in the demand pool underlying 2025.
   - Evidence informing base-year allocation inputs; displayed values and growth are calculated: The official Census revenue-series page defines the publisher-receipt measure underlying the retained U.S. input; the exact 2024 cell was not independently re-extracted. ([fred.stlouisfed.org](https://fred.stlouisfed.org/data/AIES51113RCT00US))
   - Evidence informing forecast-year allocation inputs; displayed values and growth are calculated: The official Census revenue-series page defines the publisher-receipt measure underlying the retained U.S. input; the exact 2024 cell was not independently re-extracted. ([fred.stlouisfed.org](https://fred.stlouisfed.org/data/AIES51113RCT00US))
11. Scholastic Corporation - Form 10-K for the year ended May 31, 2025
   - Evidence informing the 2024 market-value input; displayed series and growth include calculations: Scholastic's fiscal 2024 product, service, production and inventory-reserve costs were xx.xx% of revenue; postage, freight, shipping, fulfillment and other costs were xx.xx%. These broad categories constrain, but do not directly establish, eligible outsourced-service spending.
   - Evidence informing the 2025 market-value input; displayed series and growth include calculations: The corresponding fiscal 2025 proportions were xx.xx% and xx.xx%. Royalties and prepublication amortization are separately disclosed, allowing their exclusion from the service-market bridge.

12. CEWE achieves all targets in 2025 and aims to further increase revenue and earnings in 2026
    - Evidence informing the 2025 market-value input; displayed series and growth include calculations: CEWE reported xx.xx CEWE PHOTOBOOK copies in 2025 versus xx.xx in 2024, supporting a positive specialty-book volume assumption without establishing global adoption.
    - Evidence informing the 2026 market-value input; displayed series and growth include calculations: Observed 2025 photobook growth informs the specialty-demand assumption for 2026; the market value remains modeled.
    - Evidence informing the 2032 market-value input; displayed series and growth include calculations: The observed specialty-book activity is a starting condition for the forecast, not independent proof of continued growth through 2032.
    - Evidence informing the 2040 market-value input; displayed series and growth include calculations: The forecast explicitly slows specialty-demand growth after 2032; this source supplies the initial commercial observation, not the long-term growth rate.
    - Evidence informing base-year allocation inputs; displayed values and growth are calculated: Company photobook activity constrains the materiality of specialty commissions; it does not establish the modeled European specialty multiplier or continued growth through 2032. ([ir.cewe.de](https://ir.cewe.de/en/news/cewe-achieves-all-targets-in-2025-and-aims-to-further-increase-revenue-and-earnings-in/70292c17-c943-xx.xx-bd11-4323b6ce54d8))
    - Evidence informing forecast-year allocation inputs; displayed values and growth are calculated: Company photobook activity constrains the materiality of specialty commissions; it does not establish the modeled European specialty multiplier or continued growth through 2032. ([ir.cewe.de](https://ir.cewe.de/en/news/cewe-achieves-all-targets-in-2025-and-aims-to-further-increase-revenue-and-earnings-in/70292c17-c943-xx.xx-bd11-4323b6ce54d8))
13. Paperback Printing Cost - Kindle Direct Publishing
    - Evidence informing the 2025 market-value input; displayed series and growth include calculations: The inspected U.S. paperback schedule charges USD xx.xx plus USD xx.xx per page for the specified regular-trim black-ink category. It provides a contemporary commercial price comparison for the assumed USD xx.xx self-publishing production receipt, not an observed historical price or volume.
    - Evidence informing the 2026 market-value input; displayed series and growth include calculations: The schedule distinguishes printing charges from royalties and retail list prices, supporting the production-receipt boundary used in the estimate.
14. European Book Publishing Statistics 2017
    - Evidence informing the 2017 market-value input; displayed series and growth include calculations: The association's primary survey reports approximately EUR xx.xx of European net publisher revenue for 2017, constraining the pre-pandemic demand level.
15. European Book Publishing Statistics 2019
    - Evidence informing the 2018 market-value input; displayed series and growth include calculations: The association reports approximately EUR xx.xx of publisher revenue for 2018.
    - Evidence informing the 2019 market-value input; displayed series and growth include calculations: The association reports approximately EUR xx.xx for 2019 and identifies a questionnaire change that limits exact comparability with earlier observations.
16. 2021 年新闻出版产业分析报告
    - Evidence informing the 2020 market-value input; displayed series and growth include calculations: The official report's 2021 comparison identifies a substantial rebound from 2020, constraining the pandemic-recovery bridge.
    - Evidence informing the 2021 market-value input; displayed series and growth include calculations: China reported xx.xx book copies or sheets in 2021, up xx.xx%; the report also distinguishes textbook output and reprints.
17. European Book Publishing Statistics 2023
    - Evidence informing the 2022 market-value input; displayed series and growth include calculations: European net publisher revenue was approximately EUR xx.xx in 2022; the association describes paper-cost pressure and price-led growth.

18. Foreign Exchange Rates - G.5A Annual, January 5, 2026
    - Evidence informing base-year allocation inputs; displayed values and growth are calculated: Official annual-average exchange-rate methodology supports the frozen common-USD conversion convention; it does not measure service demand. ([federalreserve.gov](https://www.federalreserve.gov/releases/g5a/xx.xx/))
    - Evidence informing forecast-year allocation inputs; displayed values and growth are calculated: Official annual-average exchange-rate methodology supports the frozen common-USD conversion convention; it does not measure service demand. ([federalreserve.gov](https://www.federalreserve.gov/releases/g5a/xx.xx/))
    - Evidence informing base-year allocation inputs; displayed values and growth are calculated: The annual currency-conversion convention prevents mixing local-currency demand inputs with USD allocation weights. ([federalreserve.gov](https://www.federalreserve.gov/releases/g5a/xx.xx/))
    - Evidence informing forecast-year allocation inputs; displayed values and growth are calculated: The annual currency-conversion convention prevents mixing local-currency demand inputs with USD allocation weights. ([federalreserve.gov](https://www.federalreserve.gov/releases/g5a/xx.xx/))
19. GCC Statistical Center - Education Statistics 2024 announcement, March 23, 2026
    - Evidence informing base-year allocation inputs; displayed values and growth are calculated: Approximately xx.xx general-school pupils constrain the regional educational customer pool; national apportionment and monetization are assumed. ([gccstat.org](https://www.gccstat.org/news/xx.xx))
    - Evidence informing forecast-year allocation inputs; displayed values and growth are calculated: Approximately xx.xx general-school pupils constrain the regional educational customer pool; national apportionment and monetization are assumed. ([gccstat.org](https://www.gccstat.org/news/xx.xx))
20. South African Book Publishing Industry Survey 2023-2024
    - Evidence informing base-year allocation inputs; displayed values and growth are calculated: The transparent national publisher survey supplies a regional commercial comparator, not an observed African printing-service total. ([publishsa.co.za](https://publishsa.co.za/wp-content/uploads/2025/xx.xx/South-African-Book-Publishing-Industry-Survey-2023-2024.pdf))
    - Evidence informing forecast-year allocation inputs; displayed values and growth are calculated: The transparent national publisher survey supplies a regional commercial comparator, not an observed African printing-service total. ([publishsa.co.za](https://publishsa.co.za/wp-content/uploads/2025/xx.xx/South-African-Book-Publishing-Industry-Survey-2023-2024.pdf))
21. Ministry of Education - Press conference release, December 17, 2024
    - Evidence informing base-year allocation inputs; displayed values and growth are calculated: The announced increase in annual NCERT textbook printing from xx.xx to xx.xx supports an educational-demand mechanism, not realized supplier receipts or the modeled forecast share. ([education.gov.in](https://www.education.gov.in/sites/upload_files/mhrd/files/PIB%20releae%20of%20the%20Press%20Conference%20held%20today.pdf))
    - Evidence informing forecast-year allocation inputs; displayed values and growth are calculated: The announced increase in annual NCERT textbook printing from xx.xx to xx.xx supports an educational-demand mechanism, not realized supplier receipts or the modeled forecast share. ([education.gov.in](https://www.education.gov.in/sites/upload_files/mhrd/files/PIB%20releae%20of%20the%20Press%20Conference%20held%20today.pdf))
22. Global Connect - Ingram Content Group
    - Evidence informing base-year allocation inputs; displayed values and growth are calculated: Agreement-dependent network access does not quantify Brazilian commissions or guarantee institutional awards. ([resources.ingramcontent.com](https://resources.ingramcontent.com/publishers/global-connect))
    - Evidence informing forecast-year allocation inputs; displayed values and growth are calculated: Agreement-dependent network access does not quantify Brazilian commissions or guarantee institutional awards. ([resources.ingramcontent.com](https://resources.ingramcontent.com/publishers/global-connect))

23. Paperback and Hardcover Distribution Rights - Kindle Direct Publishing
    - Evidence informing base-year allocation inputs; displayed values and growth are calculated: The marketplace-specific physical-book distribution restriction is not evidence of zero Mexican printing and packaging demand. ([kdp.amazon.com](https://kdp.amazon.com/en_US/help/topic/G201834280))
    - Evidence informing forecast-year allocation inputs; displayed values and growth are calculated: The marketplace-specific physical-book distribution restriction is not evidence of zero Mexican printing and packaging demand. ([kdp.amazon.com](https://kdp.amazon.com/en_US/help/topic/G201834280))
24. American Printing House - 2024 Annual Report
    - Evidence informing base-year allocation inputs; displayed values and growth are calculated: Fiscal 2024 product sales were USD xx.xx; braille publications represented xx.xx% of product sales; xx.xx braille volumes were produced. These inputs constrain an adjusted production-realization proxy, not a global market share.
    - Evidence informing base-year allocation inputs; displayed values and growth are calculated: The decline from xx.xx braille volumes in 2022 qualifies a uniform physical-demand growth assumption and informs the slower relative forecast activity weight.
    - Evidence informing forecast-year allocation inputs; displayed values and growth are calculated: Fiscal 2024 product sales were USD xx.xx; braille publications represented xx.xx% of product sales; xx.xx braille volumes were produced. These inputs constrain an adjusted production-realization proxy, not a global market share.
    - Evidence informing forecast-year allocation inputs; displayed values and growth are calculated: The decline from xx.xx braille volumes in 2022 qualifies a uniform physical-demand growth assumption and informs the slower relative forecast activity weight.

10.7. Gravure Printing

Table 128. Global Book Printing & Packaging Services Market Size, by Gravure Printing, by Region, 2017-2040 (USD Million)

Region	2017	2024	2025	2026	2027	2032	2040	CAGR (%)
Africa	xx.xx	xx.xx	xx.xx	xx.xx	xx.xx	xx.xx	xx.xx	xx.xx
Asia-Pacific	xx.xx	xx.xx	xx.xx	xx.xx	xx.xx	xx.xx	xx.xx	xx.xx
Europe	xx.xx	xx.xx	xx.xx	xx.xx	xx.xx	xx.xx	xx.xx	xx.xx
Latin America	xx.xx	xx.xx	xx.xx	xx.xx	xx.xx	xx.xx	xx.xx	xx.xx
Middle East	xx.xx	xx.xx	xx.xx	xx.xx	xx.xx	xx.xx	xx.xx	xx.xx
North America	xx.xx	xx.xx	xx.xx	xx.xx	xx.xx	xx.xx	xx.xx	xx.xx
Total	**xx.xx**	**xx.xx**	**xx.xx**	**xx.xx**	**xx.xx**	**xx.xx**	**xx.xx**	**xx.xx**

Table 129. Global Book Printing & Packaging Services Market Size, by Gravure Printing, by Group, 2017-2040 (USD Million)

Group	2017	2024	2025	2026	2027	2032	2040	CAGR (%)
ASEAN	xx.xx	xx.xx	xx.xx	xx.xx	xx.xx	xx.xx	xx.xx	xx.xx
BRICS	xx.xx	xx.xx	xx.xx	xx.xx	xx.xx	xx.xx	xx.xx	xx.xx
European Union	xx.xx	xx.xx	xx.xx	xx.xx	xx.xx	xx.xx	xx.xx	xx.xx
G7	xx.xx	xx.xx	xx.xx	xx.xx	xx.xx	xx.xx	xx.xx	xx.xx
GCC	xx.xx	xx.xx	xx.xx	xx.xx	xx.xx	xx.xx	xx.xx	xx.xx
NATO	xx.xx	xx.xx	xx.xx	xx.xx	xx.xx	xx.xx	xx.xx	xx.xx

Table 130. Global Book Printing & Packaging Services Market Size, by Gravure Printing, by Country, 2017-2040 (USD Million)

Country	2017	2024	2025	2026	2027	2032	2040	CAGR (%)
Australia	xx.xx	xx.xx	xx.xx	xx.xx	xx.xx	xx.xx	xx.xx	xx.xx
Brazil	xx.xx	xx.xx	xx.xx	xx.xx	xx.xx	xx.xx	xx.xx	xx.xx
Canada	xx.xx	xx.xx	xx.xx	xx.xx	xx.xx	xx.xx	xx.xx	xx.xx
China	xx.xx	xx.xx	xx.xx	xx.xx	xx.xx	xx.xx	xx.xx	xx.xx
France	xx.xx	xx.xx	xx.xx	xx.xx	xx.xx	xx.xx	xx.xx	xx.xx
Germany	xx.xx	xx.xx	xx.xx	xx.xx	xx.xx	xx.xx	xx.xx	xx.xx
India	xx.xx	xx.xx	xx.xx	xx.xx	xx.xx	xx.xx	xx.xx	xx.xx
Italy	xx.xx	xx.xx	xx.xx	xx.xx	xx.xx	xx.xx	xx.xx	xx.xx
Japan	xx.xx	xx.xx	xx.xx	xx.xx	xx.xx	xx.xx	xx.xx	xx.xx
Mexico	xx.xx	xx.xx	xx.xx	xx.xx	xx.xx	xx.xx	xx.xx	xx.xx
Russia	xx.xx	xx.xx	xx.xx	xx.xx	xx.xx	xx.xx	xx.xx	xx.xx
South Korea	xx.xx	xx.xx	xx.xx	xx.xx	xx.xx	xx.xx	xx.xx	xx.xx
Spain	xx.xx	xx.xx	xx.xx	xx.xx	xx.xx	xx.xx	xx.xx	xx.xx
United Kingdom	xx.xx	xx.xx	xx.xx	xx.xx	xx.xx	xx.xx	xx.xx	xx.xx
United States	xx.xx	xx.xx	xx.xx	xx.xx	xx.xx	xx.xx	xx.xx	xx.xx
Others	xx.xx	xx.xx	xx.xx	xx.xx	xx.xx	xx.xx	xx.xx	xx.xx
Total	**xx.xx**	**xx.xx**	**xx.xx**	**xx.xx**	**xx.xx**	**xx.xx**	**xx.xx**	**xx.xx**

Sources & Evidence

1. UNSD - ISIC Rev. 4, Code 1811: Printing
   - Taxonomy evidence: Photogravure is a named printing family in the class covering books and printed publications. ([unstats.un.org](https://unstats.un.org/unsd/classifications/Econ/Detail/EN/xx.xx/xx.xx))

2. ISO/TC 130 - Guidelines for Using Print Production Standards, Version 1.0, 2019
   - Taxonomy evidence: Gravure is identified as a packaging-printing family. ([committee.iso.org](https://committee.iso.org/files/live/sites/tc130/files/Resources/Guidelines%20for%20using%20print%20production%20standards%20v1.xx.xx%xx.xx.pdf))
   - Evidence informing base-year allocation inputs; displayed values and growth are calculated: Distinguishes packaging use cases and printing processes, supporting allocation of gravure to book-associated components rather than the full value of a book.
   - Evidence informing forecast-year allocation inputs; displayed values and growth are calculated: Distinguishes packaging use cases and printing processes, supporting allocation of gravure to book-associated components rather than the full value of a book.
3. European Book Publishing Statistics 2024
   - Evidence informing the 2024 market-value input; displayed series and growth include calculations: European publishers reported approximately EUR xx.xx of net book-sales revenue in 2024. The disclosed ebook and audiobook proportions inform the modeled xx.xx% physical-book revenue proportion; publisher revenue is an input, not printing-service revenue.
   - Evidence informing the 2025 market-value input; displayed series and growth include calculations: The 2024 publisher-revenue and format observations provide the European demand input carried into the 2025 estimate.
   - Evidence informing base-year allocation inputs; displayed values and growth are calculated: EUR xx.xx of 2024 publisher revenue and weakening physical volumes constrain the European demand weight and forecast, not directly observed service shares. ([fep-fee.eu](https://www.fep-fee.eu/European-Book-Publishing-Statistics-2024))
   - Evidence informing forecast-year allocation inputs; displayed values and growth are calculated: EUR xx.xx of 2024 publisher revenue and weakening physical volumes constrain the European demand weight and forecast, not directly observed service shares. ([fep-fee.eu](https://www.fep-fee.eu/European-Book-Publishing-Statistics-2024))

4. The Global Publishing Industry in 2022

- Evidence informing the 2024 market-value input; displayed series and growth include calculations: Table xx.xx supplies country-level publishing revenues and identifies differences between retail-value, publisher-revenue, print-only and prior-year observations. Selected non-European country observations are adjusted for physical formats and period before estimating production spending.
- Evidence informing the 2025 market-value input; displayed series and growth include calculations: The selected country observations contribute to the demand pool underlying the 2025 working estimate. Nielsen retail datasets elsewhere in the publication are not used.
- Evidence informing base-year allocation inputs; displayed values and growth are calculated: Country revenue/format proxies constrain commissioning weights. ([wipo.int](https://www.wipo.int/edocs/pubdocs/en/wipo-pub-xx.xx-2023-xx.xx-en-the-global-publishing-industry-in-2022.pdf))
- Evidence informing forecast-year allocation inputs; displayed values and growth are calculated: Country revenue/format proxies constrain commissioning weights. ([wipo.int](https://www.wipo.int/edocs/pubdocs/en/wipo-pub-xx.xx-2023-xx.xx-en-the-global-publishing-industry-in-2022.pdf))
- Evidence informing base-year allocation inputs; displayed values and growth are calculated: Revenue and registration proxies constrain allocation. ([wipo.int](https://www.wipo.int/edocs/pubdocs/en/wipo-pub-xx.xx-2023-xx.xx-en-the-global-publishing-industry-in-2022.pdf))
- Evidence informing forecast-year allocation inputs; displayed values and growth are calculated: Revenue and registration proxies constrain allocation. ([wipo.int](https://www.wipo.int/edocs/pubdocs/en/wipo-pub-xx.xx-2023-xx.xx-en-the-global-publishing-industry-in-2022.pdf))
- Evidence informing base-year allocation inputs; displayed values and growth are calculated: Revenue, format and title proxies constrain allocation. ([wipo.int](https://www.wipo.int/edocs/pubdocs/en/wipo-pub-xx.xx-2023-xx.xx-en-the-global-publishing-industry-in-2022.pdf))
- Evidence informing forecast-year allocation inputs; displayed values and growth are calculated: Revenue, format and title proxies constrain allocation. ([wipo.int](https://www.wipo.int/edocs/pubdocs/en/wipo-pub-xx.xx-2023-xx.xx-en-the-global-publishing-industry-in-2022.pdf))
- Evidence informing base-year allocation inputs; displayed values and growth are calculated: Turkish revenue constrains regional commissioning scale. ([wipo.int](https://www.wipo.int/edocs/pubdocs/en/wipo-pub-xx.xx-2023-xx.xx-en-the-global-publishing-industry-in-2022.pdf))
- Evidence informing forecast-year allocation inputs; displayed values and growth are calculated: Turkish revenue constrains regional commissioning scale. ([wipo.int](https://www.wipo.int/edocs/pubdocs/en/wipo-pub-xx.xx-2023-xx.xx-en-the-global-publishing-industry-in-2022.pdf))
- Evidence informing base-year allocation inputs; displayed values and growth are calculated: Nigerian registration activity supplies a modeled-demand input. ([wipo.int](https://www.wipo.int/edocs/pubdocs/en/wipo-pub-xx.xx-2023-xx.xx-en-the-global-publishing-industry-in-2022.pdf))
- Evidence informing forecast-year allocation inputs; displayed values and growth are calculated: Nigerian registration activity supplies a modeled-demand input. ([wipo.int](https://www.wipo.int/edocs/pubdocs/en/wipo-pub-xx.xx-2023-xx.xx-en-the-global-publishing-industry-in-2022.pdf))
- Evidence informing base-year allocation inputs; displayed values and growth are calculated: Country revenue, format and registration proxies constrain allocation. ([wipo.int](https://www.wipo.int/edocs/pubdocs/en/wipo-pub-xx.xx-2023-xx.xx-en-the-global-publishing-industry-in-2022.pdf))
- Evidence informing forecast-year allocation inputs; displayed values and growth are calculated: Country revenue, format and registration proxies constrain allocation. ([wipo.int](https://www.wipo.int/edocs/pubdocs/en/wipo-pub-xx.xx-2023-xx.xx-en-the-global-publishing-industry-in-2022.pdf))

5. 2024 年新闻出版统计公报

· Evidence informing the 2024 market-value input; displayed series and growth include calculations: For 2024, the official table reports xx.xx book copies or sheets and CNY xx.xx of book-publishing revenue. These constrain the demand bridge and historical contraction, rather than directly measuring printing-service sales.

· Evidence informing the 2025 market-value input; displayed series and growth include calculations: The 2024 book-publishing observation supplies the Chinese demand primitive for the 2025 model.

· Evidence informing base-year allocation inputs; displayed values and growth are calculated: 2024 book-publishing revenue of CNY xx.xx supplies the physical-demand proxy; reported output contraction qualifies growth assumptions. ([nppa.gov.cn](https://www.nppa.gov.cn/xxgk/fdzdgknr/tjxx/xx.xx/P020251218382424228218.pdf))

· Evidence informing forecast-year allocation inputs; displayed values and growth are calculated: 2024 book-publishing revenue of CNY xx.xx supplies the physical-demand proxy; reported output contraction qualifies growth assumptions. ([nppa.gov.cn](https://www.nppa.gov.cn/xxgk/fdzdgknr/tjxx/xx.xx/P020251218382424228218.pdf))

· Evidence informing base-year allocation inputs; displayed values and growth are calculated: The Chinese book-publishing observation is a major regional demand input, distinct from all printing and packaging industry revenue. ([nppa.gov.cn](https://www.nppa.gov.cn/xxgk/fdzdgknr/tjxx/xx.xx/P020251218382424228218.pdf))

· Evidence informing forecast-year allocation inputs; displayed values and growth are calculated: The Chinese book-publishing observation is a major regional demand input, distinct from all printing and packaging industry revenue. ([nppa.gov.cn](https://www.nppa.gov.cn/xxgk/fdzdgknr/tjxx/xx.xx/P020251218382424228218.pdf))

6. Foreign Exchange Rates - G.5A Annual, January 5, 2026

· Evidence informing the 2024 market-value input; displayed series and growth include calculations: The official 2024 annual-average conversion inputs are USD xx.xx per EUR, CNY xx.xx per USD and CAD xx.xx per USD.

· Evidence informing the 2025 market-value input; displayed series and growth include calculations: The exchange-rate table establishes the conversion basis of the preceding-year demand inputs used in the 2025 estimate; subsequent effective-USD price assumptions are modeled separately.

7. Book publishing industry, 2024 - Statistics Canada

· Evidence informing the 2024 market-value input; displayed series and growth include calculations: Canadian publishers reported CAD xx.xx of print sales outside the online category and CAD xx.xx of online print sales in 2024. Their sum, rather than total operating revenue, supplies the physical-book demand input.

· Evidence informing the 2025 market-value input; displayed series and growth include calculations: Reported cost of goods sold of CAD xx.xx, up CAD xx.xx from 2022, supplies a cost-pressure cross-check, not a directly attributable printing-services total.

· Evidence informing base-year allocation inputs; displayed values and growth are calculated: CAD xx.xx plus CAD xx.xx of print sales supplies a physical-book commissioning proxy; digital growth constrains the forecast mix. ([www150.statcan.gc.ca](https://www150.statcan.gc.ca/n1/daily-quotidien/xx.xx/dq260205b-eng.pdf))

· Evidence informing forecast-year allocation inputs; displayed values and growth are calculated: CAD xx.xx plus CAD xx.xx of print sales supplies a physical-book commissioning proxy; digital growth constrains the forecast mix. ([www150.statcan.gc.ca](https://www150.statcan.gc.ca/n1/daily-quotidien/xx.xx/dq260205b-eng.pdf))

· Evidence informing base-year allocation inputs; displayed values and growth are calculated: The Canadian physical-book input contributes to the North American demand index; it is publisher revenue, not service receipts. ([www150.statcan.gc.ca](https://www150.statcan.gc.ca/n1/daily-quotidien/xx.xx/dq260205b-eng.pdf))

· Evidence informing forecast-year allocation inputs; displayed values and growth are calculated: The Canadian physical-book input contributes to the North American demand index; it is publisher revenue, not service receipts. ([www150.statcan.gc.ca](https://www150.statcan.gc.ca/n1/daily-quotidien/xx.xx/dq260205b-eng.pdf))

8. U.S. Census Bureau - Books Printing: Shipments, annual table
   - Evidence informing the 2017 market-value input; displayed series and growth include calculations: U.S. books-printing shipments were USD xx.xx in 2017; this is a national production anchor for the historical model.
   - Evidence informing the 2018 market-value input; displayed series and growth include calculations: U.S. books-printing shipments were USD xx.xx in 2018.
   - Evidence informing the 2019 market-value input; displayed series and growth include calculations: U.S. books-printing shipments were USD xx.xx in 2019.
   - Evidence informing the 2020 market-value input; displayed series and growth include calculations: U.S. books-printing shipments were USD xx.xx in 2020.
   - Evidence informing the 2021 market-value input; displayed series and growth include calculations: U.S. books-printing shipments were USD xx.xx in 2021.
   - Evidence informing the 2022 market-value input; displayed series and growth include calculations: U.S. books-printing shipments were USD xx.xx in 2022.
   - Evidence informing the 2024 market-value input; displayed series and growth include calculations: U.S. books-printing shipments were USD xx.xx in 2024. This national industrial measure is narrower than the composite global service boundary.
9. U.S. Census Bureau - Book Publishers, All Establishments: Revenue, annual table
   - Evidence informing the 2024 market-value input; displayed series and growth include calculations: The Census annual series reports USD xx.xx of U.S. book-publisher revenue for 2024. A modeled xx.xx% physical-book proportion excludes digital and other adjacent receipts.
   - Evidence informing the 2025 market-value input; displayed series and growth include calculations: The 2024 Census observation replaces an older survey-based U.S. revenue bridge in the demand pool underlying 2025.
   - Evidence informing base-year allocation inputs; displayed values and growth are calculated: The official Census revenue-series page defines the publisher-receipt measure underlying the retained U.S. input; the exact 2024 cell was not independently re-extracted. ([fred.stlouisfed.org](https://fred.stlouisfed.org/data/AIES51113RCT00US))
   - Evidence informing forecast-year allocation inputs; displayed values and growth are calculated: The official Census revenue-series page defines the publisher-receipt measure underlying the retained U.S. input; the exact 2024 cell was not independently re-extracted. ([fred.stlouisfed.org](https://fred.stlouisfed.org/data/AIES51113RCT00US))
10. Scholastic Corporation - Form 10-K for the year ended May 31, 2025
    - Evidence informing the 2024 market-value input; displayed series and growth include calculations: Scholastic's fiscal 2024 product, service, production and inventory-reserve costs were xx.xx% of revenue; postage, freight, shipping, fulfillment and other costs were xx.xx%. These broad categories constrain, but do not directly establish, eligible outsourced-service spending.
    - Evidence informing the 2025 market-value input; displayed series and growth include calculations: The corresponding fiscal 2025 proportions were xx.xx% and xx.xx%. Royalties and prepublication amortization are separately disclosed, allowing their exclusion from the service-market bridge.

11. CEWE achieves all targets in 2025 and aims to further increase revenue and earnings in 2026
    - Evidence informing the 2025 market-value input; displayed series and growth include calculations: CEWE reported xx.xx CEWE PHOTOBOOK copies in 2025 versus xx.xx in 2024, supporting a positive specialty-book volume assumption without establishing global adoption.
    - Evidence informing the 2026 market-value input; displayed series and growth include calculations: Observed 2025 photobook growth informs the specialty-demand assumption for 2026; the market value remains modeled.
    - Evidence informing the 2032 market-value input; displayed series and growth include calculations: The observed specialty-book activity is a starting condition for the forecast, not independent proof of continued growth through 2032.
    - Evidence informing the 2040 market-value input; displayed series and growth include calculations: The forecast explicitly slows specialty-demand growth after 2032; this source supplies the initial commercial observation, not the long-term growth rate.
    - Evidence informing base-year allocation inputs; displayed values and growth are calculated: Company photobook activity constrains the materiality of specialty commissions; it does not establish the modeled European specialty multiplier or continued growth through 2032. ([ir.cewe.de](https://ir.cewe.de/en/news/cewe-achieves-all-targets-in-2025-and-aims-to-further-increase-revenue-and-earnings-in/70292c17-c943-xx.xx-bd11-4323b6ce54d8))
    - Evidence informing forecast-year allocation inputs; displayed values and growth are calculated: Company photobook activity constrains the materiality of specialty commissions; it does not establish the modeled European specialty multiplier or continued growth through 2032. ([ir.cewe.de](https://ir.cewe.de/en/news/cewe-achieves-all-targets-in-2025-and-aims-to-further-increase-revenue-and-earnings-in/70292c17-c943-xx.xx-bd11-4323b6ce54d8))
12. Paperback Printing Cost - Kindle Direct Publishing
    - Evidence informing the 2025 market-value input; displayed series and growth include calculations: The inspected U.S. paperback schedule charges USD xx.xx plus USD xx.xx per page for the specified regular-trim black-ink category. It provides a contemporary commercial price comparison for the assumed USD xx.xx self-publishing production receipt, not an observed historical price or volume.
    - Evidence informing the 2026 market-value input; displayed series and growth include calculations: The schedule distinguishes printing charges from royalties and retail list prices, supporting the production-receipt boundary used in the estimate.
13. European Book Publishing Statistics 2017
    - Evidence informing the 2017 market-value input; displayed series and growth include calculations: The association's primary survey reports approximately EUR xx.xx of European net publisher revenue for 2017, constraining the pre-pandemic demand level.
14. European Book Publishing Statistics 2019
    - Evidence informing the 2018 market-value input; displayed series and growth include calculations: The association reports approximately EUR xx.xx of publisher revenue for 2018.
    - Evidence informing the 2019 market-value input; displayed series and growth include calculations: The association reports approximately EUR xx.xx for 2019 and identifies a questionnaire change that limits exact comparability with earlier observations.
15. 2021 年新闻出版产业分析报告
    - Evidence informing the 2020 market-value input; displayed series and growth include calculations: The official report's 2021 comparison identifies a substantial rebound from 2020, constraining the pandemic-recovery bridge.
    - Evidence informing the 2021 market-value input; displayed series and growth include calculations: China reported xx.xx book copies or sheets in 2021, up xx.xx%; the report also distinguishes textbook output and reprints.
16. European Book Publishing Statistics 2023
    - Evidence informing the 2022 market-value input; displayed series and growth include calculations: European net publisher revenue was approximately EUR xx.xx in 2022; the association describes paper-cost pressure and price-led growth.

17. Foreign Exchange Rates - G.5A Annual, January 5, 2026
    - Evidence informing base-year allocation inputs; displayed values and growth are calculated: Official annual-average exchange-rate methodology supports the frozen common-USD conversion convention; it does not measure service demand. ([federalreserve.gov](https://www.federalreserve.gov/releases/g5a/xx.xx/))
    - Evidence informing forecast-year allocation inputs; displayed values and growth are calculated: Official annual-average exchange-rate methodology supports the frozen common-USD conversion convention; it does not measure service demand. ([federalreserve.gov](https://www.federalreserve.gov/releases/g5a/xx.xx/))
    - Evidence informing base-year allocation inputs; displayed values and growth are calculated: The annual currency-conversion convention prevents mixing local-currency demand inputs with USD allocation weights. ([federalreserve.gov](https://www.federalreserve.gov/releases/g5a/xx.xx/))
    - Evidence informing forecast-year allocation inputs; displayed values and growth are calculated: The annual currency-conversion convention prevents mixing local-currency demand inputs with USD allocation weights. ([federalreserve.gov](https://www.federalreserve.gov/releases/g5a/xx.xx/))
18. GCC Statistical Center - Education Statistics 2024 announcement, March 23, 2026
    - Evidence informing base-year allocation inputs; displayed values and growth are calculated: Approximately xx.xx general-school pupils constrain the regional educational customer pool; national apportionment and monetization are assumed. ([gccstat.org](https://www.gccstat.org/news/xx.xx))
    - Evidence informing forecast-year allocation inputs; displayed values and growth are calculated: Approximately xx.xx general-school pupils constrain the regional educational customer pool; national apportionment and monetization are assumed. ([gccstat.org](https://www.gccstat.org/news/xx.xx))
19. South African Book Publishing Industry Survey 2023-2024
    - Evidence informing base-year allocation inputs; displayed values and growth are calculated: The transparent national publisher survey supplies a regional commercial comparator, not an observed African printing-service total. ([publishsa.co.za](https://publishsa.co.za/wp-content/uploads/2025/xx.xx/South-African-Book-Publishing-Industry-Survey-2023-2024.pdf))
    - Evidence informing forecast-year allocation inputs; displayed values and growth are calculated: The transparent national publisher survey supplies a regional commercial comparator, not an observed African printing-service total. ([publishsa.co.za](https://publishsa.co.za/wp-content/uploads/2025/xx.xx/South-African-Book-Publishing-Industry-Survey-2023-2024.pdf))
20. Ministry of Education - Press conference release, December 17, 2024
    - Evidence informing base-year allocation inputs; displayed values and growth are calculated: The announced increase in annual NCERT textbook printing from xx.xx to xx.xx supports an educational-demand mechanism, not realized supplier receipts or the modeled forecast share. ([education.gov.in](https://www.education.gov.in/sites/upload_files/mhrd/files/PIB%20releae%20of%20the%20Press%20Conference%20held%20today.pdf))
    - Evidence informing forecast-year allocation inputs; displayed values and growth are calculated: The announced increase in annual NCERT textbook printing from xx.xx to xx.xx supports an educational-demand mechanism, not realized supplier receipts or the modeled forecast share. ([education.gov.in](https://www.education.gov.in/sites/upload_files/mhrd/files/PIB%20releae%20of%20the%20Press%20Conference%20held%20today.pdf))
21. Global Connect - Ingram Content Group
    - Evidence informing base-year allocation inputs; displayed values and growth are calculated: Agreement-dependent network access does not quantify Brazilian commissions or guarantee institutional awards. ([resources.ingramcontent.com](https://resources.ingramcontent.com/publishers/global-connect))
    - Evidence informing forecast-year allocation inputs; displayed values and growth are calculated: Agreement-dependent network access does not quantify Brazilian commissions or guarantee institutional awards. ([resources.ingramcontent.com](https://resources.ingramcontent.com/publishers/global-connect))

22. Paperback and Hardcover Distribution Rights - Kindle Direct Publishing
    - Evidence informing base-year allocation inputs; displayed values and growth are calculated: The marketplace-specific physical-book distribution restriction is not evidence of zero Mexican printing and packaging demand. ([kdp.amazon.com](https://kdp.amazon.com/en_US/help/topic/G201834280))
    - Evidence informing forecast-year allocation inputs; displayed values and growth are calculated: The marketplace-specific physical-book distribution restriction is not evidence of zero Mexican printing and packaging demand. ([kdp.amazon.com](https://kdp.amazon.com/en_US/help/topic/G201834280))

10.8. Letterpress Printing

Table 131. Global Book Printing & Packaging Services Market Size, by Letterpress Printing, by Region, 2017-2040 (USD Million)

Region	2017	2024	2025	2026	2027	2032	2040	CAGR (%)
Africa	xx.xx	xx.xx	xx.xx	xx.xx	xx.xx	xx.xx	xx.xx	xx.xx
Asia-Pacific	xx.xx	xx.xx	xx.xx	xx.xx	xx.xx	xx.xx	xx.xx	xx.xx
Europe	xx.xx	xx.xx	xx.xx	xx.xx	xx.xx	xx.xx	xx.xx	xx.xx
Latin America	xx.xx	xx.xx	xx.xx	xx.xx	xx.xx	xx.xx	xx.xx	xx.xx
Middle East	xx.xx	xx.xx	xx.xx	xx.xx	xx.xx	xx.xx	xx.xx	xx.xx
North America	xx.xx	xx.xx	xx.xx	xx.xx	xx.xx	xx.xx	xx.xx	xx.xx
Total	**xx.xx**	**xx.xx**	**xx.xx**	**xx.xx**	**xx.xx**	**xx.xx**	**xx.xx**	**xx.xx**

Table 132. Global Book Printing & Packaging Services Market Size, by Letterpress Printing, by Group, 2017-2040 (USD Million)

Group	2017	2024	2025	2026	2027	2032	2040	CAGR (%)
ASEAN	xx.xx	xx.xx	xx.xx	xx.xx	xx.xx	xx.xx	xx.xx	xx.xx
BRICS	xx.xx	xx.xx	xx.xx	xx.xx	xx.xx	xx.xx	xx.xx	xx.xx
European Union	xx.xx	xx.xx	xx.xx	xx.xx	xx.xx	xx.xx	xx.xx	xx.xx
G7	xx.xx	xx.xx	xx.xx	xx.xx	xx.xx	xx.xx	xx.xx	xx.xx
GCC	xx.xx	xx.xx	xx.xx	xx.xx	xx.xx	xx.xx	xx.xx	xx.xx
NATO	xx.xx	xx.xx	xx.xx	xx.xx	xx.xx	xx.xx	xx.xx	xx.xx

Table 133. Global Book Printing & Packaging Services Market Size, by Letterpress Printing, by Country, 2017-2040 (USD Million)

Country	2017	2024	2025	2026	2027	2032	2040	CAGR (%)
Australia	xx.xx	xx.xx	xx.xx	xx.xx	xx.xx	xx.xx	xx.xx	xx.xx
Brazil	xx.xx	xx.xx	xx.xx	xx.xx	xx.xx	xx.xx	xx.xx	xx.xx
Canada	xx.xx	xx.xx	xx.xx	xx.xx	xx.xx	xx.xx	xx.xx	xx.xx
China	xx.xx	xx.xx	xx.xx	xx.xx	xx.xx	xx.xx	xx.xx	xx.xx
France	xx.xx	xx.xx	xx.xx	xx.xx	xx.xx	xx.xx	xx.xx	xx.xx
Germany	xx.xx	xx.xx	xx.xx	xx.xx	xx.xx	xx.xx	xx.xx	xx.xx
India	xx.xx	xx.xx	xx.xx	xx.xx	xx.xx	xx.xx	xx.xx	xx.xx
Italy	xx.xx	xx.xx	xx.xx	xx.xx	xx.xx	xx.xx	xx.xx	xx.xx
Japan	xx.xx	xx.xx	xx.xx	xx.xx	xx.xx	xx.xx	xx.xx	xx.xx
Mexico	xx.xx	xx.xx	xx.xx	xx.xx	xx.xx	xx.xx	xx.xx	xx.xx
Russia	xx.xx	xx.xx	xx.xx	xx.xx	xx.xx	xx.xx	xx.xx	xx.xx
South Korea	xx.xx	xx.xx	xx.xx	xx.xx	xx.xx	xx.xx	xx.xx	xx.xx
Spain	xx.xx	xx.xx	xx.xx	xx.xx	xx.xx	xx.xx	xx.xx	xx.xx
United Kingdom	xx.xx	xx.xx	xx.xx	xx.xx	xx.xx	xx.xx	xx.xx	xx.xx
United States	xx.xx	xx.xx	xx.xx	xx.xx	xx.xx	xx.xx	xx.xx	xx.xx
Others	xx.xx	xx.xx	xx.xx	xx.xx	xx.xx	xx.xx	xx.xx	xx.xx
Total	**xx.xx**	**xx.xx**	**xx.xx**	**xx.xx**	**xx.xx**	**xx.xx**	**xx.xx**	**xx.xx**

Sources & Evidence

1. 2022 North American Industry Classification System - United States
   · Taxonomy evidence: Letterpress is separately recognized rather than subsumed under flexography. ([census.gov](https://www.census.gov/naics/reference_files_tools/2022_NAICS_Manual.pdf))
2. UNSD - ISIC Rev. 4, Code 1811: Printing
   · Taxonomy evidence: Letterpress is explicitly named among the printing families covered by the book-inclusive classification. ([unstats.un.org](https://unstats.un.org/unsd/classifications/Econ/Detail/EN/xx.xx/xx.xx))

3. European Book Publishing Statistics 2024

- Evidence informing the 2024 market-value input; displayed series and growth include calculations: European publishers reported approximately EUR xx.xx of net book-sales revenue in 2024. The disclosed ebook and audiobook proportions inform the modeled xx.xx% physical-book revenue proportion; publisher revenue is an input, not printing-service revenue.
- Evidence informing the 2025 market-value input; displayed series and growth include calculations: The 2024 publisher-revenue and format observations provide the European demand input carried into the 2025 estimate.
- Evidence informing base-year allocation inputs; displayed values and growth are calculated: EUR xx.xx of 2024 publisher revenue and weakening physical volumes constrain the European demand weight and forecast, not directly observed service shares.
([fep-fee.eu](https://www.fep-fee.eu/European-Book-Publishing-Statistics-2024))
- Evidence informing forecast-year allocation inputs; displayed values and growth are calculated: EUR xx.xx of 2024 publisher revenue and weakening physical volumes constrain the European demand weight and forecast, not directly observed service shares.
([fep-fee.eu](https://www.fep-fee.eu/European-Book-Publishing-Statistics-2024))

4. The Global Publishing Industry in 2022

- Evidence informing the 2024 market-value input; displayed series and growth include calculations: Table xx.xx supplies country-level publishing revenues and identifies differences between retail-value, publisher-revenue, print-only and prior-year observations. Selected non-European country observations are adjusted for physical formats and period before estimating production spending.
- Evidence informing the 2025 market-value input; displayed series and growth include calculations: The selected country observations contribute to the demand pool underlying the 2025 working estimate. Nielsen retail datasets elsewhere in the publication are not used.
- Evidence informing base-year allocation inputs; displayed values and growth are calculated: Country revenue/format proxies constrain commissioning weights. ([wipo.int](https://www.wipo.int/edocs/pubdocs/en/wipo-pub-xx.xx-2023-xx.xx-en-the-global-publishing-industry-in-2022.pdf))
- Evidence informing forecast-year allocation inputs; displayed values and growth are calculated: Country revenue/format proxies constrain commissioning weights. ([wipo.int](https://www.wipo.int/edocs/pubdocs/en/wipo-pub-xx.xx-2023-xx.xx-en-the-global-publishing-industry-in-2022.pdf))
- Evidence informing base-year allocation inputs; displayed values and growth are calculated: Revenue and registration proxies constrain allocation. ([wipo.int](https://www.wipo.int/edocs/pubdocs/en/wipo-pub-xx.xx-2023-xx.xx-en-the-global-publishing-industry-in-2022.pdf))
- Evidence informing forecast-year allocation inputs; displayed values and growth are calculated: Revenue and registration proxies constrain allocation. ([wipo.int](https://www.wipo.int/edocs/pubdocs/en/wipo-pub-xx.xx-2023-xx.xx-en-the-global-publishing-industry-in-2022.pdf))
- Evidence informing base-year allocation inputs; displayed values and growth are calculated: Revenue, format and title proxies constrain allocation. ([wipo.int](https://www.wipo.int/edocs/pubdocs/en/wipo-pub-xx.xx-2023-xx.xx-en-the-global-publishing-industry-in-2022.pdf))
- Evidence informing forecast-year allocation inputs; displayed values and growth are calculated: Revenue, format and title proxies constrain allocation. ([wipo.int](https://www.wipo.int/edocs/pubdocs/en/wipo-pub-xx.xx-2023-xx.xx-en-the-global-publishing-industry-in-2022.pdf))
- Evidence informing base-year allocation inputs; displayed values and growth are calculated: Turkish revenue constrains regional commissioning scale. ([wipo.int](https://www.wipo.int/edocs/pubdocs/en/wipo-pub-xx.xx-2023-xx.xx-en-the-global-publishing-industry-in-2022.pdf))
- Evidence informing forecast-year allocation inputs; displayed values and growth are calculated: Turkish revenue constrains regional commissioning scale. ([wipo.int](https://www.wipo.int/edocs/pubdocs/en/wipo-pub-xx.xx-2023-xx.xx-en-the-global-publishing-industry-in-2022.pdf))
- Evidence informing base-year allocation inputs; displayed values and growth are calculated: Nigerian registration activity supplies a modeled-demand input. ([wipo.int](https://www.wipo.int/edocs/pubdocs/en/wipo-pub-xx.xx-2023-xx.xx-en-the-global-publishing-industry-in-2022.pdf))
- Evidence informing forecast-year allocation inputs; displayed values and growth are calculated: Nigerian registration activity supplies a modeled-demand input. ([wipo.int](https://www.wipo.int/edocs/pubdocs/en/wipo-pub-xx.xx-2023-xx.xx-en-the-global-publishing-industry-in-2022.pdf))
- Evidence informing base-year allocation inputs; displayed values and growth are calculated: Country revenue, format and registration proxies constrain allocation. ([wipo.int](https://www.wipo.int/edocs/pubdocs/en/wipo-pub-xx.xx-2023-xx.xx-en-the-global-publishing-industry-in-2022.pdf))
- Evidence informing forecast-year allocation inputs; displayed values and growth are calculated: Country revenue, format and registration proxies constrain allocation. ([wipo.int](https://www.wipo.int/edocs/pubdocs/en/wipo-pub-xx.xx-2023-xx.xx-en-the-global-publishing-industry-in-2022.pdf))

5. 2024 年新闻出版统计公报

   · Evidence informing the 2024 market-value input; displayed series and growth include calculations: For 2024, the official table reports xx.xx book copies or sheets and CNY xx.xx of book-publishing revenue. These constrain the demand bridge and historical contraction, rather than directly measuring printing-service sales.

   · Evidence informing the 2025 market-value input; displayed series and growth include calculations: The 2024 book-publishing observation supplies the Chinese demand primitive for the 2025 model.

   · Evidence informing base-year allocation inputs; displayed values and growth are calculated: 2024 book-publishing revenue of CNY xx.xx supplies the physical-demand proxy; reported output contraction qualifies growth assumptions. ([nppa.gov.cn](https://www.nppa.gov.cn/xxgk/fdzdgknr/tjxx/xx.xx/P020251218382424228218.pdf))

   · Evidence informing forecast-year allocation inputs; displayed values and growth are calculated: 2024 book-publishing revenue of CNY xx.xx supplies the physical-demand proxy; reported output contraction qualifies growth assumptions. ([nppa.gov.cn](https://www.nppa.gov.cn/xxgk/fdzdgknr/tjxx/xx.xx/P020251218382424228218.pdf))

   · Evidence informing base-year allocation inputs; displayed values and growth are calculated: The Chinese book-publishing observation is a major regional demand input, distinct from all printing and packaging industry revenue. ([nppa.gov.cn](https://www.nppa.gov.cn/xxgk/fdzdgknr/tjxx/xx.xx/P020251218382424228218.pdf))

   · Evidence informing forecast-year allocation inputs; displayed values and growth are calculated: The Chinese book-publishing observation is a major regional demand input, distinct from all printing and packaging industry revenue. ([nppa.gov.cn](https://www.nppa.gov.cn/xxgk/fdzdgknr/tjxx/xx.xx/P020251218382424228218.pdf))

6. Foreign Exchange Rates - G.5A Annual, January 5, 2026

   · Evidence informing the 2024 market-value input; displayed series and growth include calculations: The official 2024 annual-average conversion inputs are USD xx.xx per EUR, CNY xx.xx per USD and CAD xx.xx per USD.

   · Evidence informing the 2025 market-value input; displayed series and growth include calculations: The exchange-rate table establishes the conversion basis of the preceding-year demand inputs used in the 2025 estimate; subsequent effective-USD price assumptions are modeled separately.

7. Book publishing industry, 2024 - Statistics Canada

   · Evidence informing the 2024 market-value input; displayed series and growth include calculations: Canadian publishers reported CAD xx.xx of print sales outside the online category and CAD xx.xx of online print sales in 2024. Their sum, rather than total operating revenue, supplies the physical-book demand input.

   · Evidence informing the 2025 market-value input; displayed series and growth include calculations: Reported cost of goods sold of CAD xx.xx, up CAD xx.xx from 2022, supplies a cost-pressure cross-check, not a directly attributable printing-services total.

   · Evidence informing base-year allocation inputs; displayed values and growth are calculated: CAD xx.xx plus CAD xx.xx of print sales supplies a physical-book commissioning proxy; digital growth constrains the forecast mix. ([www150.statcan.gc.ca](https://www150.statcan.gc.ca/n1/daily-quotidien/xx.xx/dq260205b-eng.pdf))

   · Evidence informing forecast-year allocation inputs; displayed values and growth are calculated: CAD xx.xx plus CAD xx.xx of print sales supplies a physical-book commissioning proxy; digital growth constrains the forecast mix. ([www150.statcan.gc.ca](https://www150.statcan.gc.ca/n1/daily-quotidien/xx.xx/dq260205b-eng.pdf))

   · Evidence informing base-year allocation inputs; displayed values and growth are calculated: The Canadian physical-book input contributes to the North American demand index; it is publisher revenue, not service receipts. ([www150.statcan.gc.ca](https://www150.statcan.gc.ca/n1/daily-quotidien/xx.xx/dq260205b-eng.pdf))

   · Evidence informing forecast-year allocation inputs; displayed values and growth are calculated: The Canadian physical-book input contributes to the North American demand index; it is publisher revenue, not service receipts. ([www150.statcan.gc.ca](https://www150.statcan.gc.ca/n1/daily-quotidien/xx.xx/dq260205b-eng.pdf))

8. U.S. Census Bureau - Books Printing: Shipments, annual table
   - Evidence informing the 2017 market-value input; displayed series and growth include calculations: U.S. books-printing shipments were USD xx.xx in 2017; this is a national production anchor for the historical model.
   - Evidence informing the 2018 market-value input; displayed series and growth include calculations: U.S. books-printing shipments were USD xx.xx in 2018.
   - Evidence informing the 2019 market-value input; displayed series and growth include calculations: U.S. books-printing shipments were USD xx.xx in 2019.
   - Evidence informing the 2020 market-value input; displayed series and growth include calculations: U.S. books-printing shipments were USD xx.xx in 2020.
   - Evidence informing the 2021 market-value input; displayed series and growth include calculations: U.S. books-printing shipments were USD xx.xx in 2021.
   - Evidence informing the 2022 market-value input; displayed series and growth include calculations: U.S. books-printing shipments were USD xx.xx in 2022.
   - Evidence informing the 2024 market-value input; displayed series and growth include calculations: U.S. books-printing shipments were USD xx.xx in 2024. This national industrial measure is narrower than the composite global service boundary.
9. U.S. Census Bureau - Book Publishers, All Establishments: Revenue, annual table
   - Evidence informing the 2024 market-value input; displayed series and growth include calculations: The Census annual series reports USD xx.xx of U.S. book-publisher revenue for 2024. A modeled xx.xx% physical-book proportion excludes digital and other adjacent receipts.
   - Evidence informing the 2025 market-value input; displayed series and growth include calculations: The 2024 Census observation replaces an older survey-based U.S. revenue bridge in the demand pool underlying 2025.
   - Evidence informing base-year allocation inputs; displayed values and growth are calculated: The official Census revenue-series page defines the publisher-receipt measure underlying the retained U.S. input; the exact 2024 cell was not independently re-extracted. ([fred.stlouisfed.org](https://fred.stlouisfed.org/data/AIES51113RCT00US))
   - Evidence informing forecast-year allocation inputs; displayed values and growth are calculated: The official Census revenue-series page defines the publisher-receipt measure underlying the retained U.S. input; the exact 2024 cell was not independently re-extracted. ([fred.stlouisfed.org](https://fred.stlouisfed.org/data/AIES51113RCT00US))
10. Scholastic Corporation - Form 10-K for the year ended May 31, 2025
    - Evidence informing the 2024 market-value input; displayed series and growth include calculations: Scholastic's fiscal 2024 product, service, production and inventory-reserve costs were xx.xx% of revenue; postage, freight, shipping, fulfillment and other costs were xx.xx%. These broad categories constrain, but do not directly establish, eligible outsourced-service spending.
    - Evidence informing the 2025 market-value input; displayed series and growth include calculations: The corresponding fiscal 2025 proportions were xx.xx% and xx.xx%. Royalties and prepublication amortization are separately disclosed, allowing their exclusion from the service-market bridge.

11. CEWE achieves all targets in 2025 and aims to further increase revenue and earnings in 2026
    - Evidence informing the 2025 market-value input; displayed series and growth include calculations: CEWE reported xx.xx CEWE PHOTOBOOK copies in 2025 versus xx.xx in 2024, supporting a positive specialty-book volume assumption without establishing global adoption.
    - Evidence informing the 2026 market-value input; displayed series and growth include calculations: Observed 2025 photobook growth informs the specialty-demand assumption for 2026; the market value remains modeled.
    - Evidence informing the 2032 market-value input; displayed series and growth include calculations: The observed specialty-book activity is a starting condition for the forecast, not independent proof of continued growth through 2032.
    - Evidence informing the 2040 market-value input; displayed series and growth include calculations: The forecast explicitly slows specialty-demand growth after 2032; this source supplies the initial commercial observation, not the long-term growth rate.
    - Evidence informing base-year allocation inputs; displayed values and growth are calculated: Company photobook activity constrains the materiality of specialty commissions; it does not establish the modeled European specialty multiplier or continued growth through 2032. ([ir.cewe.de](https://ir.cewe.de/en/news/cewe-achieves-all-targets-in-2025-and-aims-to-further-increase-revenue-and-earnings-in/70292c17-c943-xx.xx-bd11-4323b6ce54d8))
    - Evidence informing forecast-year allocation inputs; displayed values and growth are calculated: Company photobook activity constrains the materiality of specialty commissions; it does not establish the modeled European specialty multiplier or continued growth through 2032. ([ir.cewe.de](https://ir.cewe.de/en/news/cewe-achieves-all-targets-in-2025-and-aims-to-further-increase-revenue-and-earnings-in/70292c17-c943-xx.xx-bd11-4323b6ce54d8))
12. Paperback Printing Cost - Kindle Direct Publishing
    - Evidence informing the 2025 market-value input; displayed series and growth include calculations: The inspected U.S. paperback schedule charges USD xx.xx plus USD xx.xx per page for the specified regular-trim black-ink category. It provides a contemporary commercial price comparison for the assumed USD xx.xx self-publishing production receipt, not an observed historical price or volume.
    - Evidence informing the 2026 market-value input; displayed series and growth include calculations: The schedule distinguishes printing charges from royalties and retail list prices, supporting the production-receipt boundary used in the estimate.
13. European Book Publishing Statistics 2017
    - Evidence informing the 2017 market-value input; displayed series and growth include calculations: The association's primary survey reports approximately EUR xx.xx of European net publisher revenue for 2017, constraining the pre-pandemic demand level.
14. European Book Publishing Statistics 2019
    - Evidence informing the 2018 market-value input; displayed series and growth include calculations: The association reports approximately EUR xx.xx of publisher revenue for 2018.
    - Evidence informing the 2019 market-value input; displayed series and growth include calculations: The association reports approximately EUR xx.xx for 2019 and identifies a questionnaire change that limits exact comparability with earlier observations.
15. 2021 年新闻出版产业分析报告
    - Evidence informing the 2020 market-value input; displayed series and growth include calculations: The official report's 2021 comparison identifies a substantial rebound from 2020, constraining the pandemic-recovery bridge.
    - Evidence informing the 2021 market-value input; displayed series and growth include calculations: China reported xx.xx book copies or sheets in 2021, up xx.xx%; the report also distinguishes textbook output and reprints.
16. European Book Publishing Statistics 2023
    - Evidence informing the 2022 market-value input; displayed series and growth include calculations: European net publisher revenue was approximately EUR xx.xx in 2022; the association describes paper-cost pressure and price-led growth.

17. Foreign Exchange Rates - G.5A Annual, January 5, 2026
    - Evidence informing base-year allocation inputs; displayed values and growth are calculated: Official annual-average exchange-rate methodology supports the frozen common-USD conversion convention; it does not measure service demand. ([federalreserve.gov](https://www.federalreserve.gov/releases/g5a/xx.xx/))
    - Evidence informing forecast-year allocation inputs; displayed values and growth are calculated: Official annual-average exchange-rate methodology supports the frozen common-USD conversion convention; it does not measure service demand. ([federalreserve.gov](https://www.federalreserve.gov/releases/g5a/xx.xx/))
    - Evidence informing base-year allocation inputs; displayed values and growth are calculated: The annual currency-conversion convention prevents mixing local-currency demand inputs with USD allocation weights. ([federalreserve.gov](https://www.federalreserve.gov/releases/g5a/xx.xx/))
    - Evidence informing forecast-year allocation inputs; displayed values and growth are calculated: The annual currency-conversion convention prevents mixing local-currency demand inputs with USD allocation weights. ([federalreserve.gov](https://www.federalreserve.gov/releases/g5a/xx.xx/))
18. GCC Statistical Center - Education Statistics 2024 announcement, March 23, 2026
    - Evidence informing base-year allocation inputs; displayed values and growth are calculated: Approximately xx.xx general-school pupils constrain the regional educational customer pool; national apportionment and monetization are assumed. ([gccstat.org](https://www.gccstat.org/news/xx.xx))
    - Evidence informing forecast-year allocation inputs; displayed values and growth are calculated: Approximately xx.xx general-school pupils constrain the regional educational customer pool; national apportionment and monetization are assumed. ([gccstat.org](https://www.gccstat.org/news/xx.xx))
19. South African Book Publishing Industry Survey 2023-2024
    - Evidence informing base-year allocation inputs; displayed values and growth are calculated: The transparent national publisher survey supplies a regional commercial comparator, not an observed African printing-service total. ([publishsa.co.za](https://publishsa.co.za/wp-content/uploads/2025/xx.xx/South-African-Book-Publishing-Industry-Survey-2023-2024.pdf))
    - Evidence informing forecast-year allocation inputs; displayed values and growth are calculated: The transparent national publisher survey supplies a regional commercial comparator, not an observed African printing-service total. ([publishsa.co.za](https://publishsa.co.za/wp-content/uploads/2025/xx.xx/South-African-Book-Publishing-Industry-Survey-2023-2024.pdf))
20. Ministry of Education - Press conference release, December 17, 2024
    - Evidence informing base-year allocation inputs; displayed values and growth are calculated: The announced increase in annual NCERT textbook printing from xx.xx to xx.xx supports an educational-demand mechanism, not realized supplier receipts or the modeled forecast share. ([education.gov.in](https://www.education.gov.in/sites/upload_files/mhrd/files/PIB%20releae%20of%20the%20Press%20Conference%20held%20today.pdf))
    - Evidence informing forecast-year allocation inputs; displayed values and growth are calculated: The announced increase in annual NCERT textbook printing from xx.xx to xx.xx supports an educational-demand mechanism, not realized supplier receipts or the modeled forecast share. ([education.gov.in](https://www.education.gov.in/sites/upload_files/mhrd/files/PIB%20releae%20of%20the%20Press%20Conference%20held%20today.pdf))
21. Global Connect - Ingram Content Group
    - Evidence informing base-year allocation inputs; displayed values and growth are calculated: Agreement-dependent network access does not quantify Brazilian commissions or guarantee institutional awards. ([resources.ingramcontent.com](https://resources.ingramcontent.com/publishers/global-connect))
    - Evidence informing forecast-year allocation inputs; displayed values and growth are calculated: Agreement-dependent network access does not quantify Brazilian commissions or guarantee institutional awards. ([resources.ingramcontent.com](https://resources.ingramcontent.com/publishers/global-connect))

22. Paperback and Hardcover Distribution Rights - Kindle Direct Publishing
    - Evidence informing base-year allocation inputs; displayed values and growth are calculated: The marketplace-specific physical-book distribution restriction is not evidence of zero Mexican printing and packaging demand. ([kdp.amazon.com](https://kdp.amazon.com/en_US/help/topic/G201834280))
    - Evidence informing forecast-year allocation inputs; displayed values and growth are calculated: The marketplace-specific physical-book distribution restriction is not evidence of zero Mexican printing and packaging demand. ([kdp.amazon.com](https://kdp.amazon.com/en_US/help/topic/G201834280))
23. Puget Bindery - Services
    - Evidence informing base-year allocation inputs; displayed values and growth are calculated: Lists commercial letterpress book plates and specialty inserts, supporting a component-service model rather than attribution of the entire book price.
    - Evidence informing forecast-year allocation inputs; displayed values and growth are calculated: Lists commercial letterpress book plates and specialty inserts, supporting a component-service model rather than attribution of the entire book price.

10.9. Stencil Duplicator Printing

Table 134. Global Book Printing & Packaging Services Market Size, by Stencil Duplicator Printing, by Region, 2017-2040 (USD Million)

Region	2017	2024	2025	2026	2027	2032	2040	CAGR (%)
Africa	xx.xx	xx.xx	xx.xx	xx.xx	xx.xx	xx.xx	xx.xx	xx.xx
Asia-Pacific	xx.xx	xx.xx	xx.xx	xx.xx	xx.xx	xx.xx	xx.xx	xx.xx
Europe	xx.xx	xx.xx	xx.xx	xx.xx	xx.xx	xx.xx	xx.xx	xx.xx
Latin America	xx.xx	xx.xx	xx.xx	xx.xx	xx.xx	xx.xx	xx.xx	xx.xx
Middle East	xx.xx	xx.xx	xx.xx	xx.xx	xx.xx	xx.xx	xx.xx	xx.xx
North America	xx.xx	xx.xx	xx.xx	xx.xx	xx.xx	xx.xx	xx.xx	xx.xx
Total	**xx.xx**	**xx.xx**	**xx.xx**	**xx.xx**	**xx.xx**	**xx.xx**	**xx.xx**	**xx.xx**

Table 135. Global Book Printing & Packaging Services Market Size, by Stencil Duplicator Printing, by Group, 2017-2040 (USD Million)

Group	2017	2024	2025	2026	2027	2032	2040	CAGR (%)
ASEAN	xx.xx	xx.xx	xx.xx	xx.xx	xx.xx	xx.xx	xx.xx	xx.xx
BRICS	xx.xx	xx.xx	xx.xx	xx.xx	xx.xx	xx.xx	xx.xx	xx.xx
European Union	xx.xx	xx.xx	xx.xx	xx.xx	xx.xx	xx.xx	xx.xx	xx.xx
G7	xx.xx	xx.xx	xx.xx	xx.xx	xx.xx	xx.xx	xx.xx	xx.xx
GCC	xx.xx	xx.xx	xx.xx	xx.xx	xx.xx	xx.xx	xx.xx	xx.xx
NATO	xx.xx	xx.xx	xx.xx	xx.xx	xx.xx	xx.xx	xx.xx	xx.xx

Table 136. Global Book Printing & Packaging Services Market Size, by Stencil Duplicator Printing, by Country, 2017-2040 (USD Million)

Country	2017	2024	2025	2026	2027	2032	2040	CAGR (%)
Australia	xx.xx	xx.xx	xx.xx	xx.xx	xx.xx	xx.xx	xx.xx	xx.xx
Brazil	xx.xx	xx.xx	xx.xx	xx.xx	xx.xx	xx.xx	xx.xx	xx.xx
Canada	xx.xx	xx.xx	xx.xx	xx.xx	xx.xx	xx.xx	xx.xx	xx.xx
China	xx.xx	xx.xx	xx.xx	xx.xx	xx.xx	xx.xx	xx.xx	xx.xx
France	xx.xx	xx.xx	xx.xx	xx.xx	xx.xx	xx.xx	xx.xx	xx.xx
Germany	xx.xx	xx.xx	xx.xx	xx.xx	xx.xx	xx.xx	xx.xx	xx.xx
India	xx.xx	xx.xx	xx.xx	xx.xx	xx.xx	xx.xx	xx.xx	xx.xx
Italy	xx.xx	xx.xx	xx.xx	xx.xx	xx.xx	xx.xx	xx.xx	xx.xx
Japan	xx.xx	xx.xx	xx.xx	xx.xx	xx.xx	xx.xx	xx.xx	xx.xx
Mexico	xx.xx	xx.xx	xx.xx	xx.xx	xx.xx	xx.xx	xx.xx	xx.xx
Russia	xx.xx	xx.xx	xx.xx	xx.xx	xx.xx	xx.xx	xx.xx	xx.xx
South Korea	xx.xx	xx.xx	xx.xx	xx.xx	xx.xx	xx.xx	xx.xx	xx.xx
Spain	xx.xx	xx.xx	xx.xx	xx.xx	xx.xx	xx.xx	xx.xx	xx.xx
United Kingdom	xx.xx	xx.xx	xx.xx	xx.xx	xx.xx	xx.xx	xx.xx	xx.xx
United States	xx.xx	xx.xx	xx.xx	xx.xx	xx.xx	xx.xx	xx.xx	xx.xx
Total	**xx.xx**	**xx.xx**	**xx.xx**	**xx.xx**	**xx.xx**	**xx.xx**	**xx.xx**	**xx.xx**

Sources & Evidence

1. Minneapolis College of Art and Design - Risograph Digital Duplicator Order Form

   · Taxonomy evidence: The institutional print-order document explicitly accepts Risograph book/booklet requests while distinguishing printing from assembly, establishing a book-related service application. ([intranet.mcad.edu](https://intranet.mcad.edu/sites/default/files/knowledgeBase/risograph-orderform-2026_0.pdf))

   · Evidence informing base-year allocation inputs; displayed values and growth are calculated: The 2026 institutional form recognizes Risograph book/booklet orders but excludes assembly. It supports a limited application boundary, not 2025 external commercial volume; internal institutional charges are excluded from the numerator.

   · Evidence informing forecast-year allocation inputs; displayed values and growth are calculated: The 2026 institutional form recognizes Risograph book/booklet orders but excludes assembly. It supports a limited application boundary, not 2025 external commercial volume; internal institutional charges are excluded from the numerator.

2. RISO MH Series - Digital Duplicator

   · Taxonomy evidence: The equipment maker identifies its digital duplicator as a stencil-printing product, corroborating the family distinction without defining the market partition. ([riso.com](https://www.riso.com/product/mh/index.html))

3. European Book Publishing Statistics 2024

- Evidence informing the 2024 market-value input; displayed series and growth include calculations: European publishers reported approximately EUR xx.xx of net book-sales revenue in 2024. The disclosed ebook and audiobook proportions inform the modeled xx.xx% physical-book revenue proportion; publisher revenue is an input, not printing-service revenue.
- Evidence informing the 2025 market-value input; displayed series and growth include calculations: The 2024 publisher-revenue and format observations provide the European demand input carried into the 2025 estimate.
- Evidence informing base-year allocation inputs; displayed values and growth are calculated: EUR xx.xx of 2024 publisher revenue and weakening physical volumes constrain the European demand weight and forecast, not directly observed service shares.
([fep-fee.eu](https://www.fep-fee.eu/European-Book-Publishing-Statistics-2024))
- Evidence informing forecast-year allocation inputs; displayed values and growth are calculated: EUR xx.xx of 2024 publisher revenue and weakening physical volumes constrain the European demand weight and forecast, not directly observed service shares.
([fep-fee.eu](https://www.fep-fee.eu/European-Book-Publishing-Statistics-2024))

4. The Global Publishing Industry in 2022

- Evidence informing the 2024 market-value input; displayed series and growth include calculations: Table xx.xx supplies country-level publishing revenues and identifies differences between retail-value, publisher-revenue, print-only and prior-year observations. Selected non-European country observations are adjusted for physical formats and period before estimating production spending.
- Evidence informing the 2025 market-value input; displayed series and growth include calculations: The selected country observations contribute to the demand pool underlying the 2025 working estimate. Nielsen retail datasets elsewhere in the publication are not used.
- Evidence informing base-year allocation inputs; displayed values and growth are calculated: Country revenue/format proxies constrain commissioning weights. ([wipo.int](https://www.wipo.int/edocs/pubdocs/en/wipo-pub-xx.xx-2023-xx.xx-en-the-global-publishing-industry-in-2022.pdf))
- Evidence informing forecast-year allocation inputs; displayed values and growth are calculated: Country revenue/format proxies constrain commissioning weights. ([wipo.int](https://www.wipo.int/edocs/pubdocs/en/wipo-pub-xx.xx-2023-xx.xx-en-the-global-publishing-industry-in-2022.pdf))
- Evidence informing base-year allocation inputs; displayed values and growth are calculated: Revenue and registration proxies constrain allocation. ([wipo.int](https://www.wipo.int/edocs/pubdocs/en/wipo-pub-xx.xx-2023-xx.xx-en-the-global-publishing-industry-in-2022.pdf))
- Evidence informing forecast-year allocation inputs; displayed values and growth are calculated: Revenue and registration proxies constrain allocation. ([wipo.int](https://www.wipo.int/edocs/pubdocs/en/wipo-pub-xx.xx-2023-xx.xx-en-the-global-publishing-industry-in-2022.pdf))
- Evidence informing base-year allocation inputs; displayed values and growth are calculated: Revenue, format and title proxies constrain allocation. ([wipo.int](https://www.wipo.int/edocs/pubdocs/en/wipo-pub-xx.xx-2023-xx.xx-en-the-global-publishing-industry-in-2022.pdf))
- Evidence informing forecast-year allocation inputs; displayed values and growth are calculated: Revenue, format and title proxies constrain allocation. ([wipo.int](https://www.wipo.int/edocs/pubdocs/en/wipo-pub-xx.xx-2023-xx.xx-en-the-global-publishing-industry-in-2022.pdf))
- Evidence informing base-year allocation inputs; displayed values and growth are calculated: Turkish revenue constrains regional commissioning scale. ([wipo.int](https://www.wipo.int/edocs/pubdocs/en/wipo-pub-xx.xx-2023-xx.xx-en-the-global-publishing-industry-in-2022.pdf))
- Evidence informing forecast-year allocation inputs; displayed values and growth are calculated: Turkish revenue constrains regional commissioning scale. ([wipo.int](https://www.wipo.int/edocs/pubdocs/en/wipo-pub-xx.xx-2023-xx.xx-en-the-global-publishing-industry-in-2022.pdf))
- Evidence informing base-year allocation inputs; displayed values and growth are calculated: Nigerian registration activity supplies a modeled-demand input. ([wipo.int](https://www.wipo.int/edocs/pubdocs/en/wipo-pub-xx.xx-2023-xx.xx-en-the-global-publishing-industry-in-2022.pdf))
- Evidence informing forecast-year allocation inputs; displayed values and growth are calculated: Nigerian registration activity supplies a modeled-demand input. ([wipo.int](https://www.wipo.int/edocs/pubdocs/en/wipo-pub-xx.xx-2023-xx.xx-en-the-global-publishing-industry-in-2022.pdf))
- Evidence informing base-year allocation inputs; displayed values and growth are calculated: Country revenue, format and registration proxies constrain allocation. ([wipo.int](https://www.wipo.int/edocs/pubdocs/en/wipo-pub-xx.xx-2023-xx.xx-en-the-global-publishing-industry-in-2022.pdf))
- Evidence informing forecast-year allocation inputs; displayed values and growth are calculated: Country revenue, format and registration proxies constrain allocation. ([wipo.int](https://www.wipo.int/edocs/pubdocs/en/wipo-pub-xx.xx-2023-xx.xx-en-the-global-publishing-industry-in-2022.pdf))

5. 2024 年新闻出版统计公报

   · Evidence informing the 2024 market-value input; displayed series and growth include calculations: For 2024, the official table reports xx.xx book copies or sheets and CNY xx.xx of book-publishing revenue. These constrain the demand bridge and historical contraction, rather than directly measuring printing-service sales.

   · Evidence informing the 2025 market-value input; displayed series and growth include calculations: The 2024 book-publishing observation supplies the Chinese demand primitive for the 2025 model.

   · Evidence informing base-year allocation inputs; displayed values and growth are calculated: 2024 book-publishing revenue of CNY xx.xx supplies the physical-demand proxy; reported output contraction qualifies growth assumptions. ([nppa.gov.cn](https://www.nppa.gov.cn/xxgk/fdzdgknr/tjxx/xx.xx/P020251218382424228218.pdf))

   · Evidence informing forecast-year allocation inputs; displayed values and growth are calculated: 2024 book-publishing revenue of CNY xx.xx supplies the physical-demand proxy; reported output contraction qualifies growth assumptions. ([nppa.gov.cn](https://www.nppa.gov.cn/xxgk/fdzdgknr/tjxx/xx.xx/P020251218382424228218.pdf))

   · Evidence informing base-year allocation inputs; displayed values and growth are calculated: The Chinese book-publishing observation is a major regional demand input, distinct from all printing and packaging industry revenue. ([nppa.gov.cn](https://www.nppa.gov.cn/xxgk/fdzdgknr/tjxx/xx.xx/P020251218382424228218.pdf))

   · Evidence informing forecast-year allocation inputs; displayed values and growth are calculated: The Chinese book-publishing observation is a major regional demand input, distinct from all printing and packaging industry revenue. ([nppa.gov.cn](https://www.nppa.gov.cn/xxgk/fdzdgknr/tjxx/xx.xx/P020251218382424228218.pdf))

6. Foreign Exchange Rates - G.5A Annual, January 5, 2026

   · Evidence informing the 2024 market-value input; displayed series and growth include calculations: The official 2024 annual-average conversion inputs are USD xx.xx per EUR, CNY xx.xx per USD and CAD xx.xx per USD.

   · Evidence informing the 2025 market-value input; displayed series and growth include calculations: The exchange-rate table establishes the conversion basis of the preceding-year demand inputs used in the 2025 estimate; subsequent effective-USD price assumptions are modeled separately.

7. Book publishing industry, 2024 - Statistics Canada

   · Evidence informing the 2024 market-value input; displayed series and growth include calculations: Canadian publishers reported CAD xx.xx of print sales outside the online category and CAD xx.xx of online print sales in 2024. Their sum, rather than total operating revenue, supplies the physical-book demand input.

   · Evidence informing the 2025 market-value input; displayed series and growth include calculations: Reported cost of goods sold of CAD xx.xx, up CAD xx.xx from 2022, supplies a cost-pressure cross-check, not a directly attributable printing-services total.

   · Evidence informing base-year allocation inputs; displayed values and growth are calculated: CAD xx.xx plus CAD xx.xx of print sales supplies a physical-book commissioning proxy; digital growth constrains the forecast mix. ([www150.statcan.gc.ca](https://www150.statcan.gc.ca/n1/daily-quotidien/xx.xx/dq260205b-eng.pdf))

   · Evidence informing forecast-year allocation inputs; displayed values and growth are calculated: CAD xx.xx plus CAD xx.xx of print sales supplies a physical-book commissioning proxy; digital growth constrains the forecast mix. ([www150.statcan.gc.ca](https://www150.statcan.gc.ca/n1/daily-quotidien/xx.xx/dq260205b-eng.pdf))

   · Evidence informing base-year allocation inputs; displayed values and growth are calculated: The Canadian physical-book input contributes to the North American demand index; it is publisher revenue, not service receipts. ([www150.statcan.gc.ca](https://www150.statcan.gc.ca/n1/daily-quotidien/xx.xx/dq260205b-eng.pdf))

   · Evidence informing forecast-year allocation inputs; displayed values and growth are calculated: The Canadian physical-book input contributes to the North American demand index; it is publisher revenue, not service receipts. ([www150.statcan.gc.ca](https://www150.statcan.gc.ca/n1/daily-quotidien/xx.xx/dq260205b-eng.pdf))

8. U.S. Census Bureau - Books Printing: Shipments, annual table
   - Evidence informing the 2017 market-value input; displayed series and growth include calculations: U.S. books-printing shipments were USD xx.xx in 2017; this is a national production anchor for the historical model.
   - Evidence informing the 2018 market-value input; displayed series and growth include calculations: U.S. books-printing shipments were USD xx.xx in 2018.
   - Evidence informing the 2019 market-value input; displayed series and growth include calculations: U.S. books-printing shipments were USD xx.xx in 2019.
   - Evidence informing the 2020 market-value input; displayed series and growth include calculations: U.S. books-printing shipments were USD xx.xx in 2020.
   - Evidence informing the 2021 market-value input; displayed series and growth include calculations: U.S. books-printing shipments were USD xx.xx in 2021.
   - Evidence informing the 2022 market-value input; displayed series and growth include calculations: U.S. books-printing shipments were USD xx.xx in 2022.
   - Evidence informing the 2024 market-value input; displayed series and growth include calculations: U.S. books-printing shipments were USD xx.xx in 2024. This national industrial measure is narrower than the composite global service boundary.
9. U.S. Census Bureau - Book Publishers, All Establishments: Revenue, annual table
   - Evidence informing the 2024 market-value input; displayed series and growth include calculations: The Census annual series reports USD xx.xx of U.S. book-publisher revenue for 2024. A modeled xx.xx% physical-book proportion excludes digital and other adjacent receipts.
   - Evidence informing the 2025 market-value input; displayed series and growth include calculations: The 2024 Census observation replaces an older survey-based U.S. revenue bridge in the demand pool underlying 2025.
   - Evidence informing base-year allocation inputs; displayed values and growth are calculated: The official Census revenue-series page defines the publisher-receipt measure underlying the retained U.S. input; the exact 2024 cell was not independently re-extracted. ([fred.stlouisfed.org](https://fred.stlouisfed.org/data/AIES51113RCT00US))
   - Evidence informing forecast-year allocation inputs; displayed values and growth are calculated: The official Census revenue-series page defines the publisher-receipt measure underlying the retained U.S. input; the exact 2024 cell was not independently re-extracted. ([fred.stlouisfed.org](https://fred.stlouisfed.org/data/AIES51113RCT00US))
10. Scholastic Corporation - Form 10-K for the year ended May 31, 2025
    - Evidence informing the 2024 market-value input; displayed series and growth include calculations: Scholastic's fiscal 2024 product, service, production and inventory-reserve costs were xx.xx% of revenue; postage, freight, shipping, fulfillment and other costs were xx.xx%. These broad categories constrain, but do not directly establish, eligible outsourced-service spending.
    - Evidence informing the 2025 market-value input; displayed series and growth include calculations: The corresponding fiscal 2025 proportions were xx.xx% and xx.xx%. Royalties and prepublication amortization are separately disclosed, allowing their exclusion from the service-market bridge.

11. CEWE achieves all targets in 2025 and aims to further increase revenue and earnings in 2026
    - Evidence informing the 2025 market-value input; displayed series and growth include calculations: CEWE reported xx.xx CEWE PHOTOBOOK copies in 2025 versus xx.xx in 2024, supporting a positive specialty-book volume assumption without establishing global adoption.
    - Evidence informing the 2026 market-value input; displayed series and growth include calculations: Observed 2025 photobook growth informs the specialty-demand assumption for 2026; the market value remains modeled.
    - Evidence informing the 2032 market-value input; displayed series and growth include calculations: The observed specialty-book activity is a starting condition for the forecast, not independent proof of continued growth through 2032.
    - Evidence informing the 2040 market-value input; displayed series and growth include calculations: The forecast explicitly slows specialty-demand growth after 2032; this source supplies the initial commercial observation, not the long-term growth rate.
    - Evidence informing base-year allocation inputs; displayed values and growth are calculated: Company photobook activity constrains the materiality of specialty commissions; it does not establish the modeled European specialty multiplier or continued growth through 2032. ([ir.cewe.de](https://ir.cewe.de/en/news/cewe-achieves-all-targets-in-2025-and-aims-to-further-increase-revenue-and-earnings-in/70292c17-c943-xx.xx-bd11-4323b6ce54d8))
    - Evidence informing forecast-year allocation inputs; displayed values and growth are calculated: Company photobook activity constrains the materiality of specialty commissions; it does not establish the modeled European specialty multiplier or continued growth through 2032. ([ir.cewe.de](https://ir.cewe.de/en/news/cewe-achieves-all-targets-in-2025-and-aims-to-further-increase-revenue-and-earnings-in/70292c17-c943-xx.xx-bd11-4323b6ce54d8))
12. Paperback Printing Cost - Kindle Direct Publishing
    - Evidence informing the 2025 market-value input; displayed series and growth include calculations: The inspected U.S. paperback schedule charges USD xx.xx plus USD xx.xx per page for the specified regular-trim black-ink category. It provides a contemporary commercial price comparison for the assumed USD xx.xx self-publishing production receipt, not an observed historical price or volume.
    - Evidence informing the 2026 market-value input; displayed series and growth include calculations: The schedule distinguishes printing charges from royalties and retail list prices, supporting the production-receipt boundary used in the estimate.
13. European Book Publishing Statistics 2017
    - Evidence informing the 2017 market-value input; displayed series and growth include calculations: The association's primary survey reports approximately EUR xx.xx of European net publisher revenue for 2017, constraining the pre-pandemic demand level.
14. European Book Publishing Statistics 2019
    - Evidence informing the 2018 market-value input; displayed series and growth include calculations: The association reports approximately EUR xx.xx of publisher revenue for 2018.
    - Evidence informing the 2019 market-value input; displayed series and growth include calculations: The association reports approximately EUR xx.xx for 2019 and identifies a questionnaire change that limits exact comparability with earlier observations.
15. 2021 年新闻出版产业分析报告
    - Evidence informing the 2020 market-value input; displayed series and growth include calculations: The official report's 2021 comparison identifies a substantial rebound from 2020, constraining the pandemic-recovery bridge.
    - Evidence informing the 2021 market-value input; displayed series and growth include calculations: China reported xx.xx book copies or sheets in 2021, up xx.xx%; the report also distinguishes textbook output and reprints.
16. European Book Publishing Statistics 2023
    - Evidence informing the 2022 market-value input; displayed series and growth include calculations: European net publisher revenue was approximately EUR xx.xx in 2022; the association describes paper-cost pressure and price-led growth.

17. Foreign Exchange Rates - G.5A Annual, January 5, 2026
    - Evidence informing base-year allocation inputs; displayed values and growth are calculated: Official annual-average exchange-rate methodology supports the frozen common-USD conversion convention; it does not measure service demand. ([federalreserve.gov](https://www.federalreserve.gov/releases/g5a/xx.xx/))
    - Evidence informing forecast-year allocation inputs; displayed values and growth are calculated: Official annual-average exchange-rate methodology supports the frozen common-USD conversion convention; it does not measure service demand. ([federalreserve.gov](https://www.federalreserve.gov/releases/g5a/xx.xx/))
    - Evidence informing base-year allocation inputs; displayed values and growth are calculated: The annual currency-conversion convention prevents mixing local-currency demand inputs with USD allocation weights. ([federalreserve.gov](https://www.federalreserve.gov/releases/g5a/xx.xx/))
    - Evidence informing forecast-year allocation inputs; displayed values and growth are calculated: The annual currency-conversion convention prevents mixing local-currency demand inputs with USD allocation weights. ([federalreserve.gov](https://www.federalreserve.gov/releases/g5a/xx.xx/))
18. GCC Statistical Center - Education Statistics 2024 announcement, March 23, 2026
    - Evidence informing base-year allocation inputs; displayed values and growth are calculated: Approximately xx.xx general-school pupils constrain the regional educational customer pool; national apportionment and monetization are assumed. ([gccstat.org](https://www.gccstat.org/news/xx.xx))
    - Evidence informing forecast-year allocation inputs; displayed values and growth are calculated: Approximately xx.xx general-school pupils constrain the regional educational customer pool; national apportionment and monetization are assumed. ([gccstat.org](https://www.gccstat.org/news/xx.xx))
19. South African Book Publishing Industry Survey 2023-2024
    - Evidence informing base-year allocation inputs; displayed values and growth are calculated: The transparent national publisher survey supplies a regional commercial comparator, not an observed African printing-service total. ([publishsa.co.za](https://publishsa.co.za/wp-content/uploads/2025/xx.xx/South-African-Book-Publishing-Industry-Survey-2023-2024.pdf))
    - Evidence informing forecast-year allocation inputs; displayed values and growth are calculated: The transparent national publisher survey supplies a regional commercial comparator, not an observed African printing-service total. ([publishsa.co.za](https://publishsa.co.za/wp-content/uploads/2025/xx.xx/South-African-Book-Publishing-Industry-Survey-2023-2024.pdf))
20. Ministry of Education - Press conference release, December 17, 2024
    - Evidence informing base-year allocation inputs; displayed values and growth are calculated: The announced increase in annual NCERT textbook printing from xx.xx to xx.xx supports an educational-demand mechanism, not realized supplier receipts or the modeled forecast share. ([education.gov.in](https://www.education.gov.in/sites/upload_files/mhrd/files/PIB%20releae%20of%20the%20Press%20Conference%20held%20today.pdf))
    - Evidence informing forecast-year allocation inputs; displayed values and growth are calculated: The announced increase in annual NCERT textbook printing from xx.xx to xx.xx supports an educational-demand mechanism, not realized supplier receipts or the modeled forecast share. ([education.gov.in](https://www.education.gov.in/sites/upload_files/mhrd/files/PIB%20releae%20of%20the%20Press%20Conference%20held%20today.pdf))
21. Global Connect - Ingram Content Group
    - Evidence informing base-year allocation inputs; displayed values and growth are calculated: Agreement-dependent network access does not quantify Brazilian commissions or guarantee institutional awards. ([resources.ingramcontent.com](https://resources.ingramcontent.com/publishers/global-connect))
    - Evidence informing forecast-year allocation inputs; displayed values and growth are calculated: Agreement-dependent network access does not quantify Brazilian commissions or guarantee institutional awards. ([resources.ingramcontent.com](https://resources.ingramcontent.com/publishers/global-connect))

22. Paperback and Hardcover Distribution Rights - Kindle Direct Publishing
    - Evidence informing base-year allocation inputs; displayed values and growth are calculated: The marketplace-specific physical-book distribution restriction is not evidence of zero Mexican printing and packaging demand. ([kdp.amazon.com](https://kdp.amazon.com/en_US/help/topic/G201834280))
    - Evidence informing forecast-year allocation inputs; displayed values and growth are calculated: The marketplace-specific physical-book distribution restriction is not evidence of zero Mexican printing and packaging demand. ([kdp.amazon.com](https://kdp.amazon.com/en_US/help/topic/G201834280))

11. Book Printing & Packaging Services Market, by Publication Application

■■■■■■■■■■■ ■■■■■■■■■■■ ■■■■■■■ ■■■ ■■■■■■■■■■ ■■■■■■■ ■■■ ■■■ ■■■■■■■ ■■■■ ■■■■ ■■■■■■ ■■■■■■■■■■■ ■■■■■ ■■■ ■■■■■■■ ■■■■■■■■ ■■■■■■ ■■■ ■■■■■■■■■■■ ■ ■■■■■■■■ ■■■■■■ ■■■■■■■ ■■■■■ ■■■■ ■■■■■■ ■■ ■■■■■ ■■■■■■■■■■ ■■■■■■■■■■ ■■■■■■■■ ■■■■■■■■■■■■ ■■■■■■■■■■■ ■■■■■ ■■■■■■■■■■ ■■■■■■■■■■■■ ■■■■■■■■■■■■■ ■■■ ■■■■■■■■■■ ■■■■■■■■■ ■■■■■■■ ■■■■■■ ■■■ ■■■■■■■■■ ■■ ■■ ■■■■■■■ ■■■■■■■ ■■■■■ ■■■■■■■■ ■■■■■■ ■■■■■■■ ■■■■■■■■■ This supports a deadline-and-availability requirement for the documented School Textbooks & Workbooks context, not an assumption that digital provision removes physical commissioning. Higher Education Textbooks and Vocational & Continuing Education Books require confirmation of their own course, edition, and delivery requirements rather than automatic adoption of NCERT's arrangements.

Scholarly & Professional Books also contain distinct service relationships. ■■■ ■■■■■■■■■■ ■■■■■ ■■■■■■■ ■■■■■■■■■■■■■■ ■■■■■■■■■ ■■■■■■■■■ ■■■■■■■■ ■■■■■ ■■■■■ ■■ ■■■■■■■■ ■■■ ■■■■■■■■ ■■■■■■■■■■■ ■■■■ ■■■■■■■■■■■■ ■ ■■■■■■■■■ ■■■■■■■■■ ■■■■■■ ■■■■ ■■ ■■■■■■■■■■■■ ■■■■■■■■■ ■■■■■■■ ■■■■■■■ ■■■■■■■■ ■ ■■■■■■■■ ■■■■■■■ ■■ ■■■ ■■■■■■■ ■■■■■■■ ■■■■■■■■■■■■■ ■■■■■■■■■ ■■■■■■■■■■ ■■■■■■■ ■■■■■■■■■■ ■■■ ■■■■■■■■■■■■ ■■■■■■■■ A production buyer should distinguish maintaining an approved research edition from supporting an update program; a complete-book delivery commitment does not automatically cover subsequent supplements.

General-Interest Books and Religious & Devotional Books should not inherit one production specification from their subject labels. ■■■ ■■■■■■■■■■ ■■■■■■■■■■■■ ■■■■■■■■ ■■■ ■■■■■■■■■■ ■■■■ ■■■■■■■■■ ■■■■■■■■■■ ■■■■■ ■■■ ■■■■■■■■■■■■■ ■■■■■■■■■ ■■■ ■■■■■■■■■■■ ■■■■■■■■■■■ ■■ ■■■ ■■■■■■■■■■■■ ■■■■■■■ ■■■ ■■■■■■■■ ■■■■■■■■■■■ ■■■ ■ ■■■■■■ ■■■■■ ■■■■■ ■■■■■■■■■ ■■■■■ ■■■■■ ■■■■■■■■■■ ■■■■■■■■■■■■■ Activity & Puzzle Books likewise require a clear intended purpose: the Census printing questionnaire includes coloring books within general-book production, demonstrating that interactive content alone does not establish an institutional textbook purchasing route.

Art & Photography Books can overlap physically with Personal Photo & Memory Books without serving the same commercial purpose. ■■■■■■■■■■■■■■■ ■■■■■ ■■■■■■■■■■■■ ■■■■■■■■■ ■■■■■■■■■■■ ■ ■■■■■■■ ■■■■■■■ ■■■ ■■■ ■■■■■■■ ■■■ ■■■■■ ■■■■■ ■■■■■■ ■■■■■■■■■■■■ ■■ ■ ■■■■■■■ ■■■■■■■■■ ■■■■■ ■■■■■■■ ■■■■■■■■■ ■■■■■■■■■ ■■■■■■■■■ ■■■■■■■■■■ ■■ ■■■■■■■■■■■ ■■ ■■■■■■■■■■ ■■■■■■ ■■■■■■■■■■■■■ Buyers should choose visibility and distribution against the intended audience; a link-only listing is not a guarantee against onward sharing.

Music Books & Scores have a separate channel consideration. The International ISMN Agency distinguishes identification and distribution of notated music from text-based books. ■ ■■■■■■■■■■■■ ■■■■■■ ■■■■■■■ ■■■■ ■■■ ■■■■■■■■ ■■■■■■■■■■■■■■■■■ ■■■■■■■■ ■■■■■■ ■■■■■■■■ ■■■ ■■■■■■■■ ■■■■■ ■■■■■■■ ■■■■■■ ■■■■ ■■■■■■■■ ■■■■ ■■■■■■■■ ■■■■ ■■■■■■■■■ ■■■ ■■■■■■■■■■■■ ■■■■■■■■■■■■ ■■■ ■■■■■■■■■■■

[redacted] Institutional & Corporate Books can instead serve an organizational presentation purpose, as illustrated by Blurb's business-book offering. Buyers should identify the approval owner, necessary preparation support, and intended recipient route before selecting a printing-only or broader service arrangement.

Figure 16. Global Book Printing & Packaging Services Market Size, by Publication Application, 2025 (%)

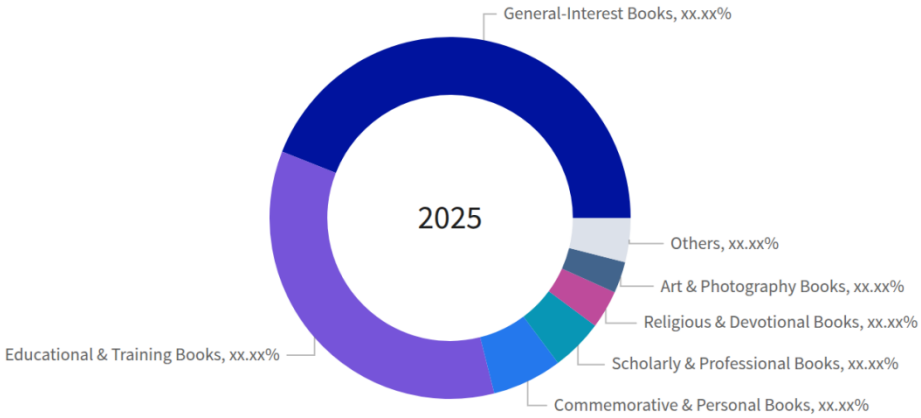

Figure 17. Global Book Printing & Packaging Services Market, by Publication Application, 2032 (USD Million)

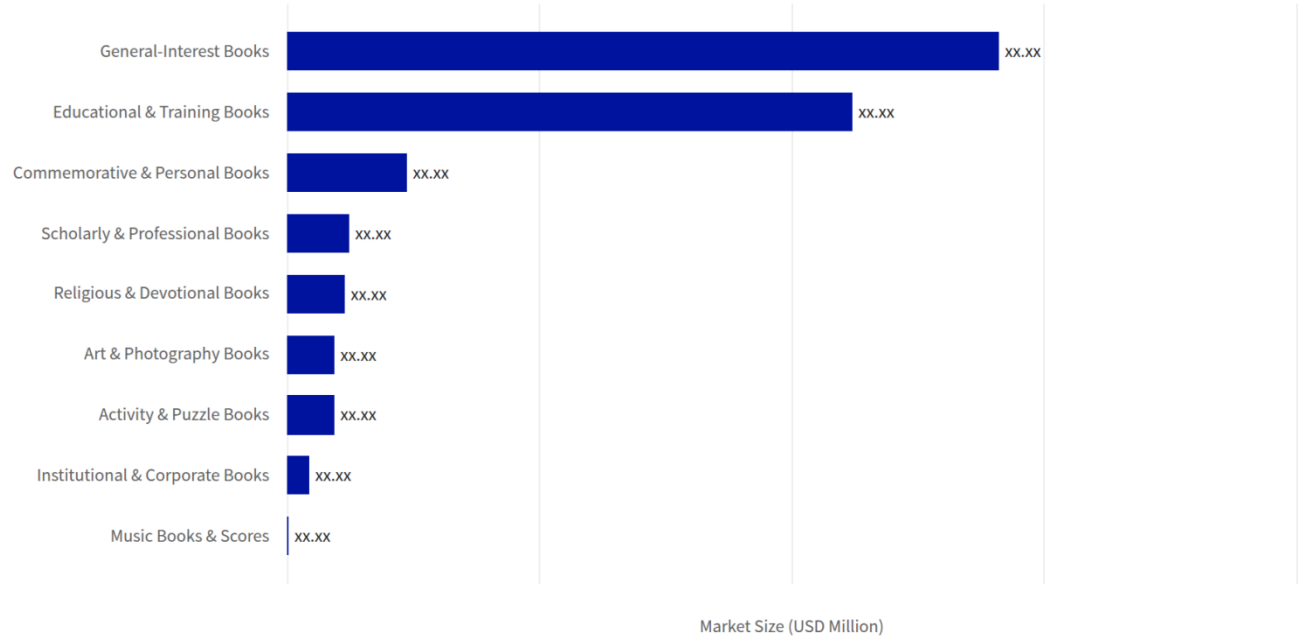

Table 137. Global Book Printing & Packaging Services Market, by Publication Application growth contribution, 2025-2032

Category	2025 value (USD Million)	2032 value (USD Million)	Added value (USD Million)	2025 share (%)	2032 share (%)	Change (pp)	Growth share (%)	CAGR (%)
Activity & Puzzle Books	xx.xx	xx.xx	xx.xx	xx.xx	xx.xx	xx.xx	xx.xx	xx.xx
Art & Photography Books	xx.xx	xx.xx	xx.xx	xx.xx	xx.xx	xx.xx	xx.xx	xx.xx
Commemorative & Personal Books	xx.xx	xx.xx	xx.xx	xx.xx	xx.xx	xx.xx	xx.xx	xx.xx
Educational & Training Books	xx.xx	xx.xx	xx.xx	xx.xx	xx.xx	xx.xx	xx.xx	xx.xx
General-Interest Books	xx.xx	xx.xx	xx.xx	xx.xx	xx.xx	xx.xx	xx.xx	xx.xx
Institutional & Corporate Books	xx.xx	xx.xx	xx.xx	xx.xx	xx.xx	xx.xx	xx.xx	xx.xx
Music Books & Scores	xx.xx	xx.xx	xx.xx	xx.xx	xx.xx	xx.xx	xx.xx	xx.xx
Religious & Devotional Books	xx.xx	xx.xx	xx.xx	xx.xx	xx.xx	xx.xx	xx.xx	xx.xx
Scholarly & Professional Books	xx.xx	xx.xx	xx.xx	xx.xx	xx.xx	xx.xx	xx.xx	xx.xx
Scope total	**xx.xx**	**xx.xx**	**xx.xx**	**xx.xx**	**xx.xx**	**xx.xx**	**xx.xx**	**xx.xx**

Table 138. Global Book Printing & Packaging Services Market Size, by Publication Application, 2017-2040 (USD Million)

Publication Application	2017	2024	2025	2026	2027	2032	2040	CAGR (%)
Activity & Puzzle Books	xx.xx	xx.xx	xx.xx	xx.xx	xx.xx	xx.xx	xx.xx	xx.xx
Art & Photography Books	xx.xx	xx.xx	xx.xx	xx.xx	xx.xx	xx.xx	xx.xx	xx.xx
Commemorative & Personal Books	xx.xx	xx.xx	xx.xx	xx.xx	xx.xx	xx.xx	xx.xx	xx.xx
Educational & Training Books	xx.xx	xx.xx	xx.xx	xx.xx	xx.xx	xx.xx	xx.xx	xx.xx
General-Interest Books	xx.xx	xx.xx	xx.xx	xx.xx	xx.xx	xx.xx	xx.xx	xx.xx
Institutional & Corporate Books	xx.xx	xx.xx	xx.xx	xx.xx	xx.xx	xx.xx	xx.xx	xx.xx
Music Books & Scores	xx.xx	xx.xx	xx.xx	xx.xx	xx.xx	xx.xx	xx.xx	xx.xx
Religious & Devotional Books	xx.xx	xx.xx	xx.xx	xx.xx	xx.xx	xx.xx	xx.xx	xx.xx
Scholarly & Professional Books	xx.xx	xx.xx	xx.xx	xx.xx	xx.xx	xx.xx	xx.xx	xx.xx
Total	**xx.xx**	**xx.xx**	**xx.xx**	**xx.xx**	**xx.xx**	**xx.xx**	**xx.xx**	**xx.xx**

Sources & Evidence

1. Thomson Reuters Legal Subscription Services
   · The documented professional-reference subscription includes updates and supplements after initial delivery, supporting a distinction between fixed-edition production and continuing publication support. ([thomsonreuters.com](https://www.thomsonreuters.com/en-us/help/account-management/licenses-subscriptions/legal-products/subscriptions-thomson-reuters-legal))
2. Premium Layflat Photo Books | PhotobookShop
   · The ordering page establishes a photographic book-service option but does not determine whether an individual commission serves public art distribution or personal memory preservation. ([photobookshop.com](https://www.photobookshop.com/photo-books/premium-lay-flat))
3. Education Minister Reviews Availability and Timely Distribution of NCERT Textbooks | Press Information Bureau
   · The April xx.xx 2026 Ministry of Education release describes NCERT stock and distribution coordination, last-mile delivery, and digital textbooks as an interim measure until physical copies reach students. ([pib.gov.in](https://www.pib.gov.in/PressReleasePage.aspx?PRID=xx.xx&lang=xx.xx®=xx.xx))
4. NAPCS Product List for NAICS 51113: Book Publishers | U.S. Census Bureau
   · The historical official product classification distinguishes printed scholarly books for academic and research communities from printed professional and technical books used in occupational practice. It is a category crosswalk, not current purchasing evidence. ([www2.census.gov](https://www2.census.gov/library/reference/napcs/product-list/web-xx.xx-final-reformatted-edited-us082208.pdf))
5. Products | CPI Print UK
   · CPI advertises hardback, paperback, thin-paper Bible and religious-book services. The offering supports edition-specific supplier comparison, not a universal religious-book requirement. ([cpi-print.co.uk](https://www.cpi-print.co.uk/products/))

6. 2022 Economic Census - Books Printing Questionnaire MC-32312 | U.S. Census Bureau
   - The 2022 Books Printing questionnaire includes coloring books within general-book printing. This illustrates category recognition without establishing an institutional educational purchasing route. ([bhs.econ.census.gov](https://bhs.econ.census.gov/ombpdfs2022/export/2022_MC-32312_su.pdf))
   - Taxonomy evidence: The official production questionnaire separates textbooks, technical/scientific/professional books, religious books, and general books. It supplies category recognition rather than current global quantities. ([bhs.econ.census.gov](https://bhs.econ.census.gov/ombpdfs2022/export/2022_MC-32312_su.pdf))
   - Taxonomy evidence: The official printing schedule distinguishes textbook, technical/scientific/professional, religious, and general-book production, supporting purpose-related commercial distinctions. ([bhs.econ.census.gov](https://bhs.econ.census.gov/ombpdfs2022/export/2022_MC-32312_su.pdf))
   - Evidence informing base-year allocation inputs; displayed values and growth are calculated: The official printing questionnaire supports the distinction between textbook and general-book production; recognition is not treated as a revenue weight.
   - Evidence informing forecast-year allocation inputs; displayed values and growth are calculated: The official printing questionnaire supports the distinction between textbook and general-book production; recognition is not treated as a revenue weight.
   - Evidence informing base-year allocation inputs; displayed values and growth are calculated: Recognized coloring-book output supports treating recreational activity commissions separately from institutional textbooks according to purpose.
   - Evidence informing forecast-year allocation inputs; displayed values and growth are calculated: Recognized coloring-book output supports treating recreational activity commissions separately from institutional textbooks according to purpose.
7. Frequently Asked Questions | International ISMN Agency
   - The International ISMN Agency distinguishes notated-music identification and distribution channels from the ISBN system for text-based books. ([ismn-international.org](https://ismn-international.org/ismn/faq/))
8. Sell Your Books Online in the Blurb Bookstore | Blurb
   - Blurb permits searchable or link-only bookstore listings. Link-only discoverability is not an assurance against onward sharing. ([photos.blurb.com](https://photos.blurb.com/sell-through-blurb))
9. RFSQ 26-013: Yearbook Software and Printing Services | Halton District School Board
   - HDSB's qualification notice, closing December xx.xx 2025, sought yearbook services combining design software, printing, binding, and school delivery. ([hdsb.bidsandtenders.ca](https://hdsb.bidsandtenders.ca/Module/Tenders/en/Tender/Detail/bcec7cec-xx.xx-466e-a520-54620f3c0209))
10. Preserve Your History | Friesens
    - Friesens routes print-ready history projects to its Trade Book Division and projects needing editing, design, or distribution support to FriesenPress. ([friesens.com](https://www.friesens.com/history-books/))
11. Business Books - Print Professional, Custom Corporate Books | Blurb
    - Blurb advertises custom business books and organizational presentation applications, supporting an Institutional & Corporate Books service example. ([blurb.com](https://www.blurb.com/business))
12. HM Revenue & Customs - VBOOKS3130: Books and Booklets, Function
    - Taxonomy evidence: The manual discusses primary function and multipurpose products, corroborating the need for an explicit purpose-based allocation rule without prescribing this global partition. ([gov.uk](https://www.gov.uk/hmrc-internal-manuals/vat-books/vbooks3130))
13. European Book Publishing Statistics 2024
    - Evidence informing the 2024 market-value input; displayed series and growth include calculations: European publishers reported approximately EUR xx.xx of net book-sales revenue in 2024. The disclosed ebook and audiobook proportions inform the modeled xx.xx% physical-book revenue proportion; publisher revenue is an input, not printing-service revenue.
    - Evidence informing the 2025 market-value input; displayed series and growth include calculations: The 2024 publisher-revenue and format observations provide the European demand input carried into the 2025 estimate.

14. The Global Publishing Industry in 2022
    - Evidence informing the 2024 market-value input; displayed series and growth include calculations: Table xx.xx supplies country-level publishing revenues and identifies differences between retail-value, publisher-revenue, print-only and prior-year observations. Selected non-European country observations are adjusted for physical formats and period before estimating production spending.
    - Evidence informing the 2025 market-value input; displayed series and growth include calculations: The selected country observations contribute to the demand pool underlying the 2025 working estimate. Nielsen retail datasets elsewhere in the publication are not used.
    - Evidence informing base-year allocation inputs; displayed values and growth are calculated: The original publishing survey documents country-level trade/education revenue differences used to constrain the modeled physical-publishing mix; it does not directly measure service shares.
    - Evidence informing forecast-year allocation inputs; displayed values and growth are calculated: The original publishing survey documents country-level trade/education revenue differences used to constrain the modeled physical-publishing mix; it does not directly measure service shares.
    - Evidence informing base-year allocation inputs; displayed values and growth are calculated: Country educational revenue proportions constrain regional demand-mix assumptions carried into the same forecast model.
    - Evidence informing forecast-year allocation inputs; displayed values and growth are calculated: Country educational revenue proportions constrain regional demand-mix assumptions carried into the same forecast model.
    - Evidence informing base-year allocation inputs; displayed values and growth are calculated: Reported children's-book revenue supplies the starting monetary input for the explicitly adjusted activity-book weight, not an observed activity share.
    - Evidence informing forecast-year allocation inputs; displayed values and growth are calculated: Reported children's-book revenue supplies the starting monetary input for the explicitly adjusted activity-book weight, not an observed activity share.
15. 2024 年新闻出版统计公报
    - Evidence informing the 2024 market-value input; displayed series and growth include calculations: For 2024, the official table reports xx.xx book copies or sheets and CNY xx.xx of book-publishing revenue. These constrain the demand bridge and historical contraction, rather than directly measuring printing-service sales.
    - Evidence informing the 2025 market-value input; displayed series and growth include calculations: The 2024 book-publishing observation supplies the Chinese demand primitive for the 2025 model.
16. Foreign Exchange Rates - G.5A Annual, January 5, 2026
    - Evidence informing the 2024 market-value input; displayed series and growth include calculations: The official 2024 annual-average conversion inputs are USD xx.xx per EUR, CNY xx.xx per USD and CAD xx.xx per USD.
    - Evidence informing the 2025 market-value input; displayed series and growth include calculations: The exchange-rate table establishes the conversion basis of the preceding-year demand inputs used in the 2025 estimate; subsequent effective-USD price assumptions are modeled separately.
17. Book publishing industry, 2024 - Statistics Canada
    - Evidence informing the 2024 market-value input; displayed series and growth include calculations: Canadian publishers reported CAD xx.xx of print sales outside the online category and CAD xx.xx of online print sales in 2024. Their sum, rather than total operating revenue, supplies the physical-book demand input.
    - Evidence informing the 2025 market-value input; displayed series and growth include calculations: Reported cost of goods sold of CAD xx.xx, up CAD xx.xx from 2022, supplies a cost-pressure cross-check, not a directly attributable printing-services total.

18. U.S. Census Bureau - Books Printing: Shipments, annual table
    - Evidence informing the 2017 market-value input; displayed series and growth include calculations: U.S. books-printing shipments were USD xx.xx in 2017; this is a national production anchor for the historical model.
    - Evidence informing the 2018 market-value input; displayed series and growth include calculations: U.S. books-printing shipments were USD xx.xx in 2018.
    - Evidence informing the 2019 market-value input; displayed series and growth include calculations: U.S. books-printing shipments were USD xx.xx in 2019.
    - Evidence informing the 2020 market-value input; displayed series and growth include calculations: U.S. books-printing shipments were USD xx.xx in 2020.
    - Evidence informing the 2021 market-value input; displayed series and growth include calculations: U.S. books-printing shipments were USD xx.xx in 2021.
    - Evidence informing the 2022 market-value input; displayed series and growth include calculations: U.S. books-printing shipments were USD xx.xx in 2022.
    - Evidence informing the 2024 market-value input; displayed series and growth include calculations: U.S. books-printing shipments were USD xx.xx in 2024. This national industrial measure is narrower than the composite global service boundary.
19. U.S. Census Bureau - Book Publishers, All Establishments: Revenue, annual table
    - Evidence informing the 2024 market-value input; displayed series and growth include calculations: The Census annual series reports USD xx.xx of U.S. book-publisher revenue for 2024. A modeled xx.xx% physical-book proportion excludes digital and other adjacent receipts.
    - Evidence informing the 2025 market-value input; displayed series and growth include calculations: The 2024 Census observation replaces an older survey-based U.S. revenue bridge in the demand pool underlying 2025.
20. Scholastic Corporation - Form 10-K for the year ended May 31, 2025
    - Evidence informing the 2024 market-value input; displayed series and growth include calculations: Scholastic's fiscal 2024 product, service, production and inventory-reserve costs were xx.xx% of revenue; postage, freight, shipping, fulfillment and other costs were xx.xx%. These broad categories constrain, but do not directly establish, eligible outsourced-service spending.
    - Evidence informing the 2025 market-value input; displayed series and growth include calculations: The corresponding fiscal 2025 proportions were xx.xx% and xx.xx%. Royalties and prepublication amortization are separately disclosed, allowing their exclusion from the service-market bridge.
21. CEWE achieves all targets in 2025 and aims to further increase revenue and earnings in 2026
    - Evidence informing the 2025 market-value input; displayed series and growth include calculations: CEWE reported xx.xx CEWE PHOTOBOOK copies in 2025 versus xx.xx in 2024, supporting a positive specialty-book volume assumption without establishing global adoption.
    - Evidence informing the 2026 market-value input; displayed series and growth include calculations: Observed 2025 photobook growth informs the specialty-demand assumption for 2026; the market value remains modeled.
    - Evidence informing the 2032 market-value input; displayed series and growth include calculations: The observed specialty-book activity is a starting condition for the forecast, not independent proof of continued growth through 2032.
    - Evidence informing the 2040 market-value input; displayed series and growth include calculations: The forecast explicitly slows specialty-demand growth after 2032; this source supplies the initial commercial observation, not the long-term growth rate.
    - Evidence informing base-year allocation inputs; displayed values and growth are calculated: Reported 2024-2025 photobook volumes independently constrain the specialty-activity assumption, without establishing global photobook volume or revenue.
    - Evidence informing forecast-year allocation inputs; displayed values and growth are calculated: Reported 2024-2025 photobook volumes independently constrain the specialty-activity assumption, without establishing global photobook volume or revenue.

22. Paperback Printing Cost - Kindle Direct Publishing
    - Evidence informing the 2025 market-value input; displayed series and growth include calculations: The inspected U.S. paperback schedule charges USD xx.xx plus USD xx.xx per page for the specified regular-trim black-ink category. It provides a contemporary commercial price comparison for the assumed USD xx.xx self-publishing production receipt, not an observed historical price or volume.
    - Evidence informing the 2026 market-value input; displayed series and growth include calculations: The schedule distinguishes printing charges from royalties and retail list prices, supporting the production-receipt boundary used in the estimate.
23. European Book Publishing Statistics 2017
    - Evidence informing the 2017 market-value input; displayed series and growth include calculations: The association's primary survey reports approximately EUR xx.xx of European net publisher revenue for 2017, constraining the pre-pandemic demand level.
24. European Book Publishing Statistics 2019
    - Evidence informing the 2018 market-value input; displayed series and growth include calculations: The association reports approximately EUR xx.xx of publisher revenue for 2018.
    - Evidence informing the 2019 market-value input; displayed series and growth include calculations: The association reports approximately EUR xx.xx for 2019 and identifies a questionnaire change that limits exact comparability with earlier observations.
25. 2021 年新闻出版产业分析报告
    - Evidence informing the 2020 market-value input; displayed series and growth include calculations: The official report's 2021 comparison identifies a substantial rebound from 2020, constraining the pandemic-recovery bridge.
    - Evidence informing the 2021 market-value input; displayed series and growth include calculations: China reported xx.xx book copies or sheets in 2021, up xx.xx%; the report also distinguishes textbook output and reprints.
26. European Book Publishing Statistics 2023
    - Evidence informing the 2022 market-value input; displayed series and growth include calculations: European net publisher revenue was approximately EUR xx.xx in 2022; the association describes paper-cost pressure and price-led growth.
27. AAP December 2025 StatShot Report
    - Evidence informing base-year allocation inputs; displayed values and growth are calculated: Direct publisher-sample religious and trade physical-format receipts provide a category-intensity proxy, subject to explicit geographic and coverage adjustments.
    - Evidence informing forecast-year allocation inputs; displayed values and growth are calculated: Direct publisher-sample religious and trade physical-format receipts provide a category-intensity proxy, subject to explicit geographic and coverage adjustments.
28. 二〇二一年全国新闻出版业基本情况
    - Evidence informing base-year allocation inputs; displayed values and growth are calculated: Official 2021 aggregate textbook output distinguishes school, tertiary and vocational/adult activity; historical volumes require value and global-scope adjustments.
    - Evidence informing forecast-year allocation inputs; displayed values and growth are calculated: Official 2021 aggregate textbook output distinguishes school, tertiary and vocational/adult activity; historical volumes require value and global-scope adjustments.
29. Music, printed or in manuscript imports by country, 2024 - World Integrated Trade Solution
    - Evidence informing base-year allocation inputs; displayed values and growth are calculated: Official HS xx.xx import observations constrain the music-publication value bridge; domestic supply, physical-book eligibility and the printing-service fraction remain modeled.
    - Evidence informing forecast-year allocation inputs; displayed values and growth are calculated: Official HS xx.xx import observations constrain the music-publication value bridge; domestic supply, physical-book eligibility and the printing-service fraction remain modeled.

30. Bloomsbury Publishing - 2024/25 Results Presentation
    - Evidence informing base-year allocation inputs; displayed values and growth are calculated: Separate Academic & Professional print, digital and rights/service receipts demonstrate the required physical-revenue boundary; company mix is not treated as global market share.
    - Evidence informing forecast-year allocation inputs; displayed values and growth are calculated: Separate Academic & Professional print, digital and rights/service receipts demonstrate the required physical-revenue boundary; company mix is not treated as global market share.

11.1. General-Interest Books

Table 139. Global Book Printing & Packaging Services Market Size, by General-Interest Books, by Region, 2017-2040 (USD Million)

Region	2017	2024	2025	2026	2027	2032	2040	CAGR (%)
Africa	xx.xx	xx.xx	xx.xx	xx.xx	xx.xx	xx.xx	xx.xx	xx.xx
Asia-Pacific	xx.xx	xx.xx	xx.xx	xx.xx	xx.xx	xx.xx	xx.xx	xx.xx
Europe	xx.xx	xx.xx	xx.xx	xx.xx	xx.xx	xx.xx	xx.xx	xx.xx
Latin America	xx.xx	xx.xx	xx.xx	xx.xx	xx.xx	xx.xx	xx.xx	xx.xx
Middle East	xx.xx	xx.xx	xx.xx	xx.xx	xx.xx	xx.xx	xx.xx	xx.xx
North America	xx.xx	xx.xx	xx.xx	xx.xx	xx.xx	xx.xx	xx.xx	xx.xx
Total	**xx.xx**	**xx.xx**	**xx.xx**	**xx.xx**	**xx.xx**	**xx.xx**	**xx.xx**	**xx.xx**

Table 140. Global Book Printing & Packaging Services Market Size, by General-Interest Books, by Group, 2017-2040 (USD Million)

Group	2017	2024	2025	2026	2027	2032	2040	CAGR (%)
ASEAN	xx.xx	xx.xx	xx.xx	xx.xx	xx.xx	xx.xx	xx.xx	xx.xx
BRICS	xx.xx	xx.xx	xx.xx	xx.xx	xx.xx	xx.xx	xx.xx	xx.xx
European Union	xx.xx	xx.xx	xx.xx	xx.xx	xx.xx	xx.xx	xx.xx	xx.xx
G7	xx.xx	xx.xx	xx.xx	xx.xx	xx.xx	xx.xx	xx.xx	xx.xx
GCC	xx.xx	xx.xx	xx.xx	xx.xx	xx.xx	xx.xx	xx.xx	xx.xx
NATO	xx.xx	xx.xx	xx.xx	xx.xx	xx.xx	xx.xx	xx.xx	xx.xx

Table 141. Global Book Printing & Packaging Services Market Size, by General-Interest Books, by Country, 2017-2040 (USD Million)

Country	2017	2024	2025	2026	2027	2032	2040	CAGR (%)
Australia	xx.xx	xx.xx	xx.xx	xx.xx	xx.xx	xx.xx	xx.xx	xx.xx
Brazil	xx.xx	xx.xx	xx.xx	xx.xx	xx.xx	xx.xx	xx.xx	xx.xx
Canada	xx.xx	xx.xx	xx.xx	xx.xx	xx.xx	xx.xx	xx.xx	xx.xx
China	xx.xx	xx.xx	xx.xx	xx.xx	xx.xx	xx.xx	xx.xx	xx.xx
France	xx.xx	xx.xx	xx.xx	xx.xx	xx.xx	xx.xx	xx.xx	xx.xx
Germany	xx.xx	xx.xx	xx.xx	xx.xx	xx.xx	xx.xx	xx.xx	xx.xx
India	xx.xx	xx.xx	xx.xx	xx.xx	xx.xx	xx.xx	xx.xx	xx.xx
Italy	xx.xx	xx.xx	xx.xx	xx.xx	xx.xx	xx.xx	xx.xx	xx.xx
Japan	xx.xx	xx.xx	xx.xx	xx.xx	xx.xx	xx.xx	xx.xx	xx.xx
Mexico	xx.xx	xx.xx	xx.xx	xx.xx	xx.xx	xx.xx	xx.xx	xx.xx
Russia	xx.xx	xx.xx	xx.xx	xx.xx	xx.xx	xx.xx	xx.xx	xx.xx
South Korea	xx.xx	xx.xx	xx.xx	xx.xx	xx.xx	xx.xx	xx.xx	xx.xx
Spain	xx.xx	xx.xx	xx.xx	xx.xx	xx.xx	xx.xx	xx.xx	xx.xx
United Kingdom	xx.xx	xx.xx	xx.xx	xx.xx	xx.xx	xx.xx	xx.xx	xx.xx
United States	xx.xx	xx.xx	xx.xx	xx.xx	xx.xx	xx.xx	xx.xx	xx.xx
Others	xx.xx	xx.xx	xx.xx	xx.xx	xx.xx	xx.xx	xx.xx	xx.xx
Total	**xx.xx**	**xx.xx**	**xx.xx**	**xx.xx**	**xx.xx**	**xx.xx**	**xx.xx**	**xx.xx**

Sources & Evidence

1. U.S. Census Bureau - 2022 Economic Census, Books Printing Questionnaire MC-32312
   - Taxonomy evidence: The general-book line includes trade books for adults and juveniles. ([bhs.econ.census.gov](https://bhs.econ.census.gov/ombpdfs2022/export/2022_MC-32312_su.pdf))
   - Taxonomy evidence: General-book printing includes trade books for adult and juvenile audiences. ([bhs.econ.census.gov](https://bhs.econ.census.gov/ombpdfs2022/export/2022_MC-32312_su.pdf))
   - Evidence informing base-year allocation inputs; displayed values and growth are calculated: The official printing questionnaire supports the distinction between textbook and general-book production; recognition is not treated as a revenue weight.
   - Evidence informing forecast-year allocation inputs; displayed values and growth are calculated: The official printing questionnaire supports the distinction between textbook and general-book production; recognition is not treated as a revenue weight.
2. EDItEUR - ONIX Codelist 28: Audience Type
   - Taxonomy evidence: ONIX distinguishes nonspecialist adult, children, and teenage audiences from specifically educational audiences; youth readership does not itself establish instructional purpose. ([ns.editeur.org](https://ns.editeur.org/onix/en/xx.xx))

3. European Book Publishing Statistics 2024

- Evidence informing the 2024 market-value input; displayed series and growth include calculations: European publishers reported approximately EUR xx.xx of net book-sales revenue in 2024. The disclosed ebook and audiobook proportions inform the modeled xx.xx% physical-book revenue proportion; publisher revenue is an input, not printing-service revenue.
- Evidence informing the 2025 market-value input; displayed series and growth include calculations: The 2024 publisher-revenue and format observations provide the European demand input carried into the 2025 estimate.
- Evidence informing base-year allocation inputs; displayed values and growth are calculated: EUR xx.xx of 2024 publisher revenue and weakening physical volumes constrain the European demand weight and forecast, not directly observed service shares.
([fep-fee.eu](https://www.fep-fee.eu/European-Book-Publishing-Statistics-2024))
- Evidence informing forecast-year allocation inputs; displayed values and growth are calculated: EUR xx.xx of 2024 publisher revenue and weakening physical volumes constrain the European demand weight and forecast, not directly observed service shares.
([fep-fee.eu](https://www.fep-fee.eu/European-Book-Publishing-Statistics-2024))

4. The Global Publishing Industry in 2022

- Evidence informing the 2024 market-value input; displayed series and growth include calculations: Table xx.xx supplies country-level publishing revenues and identifies differences between retail-value, publisher-revenue, print-only and prior-year observations. Selected non-European country observations are adjusted for physical formats and period before estimating production spending.
- Evidence informing the 2025 market-value input; displayed series and growth include calculations: The selected country observations contribute to the demand pool underlying the 2025 working estimate. Nielsen retail datasets elsewhere in the publication are not used.
- Evidence informing base-year allocation inputs; displayed values and growth are calculated: Country revenue/format proxies constrain commissioning weights. ([wipo.int](https://www.wipo.int/edocs/pubdocs/en/wipo-pub-xx.xx-2023-xx.xx-en-the-global-publishing-industry-in-2022.pdf))
- Evidence informing forecast-year allocation inputs; displayed values and growth are calculated: Country revenue/format proxies constrain commissioning weights. ([wipo.int](https://www.wipo.int/edocs/pubdocs/en/wipo-pub-xx.xx-2023-xx.xx-en-the-global-publishing-industry-in-2022.pdf))
- Evidence informing base-year allocation inputs; displayed values and growth are calculated: Revenue and registration proxies constrain allocation. ([wipo.int](https://www.wipo.int/edocs/pubdocs/en/wipo-pub-xx.xx-2023-xx.xx-en-the-global-publishing-industry-in-2022.pdf))
- Evidence informing forecast-year allocation inputs; displayed values and growth are calculated: Revenue and registration proxies constrain allocation. ([wipo.int](https://www.wipo.int/edocs/pubdocs/en/wipo-pub-xx.xx-2023-xx.xx-en-the-global-publishing-industry-in-2022.pdf))
- Evidence informing base-year allocation inputs; displayed values and growth are calculated: Revenue, format and title proxies constrain allocation. ([wipo.int](https://www.wipo.int/edocs/pubdocs/en/wipo-pub-xx.xx-2023-xx.xx-en-the-global-publishing-industry-in-2022.pdf))
- Evidence informing forecast-year allocation inputs; displayed values and growth are calculated: Revenue, format and title proxies constrain allocation. ([wipo.int](https://www.wipo.int/edocs/pubdocs/en/wipo-pub-xx.xx-2023-xx.xx-en-the-global-publishing-industry-in-2022.pdf))
- Evidence informing base-year allocation inputs; displayed values and growth are calculated: Turkish revenue constrains regional commissioning scale. ([wipo.int](https://www.wipo.int/edocs/pubdocs/en/wipo-pub-xx.xx-2023-xx.xx-en-the-global-publishing-industry-in-2022.pdf))
- Evidence informing forecast-year allocation inputs; displayed values and growth are calculated: Turkish revenue constrains regional commissioning scale. ([wipo.int](https://www.wipo.int/edocs/pubdocs/en/wipo-pub-xx.xx-2023-xx.xx-en-the-global-publishing-industry-in-2022.pdf))
- Evidence informing base-year allocation inputs; displayed values and growth are calculated: Nigerian registration activity supplies a modeled-demand input. ([wipo.int](https://www.wipo.int/edocs/pubdocs/en/wipo-pub-xx.xx-2023-xx.xx-en-the-global-publishing-industry-in-2022.pdf))
- Evidence informing forecast-year allocation inputs; displayed values and growth are calculated: Nigerian registration activity supplies a modeled-demand input. ([wipo.int](https://www.wipo.int/edocs/pubdocs/en/wipo-pub-xx.xx-2023-xx.xx-en-the-global-publishing-industry-in-2022.pdf))
- Evidence informing base-year allocation inputs; displayed values and growth are calculated: Country revenue, format and registration proxies constrain allocation. ([wipo.int](https://www.wipo.int/edocs/pubdocs/en/wipo-pub-xx.xx-2023-xx.xx-en-the-global-publishing-industry-in-2022.pdf))
- Evidence informing forecast-year allocation inputs; displayed values and growth are calculated: Country revenue, format and registration proxies constrain allocation. ([wipo.int](https://www.wipo.int/edocs/pubdocs/en/wipo-pub-xx.xx-2023-xx.xx-en-the-global-publishing-industry-in-2022.pdf))
- Evidence informing base-year allocation inputs; displayed values and growth are calculated: The original publishing survey documents country-level trade/education revenue differences used to constrain the modeled physical-publishing mix; it does not directly measure service shares.
- Evidence informing forecast-year allocation inputs; displayed values and growth are calculated: The original publishing survey documents country-level trade/education revenue differences used to constrain the modeled physical-publishing mix; it does not directly measure service shares.

5. 2024 年新闻出版统计公报

· Evidence informing the 2024 market-value input; displayed series and growth include calculations: For 2024, the official table reports xx.xx book copies or sheets and CNY xx.xx of book-publishing revenue. These constrain the demand bridge and historical contraction, rather than directly measuring printing-service sales.

· Evidence informing the 2025 market-value input; displayed series and growth include calculations: The 2024 book-publishing observation supplies the Chinese demand primitive for the 2025 model.

· Evidence informing base-year allocation inputs; displayed values and growth are calculated: 2024 book-publishing revenue of CNY xx.xx supplies the physical-demand proxy; reported output contraction qualifies growth assumptions. ([nppa.gov.cn](https://www.nppa.gov.cn/xxgk/fdzdgknr/tjxx/xx.xx/P020251218382424228218.pdf))

· Evidence informing forecast-year allocation inputs; displayed values and growth are calculated: 2024 book-publishing revenue of CNY xx.xx supplies the physical-demand proxy; reported output contraction qualifies growth assumptions. ([nppa.gov.cn](https://www.nppa.gov.cn/xxgk/fdzdgknr/tjxx/xx.xx/P020251218382424228218.pdf))

· Evidence informing base-year allocation inputs; displayed values and growth are calculated: The Chinese book-publishing observation is a major regional demand input, distinct from all printing and packaging industry revenue. ([nppa.gov.cn](https://www.nppa.gov.cn/xxgk/fdzdgknr/tjxx/xx.xx/P020251218382424228218.pdf))

· Evidence informing forecast-year allocation inputs; displayed values and growth are calculated: The Chinese book-publishing observation is a major regional demand input, distinct from all printing and packaging industry revenue. ([nppa.gov.cn](https://www.nppa.gov.cn/xxgk/fdzdgknr/tjxx/xx.xx/P020251218382424228218.pdf))

6. Foreign Exchange Rates - G.5A Annual, January 5, 2026

· Evidence informing the 2024 market-value input; displayed series and growth include calculations: The official 2024 annual-average conversion inputs are USD xx.xx per EUR, CNY xx.xx per USD and CAD xx.xx per USD.

· Evidence informing the 2025 market-value input; displayed series and growth include calculations: The exchange-rate table establishes the conversion basis of the preceding-year demand inputs used in the 2025 estimate; subsequent effective-USD price assumptions are modeled separately.

7. Book publishing industry, 2024 - Statistics Canada

· Evidence informing the 2024 market-value input; displayed series and growth include calculations: Canadian publishers reported CAD xx.xx of print sales outside the online category and CAD xx.xx of online print sales in 2024. Their sum, rather than total operating revenue, supplies the physical-book demand input.

· Evidence informing the 2025 market-value input; displayed series and growth include calculations: Reported cost of goods sold of CAD xx.xx, up CAD xx.xx from 2022, supplies a cost-pressure cross-check, not a directly attributable printing-services total.

· Evidence informing base-year allocation inputs; displayed values and growth are calculated: CAD xx.xx plus CAD xx.xx of print sales supplies a physical-book commissioning proxy; digital growth constrains the forecast mix. ([www150.statcan.gc.ca](https://www150.statcan.gc.ca/n1/daily-quotidien/xx.xx/dq260205b-eng.pdf))

· Evidence informing forecast-year allocation inputs; displayed values and growth are calculated: CAD xx.xx plus CAD xx.xx of print sales supplies a physical-book commissioning proxy; digital growth constrains the forecast mix. ([www150.statcan.gc.ca](https://www150.statcan.gc.ca/n1/daily-quotidien/xx.xx/dq260205b-eng.pdf))

· Evidence informing base-year allocation inputs; displayed values and growth are calculated: The Canadian physical-book input contributes to the North American demand index; it is publisher revenue, not service receipts. ([www150.statcan.gc.ca](https://www150.statcan.gc.ca/n1/daily-quotidien/xx.xx/dq260205b-eng.pdf))

· Evidence informing forecast-year allocation inputs; displayed values and growth are calculated: The Canadian physical-book input contributes to the North American demand index; it is publisher revenue, not service receipts. ([www150.statcan.gc.ca](https://www150.statcan.gc.ca/n1/daily-quotidien/xx.xx/dq260205b-eng.pdf))

8. U.S. Census Bureau - Books Printing: Shipments, annual table
   - Evidence informing the 2017 market-value input; displayed series and growth include calculations: U.S. books-printing shipments were USD xx.xx in 2017; this is a national production anchor for the historical model.
   - Evidence informing the 2018 market-value input; displayed series and growth include calculations: U.S. books-printing shipments were USD xx.xx in 2018.
   - Evidence informing the 2019 market-value input; displayed series and growth include calculations: U.S. books-printing shipments were USD xx.xx in 2019.
   - Evidence informing the 2020 market-value input; displayed series and growth include calculations: U.S. books-printing shipments were USD xx.xx in 2020.
   - Evidence informing the 2021 market-value input; displayed series and growth include calculations: U.S. books-printing shipments were USD xx.xx in 2021.
   - Evidence informing the 2022 market-value input; displayed series and growth include calculations: U.S. books-printing shipments were USD xx.xx in 2022.
   - Evidence informing the 2024 market-value input; displayed series and growth include calculations: U.S. books-printing shipments were USD xx.xx in 2024. This national industrial measure is narrower than the composite global service boundary.
9. U.S. Census Bureau - Book Publishers, All Establishments: Revenue, annual table
   - Evidence informing the 2024 market-value input; displayed series and growth include calculations: The Census annual series reports USD xx.xx of U.S. book-publisher revenue for 2024. A modeled xx.xx% physical-book proportion excludes digital and other adjacent receipts.
   - Evidence informing the 2025 market-value input; displayed series and growth include calculations: The 2024 Census observation replaces an older survey-based U.S. revenue bridge in the demand pool underlying 2025.
   - Evidence informing base-year allocation inputs; displayed values and growth are calculated: The official Census revenue-series page defines the publisher-receipt measure underlying the retained U.S. input; the exact 2024 cell was not independently re-extracted. ([fred.stlouisfed.org](https://fred.stlouisfed.org/data/AIES51113RCT00US))
   - Evidence informing forecast-year allocation inputs; displayed values and growth are calculated: The official Census revenue-series page defines the publisher-receipt measure underlying the retained U.S. input; the exact 2024 cell was not independently re-extracted. ([fred.stlouisfed.org](https://fred.stlouisfed.org/data/AIES51113RCT00US))
10. Scholastic Corporation - Form 10-K for the year ended May 31, 2025
    - Evidence informing the 2024 market-value input; displayed series and growth include calculations: Scholastic's fiscal 2024 product, service, production and inventory-reserve costs were xx.xx% of revenue; postage, freight, shipping, fulfillment and other costs were xx.xx%. These broad categories constrain, but do not directly establish, eligible outsourced-service spending.
    - Evidence informing the 2025 market-value input; displayed series and growth include calculations: The corresponding fiscal 2025 proportions were xx.xx% and xx.xx%. Royalties and prepublication amortization are separately disclosed, allowing their exclusion from the service-market bridge.

11. CEWE achieves all targets in 2025 and aims to further increase revenue and earnings in 2026

- Evidence informing the 2025 market-value input; displayed series and growth include calculations: CEWE reported xx.xx CEWE PHOTOBOOK copies in 2025 versus xx.xx in 2024, supporting a positive specialty-book volume assumption without establishing global adoption.
- Evidence informing the 2026 market-value input; displayed series and growth include calculations: Observed 2025 photobook growth informs the specialty-demand assumption for 2026; the market value remains modeled.
- Evidence informing the 2032 market-value input; displayed series and growth include calculations: The observed specialty-book activity is a starting condition for the forecast, not independent proof of continued growth through 2032.
- Evidence informing the 2040 market-value input; displayed series and growth include calculations: The forecast explicitly slows specialty-demand growth after 2032; this source supplies the initial commercial observation, not the long-term growth rate.
- Evidence informing base-year allocation inputs; displayed values and growth are calculated: Company photobook activity constrains the materiality of specialty commissions; it does not establish the modeled European specialty multiplier or continued growth through 2032. ([ir.cewe.de](https://ir.cewe.de/en/news/cewe-achieves-all-targets-in-2025-and-aims-to-further-increase-revenue-and-earnings-in/70292c17-c943-xx.xx-bd11-4323b6ce54d8))
- Evidence informing forecast-year allocation inputs; displayed values and growth are calculated: Company photobook activity constrains the materiality of specialty commissions; it does not establish the modeled European specialty multiplier or continued growth through 2032. ([ir.cewe.de](https://ir.cewe.de/en/news/cewe-achieves-all-targets-in-2025-and-aims-to-further-increase-revenue-and-earnings-in/70292c17-c943-xx.xx-bd11-4323b6ce54d8))

12. Paperback Printing Cost - Kindle Direct Publishing

- Evidence informing the 2025 market-value input; displayed series and growth include calculations: The inspected U.S. paperback schedule charges USD xx.xx plus USD xx.xx per page for the specified regular-trim black-ink category. It provides a contemporary commercial price comparison for the assumed USD xx.xx self-publishing production receipt, not an observed historical price or volume.
- Evidence informing the 2026 market-value input; displayed series and growth include calculations: The schedule distinguishes printing charges from royalties and retail list prices, supporting the production-receipt boundary used in the estimate.

13. European Book Publishing Statistics 2017

- Evidence informing the 2017 market-value input; displayed series and growth include calculations: The association's primary survey reports approximately EUR xx.xx of European net publisher revenue for 2017, constraining the pre-pandemic demand level.

14. European Book Publishing Statistics 2019

- Evidence informing the 2018 market-value input; displayed series and growth include calculations: The association reports approximately EUR xx.xx of publisher revenue for 2018.
- Evidence informing the 2019 market-value input; displayed series and growth include calculations: The association reports approximately EUR xx.xx for 2019 and identifies a questionnaire change that limits exact comparability with earlier observations.

15. 2021 年新闻出版产业分析报告

- Evidence informing the 2020 market-value input; displayed series and growth include calculations: The official report's 2021 comparison identifies a substantial rebound from 2020, constraining the pandemic-recovery bridge.
- Evidence informing the 2021 market-value input; displayed series and growth include calculations: China reported xx.xx book copies or sheets in 2021, up xx.xx%; the report also distinguishes textbook output and reprints.

16. European Book Publishing Statistics 2023

- Evidence informing the 2022 market-value input; displayed series and growth include calculations: European net publisher revenue was approximately EUR xx.xx in 2022; the association describes paper-cost pressure and price-led growth.

17. Foreign Exchange Rates - G.5A Annual, January 5, 2026
    - Evidence informing base-year allocation inputs; displayed values and growth are calculated: Official annual-average exchange-rate methodology supports the frozen common-USD conversion convention; it does not measure service demand. ([federalreserve.gov](https://www.federalreserve.gov/releases/g5a/xx.xx/))
    - Evidence informing forecast-year allocation inputs; displayed values and growth are calculated: Official annual-average exchange-rate methodology supports the frozen common-USD conversion convention; it does not measure service demand. ([federalreserve.gov](https://www.federalreserve.gov/releases/g5a/xx.xx/))
    - Evidence informing base-year allocation inputs; displayed values and growth are calculated: The annual currency-conversion convention prevents mixing local-currency demand inputs with USD allocation weights. ([federalreserve.gov](https://www.federalreserve.gov/releases/g5a/xx.xx/))
    - Evidence informing forecast-year allocation inputs; displayed values and growth are calculated: The annual currency-conversion convention prevents mixing local-currency demand inputs with USD allocation weights. ([federalreserve.gov](https://www.federalreserve.gov/releases/g5a/xx.xx/))
18. GCC Statistical Center - Education Statistics 2024 announcement, March 23, 2026
    - Evidence informing base-year allocation inputs; displayed values and growth are calculated: Approximately xx.xx general-school pupils constrain the regional educational customer pool; national apportionment and monetization are assumed. ([gccstat.org](https://www.gccstat.org/news/xx.xx))
    - Evidence informing forecast-year allocation inputs; displayed values and growth are calculated: Approximately xx.xx general-school pupils constrain the regional educational customer pool; national apportionment and monetization are assumed. ([gccstat.org](https://www.gccstat.org/news/xx.xx))
19. South African Book Publishing Industry Survey 2023-2024
    - Evidence informing base-year allocation inputs; displayed values and growth are calculated: The transparent national publisher survey supplies a regional commercial comparator, not an observed African printing-service total. ([publishsa.co.za](https://publishsa.co.za/wp-content/uploads/2025/xx.xx/South-African-Book-Publishing-Industry-Survey-2023-2024.pdf))
    - Evidence informing forecast-year allocation inputs; displayed values and growth are calculated: The transparent national publisher survey supplies a regional commercial comparator, not an observed African printing-service total. ([publishsa.co.za](https://publishsa.co.za/wp-content/uploads/2025/xx.xx/South-African-Book-Publishing-Industry-Survey-2023-2024.pdf))
20. Ministry of Education - Press conference release, December 17, 2024
    - Evidence informing base-year allocation inputs; displayed values and growth are calculated: The announced increase in annual NCERT textbook printing from xx.xx to xx.xx supports an educational-demand mechanism, not realized supplier receipts or the modeled forecast share. ([education.gov.in](https://www.education.gov.in/sites/upload_files/mhrd/files/PIB%20releae%20of%20the%20Press%20Conference%20held%20today.pdf))
    - Evidence informing forecast-year allocation inputs; displayed values and growth are calculated: The announced increase in annual NCERT textbook printing from xx.xx to xx.xx supports an educational-demand mechanism, not realized supplier receipts or the modeled forecast share. ([education.gov.in](https://www.education.gov.in/sites/upload_files/mhrd/files/PIB%20releae%20of%20the%20Press%20Conference%20held%20today.pdf))
21. Global Connect - Ingram Content Group
    - Evidence informing base-year allocation inputs; displayed values and growth are calculated: Agreement-dependent network access does not quantify Brazilian commissions or guarantee institutional awards. ([resources.ingramcontent.com](https://resources.ingramcontent.com/publishers/global-connect))
    - Evidence informing forecast-year allocation inputs; displayed values and growth are calculated: Agreement-dependent network access does not quantify Brazilian commissions or guarantee institutional awards. ([resources.ingramcontent.com](https://resources.ingramcontent.com/publishers/global-connect))

22. Paperback and Hardcover Distribution Rights - Kindle Direct Publishing
    - Evidence informing base-year allocation inputs; displayed values and growth are calculated: The marketplace-specific physical-book distribution restriction is not evidence of zero Mexican printing and packaging demand. ([kdp.amazon.com](https://kdp.amazon.com/en_US/help/topic/G201834280))
    - Evidence informing forecast-year allocation inputs; displayed values and growth are calculated: The marketplace-specific physical-book distribution restriction is not evidence of zero Mexican printing and packaging demand. ([kdp.amazon.com](https://kdp.amazon.com/en_US/help/topic/G201834280))

11.2. Educational & Training Books

Table 142. Global Book Printing & Packaging Services Market, by Educational & Training Books growth contribution, 2025-2032

Category	2025 value (USD Million)	2032 value (USD Million)	Added value (USD Million)	2025 share (%)	2032 share (%)	Change (pp)	Growth share (%)	CAGR (%)
Higher Education Textbooks	xx.xx	xx.xx	xx.xx	xx.xx	xx.xx	xx.xx	xx.xx	xx.xx
School Textbooks & Workbooks	xx.xx	xx.xx	xx.xx	xx.xx	xx.xx	xx.xx	xx.xx	xx.xx
Vocational & Continuing Education Books	xx.xx	xx.xx	xx.xx	xx.xx	xx.xx	xx.xx	xx.xx	xx.xx
Scope total	**xx.xx**	**xx.xx**	**xx.xx**	**xx.xx**	**xx.xx**	**xx.xx**	**xx.xx**	**xx.xx**

Table 143. Global Book Printing & Packaging Services Market Size, by Educational & Training Books, by Region, 2017-2040 (USD Million)

Region	2017	2024	2025	2026	2027	2032	2040	CAGR (%)
Africa	xx.xx	xx.xx	xx.xx	xx.xx	xx.xx	xx.xx	xx.xx	xx.xx
Asia-Pacific	xx.xx	xx.xx	xx.xx	xx.xx	xx.xx	xx.xx	xx.xx	xx.xx
Europe	xx.xx	xx.xx	xx.xx	xx.xx	xx.xx	xx.xx	xx.xx	xx.xx
Latin America	xx.xx	xx.xx	xx.xx	xx.xx	xx.xx	xx.xx	xx.xx	xx.xx
Middle East	xx.xx	xx.xx	xx.xx	xx.xx	xx.xx	xx.xx	xx.xx	xx.xx
North America	xx.xx	xx.xx	xx.xx	xx.xx	xx.xx	xx.xx	xx.xx	xx.xx
Total	**xx.xx**	**xx.xx**	**xx.xx**	**xx.xx**	**xx.xx**	**xx.xx**	**xx.xx**	**xx.xx**

Table 144. Global Book Printing & Packaging Services Market Size, by Educational & Training Books, by Group, 2017-2040 (USD Million)

Group	2017	2024	2025	2026	2027	2032	2040	CAGR (%)
ASEAN	xx.xx	xx.xx	xx.xx	xx.xx	xx.xx	xx.xx	xx.xx	xx.xx
BRICS	xx.xx	xx.xx	xx.xx	xx.xx	xx.xx	xx.xx	xx.xx	xx.xx
European Union	xx.xx	xx.xx	xx.xx	xx.xx	xx.xx	xx.xx	xx.xx	xx.xx
G7	xx.xx	xx.xx	xx.xx	xx.xx	xx.xx	xx.xx	xx.xx	xx.xx
GCC	xx.xx	xx.xx	xx.xx	xx.xx	xx.xx	xx.xx	xx.xx	xx.xx
NATO	xx.xx	xx.xx	xx.xx	xx.xx	xx.xx	xx.xx	xx.xx	xx.xx

Table 145. Global Book Printing & Packaging Services Market Size, by Educational & Training Books, by Country, 2017-2040 (USD Million)

Country	2017	2024	2025	2026	2027	2032	2040	CAGR (%)
Australia	xx.xx	xx.xx	xx.xx	xx.xx	xx.xx	xx.xx	xx.xx	xx.xx
Brazil	xx.xx	xx.xx	xx.xx	xx.xx	xx.xx	xx.xx	xx.xx	xx.xx
Canada	xx.xx	xx.xx	xx.xx	xx.xx	xx.xx	xx.xx	xx.xx	xx.xx
China	xx.xx	xx.xx	xx.xx	xx.xx	xx.xx	xx.xx	xx.xx	xx.xx
France	xx.xx	xx.xx	xx.xx	xx.xx	xx.xx	xx.xx	xx.xx	xx.xx
Germany	xx.xx	xx.xx	xx.xx	xx.xx	xx.xx	xx.xx	xx.xx	xx.xx
India	xx.xx	xx.xx	xx.xx	xx.xx	xx.xx	xx.xx	xx.xx	xx.xx
Italy	xx.xx	xx.xx	xx.xx	xx.xx	xx.xx	xx.xx	xx.xx	xx.xx
Japan	xx.xx	xx.xx	xx.xx	xx.xx	xx.xx	xx.xx	xx.xx	xx.xx
Mexico	xx.xx	xx.xx	xx.xx	xx.xx	xx.xx	xx.xx	xx.xx	xx.xx
Russia	xx.xx	xx.xx	xx.xx	xx.xx	xx.xx	xx.xx	xx.xx	xx.xx
South Korea	xx.xx	xx.xx	xx.xx	xx.xx	xx.xx	xx.xx	xx.xx	xx.xx
Spain	xx.xx	xx.xx	xx.xx	xx.xx	xx.xx	xx.xx	xx.xx	xx.xx
United Kingdom	xx.xx	xx.xx	xx.xx	xx.xx	xx.xx	xx.xx	xx.xx	xx.xx
United States	xx.xx	xx.xx	xx.xx	xx.xx	xx.xx	xx.xx	xx.xx	xx.xx
Others	xx.xx	xx.xx	xx.xx	xx.xx	xx.xx	xx.xx	xx.xx	xx.xx
Total	**xx.xx**	**xx.xx**	**xx.xx**	**xx.xx**	**xx.xx**	**xx.xx**	**xx.xx**	**xx.xx**

Sources & Evidence

1. U.S. Census Bureau - 2022 Economic Census, Books Printing Questionnaire MC-32312
   · Taxonomy evidence: The textbook line includes teacher editions and workbooks. ([bhs.econ.census.gov](https://bhs.econ.census.gov/ombpdfs2022/export/2022_MC-32312_su.pdf))
   · Taxonomy evidence: Textbook production expressly includes teacher editions and workbooks. ([bhs.econ.census.gov](https://bhs.econ.census.gov/ombpdfs2022/export/2022_MC-32312_su.pdf))
2. U.S. Census Bureau - NAPCS Product List for NAICS 51113: Book Publishers
   · Taxonomy evidence: The official product definitions distinguish printed school and postsecondary textbooks and include workbooks and teacher resources. This is a classification crosswalk, not current market-volume evidence. ([www2.census.gov](https://www2.census.gov/library/reference/napcs/product-list/web-xx.xx-final-reformatted-edited-us082208.pdf))
3. European Book Publishing Statistics 2024
   · Evidence informing the 2024 market-value input; displayed series and growth include calculations: European publishers reported approximately EUR xx.xx of net book-sales revenue in 2024. The disclosed ebook and audiobook proportions inform the modeled xx.xx% physical-book revenue proportion; publisher revenue is an input, not printing-service revenue.
   · Evidence informing the 2025 market-value input; displayed series and growth include calculations: The 2024 publisher-revenue and format observations provide the European demand input carried into the 2025 estimate.
   · Evidence informing base-year allocation inputs; displayed values and growth are calculated: EUR xx.xx of 2024 publisher revenue and weakening physical volumes constrain the European demand weight and forecast, not directly observed service shares. ([fep-fee.eu](https://www.fep-fee.eu/European-Book-Publishing-Statistics-2024))
   · Evidence informing forecast-year allocation inputs; displayed values and growth are calculated: EUR xx.xx of 2024 publisher revenue and weakening physical volumes constrain the European demand weight and forecast, not directly observed service shares. ([fep-fee.eu](https://www.fep-fee.eu/European-Book-Publishing-Statistics-2024))

4. The Global Publishing Industry in 2022

- Evidence informing the 2024 market-value input; displayed series and growth include calculations: Table xx.xx supplies country-level publishing revenues and identifies differences between retail-value, publisher-revenue, print-only and prior-year observations. Selected non-European country observations are adjusted for physical formats and period before estimating production spending.
- Evidence informing the 2025 market-value input; displayed series and growth include calculations: The selected country observations contribute to the demand pool underlying the 2025 working estimate. Nielsen retail datasets elsewhere in the publication are not used.
- Evidence informing base-year allocation inputs; displayed values and growth are calculated: Country revenue/format proxies constrain commissioning weights. ([wipo.int](https://www.wipo.int/edocs/pubdocs/en/wipo-pub-xx.xx-2023-xx.xx-en-the-global-publishing-industry-in-2022.pdf))
- Evidence informing forecast-year allocation inputs; displayed values and growth are calculated: Country revenue/format proxies constrain commissioning weights. ([wipo.int](https://www.wipo.int/edocs/pubdocs/en/wipo-pub-xx.xx-2023-xx.xx-en-the-global-publishing-industry-in-2022.pdf))
- Evidence informing base-year allocation inputs; displayed values and growth are calculated: Revenue and registration proxies constrain allocation. ([wipo.int](https://www.wipo.int/edocs/pubdocs/en/wipo-pub-xx.xx-2023-xx.xx-en-the-global-publishing-industry-in-2022.pdf))
- Evidence informing forecast-year allocation inputs; displayed values and growth are calculated: Revenue and registration proxies constrain allocation. ([wipo.int](https://www.wipo.int/edocs/pubdocs/en/wipo-pub-xx.xx-2023-xx.xx-en-the-global-publishing-industry-in-2022.pdf))
- Evidence informing base-year allocation inputs; displayed values and growth are calculated: Revenue, format and title proxies constrain allocation. ([wipo.int](https://www.wipo.int/edocs/pubdocs/en/wipo-pub-xx.xx-2023-xx.xx-en-the-global-publishing-industry-in-2022.pdf))
- Evidence informing forecast-year allocation inputs; displayed values and growth are calculated: Revenue, format and title proxies constrain allocation. ([wipo.int](https://www.wipo.int/edocs/pubdocs/en/wipo-pub-xx.xx-2023-xx.xx-en-the-global-publishing-industry-in-2022.pdf))
- Evidence informing base-year allocation inputs; displayed values and growth are calculated: Turkish revenue constrains regional commissioning scale. ([wipo.int](https://www.wipo.int/edocs/pubdocs/en/wipo-pub-xx.xx-2023-xx.xx-en-the-global-publishing-industry-in-2022.pdf))
- Evidence informing forecast-year allocation inputs; displayed values and growth are calculated: Turkish revenue constrains regional commissioning scale. ([wipo.int](https://www.wipo.int/edocs/pubdocs/en/wipo-pub-xx.xx-2023-xx.xx-en-the-global-publishing-industry-in-2022.pdf))
- Evidence informing base-year allocation inputs; displayed values and growth are calculated: Nigerian registration activity supplies a modeled-demand input. ([wipo.int](https://www.wipo.int/edocs/pubdocs/en/wipo-pub-xx.xx-2023-xx.xx-en-the-global-publishing-industry-in-2022.pdf))
- Evidence informing forecast-year allocation inputs; displayed values and growth are calculated: Nigerian registration activity supplies a modeled-demand input. ([wipo.int](https://www.wipo.int/edocs/pubdocs/en/wipo-pub-xx.xx-2023-xx.xx-en-the-global-publishing-industry-in-2022.pdf))
- Evidence informing base-year allocation inputs; displayed values and growth are calculated: Country revenue, format and registration proxies constrain allocation. ([wipo.int](https://www.wipo.int/edocs/pubdocs/en/wipo-pub-xx.xx-2023-xx.xx-en-the-global-publishing-industry-in-2022.pdf))
- Evidence informing forecast-year allocation inputs; displayed values and growth are calculated: Country revenue, format and registration proxies constrain allocation. ([wipo.int](https://www.wipo.int/edocs/pubdocs/en/wipo-pub-xx.xx-2023-xx.xx-en-the-global-publishing-industry-in-2022.pdf))
- Evidence informing base-year allocation inputs; displayed values and growth are calculated: Country educational revenue proportions constrain regional demand-mix assumptions carried into the same forecast model.
- Evidence informing forecast-year allocation inputs; displayed values and growth are calculated: Country educational revenue proportions constrain regional demand-mix assumptions carried into the same forecast model.

5. 2024 年新闻出版统计公报

· Evidence informing the 2024 market-value input; displayed series and growth include calculations: For 2024, the official table reports xx.xx book copies or sheets and CNY xx.xx of book-publishing revenue. These constrain the demand bridge and historical contraction, rather than directly measuring printing-service sales.

· Evidence informing the 2025 market-value input; displayed series and growth include calculations: The 2024 book-publishing observation supplies the Chinese demand primitive for the 2025 model.

· Evidence informing base-year allocation inputs; displayed values and growth are calculated: 2024 book-publishing revenue of CNY xx.xx supplies the physical-demand proxy; reported output contraction qualifies growth assumptions. ([nppa.gov.cn](https://www.nppa.gov.cn/xxgk/fdzdgknr/tjxx/xx.xx/P020251218382424228218.pdf))

· Evidence informing forecast-year allocation inputs; displayed values and growth are calculated: 2024 book-publishing revenue of CNY xx.xx supplies the physical-demand proxy; reported output contraction qualifies growth assumptions. ([nppa.gov.cn](https://www.nppa.gov.cn/xxgk/fdzdgknr/tjxx/xx.xx/P020251218382424228218.pdf))

· Evidence informing base-year allocation inputs; displayed values and growth are calculated: The Chinese book-publishing observation is a major regional demand input, distinct from all printing and packaging industry revenue. ([nppa.gov.cn](https://www.nppa.gov.cn/xxgk/fdzdgknr/tjxx/xx.xx/P020251218382424228218.pdf))

· Evidence informing forecast-year allocation inputs; displayed values and growth are calculated: The Chinese book-publishing observation is a major regional demand input, distinct from all printing and packaging industry revenue. ([nppa.gov.cn](https://www.nppa.gov.cn/xxgk/fdzdgknr/tjxx/xx.xx/P020251218382424228218.pdf))

6. Foreign Exchange Rates - G.5A Annual, January 5, 2026

· Evidence informing the 2024 market-value input; displayed series and growth include calculations: The official 2024 annual-average conversion inputs are USD xx.xx per EUR, CNY xx.xx per USD and CAD xx.xx per USD.

· Evidence informing the 2025 market-value input; displayed series and growth include calculations: The exchange-rate table establishes the conversion basis of the preceding-year demand inputs used in the 2025 estimate; subsequent effective-USD price assumptions are modeled separately.

7. Book publishing industry, 2024 - Statistics Canada

· Evidence informing the 2024 market-value input; displayed series and growth include calculations: Canadian publishers reported CAD xx.xx of print sales outside the online category and CAD xx.xx of online print sales in 2024. Their sum, rather than total operating revenue, supplies the physical-book demand input.

· Evidence informing the 2025 market-value input; displayed series and growth include calculations: Reported cost of goods sold of CAD xx.xx, up CAD xx.xx from 2022, supplies a cost-pressure cross-check, not a directly attributable printing-services total.

· Evidence informing base-year allocation inputs; displayed values and growth are calculated: CAD xx.xx plus CAD xx.xx of print sales supplies a physical-book commissioning proxy; digital growth constrains the forecast mix. ([www150.statcan.gc.ca](https://www150.statcan.gc.ca/n1/daily-quotidien/xx.xx/dq260205b-eng.pdf))

· Evidence informing forecast-year allocation inputs; displayed values and growth are calculated: CAD xx.xx plus CAD xx.xx of print sales supplies a physical-book commissioning proxy; digital growth constrains the forecast mix. ([www150.statcan.gc.ca](https://www150.statcan.gc.ca/n1/daily-quotidien/xx.xx/dq260205b-eng.pdf))

· Evidence informing base-year allocation inputs; displayed values and growth are calculated: The Canadian physical-book input contributes to the North American demand index; it is publisher revenue, not service receipts. ([www150.statcan.gc.ca](https://www150.statcan.gc.ca/n1/daily-quotidien/xx.xx/dq260205b-eng.pdf))

· Evidence informing forecast-year allocation inputs; displayed values and growth are calculated: The Canadian physical-book input contributes to the North American demand index; it is publisher revenue, not service receipts. ([www150.statcan.gc.ca](https://www150.statcan.gc.ca/n1/daily-quotidien/xx.xx/dq260205b-eng.pdf))

8. U.S. Census Bureau - Books Printing: Shipments, annual table
   - Evidence informing the 2017 market-value input; displayed series and growth include calculations: U.S. books-printing shipments were USD xx.xx in 2017; this is a national production anchor for the historical model.
   - Evidence informing the 2018 market-value input; displayed series and growth include calculations: U.S. books-printing shipments were USD xx.xx in 2018.
   - Evidence informing the 2019 market-value input; displayed series and growth include calculations: U.S. books-printing shipments were USD xx.xx in 2019.
   - Evidence informing the 2020 market-value input; displayed series and growth include calculations: U.S. books-printing shipments were USD xx.xx in 2020.
   - Evidence informing the 2021 market-value input; displayed series and growth include calculations: U.S. books-printing shipments were USD xx.xx in 2021.
   - Evidence informing the 2022 market-value input; displayed series and growth include calculations: U.S. books-printing shipments were USD xx.xx in 2022.
   - Evidence informing the 2024 market-value input; displayed series and growth include calculations: U.S. books-printing shipments were USD xx.xx in 2024. This national industrial measure is narrower than the composite global service boundary.
9. U.S. Census Bureau - Book Publishers, All Establishments: Revenue, annual table
   - Evidence informing the 2024 market-value input; displayed series and growth include calculations: The Census annual series reports USD xx.xx of U.S. book-publisher revenue for 2024. A modeled xx.xx% physical-book proportion excludes digital and other adjacent receipts.
   - Evidence informing the 2025 market-value input; displayed series and growth include calculations: The 2024 Census observation replaces an older survey-based U.S. revenue bridge in the demand pool underlying 2025.
   - Evidence informing base-year allocation inputs; displayed values and growth are calculated: The official Census revenue-series page defines the publisher-receipt measure underlying the retained U.S. input; the exact 2024 cell was not independently re-extracted. ([fred.stlouisfed.org](https://fred.stlouisfed.org/data/AIES51113RCT00US))
   - Evidence informing forecast-year allocation inputs; displayed values and growth are calculated: The official Census revenue-series page defines the publisher-receipt measure underlying the retained U.S. input; the exact 2024 cell was not independently re-extracted. ([fred.stlouisfed.org](https://fred.stlouisfed.org/data/AIES51113RCT00US))
10. Scholastic Corporation - Form 10-K for the year ended May 31, 2025
    - Evidence informing the 2024 market-value input; displayed series and growth include calculations: Scholastic's fiscal 2024 product, service, production and inventory-reserve costs were xx.xx% of revenue; postage, freight, shipping, fulfillment and other costs were xx.xx%. These broad categories constrain, but do not directly establish, eligible outsourced-service spending.
    - Evidence informing the 2025 market-value input; displayed series and growth include calculations: The corresponding fiscal 2025 proportions were xx.xx% and xx.xx%. Royalties and prepublication amortization are separately disclosed, allowing their exclusion from the service-market bridge.

11. CEWE achieves all targets in 2025 and aims to further increase revenue and earnings in 2026

- Evidence informing the 2025 market-value input; displayed series and growth include calculations: CEWE reported xx.xx CEWE PHOTOBOOK copies in 2025 versus xx.xx in 2024, supporting a positive specialty-book volume assumption without establishing global adoption.
- Evidence informing the 2026 market-value input; displayed series and growth include calculations: Observed 2025 photobook growth informs the specialty-demand assumption for 2026; the market value remains modeled.
- Evidence informing the 2032 market-value input; displayed series and growth include calculations: The observed specialty-book activity is a starting condition for the forecast, not independent proof of continued growth through 2032.
- Evidence informing the 2040 market-value input; displayed series and growth include calculations: The forecast explicitly slows specialty-demand growth after 2032; this source supplies the initial commercial observation, not the long-term growth rate.
- Evidence informing base-year allocation inputs; displayed values and growth are calculated: Company photobook activity constrains the materiality of specialty commissions; it does not establish the modeled European specialty multiplier or continued growth through 2032. ([ir.cewe.de](https://ir.cewe.de/en/news/cewe-achieves-all-targets-in-2025-and-aims-to-further-increase-revenue-and-earnings-in/70292c17-c943-xx.xx-bd11-4323b6ce54d8))
- Evidence informing forecast-year allocation inputs; displayed values and growth are calculated: Company photobook activity constrains the materiality of specialty commissions; it does not establish the modeled European specialty multiplier or continued growth through 2032. ([ir.cewe.de](https://ir.cewe.de/en/news/cewe-achieves-all-targets-in-2025-and-aims-to-further-increase-revenue-and-earnings-in/70292c17-c943-xx.xx-bd11-4323b6ce54d8))

12. Paperback Printing Cost - Kindle Direct Publishing

- Evidence informing the 2025 market-value input; displayed series and growth include calculations: The inspected U.S. paperback schedule charges USD xx.xx plus USD xx.xx per page for the specified regular-trim black-ink category. It provides a contemporary commercial price comparison for the assumed USD xx.xx self-publishing production receipt, not an observed historical price or volume.
- Evidence informing the 2026 market-value input; displayed series and growth include calculations: The schedule distinguishes printing charges from royalties and retail list prices, supporting the production-receipt boundary used in the estimate.

13. European Book Publishing Statistics 2017

- Evidence informing the 2017 market-value input; displayed series and growth include calculations: The association's primary survey reports approximately EUR xx.xx of European net publisher revenue for 2017, constraining the pre-pandemic demand level.

14. European Book Publishing Statistics 2019

- Evidence informing the 2018 market-value input; displayed series and growth include calculations: The association reports approximately EUR xx.xx of publisher revenue for 2018.
- Evidence informing the 2019 market-value input; displayed series and growth include calculations: The association reports approximately EUR xx.xx for 2019 and identifies a questionnaire change that limits exact comparability with earlier observations.

15. 2021 年新闻出版产业分析报告

- Evidence informing the 2020 market-value input; displayed series and growth include calculations: The official report's 2021 comparison identifies a substantial rebound from 2020, constraining the pandemic-recovery bridge.
- Evidence informing the 2021 market-value input; displayed series and growth include calculations: China reported xx.xx book copies or sheets in 2021, up xx.xx%; the report also distinguishes textbook output and reprints.

16. European Book Publishing Statistics 2023

- Evidence informing the 2022 market-value input; displayed series and growth include calculations: European net publisher revenue was approximately EUR xx.xx in 2022; the association describes paper-cost pressure and price-led growth.

17. Foreign Exchange Rates - G.5A Annual, January 5, 2026
    - Evidence informing base-year allocation inputs; displayed values and growth are calculated: Official annual-average exchange-rate methodology supports the frozen common-USD conversion convention; it does not measure service demand. ([federalreserve.gov](https://www.federalreserve.gov/releases/g5a/xx.xx/))
    - Evidence informing forecast-year allocation inputs; displayed values and growth are calculated: Official annual-average exchange-rate methodology supports the frozen common-USD conversion convention; it does not measure service demand. ([federalreserve.gov](https://www.federalreserve.gov/releases/g5a/xx.xx/))
    - Evidence informing base-year allocation inputs; displayed values and growth are calculated: The annual currency-conversion convention prevents mixing local-currency demand inputs with USD allocation weights. ([federalreserve.gov](https://www.federalreserve.gov/releases/g5a/xx.xx/))
    - Evidence informing forecast-year allocation inputs; displayed values and growth are calculated: The annual currency-conversion convention prevents mixing local-currency demand inputs with USD allocation weights. ([federalreserve.gov](https://www.federalreserve.gov/releases/g5a/xx.xx/))
18. GCC Statistical Center - Education Statistics 2024 announcement, March 23, 2026
    - Evidence informing base-year allocation inputs; displayed values and growth are calculated: Approximately xx.xx general-school pupils constrain the regional educational customer pool; national apportionment and monetization are assumed. ([gccstat.org](https://www.gccstat.org/news/xx.xx))
    - Evidence informing forecast-year allocation inputs; displayed values and growth are calculated: Approximately xx.xx general-school pupils constrain the regional educational customer pool; national apportionment and monetization are assumed. ([gccstat.org](https://www.gccstat.org/news/xx.xx))
19. South African Book Publishing Industry Survey 2023-2024
    - Evidence informing base-year allocation inputs; displayed values and growth are calculated: The transparent national publisher survey supplies a regional commercial comparator, not an observed African printing-service total. ([publishsa.co.za](https://publishsa.co.za/wp-content/uploads/2025/xx.xx/South-African-Book-Publishing-Industry-Survey-2023-2024.pdf))
    - Evidence informing forecast-year allocation inputs; displayed values and growth are calculated: The transparent national publisher survey supplies a regional commercial comparator, not an observed African printing-service total. ([publishsa.co.za](https://publishsa.co.za/wp-content/uploads/2025/xx.xx/South-African-Book-Publishing-Industry-Survey-2023-2024.pdf))
20. Ministry of Education - Press conference release, December 17, 2024
    - Evidence informing base-year allocation inputs; displayed values and growth are calculated: The announced increase in annual NCERT textbook printing from xx.xx to xx.xx supports an educational-demand mechanism, not realized supplier receipts or the modeled forecast share. ([education.gov.in](https://www.education.gov.in/sites/upload_files/mhrd/files/PIB%20releae%20of%20the%20Press%20Conference%20held%20today.pdf))
    - Evidence informing forecast-year allocation inputs; displayed values and growth are calculated: The announced increase in annual NCERT textbook printing from xx.xx to xx.xx supports an educational-demand mechanism, not realized supplier receipts or the modeled forecast share. ([education.gov.in](https://www.education.gov.in/sites/upload_files/mhrd/files/PIB%20releae%20of%20the%20Press%20Conference%20held%20today.pdf))
21. Global Connect - Ingram Content Group
    - Evidence informing base-year allocation inputs; displayed values and growth are calculated: Agreement-dependent network access does not quantify Brazilian commissions or guarantee institutional awards. ([resources.ingramcontent.com](https://resources.ingramcontent.com/publishers/global-connect))
    - Evidence informing forecast-year allocation inputs; displayed values and growth are calculated: Agreement-dependent network access does not quantify Brazilian commissions or guarantee institutional awards. ([resources.ingramcontent.com](https://resources.ingramcontent.com/publishers/global-connect))

22. Paperback and Hardcover Distribution Rights - Kindle Direct Publishing
    - Evidence informing base-year allocation inputs; displayed values and growth are calculated: The marketplace-specific physical-book distribution restriction is not evidence of zero Mexican printing and packaging demand. ([kdp.amazon.com](https://kdp.amazon.com/en_US/help/topic/G201834280))
    - Evidence informing forecast-year allocation inputs; displayed values and growth are calculated: The marketplace-specific physical-book distribution restriction is not evidence of zero Mexican printing and packaging demand. ([kdp.amazon.com](https://kdp.amazon.com/en_US/help/topic/G201834280))
23. 二〇二一年全国新闻出版业基本情况
    - Evidence informing base-year allocation inputs; displayed values and growth are calculated: Official 2021 aggregate textbook output distinguishes school, tertiary and vocational/adult activity; historical volumes require value and global-scope adjustments.
    - Evidence informing forecast-year allocation inputs; displayed values and growth are calculated: Official 2021 aggregate textbook output distinguishes school, tertiary and vocational/adult activity; historical volumes require value and global-scope adjustments.
    - Evidence informing base-year allocation inputs; displayed values and growth are calculated: Secondary, primary and teaching-book aggregate sheet counts form the school activity weight.
    - Evidence informing forecast-year allocation inputs; displayed values and growth are calculated: Secondary, primary and teaching-book aggregate sheet counts form the school activity weight.
    - Evidence informing base-year allocation inputs; displayed values and growth are calculated: Tertiary textbook aggregate output supplies the higher-education activity input before an assumed relative-service-value adjustment.
    - Evidence informing forecast-year allocation inputs; displayed values and growth are calculated: Tertiary textbook aggregate output supplies the higher-education activity input before an assumed relative-service-value adjustment.
    - Evidence informing base-year allocation inputs; displayed values and growth are calculated: Vocational, adult and literacy textbook output supplies the corresponding historical activity input.
    - Evidence informing forecast-year allocation inputs; displayed values and growth are calculated: Vocational, adult and literacy textbook output supplies the corresponding historical activity input.
24. Press Information Bureau - Department of School Education & Literacy, Year End Review 2024
    - Evidence informing base-year allocation inputs; displayed values and growth are calculated: The government review describes substantial NCERT physical-textbook activity, independently qualifying the physical-availability premise without establishing attributable supplier revenue.
    - Evidence informing forecast-year allocation inputs; displayed values and growth are calculated: The government review describes substantial NCERT physical-textbook activity, independently qualifying the physical-availability premise without establishing attributable supplier revenue.

11.2.1. School Textbooks & Workbooks

Table 146. Global Book Printing & Packaging Services Market Size, by School Textbooks & Workbooks, by Region, 2017-2040 (USD Million)

Region	2017	2024	2025	2026	2027	2032	2040	CAGR (%)
Africa	xx.xx	xx.xx	xx.xx	xx.xx	xx.xx	xx.xx	xx.xx	xx.xx
Asia-Pacific	xx.xx	xx.xx	xx.xx	xx.xx	xx.xx	xx.xx	xx.xx	xx.xx
Europe	xx.xx	xx.xx	xx.xx	xx.xx	xx.xx	xx.xx	xx.xx	xx.xx
Latin America	xx.xx	xx.xx	xx.xx	xx.xx	xx.xx	xx.xx	xx.xx	xx.xx
Middle East	xx.xx	xx.xx	xx.xx	xx.xx	xx.xx	xx.xx	xx.xx	xx.xx
North America	xx.xx	xx.xx	xx.xx	xx.xx	xx.xx	xx.xx	xx.xx	xx.xx
Total	**xx.xx**	**xx.xx**	**xx.xx**	**xx.xx**	**xx.xx**	**xx.xx**	**xx.xx**	**xx.xx**

Table 147. Global Book Printing & Packaging Services Market Size, by School Textbooks & Workbooks, by Group, 2017-2040 (USD Million)

Group	2017	2024	2025	2026	2027	2032	2040	CAGR (%)
ASEAN	xx.xx	xx.xx	xx.xx	xx.xx	xx.xx	xx.xx	xx.xx	xx.xx
BRICS	xx.xx	xx.xx	xx.xx	xx.xx	xx.xx	xx.xx	xx.xx	xx.xx
European Union	xx.xx	xx.xx	xx.xx	xx.xx	xx.xx	xx.xx	xx.xx	xx.xx
G7	xx.xx	xx.xx	xx.xx	xx.xx	xx.xx	xx.xx	xx.xx	xx.xx
GCC	xx.xx	xx.xx	xx.xx	xx.xx	xx.xx	xx.xx	xx.xx	xx.xx
NATO	xx.xx	xx.xx	xx.xx	xx.xx	xx.xx	xx.xx	xx.xx	xx.xx

Table 148. Global Book Printing & Packaging Services Market Size, by School Textbooks & Workbooks, by Country, 2017-2040 (USD Million)

Country	2017	2024	2025	2026	2027	2032	2040	CAGR (%)
Australia	xx.xx	xx.xx	xx.xx	xx.xx	xx.xx	xx.xx	xx.xx	xx.xx
Brazil	xx.xx	xx.xx	xx.xx	xx.xx	xx.xx	xx.xx	xx.xx	xx.xx
Canada	xx.xx	xx.xx	xx.xx	xx.xx	xx.xx	xx.xx	xx.xx	xx.xx
China	xx.xx	xx.xx	xx.xx	xx.xx	xx.xx	xx.xx	xx.xx	xx.xx
France	xx.xx	xx.xx	xx.xx	xx.xx	xx.xx	xx.xx	xx.xx	xx.xx
Germany	xx.xx	xx.xx	xx.xx	xx.xx	xx.xx	xx.xx	xx.xx	xx.xx
India	xx.xx	xx.xx	xx.xx	xx.xx	xx.xx	xx.xx	xx.xx	xx.xx
Italy	xx.xx	xx.xx	xx.xx	xx.xx	xx.xx	xx.xx	xx.xx	xx.xx
Japan	xx.xx	xx.xx	xx.xx	xx.xx	xx.xx	xx.xx	xx.xx	xx.xx
Mexico	xx.xx	xx.xx	xx.xx	xx.xx	xx.xx	xx.xx	xx.xx	xx.xx
Russia	xx.xx	xx.xx	xx.xx	xx.xx	xx.xx	xx.xx	xx.xx	xx.xx
South Korea	xx.xx	xx.xx	xx.xx	xx.xx	xx.xx	xx.xx	xx.xx	xx.xx
Spain	xx.xx	xx.xx	xx.xx	xx.xx	xx.xx	xx.xx	xx.xx	xx.xx
United Kingdom	xx.xx	xx.xx	xx.xx	xx.xx	xx.xx	xx.xx	xx.xx	xx.xx
United States	xx.xx	xx.xx	xx.xx	xx.xx	xx.xx	xx.xx	xx.xx	xx.xx
Others	xx.xx	xx.xx	xx.xx	xx.xx	xx.xx	xx.xx	xx.xx	xx.xx
Total	**xx.xx**	**xx.xx**	**xx.xx**	**xx.xx**	**xx.xx**	**xx.xx**	**xx.xx**	**xx.xx**

Sources & Evidence

1. U.S. Census Bureau - NAPCS Product List for NAICS 51113: Book Publishers
   · Taxonomy evidence: Printed elementary and secondary textbooks include preschool instructional material. ([www2.census.gov](https://www2.census.gov/library/reference/napcs/product-list/web-xx.xx-final-reformatted-edited-us082208.pdf))
2. EDItEUR - ONIX Codelist 28: Audience Type
   · Taxonomy evidence: Primary and secondary education includes preschool through upper-secondary audiences. ([ns.editeur.org](https://ns.editeur.org/onix/en/xx.xx))
3. Bangladesh e-GP - Contract Award Details, Tender 1126622: Primary-Level Textbook Printing, Binding and Supply
   · Taxonomy evidence: The official award records a September xx.xx 2025 contract for printing, binding, and supplying primary-level textbooks for the 2026 academic year. ([eprocure.gov.bd](https://www.eprocure.gov.bd/resources/common/ViewAwardedContracts.jsp?pkgLotId=xx.xx&tenderid=xx.xx))

4. European Book Publishing Statistics 2024
   - Evidence informing the 2024 market-value input; displayed series and growth include calculations: European publishers reported approximately EUR xx.xx of net book-sales revenue in 2024. The disclosed ebook and audiobook proportions inform the modeled xx.xx% physical-book revenue proportion; publisher revenue is an input, not printing-service revenue.
   - Evidence informing the 2025 market-value input; displayed series and growth include calculations: The 2024 publisher-revenue and format observations provide the European demand input carried into the 2025 estimate.
   - Evidence informing base-year allocation inputs; displayed values and growth are calculated: EUR xx.xx of 2024 publisher revenue and weakening physical volumes constrain the European demand weight and forecast, not directly observed service shares.
   ([fep-fee.eu](https://www.fep-fee.eu/European-Book-Publishing-Statistics-2024))
   - Evidence informing forecast-year allocation inputs; displayed values and growth are calculated: EUR xx.xx of 2024 publisher revenue and weakening physical volumes constrain the European demand weight and forecast, not directly observed service shares.
   ([fep-fee.eu](https://www.fep-fee.eu/European-Book-Publishing-Statistics-2024))

5. The Global Publishing Industry in 2022

- Evidence informing the 2024 market-value input; displayed series and growth include calculations: Table xx.xx supplies country-level publishing revenues and identifies differences between retail-value, publisher-revenue, print-only and prior-year observations. Selected non-European country observations are adjusted for physical formats and period before estimating production spending.
- Evidence informing the 2025 market-value input; displayed series and growth include calculations: The selected country observations contribute to the demand pool underlying the 2025 working estimate. Nielsen retail datasets elsewhere in the publication are not used.
- Evidence informing base-year allocation inputs; displayed values and growth are calculated: Country revenue/format proxies constrain commissioning weights. ([wipo.int](https://www.wipo.int/edocs/pubdocs/en/wipo-pub-xx.xx-2023-xx.xx-en-the-global-publishing-industry-in-2022.pdf))
- Evidence informing forecast-year allocation inputs; displayed values and growth are calculated: Country revenue/format proxies constrain commissioning weights. ([wipo.int](https://www.wipo.int/edocs/pubdocs/en/wipo-pub-xx.xx-2023-xx.xx-en-the-global-publishing-industry-in-2022.pdf))
- Evidence informing base-year allocation inputs; displayed values and growth are calculated: Revenue and registration proxies constrain allocation. ([wipo.int](https://www.wipo.int/edocs/pubdocs/en/wipo-pub-xx.xx-2023-xx.xx-en-the-global-publishing-industry-in-2022.pdf))
- Evidence informing forecast-year allocation inputs; displayed values and growth are calculated: Revenue and registration proxies constrain allocation. ([wipo.int](https://www.wipo.int/edocs/pubdocs/en/wipo-pub-xx.xx-2023-xx.xx-en-the-global-publishing-industry-in-2022.pdf))
- Evidence informing base-year allocation inputs; displayed values and growth are calculated: Revenue, format and title proxies constrain allocation. ([wipo.int](https://www.wipo.int/edocs/pubdocs/en/wipo-pub-xx.xx-2023-xx.xx-en-the-global-publishing-industry-in-2022.pdf))
- Evidence informing forecast-year allocation inputs; displayed values and growth are calculated: Revenue, format and title proxies constrain allocation. ([wipo.int](https://www.wipo.int/edocs/pubdocs/en/wipo-pub-xx.xx-2023-xx.xx-en-the-global-publishing-industry-in-2022.pdf))
- Evidence informing base-year allocation inputs; displayed values and growth are calculated: Turkish revenue constrains regional commissioning scale. ([wipo.int](https://www.wipo.int/edocs/pubdocs/en/wipo-pub-xx.xx-2023-xx.xx-en-the-global-publishing-industry-in-2022.pdf))
- Evidence informing forecast-year allocation inputs; displayed values and growth are calculated: Turkish revenue constrains regional commissioning scale. ([wipo.int](https://www.wipo.int/edocs/pubdocs/en/wipo-pub-xx.xx-2023-xx.xx-en-the-global-publishing-industry-in-2022.pdf))
- Evidence informing base-year allocation inputs; displayed values and growth are calculated: Nigerian registration activity supplies a modeled-demand input. ([wipo.int](https://www.wipo.int/edocs/pubdocs/en/wipo-pub-xx.xx-2023-xx.xx-en-the-global-publishing-industry-in-2022.pdf))
- Evidence informing forecast-year allocation inputs; displayed values and growth are calculated: Nigerian registration activity supplies a modeled-demand input. ([wipo.int](https://www.wipo.int/edocs/pubdocs/en/wipo-pub-xx.xx-2023-xx.xx-en-the-global-publishing-industry-in-2022.pdf))
- Evidence informing base-year allocation inputs; displayed values and growth are calculated: Country revenue, format and registration proxies constrain allocation. ([wipo.int](https://www.wipo.int/edocs/pubdocs/en/wipo-pub-xx.xx-2023-xx.xx-en-the-global-publishing-industry-in-2022.pdf))
- Evidence informing forecast-year allocation inputs; displayed values and growth are calculated: Country revenue, format and registration proxies constrain allocation. ([wipo.int](https://www.wipo.int/edocs/pubdocs/en/wipo-pub-xx.xx-2023-xx.xx-en-the-global-publishing-industry-in-2022.pdf))

6. 2024 年新闻出版统计公报

   · Evidence informing the 2024 market-value input; displayed series and growth include calculations: For 2024, the official table reports xx.xx book copies or sheets and CNY xx.xx of book-publishing revenue. These constrain the demand bridge and historical contraction, rather than directly measuring printing-service sales.

   · Evidence informing the 2025 market-value input; displayed series and growth include calculations: The 2024 book-publishing observation supplies the Chinese demand primitive for the 2025 model.

   · Evidence informing base-year allocation inputs; displayed values and growth are calculated: 2024 book-publishing revenue of CNY xx.xx supplies the physical-demand proxy; reported output contraction qualifies growth assumptions. ([nppa.gov.cn](https://www.nppa.gov.cn/xxgk/fdzdgknr/tjxx/xx.xx/P020251218382424228218.pdf))

   · Evidence informing forecast-year allocation inputs; displayed values and growth are calculated: 2024 book-publishing revenue of CNY xx.xx supplies the physical-demand proxy; reported output contraction qualifies growth assumptions. ([nppa.gov.cn](https://www.nppa.gov.cn/xxgk/fdzdgknr/tjxx/xx.xx/P020251218382424228218.pdf))

   · Evidence informing base-year allocation inputs; displayed values and growth are calculated: The Chinese book-publishing observation is a major regional demand input, distinct from all printing and packaging industry revenue. ([nppa.gov.cn](https://www.nppa.gov.cn/xxgk/fdzdgknr/tjxx/xx.xx/P020251218382424228218.pdf))

   · Evidence informing forecast-year allocation inputs; displayed values and growth are calculated: The Chinese book-publishing observation is a major regional demand input, distinct from all printing and packaging industry revenue. ([nppa.gov.cn](https://www.nppa.gov.cn/xxgk/fdzdgknr/tjxx/xx.xx/P020251218382424228218.pdf))

7. Foreign Exchange Rates - G.5A Annual, January 5, 2026

   · Evidence informing the 2024 market-value input; displayed series and growth include calculations: The official 2024 annual-average conversion inputs are USD xx.xx per EUR, CNY xx.xx per USD and CAD xx.xx per USD.

   · Evidence informing the 2025 market-value input; displayed series and growth include calculations: The exchange-rate table establishes the conversion basis of the preceding-year demand inputs used in the 2025 estimate; subsequent effective-USD price assumptions are modeled separately.

8. Book publishing industry, 2024 - Statistics Canada

   · Evidence informing the 2024 market-value input; displayed series and growth include calculations: Canadian publishers reported CAD xx.xx of print sales outside the online category and CAD xx.xx of online print sales in 2024. Their sum, rather than total operating revenue, supplies the physical-book demand input.

   · Evidence informing the 2025 market-value input; displayed series and growth include calculations: Reported cost of goods sold of CAD xx.xx, up CAD xx.xx from 2022, supplies a cost-pressure cross-check, not a directly attributable printing-services total.

   · Evidence informing base-year allocation inputs; displayed values and growth are calculated: CAD xx.xx plus CAD xx.xx of print sales supplies a physical-book commissioning proxy; digital growth constrains the forecast mix. ([www150.statcan.gc.ca](https://www150.statcan.gc.ca/n1/daily-quotidien/xx.xx/dq260205b-eng.pdf))

   · Evidence informing forecast-year allocation inputs; displayed values and growth are calculated: CAD xx.xx plus CAD xx.xx of print sales supplies a physical-book commissioning proxy; digital growth constrains the forecast mix. ([www150.statcan.gc.ca](https://www150.statcan.gc.ca/n1/daily-quotidien/xx.xx/dq260205b-eng.pdf))

   · Evidence informing base-year allocation inputs; displayed values and growth are calculated: The Canadian physical-book input contributes to the North American demand index; it is publisher revenue, not service receipts. ([www150.statcan.gc.ca](https://www150.statcan.gc.ca/n1/daily-quotidien/xx.xx/dq260205b-eng.pdf))

   · Evidence informing forecast-year allocation inputs; displayed values and growth are calculated: The Canadian physical-book input contributes to the North American demand index; it is publisher revenue, not service receipts. ([www150.statcan.gc.ca](https://www150.statcan.gc.ca/n1/daily-quotidien/xx.xx/dq260205b-eng.pdf))

9. U.S. Census Bureau - Books Printing: Shipments, annual table
   - Evidence informing the 2017 market-value input; displayed series and growth include calculations: U.S. books-printing shipments were USD xx.xx in 2017; this is a national production anchor for the historical model.
   - Evidence informing the 2018 market-value input; displayed series and growth include calculations: U.S. books-printing shipments were USD xx.xx in 2018.
   - Evidence informing the 2019 market-value input; displayed series and growth include calculations: U.S. books-printing shipments were USD xx.xx in 2019.
   - Evidence informing the 2020 market-value input; displayed series and growth include calculations: U.S. books-printing shipments were USD xx.xx in 2020.
   - Evidence informing the 2021 market-value input; displayed series and growth include calculations: U.S. books-printing shipments were USD xx.xx in 2021.
   - Evidence informing the 2022 market-value input; displayed series and growth include calculations: U.S. books-printing shipments were USD xx.xx in 2022.
   - Evidence informing the 2024 market-value input; displayed series and growth include calculations: U.S. books-printing shipments were USD xx.xx in 2024. This national industrial measure is narrower than the composite global service boundary.
10. U.S. Census Bureau - Book Publishers, All Establishments: Revenue, annual table
    - Evidence informing the 2024 market-value input; displayed series and growth include calculations: The Census annual series reports USD xx.xx of U.S. book-publisher revenue for 2024. A modeled xx.xx% physical-book proportion excludes digital and other adjacent receipts.
    - Evidence informing the 2025 market-value input; displayed series and growth include calculations: The 2024 Census observation replaces an older survey-based U.S. revenue bridge in the demand pool underlying 2025.
    - Evidence informing base-year allocation inputs; displayed values and growth are calculated: The official Census revenue-series page defines the publisher-receipt measure underlying the retained U.S. input; the exact 2024 cell was not independently re-extracted. ([fred.stlouisfed.org](https://fred.stlouisfed.org/data/AIES51113RCT00US))
    - Evidence informing forecast-year allocation inputs; displayed values and growth are calculated: The official Census revenue-series page defines the publisher-receipt measure underlying the retained U.S. input; the exact 2024 cell was not independently re-extracted. ([fred.stlouisfed.org](https://fred.stlouisfed.org/data/AIES51113RCT00US))
11. Scholastic Corporation - Form 10-K for the year ended May 31, 2025
    - Evidence informing the 2024 market-value input; displayed series and growth include calculations: Scholastic's fiscal 2024 product, service, production and inventory-reserve costs were xx.xx% of revenue; postage, freight, shipping, fulfillment and other costs were xx.xx%. These broad categories constrain, but do not directly establish, eligible outsourced-service spending.
    - Evidence informing the 2025 market-value input; displayed series and growth include calculations: The corresponding fiscal 2025 proportions were xx.xx% and xx.xx%. Royalties and prepublication amortization are separately disclosed, allowing their exclusion from the service-market bridge.

12. CEWE achieves all targets in 2025 and aims to further increase revenue and earnings in 2026

- Evidence informing the 2025 market-value input; displayed series and growth include calculations: CEWE reported xx.xx CEWE PHOTOBOOK copies in 2025 versus xx.xx in 2024, supporting a positive specialty-book volume assumption without establishing global adoption.
- Evidence informing the 2026 market-value input; displayed series and growth include calculations: Observed 2025 photobook growth informs the specialty-demand assumption for 2026; the market value remains modeled.
- Evidence informing the 2032 market-value input; displayed series and growth include calculations: The observed specialty-book activity is a starting condition for the forecast, not independent proof of continued growth through 2032.
- Evidence informing the 2040 market-value input; displayed series and growth include calculations: The forecast explicitly slows specialty-demand growth after 2032; this source supplies the initial commercial observation, not the long-term growth rate.
- Evidence informing base-year allocation inputs; displayed values and growth are calculated: Company photobook activity constrains the materiality of specialty commissions; it does not establish the modeled European specialty multiplier or continued growth through 2032. ([ir.cewe.de](https://ir.cewe.de/en/news/cewe-achieves-all-targets-in-2025-and-aims-to-further-increase-revenue-and-earnings-in/70292c17-c943-xx.xx-bd11-4323b6ce54d8))
- Evidence informing forecast-year allocation inputs; displayed values and growth are calculated: Company photobook activity constrains the materiality of specialty commissions; it does not establish the modeled European specialty multiplier or continued growth through 2032. ([ir.cewe.de](https://ir.cewe.de/en/news/cewe-achieves-all-targets-in-2025-and-aims-to-further-increase-revenue-and-earnings-in/70292c17-c943-xx.xx-bd11-4323b6ce54d8))

13. Paperback Printing Cost - Kindle Direct Publishing

- Evidence informing the 2025 market-value input; displayed series and growth include calculations: The inspected U.S. paperback schedule charges USD xx.xx plus USD xx.xx per page for the specified regular-trim black-ink category. It provides a contemporary commercial price comparison for the assumed USD xx.xx self-publishing production receipt, not an observed historical price or volume.
- Evidence informing the 2026 market-value input; displayed series and growth include calculations: The schedule distinguishes printing charges from royalties and retail list prices, supporting the production-receipt boundary used in the estimate.

14. European Book Publishing Statistics 2017

- Evidence informing the 2017 market-value input; displayed series and growth include calculations: The association's primary survey reports approximately EUR xx.xx of European net publisher revenue for 2017, constraining the pre-pandemic demand level.

15. European Book Publishing Statistics 2019

- Evidence informing the 2018 market-value input; displayed series and growth include calculations: The association reports approximately EUR xx.xx of publisher revenue for 2018.
- Evidence informing the 2019 market-value input; displayed series and growth include calculations: The association reports approximately EUR xx.xx for 2019 and identifies a questionnaire change that limits exact comparability with earlier observations.

16. 2021 年新闻出版产业分析报告

- Evidence informing the 2020 market-value input; displayed series and growth include calculations: The official report's 2021 comparison identifies a substantial rebound from 2020, constraining the pandemic-recovery bridge.
- Evidence informing the 2021 market-value input; displayed series and growth include calculations: China reported xx.xx book copies or sheets in 2021, up xx.xx%; the report also distinguishes textbook output and reprints.

17. European Book Publishing Statistics 2023

- Evidence informing the 2022 market-value input; displayed series and growth include calculations: European net publisher revenue was approximately EUR xx.xx in 2022; the association describes paper-cost pressure and price-led growth.

18. Foreign Exchange Rates - G.5A Annual, January 5, 2026
    - Evidence informing base-year allocation inputs; displayed values and growth are calculated: Official annual-average exchange-rate methodology supports the frozen common-USD conversion convention; it does not measure service demand. ([federalreserve.gov](https://www.federalreserve.gov/releases/g5a/xx.xx/))
    - Evidence informing forecast-year allocation inputs; displayed values and growth are calculated: Official annual-average exchange-rate methodology supports the frozen common-USD conversion convention; it does not measure service demand. ([federalreserve.gov](https://www.federalreserve.gov/releases/g5a/xx.xx/))
    - Evidence informing base-year allocation inputs; displayed values and growth are calculated: The annual currency-conversion convention prevents mixing local-currency demand inputs with USD allocation weights. ([federalreserve.gov](https://www.federalreserve.gov/releases/g5a/xx.xx/))
    - Evidence informing forecast-year allocation inputs; displayed values and growth are calculated: The annual currency-conversion convention prevents mixing local-currency demand inputs with USD allocation weights. ([federalreserve.gov](https://www.federalreserve.gov/releases/g5a/xx.xx/))
19. GCC Statistical Center - Education Statistics 2024 announcement, March 23, 2026
    - Evidence informing base-year allocation inputs; displayed values and growth are calculated: Approximately xx.xx general-school pupils constrain the regional educational customer pool; national apportionment and monetization are assumed. ([gccstat.org](https://www.gccstat.org/news/xx.xx))
    - Evidence informing forecast-year allocation inputs; displayed values and growth are calculated: Approximately xx.xx general-school pupils constrain the regional educational customer pool; national apportionment and monetization are assumed. ([gccstat.org](https://www.gccstat.org/news/xx.xx))
20. South African Book Publishing Industry Survey 2023-2024
    - Evidence informing base-year allocation inputs; displayed values and growth are calculated: The transparent national publisher survey supplies a regional commercial comparator, not an observed African printing-service total. ([publishsa.co.za](https://publishsa.co.za/wp-content/uploads/2025/xx.xx/South-African-Book-Publishing-Industry-Survey-2023-2024.pdf))
    - Evidence informing forecast-year allocation inputs; displayed values and growth are calculated: The transparent national publisher survey supplies a regional commercial comparator, not an observed African printing-service total. ([publishsa.co.za](https://publishsa.co.za/wp-content/uploads/2025/xx.xx/South-African-Book-Publishing-Industry-Survey-2023-2024.pdf))
21. Ministry of Education - Press conference release, December 17, 2024
    - Evidence informing base-year allocation inputs; displayed values and growth are calculated: The announced increase in annual NCERT textbook printing from xx.xx to xx.xx supports an educational-demand mechanism, not realized supplier receipts or the modeled forecast share. ([education.gov.in](https://www.education.gov.in/sites/upload_files/mhrd/files/PIB%20releae%20of%20the%20Press%20Conference%20held%20today.pdf))
    - Evidence informing forecast-year allocation inputs; displayed values and growth are calculated: The announced increase in annual NCERT textbook printing from xx.xx to xx.xx supports an educational-demand mechanism, not realized supplier receipts or the modeled forecast share. ([education.gov.in](https://www.education.gov.in/sites/upload_files/mhrd/files/PIB%20releae%20of%20the%20Press%20Conference%20held%20today.pdf))
22. Global Connect - Ingram Content Group
    - Evidence informing base-year allocation inputs; displayed values and growth are calculated: Agreement-dependent network access does not quantify Brazilian commissions or guarantee institutional awards. ([resources.ingramcontent.com](https://resources.ingramcontent.com/publishers/global-connect))
    - Evidence informing forecast-year allocation inputs; displayed values and growth are calculated: Agreement-dependent network access does not quantify Brazilian commissions or guarantee institutional awards. ([resources.ingramcontent.com](https://resources.ingramcontent.com/publishers/global-connect))

23. Paperback and Hardcover Distribution Rights - Kindle Direct Publishing
    - Evidence informing base-year allocation inputs; displayed values and growth are calculated: The marketplace-specific physical-book distribution restriction is not evidence of zero Mexican printing and packaging demand. ([kdp.amazon.com](https://kdp.amazon.com/en_US/help/topic/G201834280))
    - Evidence informing forecast-year allocation inputs; displayed values and growth are calculated: The marketplace-specific physical-book distribution restriction is not evidence of zero Mexican printing and packaging demand. ([kdp.amazon.com](https://kdp.amazon.com/en_US/help/topic/G201834280))
24. 二〇二一年全国新闻出版业基本情况
    - Evidence informing base-year allocation inputs; displayed values and growth are calculated: Secondary, primary and teaching-book aggregate sheet counts form the school activity weight.
    - Evidence informing forecast-year allocation inputs; displayed values and growth are calculated: Secondary, primary and teaching-book aggregate sheet counts form the school activity weight.
25. Press Information Bureau - Department of School Education & Literacy, Year End Review 2024
    - Evidence informing base-year allocation inputs; displayed values and growth are calculated: The government review describes substantial NCERT physical-textbook activity, independently qualifying the physical-availability premise without establishing attributable supplier revenue.
    - Evidence informing forecast-year allocation inputs; displayed values and growth are calculated: The government review describes substantial NCERT physical-textbook activity, independently qualifying the physical-availability premise without establishing attributable supplier revenue.

11.2.2. Higher Education Textbooks

Table 149. Global Book Printing & Packaging Services Market Size, by Higher Education Textbooks, by Region, 2017-2040 (USD Million)

Region	2017	2024	2025	2026	2027	2032	2040	CAGR (%)
Africa	xx.xx	xx.xx	xx.xx	xx.xx	xx.xx	xx.xx	xx.xx	xx.xx
Asia-Pacific	xx.xx	xx.xx	xx.xx	xx.xx	xx.xx	xx.xx	xx.xx	xx.xx
Europe	xx.xx	xx.xx	xx.xx	xx.xx	xx.xx	xx.xx	xx.xx	xx.xx
Latin America	xx.xx	xx.xx	xx.xx	xx.xx	xx.xx	xx.xx	xx.xx	xx.xx
Middle East	xx.xx	xx.xx	xx.xx	xx.xx	xx.xx	xx.xx	xx.xx	xx.xx
North America	xx.xx	xx.xx	xx.xx	xx.xx	xx.xx	xx.xx	xx.xx	xx.xx
Total	**xx.xx**	**xx.xx**	**xx.xx**	**xx.xx**	**xx.xx**	**xx.xx**	**xx.xx**	**xx.xx**

Table 150. Global Book Printing & Packaging Services Market Size, by Higher Education Textbooks, by Group, 2017-2040 (USD Million)

Group	2017	2024	2025	2026	2027	2032	2040	CAGR (%)
ASEAN	xx.xx	xx.xx	xx.xx	xx.xx	xx.xx	xx.xx	xx.xx	xx.xx
BRICS	xx.xx	xx.xx	xx.xx	xx.xx	xx.xx	xx.xx	xx.xx	xx.xx
European Union	xx.xx	xx.xx	xx.xx	xx.xx	xx.xx	xx.xx	xx.xx	xx.xx
G7	xx.xx	xx.xx	xx.xx	xx.xx	xx.xx	xx.xx	xx.xx	xx.xx
GCC	xx.xx	xx.xx	xx.xx	xx.xx	xx.xx	xx.xx	xx.xx	xx.xx
NATO	xx.xx	xx.xx	xx.xx	xx.xx	xx.xx	xx.xx	xx.xx	xx.xx

Table 151. Global Book Printing & Packaging Services Market Size, by Higher Education Textbooks, by Country, 2017-2040 (USD Million)

Country	2017	2024	2025	2026	2027	2032	2040	CAGR (%)
Australia	xx.xx	xx.xx	xx.xx	xx.xx	xx.xx	xx.xx	xx.xx	xx.xx
Brazil	xx.xx	xx.xx	xx.xx	xx.xx	xx.xx	xx.xx	xx.xx	xx.xx
Canada	xx.xx	xx.xx	xx.xx	xx.xx	xx.xx	xx.xx	xx.xx	xx.xx
China	xx.xx	xx.xx	xx.xx	xx.xx	xx.xx	xx.xx	xx.xx	xx.xx
France	xx.xx	xx.xx	xx.xx	xx.xx	xx.xx	xx.xx	xx.xx	xx.xx
Germany	xx.xx	xx.xx	xx.xx	xx.xx	xx.xx	xx.xx	xx.xx	xx.xx
India	xx.xx	xx.xx	xx.xx	xx.xx	xx.xx	xx.xx	xx.xx	xx.xx
Italy	xx.xx	xx.xx	xx.xx	xx.xx	xx.xx	xx.xx	xx.xx	xx.xx
Japan	xx.xx	xx.xx	xx.xx	xx.xx	xx.xx	xx.xx	xx.xx	xx.xx
Mexico	xx.xx	xx.xx	xx.xx	xx.xx	xx.xx	xx.xx	xx.xx	xx.xx
Russia	xx.xx	xx.xx	xx.xx	xx.xx	xx.xx	xx.xx	xx.xx	xx.xx
South Korea	xx.xx	xx.xx	xx.xx	xx.xx	xx.xx	xx.xx	xx.xx	xx.xx
Spain	xx.xx	xx.xx	xx.xx	xx.xx	xx.xx	xx.xx	xx.xx	xx.xx
United Kingdom	xx.xx	xx.xx	xx.xx	xx.xx	xx.xx	xx.xx	xx.xx	xx.xx
United States	xx.xx	xx.xx	xx.xx	xx.xx	xx.xx	xx.xx	xx.xx	xx.xx
Others	xx.xx	xx.xx	xx.xx	xx.xx	xx.xx	xx.xx	xx.xx	xx.xx
Total	**xx.xx**	**xx.xx**	**xx.xx**	**xx.xx**	**xx.xx**	**xx.xx**	**xx.xx**	**xx.xx**

Sources & Evidence

1. U.S. Census Bureau - NAPCS Product List for NAICS 51113: Book Publishers
   · Taxonomy evidence: Printed postsecondary textbooks are defined by their primary use in college and university study programs.
   ([www2.census.gov](https://www2.census.gov/library/reference/napcs/product-list/web-xx.xx-final-reformatted-edited-us082208.pdf))
2. EDItEUR - ONIX Codelist 28: Audience Type
   · Taxonomy evidence: Tertiary education is separately identified as an audience category.
   ([ns.editeur.org](https://ns.editeur.org/onix/en/xx.xx))

3. European Book Publishing Statistics 2024

· Evidence informing the 2024 market-value input; displayed series and growth include calculations: European publishers reported approximately EUR xx.xx of net book-sales revenue in 2024. The disclosed ebook and audiobook proportions inform the modeled xx.xx% physical-book revenue proportion; publisher revenue is an input, not printing-service revenue.

· Evidence informing the 2025 market-value input; displayed series and growth include calculations: The 2024 publisher-revenue and format observations provide the European demand input carried into the 2025 estimate.

· Evidence informing base-year allocation inputs; displayed values and growth are calculated: EUR xx.xx of 2024 publisher revenue and weakening physical volumes constrain the European demand weight and forecast, not directly observed service shares.
([fep-fee.eu](https://www.fep-fee.eu/European-Book-Publishing-Statistics-2024))

· Evidence informing forecast-year allocation inputs; displayed values and growth are calculated: EUR xx.xx of 2024 publisher revenue and weakening physical volumes constrain the European demand weight and forecast, not directly observed service shares.
([fep-fee.eu](https://www.fep-fee.eu/European-Book-Publishing-Statistics-2024))

4. The Global Publishing Industry in 2022

- Evidence informing the 2024 market-value input; displayed series and growth include calculations: Table xx.xx supplies country-level publishing revenues and identifies differences between retail-value, publisher-revenue, print-only and prior-year observations. Selected non-European country observations are adjusted for physical formats and period before estimating production spending.
- Evidence informing the 2025 market-value input; displayed series and growth include calculations: The selected country observations contribute to the demand pool underlying the 2025 working estimate. Nielsen retail datasets elsewhere in the publication are not used.
- Evidence informing base-year allocation inputs; displayed values and growth are calculated: Country revenue/format proxies constrain commissioning weights. ([wipo.int](https://www.wipo.int/edocs/pubdocs/en/wipo-pub-xx.xx-2023-xx.xx-en-the-global-publishing-industry-in-2022.pdf))
- Evidence informing forecast-year allocation inputs; displayed values and growth are calculated: Country revenue/format proxies constrain commissioning weights. ([wipo.int](https://www.wipo.int/edocs/pubdocs/en/wipo-pub-xx.xx-2023-xx.xx-en-the-global-publishing-industry-in-2022.pdf))
- Evidence informing base-year allocation inputs; displayed values and growth are calculated: Revenue and registration proxies constrain allocation. ([wipo.int](https://www.wipo.int/edocs/pubdocs/en/wipo-pub-xx.xx-2023-xx.xx-en-the-global-publishing-industry-in-2022.pdf))
- Evidence informing forecast-year allocation inputs; displayed values and growth are calculated: Revenue and registration proxies constrain allocation. ([wipo.int](https://www.wipo.int/edocs/pubdocs/en/wipo-pub-xx.xx-2023-xx.xx-en-the-global-publishing-industry-in-2022.pdf))
- Evidence informing base-year allocation inputs; displayed values and growth are calculated: Revenue, format and title proxies constrain allocation. ([wipo.int](https://www.wipo.int/edocs/pubdocs/en/wipo-pub-xx.xx-2023-xx.xx-en-the-global-publishing-industry-in-2022.pdf))
- Evidence informing forecast-year allocation inputs; displayed values and growth are calculated: Revenue, format and title proxies constrain allocation. ([wipo.int](https://www.wipo.int/edocs/pubdocs/en/wipo-pub-xx.xx-2023-xx.xx-en-the-global-publishing-industry-in-2022.pdf))
- Evidence informing base-year allocation inputs; displayed values and growth are calculated: Turkish revenue constrains regional commissioning scale. ([wipo.int](https://www.wipo.int/edocs/pubdocs/en/wipo-pub-xx.xx-2023-xx.xx-en-the-global-publishing-industry-in-2022.pdf))
- Evidence informing forecast-year allocation inputs; displayed values and growth are calculated: Turkish revenue constrains regional commissioning scale. ([wipo.int](https://www.wipo.int/edocs/pubdocs/en/wipo-pub-xx.xx-2023-xx.xx-en-the-global-publishing-industry-in-2022.pdf))
- Evidence informing base-year allocation inputs; displayed values and growth are calculated: Nigerian registration activity supplies a modeled-demand input. ([wipo.int](https://www.wipo.int/edocs/pubdocs/en/wipo-pub-xx.xx-2023-xx.xx-en-the-global-publishing-industry-in-2022.pdf))
- Evidence informing forecast-year allocation inputs; displayed values and growth are calculated: Nigerian registration activity supplies a modeled-demand input. ([wipo.int](https://www.wipo.int/edocs/pubdocs/en/wipo-pub-xx.xx-2023-xx.xx-en-the-global-publishing-industry-in-2022.pdf))
- Evidence informing base-year allocation inputs; displayed values and growth are calculated: Country revenue, format and registration proxies constrain allocation. ([wipo.int](https://www.wipo.int/edocs/pubdocs/en/wipo-pub-xx.xx-2023-xx.xx-en-the-global-publishing-industry-in-2022.pdf))
- Evidence informing forecast-year allocation inputs; displayed values and growth are calculated: Country revenue, format and registration proxies constrain allocation. ([wipo.int](https://www.wipo.int/edocs/pubdocs/en/wipo-pub-xx.xx-2023-xx.xx-en-the-global-publishing-industry-in-2022.pdf))

5. 2024 年新闻出版统计公报

   · Evidence informing the 2024 market-value input; displayed series and growth include calculations: For 2024, the official table reports xx.xx book copies or sheets and CNY xx.xx of book-publishing revenue. These constrain the demand bridge and historical contraction, rather than directly measuring printing-service sales.

   · Evidence informing the 2025 market-value input; displayed series and growth include calculations: The 2024 book-publishing observation supplies the Chinese demand primitive for the 2025 model.

   · Evidence informing base-year allocation inputs; displayed values and growth are calculated: 2024 book-publishing revenue of CNY xx.xx supplies the physical-demand proxy; reported output contraction qualifies growth assumptions. ([nppa.gov.cn](https://www.nppa.gov.cn/xxgk/fdzdgknr/tjxx/xx.xx/P020251218382424228218.pdf))

   · Evidence informing forecast-year allocation inputs; displayed values and growth are calculated: 2024 book-publishing revenue of CNY xx.xx supplies the physical-demand proxy; reported output contraction qualifies growth assumptions. ([nppa.gov.cn](https://www.nppa.gov.cn/xxgk/fdzdgknr/tjxx/xx.xx/P020251218382424228218.pdf))

   · Evidence informing base-year allocation inputs; displayed values and growth are calculated: The Chinese book-publishing observation is a major regional demand input, distinct from all printing and packaging industry revenue. ([nppa.gov.cn](https://www.nppa.gov.cn/xxgk/fdzdgknr/tjxx/xx.xx/P020251218382424228218.pdf))

   · Evidence informing forecast-year allocation inputs; displayed values and growth are calculated: The Chinese book-publishing observation is a major regional demand input, distinct from all printing and packaging industry revenue. ([nppa.gov.cn](https://www.nppa.gov.cn/xxgk/fdzdgknr/tjxx/xx.xx/P020251218382424228218.pdf))

6. Foreign Exchange Rates - G.5A Annual, January 5, 2026

   · Evidence informing the 2024 market-value input; displayed series and growth include calculations: The official 2024 annual-average conversion inputs are USD xx.xx per EUR, CNY xx.xx per USD and CAD xx.xx per USD.

   · Evidence informing the 2025 market-value input; displayed series and growth include calculations: The exchange-rate table establishes the conversion basis of the preceding-year demand inputs used in the 2025 estimate; subsequent effective-USD price assumptions are modeled separately.

7. Book publishing industry, 2024 - Statistics Canada

   · Evidence informing the 2024 market-value input; displayed series and growth include calculations: Canadian publishers reported CAD xx.xx of print sales outside the online category and CAD xx.xx of online print sales in 2024. Their sum, rather than total operating revenue, supplies the physical-book demand input.

   · Evidence informing the 2025 market-value input; displayed series and growth include calculations: Reported cost of goods sold of CAD xx.xx, up CAD xx.xx from 2022, supplies a cost-pressure cross-check, not a directly attributable printing-services total.

   · Evidence informing base-year allocation inputs; displayed values and growth are calculated: CAD xx.xx plus CAD xx.xx of print sales supplies a physical-book commissioning proxy; digital growth constrains the forecast mix. ([www150.statcan.gc.ca](https://www150.statcan.gc.ca/n1/daily-quotidien/xx.xx/dq260205b-eng.pdf))

   · Evidence informing forecast-year allocation inputs; displayed values and growth are calculated: CAD xx.xx plus CAD xx.xx of print sales supplies a physical-book commissioning proxy; digital growth constrains the forecast mix. ([www150.statcan.gc.ca](https://www150.statcan.gc.ca/n1/daily-quotidien/xx.xx/dq260205b-eng.pdf))

   · Evidence informing base-year allocation inputs; displayed values and growth are calculated: The Canadian physical-book input contributes to the North American demand index; it is publisher revenue, not service receipts. ([www150.statcan.gc.ca](https://www150.statcan.gc.ca/n1/daily-quotidien/xx.xx/dq260205b-eng.pdf))

   · Evidence informing forecast-year allocation inputs; displayed values and growth are calculated: The Canadian physical-book input contributes to the North American demand index; it is publisher revenue, not service receipts. ([www150.statcan.gc.ca](https://www150.statcan.gc.ca/n1/daily-quotidien/xx.xx/dq260205b-eng.pdf))

8. U.S. Census Bureau - Books Printing: Shipments, annual table
   - Evidence informing the 2017 market-value input; displayed series and growth include calculations: U.S. books-printing shipments were USD xx.xx in 2017; this is a national production anchor for the historical model.
   - Evidence informing the 2018 market-value input; displayed series and growth include calculations: U.S. books-printing shipments were USD xx.xx in 2018.
   - Evidence informing the 2019 market-value input; displayed series and growth include calculations: U.S. books-printing shipments were USD xx.xx in 2019.
   - Evidence informing the 2020 market-value input; displayed series and growth include calculations: U.S. books-printing shipments were USD xx.xx in 2020.
   - Evidence informing the 2021 market-value input; displayed series and growth include calculations: U.S. books-printing shipments were USD xx.xx in 2021.
   - Evidence informing the 2022 market-value input; displayed series and growth include calculations: U.S. books-printing shipments were USD xx.xx in 2022.
   - Evidence informing the 2024 market-value input; displayed series and growth include calculations: U.S. books-printing shipments were USD xx.xx in 2024. This national industrial measure is narrower than the composite global service boundary.
9. U.S. Census Bureau - Book Publishers, All Establishments: Revenue, annual table
   - Evidence informing the 2024 market-value input; displayed series and growth include calculations: The Census annual series reports USD xx.xx of U.S. book-publisher revenue for 2024. A modeled xx.xx% physical-book proportion excludes digital and other adjacent receipts.
   - Evidence informing the 2025 market-value input; displayed series and growth include calculations: The 2024 Census observation replaces an older survey-based U.S. revenue bridge in the demand pool underlying 2025.
   - Evidence informing base-year allocation inputs; displayed values and growth are calculated: The official Census revenue-series page defines the publisher-receipt measure underlying the retained U.S. input; the exact 2024 cell was not independently re-extracted. ([fred.stlouisfed.org](https://fred.stlouisfed.org/data/AIES51113RCT00US))
   - Evidence informing forecast-year allocation inputs; displayed values and growth are calculated: The official Census revenue-series page defines the publisher-receipt measure underlying the retained U.S. input; the exact 2024 cell was not independently re-extracted. ([fred.stlouisfed.org](https://fred.stlouisfed.org/data/AIES51113RCT00US))
10. Scholastic Corporation - Form 10-K for the year ended May 31, 2025
    - Evidence informing the 2024 market-value input; displayed series and growth include calculations: Scholastic's fiscal 2024 product, service, production and inventory-reserve costs were xx.xx% of revenue; postage, freight, shipping, fulfillment and other costs were xx.xx%. These broad categories constrain, but do not directly establish, eligible outsourced-service spending.
    - Evidence informing the 2025 market-value input; displayed series and growth include calculations: The corresponding fiscal 2025 proportions were xx.xx% and xx.xx%. Royalties and prepublication amortization are separately disclosed, allowing their exclusion from the service-market bridge.

11. CEWE achieves all targets in 2025 and aims to further increase revenue and earnings in 2026

- Evidence informing the 2025 market-value input; displayed series and growth include calculations: CEWE reported xx.xx CEWE PHOTOBOOK copies in 2025 versus xx.xx in 2024, supporting a positive specialty-book volume assumption without establishing global adoption.
- Evidence informing the 2026 market-value input; displayed series and growth include calculations: Observed 2025 photobook growth informs the specialty-demand assumption for 2026; the market value remains modeled.
- Evidence informing the 2032 market-value input; displayed series and growth include calculations: The observed specialty-book activity is a starting condition for the forecast, not independent proof of continued growth through 2032.
- Evidence informing the 2040 market-value input; displayed series and growth include calculations: The forecast explicitly slows specialty-demand growth after 2032; this source supplies the initial commercial observation, not the long-term growth rate.
- Evidence informing base-year allocation inputs; displayed values and growth are calculated: Company photobook activity constrains the materiality of specialty commissions; it does not establish the modeled European specialty multiplier or continued growth through 2032. ([ir.cewe.de](https://ir.cewe.de/en/news/cewe-achieves-all-targets-in-2025-and-aims-to-further-increase-revenue-and-earnings-in/70292c17-c943-xx.xx-bd11-4323b6ce54d8))
- Evidence informing forecast-year allocation inputs; displayed values and growth are calculated: Company photobook activity constrains the materiality of specialty commissions; it does not establish the modeled European specialty multiplier or continued growth through 2032. ([ir.cewe.de](https://ir.cewe.de/en/news/cewe-achieves-all-targets-in-2025-and-aims-to-further-increase-revenue-and-earnings-in/70292c17-c943-xx.xx-bd11-4323b6ce54d8))

12. Paperback Printing Cost - Kindle Direct Publishing

- Evidence informing the 2025 market-value input; displayed series and growth include calculations: The inspected U.S. paperback schedule charges USD xx.xx plus USD xx.xx per page for the specified regular-trim black-ink category. It provides a contemporary commercial price comparison for the assumed USD xx.xx self-publishing production receipt, not an observed historical price or volume.
- Evidence informing the 2026 market-value input; displayed series and growth include calculations: The schedule distinguishes printing charges from royalties and retail list prices, supporting the production-receipt boundary used in the estimate.

13. European Book Publishing Statistics 2017

- Evidence informing the 2017 market-value input; displayed series and growth include calculations: The association's primary survey reports approximately EUR xx.xx of European net publisher revenue for 2017, constraining the pre-pandemic demand level.

14. European Book Publishing Statistics 2019

- Evidence informing the 2018 market-value input; displayed series and growth include calculations: The association reports approximately EUR xx.xx of publisher revenue for 2018.
- Evidence informing the 2019 market-value input; displayed series and growth include calculations: The association reports approximately EUR xx.xx for 2019 and identifies a questionnaire change that limits exact comparability with earlier observations.

15. 2021 年新闻出版产业分析报告

- Evidence informing the 2020 market-value input; displayed series and growth include calculations: The official report's 2021 comparison identifies a substantial rebound from 2020, constraining the pandemic-recovery bridge.
- Evidence informing the 2021 market-value input; displayed series and growth include calculations: China reported xx.xx book copies or sheets in 2021, up xx.xx%; the report also distinguishes textbook output and reprints.

16. European Book Publishing Statistics 2023

- Evidence informing the 2022 market-value input; displayed series and growth include calculations: European net publisher revenue was approximately EUR xx.xx in 2022; the association describes paper-cost pressure and price-led growth.

17. Foreign Exchange Rates - G.5A Annual, January 5, 2026
    - Evidence informing base-year allocation inputs; displayed values and growth are calculated: Official annual-average exchange-rate methodology supports the frozen common-USD conversion convention; it does not measure service demand. ([federalreserve.gov](https://www.federalreserve.gov/releases/g5a/xx.xx/))
    - Evidence informing forecast-year allocation inputs; displayed values and growth are calculated: Official annual-average exchange-rate methodology supports the frozen common-USD conversion convention; it does not measure service demand. ([federalreserve.gov](https://www.federalreserve.gov/releases/g5a/xx.xx/))
    - Evidence informing base-year allocation inputs; displayed values and growth are calculated: The annual currency-conversion convention prevents mixing local-currency demand inputs with USD allocation weights. ([federalreserve.gov](https://www.federalreserve.gov/releases/g5a/xx.xx/))
    - Evidence informing forecast-year allocation inputs; displayed values and growth are calculated: The annual currency-conversion convention prevents mixing local-currency demand inputs with USD allocation weights. ([federalreserve.gov](https://www.federalreserve.gov/releases/g5a/xx.xx/))
18. GCC Statistical Center - Education Statistics 2024 announcement, March 23, 2026
    - Evidence informing base-year allocation inputs; displayed values and growth are calculated: Approximately xx.xx general-school pupils constrain the regional educational customer pool; national apportionment and monetization are assumed. ([gccstat.org](https://www.gccstat.org/news/xx.xx))
    - Evidence informing forecast-year allocation inputs; displayed values and growth are calculated: Approximately xx.xx general-school pupils constrain the regional educational customer pool; national apportionment and monetization are assumed. ([gccstat.org](https://www.gccstat.org/news/xx.xx))
19. South African Book Publishing Industry Survey 2023-2024
    - Evidence informing base-year allocation inputs; displayed values and growth are calculated: The transparent national publisher survey supplies a regional commercial comparator, not an observed African printing-service total. ([publishsa.co.za](https://publishsa.co.za/wp-content/uploads/2025/xx.xx/South-African-Book-Publishing-Industry-Survey-2023-2024.pdf))
    - Evidence informing forecast-year allocation inputs; displayed values and growth are calculated: The transparent national publisher survey supplies a regional commercial comparator, not an observed African printing-service total. ([publishsa.co.za](https://publishsa.co.za/wp-content/uploads/2025/xx.xx/South-African-Book-Publishing-Industry-Survey-2023-2024.pdf))
20. Ministry of Education - Press conference release, December 17, 2024
    - Evidence informing base-year allocation inputs; displayed values and growth are calculated: The announced increase in annual NCERT textbook printing from xx.xx to xx.xx supports an educational-demand mechanism, not realized supplier receipts or the modeled forecast share. ([education.gov.in](https://www.education.gov.in/sites/upload_files/mhrd/files/PIB%20releae%20of%20the%20Press%20Conference%20held%20today.pdf))
    - Evidence informing forecast-year allocation inputs; displayed values and growth are calculated: The announced increase in annual NCERT textbook printing from xx.xx to xx.xx supports an educational-demand mechanism, not realized supplier receipts or the modeled forecast share. ([education.gov.in](https://www.education.gov.in/sites/upload_files/mhrd/files/PIB%20releae%20of%20the%20Press%20Conference%20held%20today.pdf))
21. Global Connect - Ingram Content Group
    - Evidence informing base-year allocation inputs; displayed values and growth are calculated: Agreement-dependent network access does not quantify Brazilian commissions or guarantee institutional awards. ([resources.ingramcontent.com](https://resources.ingramcontent.com/publishers/global-connect))
    - Evidence informing forecast-year allocation inputs; displayed values and growth are calculated: Agreement-dependent network access does not quantify Brazilian commissions or guarantee institutional awards. ([resources.ingramcontent.com](https://resources.ingramcontent.com/publishers/global-connect))

22. Paperback and Hardcover Distribution Rights - Kindle Direct Publishing
    - Evidence informing base-year allocation inputs; displayed values and growth are calculated: The marketplace-specific physical-book distribution restriction is not evidence of zero Mexican printing and packaging demand. ([kdp.amazon.com](https://kdp.amazon.com/en_US/help/topic/G201834280))
    - Evidence informing forecast-year allocation inputs; displayed values and growth are calculated: The marketplace-specific physical-book distribution restriction is not evidence of zero Mexican printing and packaging demand. ([kdp.amazon.com](https://kdp.amazon.com/en_US/help/topic/G201834280))
23. 二〇二一年全国新闻出版业基本情况
    - Evidence informing base-year allocation inputs; displayed values and growth are calculated: Tertiary textbook aggregate output supplies the higher-education activity input before an assumed relative-service-value adjustment.
    - Evidence informing forecast-year allocation inputs; displayed values and growth are calculated: Tertiary textbook aggregate output supplies the higher-education activity input before an assumed relative-service-value adjustment.

11.2.3. Vocational & Continuing Education Books

Table 152. Global Book Printing & Packaging Services Market Size, by Vocational & Continuing Education Books, by Region, 2017-2040 (USD Million)

Region	2017	2024	2025	2026	2027	2032	2040	CAGR (%)
Africa	xx.xx	xx.xx	xx.xx	xx.xx	xx.xx	xx.xx	xx.xx	xx.xx
Asia-Pacific	xx.xx	xx.xx	xx.xx	xx.xx	xx.xx	xx.xx	xx.xx	xx.xx
Europe	xx.xx	xx.xx	xx.xx	xx.xx	xx.xx	xx.xx	xx.xx	xx.xx
Latin America	xx.xx	xx.xx	xx.xx	xx.xx	xx.xx	xx.xx	xx.xx	xx.xx
Middle East	xx.xx	xx.xx	xx.xx	xx.xx	xx.xx	xx.xx	xx.xx	xx.xx
North America	xx.xx	xx.xx	xx.xx	xx.xx	xx.xx	xx.xx	xx.xx	xx.xx
Total	**xx.xx**	**xx.xx**	**xx.xx**	**xx.xx**	**xx.xx**	**xx.xx**	**xx.xx**	**xx.xx**

Table 153. Global Book Printing & Packaging Services Market Size, by Vocational & Continuing Education Books, by Group, 2017-2040 (USD Million)

Group	2017	2024	2025	2026	2027	2032	2040	CAGR (%)
ASEAN	xx.xx	xx.xx	xx.xx	xx.xx	xx.xx	xx.xx	xx.xx	xx.xx
BRICS	xx.xx	xx.xx	xx.xx	xx.xx	xx.xx	xx.xx	xx.xx	xx.xx
European Union	xx.xx	xx.xx	xx.xx	xx.xx	xx.xx	xx.xx	xx.xx	xx.xx
G7	xx.xx	xx.xx	xx.xx	xx.xx	xx.xx	xx.xx	xx.xx	xx.xx
GCC	xx.xx	xx.xx	xx.xx	xx.xx	xx.xx	xx.xx	xx.xx	xx.xx
NATO	xx.xx	xx.xx	xx.xx	xx.xx	xx.xx	xx.xx	xx.xx	xx.xx

Table 154. Global Book Printing & Packaging Services Market Size, by Vocational & Continuing Education Books, by Country, 2017-2040 (USD Million)

Country	2017	2024	2025	2026	2027	2032	2040	CAGR (%)
Australia	xx.xx	xx.xx	xx.xx	xx.xx	xx.xx	xx.xx	xx.xx	xx.xx
Brazil	xx.xx	xx.xx	xx.xx	xx.xx	xx.xx	xx.xx	xx.xx	xx.xx
Canada	xx.xx	xx.xx	xx.xx	xx.xx	xx.xx	xx.xx	xx.xx	xx.xx
China	xx.xx	xx.xx	xx.xx	xx.xx	xx.xx	xx.xx	xx.xx	xx.xx
France	xx.xx	xx.xx	xx.xx	xx.xx	xx.xx	xx.xx	xx.xx	xx.xx
Germany	xx.xx	xx.xx	xx.xx	xx.xx	xx.xx	xx.xx	xx.xx	xx.xx
India	xx.xx	xx.xx	xx.xx	xx.xx	xx.xx	xx.xx	xx.xx	xx.xx
Italy	xx.xx	xx.xx	xx.xx	xx.xx	xx.xx	xx.xx	xx.xx	xx.xx
Japan	xx.xx	xx.xx	xx.xx	xx.xx	xx.xx	xx.xx	xx.xx	xx.xx
Mexico	xx.xx	xx.xx	xx.xx	xx.xx	xx.xx	xx.xx	xx.xx	xx.xx
Russia	xx.xx	xx.xx	xx.xx	xx.xx	xx.xx	xx.xx	xx.xx	xx.xx
South Korea	xx.xx	xx.xx	xx.xx	xx.xx	xx.xx	xx.xx	xx.xx	xx.xx
Spain	xx.xx	xx.xx	xx.xx	xx.xx	xx.xx	xx.xx	xx.xx	xx.xx
United Kingdom	xx.xx	xx.xx	xx.xx	xx.xx	xx.xx	xx.xx	xx.xx	xx.xx
United States	xx.xx	xx.xx	xx.xx	xx.xx	xx.xx	xx.xx	xx.xx	xx.xx
Others	xx.xx	xx.xx	xx.xx	xx.xx	xx.xx	xx.xx	xx.xx	xx.xx
Total	**xx.xx**	**xx.xx**	**xx.xx**	**xx.xx**	**xx.xx**	**xx.xx**	**xx.xx**	**xx.xx**

Sources & Evidence

1. EDItEUR - ONIX Codelist 28: Audience Type

   · Taxonomy evidence: Adult education covers formal or semi-formal learning, vocational training, apprenticeships, and practical or recreational learning; additional-language teaching is also recognized. ([ns.editeur.org](https://ns.editeur.org/onix/en/xx.xx))

2. European Book Publishing Statistics 2024

   · Evidence informing the 2024 market-value input; displayed series and growth include calculations: European publishers reported approximately EUR xx.xx of net book-sales revenue in 2024. The disclosed ebook and audiobook proportions inform the modeled xx.xx% physical-book revenue proportion; publisher revenue is an input, not printing-service revenue.

   · Evidence informing the 2025 market-value input; displayed series and growth include calculations: The 2024 publisher-revenue and format observations provide the European demand input carried into the 2025 estimate.

   · Evidence informing base-year allocation inputs; displayed values and growth are calculated: EUR xx.xx of 2024 publisher revenue and weakening physical volumes constrain the European demand weight and forecast, not directly observed service shares. ([fep-fee.eu](https://www.fep-fee.eu/European-Book-Publishing-Statistics-2024))

   · Evidence informing forecast-year allocation inputs; displayed values and growth are calculated: EUR xx.xx of 2024 publisher revenue and weakening physical volumes constrain the European demand weight and forecast, not directly observed service shares. ([fep-fee.eu](https://www.fep-fee.eu/European-Book-Publishing-Statistics-2024))

3. The Global Publishing Industry in 2022

- Evidence informing the 2024 market-value input; displayed series and growth include calculations: Table xx.xx supplies country-level publishing revenues and identifies differences between retail-value, publisher-revenue, print-only and prior-year observations. Selected non-European country observations are adjusted for physical formats and period before estimating production spending.
- Evidence informing the 2025 market-value input; displayed series and growth include calculations: The selected country observations contribute to the demand pool underlying the 2025 working estimate. Nielsen retail datasets elsewhere in the publication are not used.
- Evidence informing base-year allocation inputs; displayed values and growth are calculated: Country revenue/format proxies constrain commissioning weights. ([wipo.int](https://www.wipo.int/edocs/pubdocs/en/wipo-pub-xx.xx-2023-xx.xx-en-the-global-publishing-industry-in-2022.pdf))
- Evidence informing forecast-year allocation inputs; displayed values and growth are calculated: Country revenue/format proxies constrain commissioning weights. ([wipo.int](https://www.wipo.int/edocs/pubdocs/en/wipo-pub-xx.xx-2023-xx.xx-en-the-global-publishing-industry-in-2022.pdf))
- Evidence informing base-year allocation inputs; displayed values and growth are calculated: Revenue and registration proxies constrain allocation. ([wipo.int](https://www.wipo.int/edocs/pubdocs/en/wipo-pub-xx.xx-2023-xx.xx-en-the-global-publishing-industry-in-2022.pdf))
- Evidence informing forecast-year allocation inputs; displayed values and growth are calculated: Revenue and registration proxies constrain allocation. ([wipo.int](https://www.wipo.int/edocs/pubdocs/en/wipo-pub-xx.xx-2023-xx.xx-en-the-global-publishing-industry-in-2022.pdf))
- Evidence informing base-year allocation inputs; displayed values and growth are calculated: Revenue, format and title proxies constrain allocation. ([wipo.int](https://www.wipo.int/edocs/pubdocs/en/wipo-pub-xx.xx-2023-xx.xx-en-the-global-publishing-industry-in-2022.pdf))
- Evidence informing forecast-year allocation inputs; displayed values and growth are calculated: Revenue, format and title proxies constrain allocation. ([wipo.int](https://www.wipo.int/edocs/pubdocs/en/wipo-pub-xx.xx-2023-xx.xx-en-the-global-publishing-industry-in-2022.pdf))
- Evidence informing base-year allocation inputs; displayed values and growth are calculated: Turkish revenue constrains regional commissioning scale. ([wipo.int](https://www.wipo.int/edocs/pubdocs/en/wipo-pub-xx.xx-2023-xx.xx-en-the-global-publishing-industry-in-2022.pdf))
- Evidence informing forecast-year allocation inputs; displayed values and growth are calculated: Turkish revenue constrains regional commissioning scale. ([wipo.int](https://www.wipo.int/edocs/pubdocs/en/wipo-pub-xx.xx-2023-xx.xx-en-the-global-publishing-industry-in-2022.pdf))
- Evidence informing base-year allocation inputs; displayed values and growth are calculated: Nigerian registration activity supplies a modeled-demand input. ([wipo.int](https://www.wipo.int/edocs/pubdocs/en/wipo-pub-xx.xx-2023-xx.xx-en-the-global-publishing-industry-in-2022.pdf))
- Evidence informing forecast-year allocation inputs; displayed values and growth are calculated: Nigerian registration activity supplies a modeled-demand input. ([wipo.int](https://www.wipo.int/edocs/pubdocs/en/wipo-pub-xx.xx-2023-xx.xx-en-the-global-publishing-industry-in-2022.pdf))
- Evidence informing base-year allocation inputs; displayed values and growth are calculated: Country revenue, format and registration proxies constrain allocation. ([wipo.int](https://www.wipo.int/edocs/pubdocs/en/wipo-pub-xx.xx-2023-xx.xx-en-the-global-publishing-industry-in-2022.pdf))
- Evidence informing forecast-year allocation inputs; displayed values and growth are calculated: Country revenue, format and registration proxies constrain allocation. ([wipo.int](https://www.wipo.int/edocs/pubdocs/en/wipo-pub-xx.xx-2023-xx.xx-en-the-global-publishing-industry-in-2022.pdf))

4. 2024 年新闻出版统计公报

   · Evidence informing the 2024 market-value input; displayed series and growth include calculations: For 2024, the official table reports xx.xx book copies or sheets and CNY xx.xx of book-publishing revenue. These constrain the demand bridge and historical contraction, rather than directly measuring printing-service sales.

   · Evidence informing the 2025 market-value input; displayed series and growth include calculations: The 2024 book-publishing observation supplies the Chinese demand primitive for the 2025 model.

   · Evidence informing base-year allocation inputs; displayed values and growth are calculated: 2024 book-publishing revenue of CNY xx.xx supplies the physical-demand proxy; reported output contraction qualifies growth assumptions. ([nppa.gov.cn](https://www.nppa.gov.cn/xxgk/fdzdgknr/tjxx/xx.xx/P020251218382424228218.pdf))

   · Evidence informing forecast-year allocation inputs; displayed values and growth are calculated: 2024 book-publishing revenue of CNY xx.xx supplies the physical-demand proxy; reported output contraction qualifies growth assumptions. ([nppa.gov.cn](https://www.nppa.gov.cn/xxgk/fdzdgknr/tjxx/xx.xx/P020251218382424228218.pdf))

   · Evidence informing base-year allocation inputs; displayed values and growth are calculated: The Chinese book-publishing observation is a major regional demand input, distinct from all printing and packaging industry revenue. ([nppa.gov.cn](https://www.nppa.gov.cn/xxgk/fdzdgknr/tjxx/xx.xx/P020251218382424228218.pdf))

   · Evidence informing forecast-year allocation inputs; displayed values and growth are calculated: The Chinese book-publishing observation is a major regional demand input, distinct from all printing and packaging industry revenue. ([nppa.gov.cn](https://www.nppa.gov.cn/xxgk/fdzdgknr/tjxx/xx.xx/P020251218382424228218.pdf))

5. Foreign Exchange Rates - G.5A Annual, January 5, 2026

   · Evidence informing the 2024 market-value input; displayed series and growth include calculations: The official 2024 annual-average conversion inputs are USD xx.xx per EUR, CNY xx.xx per USD and CAD xx.xx per USD.

   · Evidence informing the 2025 market-value input; displayed series and growth include calculations: The exchange-rate table establishes the conversion basis of the preceding-year demand inputs used in the 2025 estimate; subsequent effective-USD price assumptions are modeled separately.

6. Book publishing industry, 2024 - Statistics Canada

   · Evidence informing the 2024 market-value input; displayed series and growth include calculations: Canadian publishers reported CAD xx.xx of print sales outside the online category and CAD xx.xx of online print sales in 2024. Their sum, rather than total operating revenue, supplies the physical-book demand input.

   · Evidence informing the 2025 market-value input; displayed series and growth include calculations: Reported cost of goods sold of CAD xx.xx, up CAD xx.xx from 2022, supplies a cost-pressure cross-check, not a directly attributable printing-services total.

   · Evidence informing base-year allocation inputs; displayed values and growth are calculated: CAD xx.xx plus CAD xx.xx of print sales supplies a physical-book commissioning proxy; digital growth constrains the forecast mix. ([www150.statcan.gc.ca](https://www150.statcan.gc.ca/n1/daily-quotidien/xx.xx/dq260205b-eng.pdf))

   · Evidence informing forecast-year allocation inputs; displayed values and growth are calculated: CAD xx.xx plus CAD xx.xx of print sales supplies a physical-book commissioning proxy; digital growth constrains the forecast mix. ([www150.statcan.gc.ca](https://www150.statcan.gc.ca/n1/daily-quotidien/xx.xx/dq260205b-eng.pdf))

   · Evidence informing base-year allocation inputs; displayed values and growth are calculated: The Canadian physical-book input contributes to the North American demand index; it is publisher revenue, not service receipts. ([www150.statcan.gc.ca](https://www150.statcan.gc.ca/n1/daily-quotidien/xx.xx/dq260205b-eng.pdf))

   · Evidence informing forecast-year allocation inputs; displayed values and growth are calculated: The Canadian physical-book input contributes to the North American demand index; it is publisher revenue, not service receipts. ([www150.statcan.gc.ca](https://www150.statcan.gc.ca/n1/daily-quotidien/xx.xx/dq260205b-eng.pdf))

7. U.S. Census Bureau - Books Printing: Shipments, annual table
   - Evidence informing the 2017 market-value input; displayed series and growth include calculations: U.S. books-printing shipments were USD xx.xx in 2017; this is a national production anchor for the historical model.
   - Evidence informing the 2018 market-value input; displayed series and growth include calculations: U.S. books-printing shipments were USD xx.xx in 2018.
   - Evidence informing the 2019 market-value input; displayed series and growth include calculations: U.S. books-printing shipments were USD xx.xx in 2019.
   - Evidence informing the 2020 market-value input; displayed series and growth include calculations: U.S. books-printing shipments were USD xx.xx in 2020.
   - Evidence informing the 2021 market-value input; displayed series and growth include calculations: U.S. books-printing shipments were USD xx.xx in 2021.
   - Evidence informing the 2022 market-value input; displayed series and growth include calculations: U.S. books-printing shipments were USD xx.xx in 2022.
   - Evidence informing the 2024 market-value input; displayed series and growth include calculations: U.S. books-printing shipments were USD xx.xx in 2024. This national industrial measure is narrower than the composite global service boundary.
8. U.S. Census Bureau - Book Publishers, All Establishments: Revenue, annual table
   - Evidence informing the 2024 market-value input; displayed series and growth include calculations: The Census annual series reports USD xx.xx of U.S. book-publisher revenue for 2024. A modeled xx.xx% physical-book proportion excludes digital and other adjacent receipts.
   - Evidence informing the 2025 market-value input; displayed series and growth include calculations: The 2024 Census observation replaces an older survey-based U.S. revenue bridge in the demand pool underlying 2025.
   - Evidence informing base-year allocation inputs; displayed values and growth are calculated: The official Census revenue-series page defines the publisher-receipt measure underlying the retained U.S. input; the exact 2024 cell was not independently re-extracted. ([fred.stlouisfed.org](https://fred.stlouisfed.org/data/AIES51113RCT00US))
   - Evidence informing forecast-year allocation inputs; displayed values and growth are calculated: The official Census revenue-series page defines the publisher-receipt measure underlying the retained U.S. input; the exact 2024 cell was not independently re-extracted. ([fred.stlouisfed.org](https://fred.stlouisfed.org/data/AIES51113RCT00US))
9. Scholastic Corporation - Form 10-K for the year ended May 31, 2025
   - Evidence informing the 2024 market-value input; displayed series and growth include calculations: Scholastic's fiscal 2024 product, service, production and inventory-reserve costs were xx.xx% of revenue; postage, freight, shipping, fulfillment and other costs were xx.xx%. These broad categories constrain, but do not directly establish, eligible outsourced-service spending.
   - Evidence informing the 2025 market-value input; displayed series and growth include calculations: The corresponding fiscal 2025 proportions were xx.xx% and xx.xx%. Royalties and prepublication amortization are separately disclosed, allowing their exclusion from the service-market bridge.

10. CEWE achieves all targets in 2025 and aims to further increase revenue and earnings in 2026
    - Evidence informing the 2025 market-value input; displayed series and growth include calculations: CEWE reported xx.xx CEWE PHOTOBOOK copies in 2025 versus xx.xx in 2024, supporting a positive specialty-book volume assumption without establishing global adoption.
    - Evidence informing the 2026 market-value input; displayed series and growth include calculations: Observed 2025 photobook growth informs the specialty-demand assumption for 2026; the market value remains modeled.
    - Evidence informing the 2032 market-value input; displayed series and growth include calculations: The observed specialty-book activity is a starting condition for the forecast, not independent proof of continued growth through 2032.
    - Evidence informing the 2040 market-value input; displayed series and growth include calculations: The forecast explicitly slows specialty-demand growth after 2032; this source supplies the initial commercial observation, not the long-term growth rate.
    - Evidence informing base-year allocation inputs; displayed values and growth are calculated: Company photobook activity constrains the materiality of specialty commissions; it does not establish the modeled European specialty multiplier or continued growth through 2032. ([ir.cewe.de](https://ir.cewe.de/en/news/cewe-achieves-all-targets-in-2025-and-aims-to-further-increase-revenue-and-earnings-in/70292c17-c943-xx.xx-bd11-4323b6ce54d8))
    - Evidence informing forecast-year allocation inputs; displayed values and growth are calculated: Company photobook activity constrains the materiality of specialty commissions; it does not establish the modeled European specialty multiplier or continued growth through 2032. ([ir.cewe.de](https://ir.cewe.de/en/news/cewe-achieves-all-targets-in-2025-and-aims-to-further-increase-revenue-and-earnings-in/70292c17-c943-xx.xx-bd11-4323b6ce54d8))
11. Paperback Printing Cost - Kindle Direct Publishing
    - Evidence informing the 2025 market-value input; displayed series and growth include calculations: The inspected U.S. paperback schedule charges USD xx.xx plus USD xx.xx per page for the specified regular-trim black-ink category. It provides a contemporary commercial price comparison for the assumed USD xx.xx self-publishing production receipt, not an observed historical price or volume.
    - Evidence informing the 2026 market-value input; displayed series and growth include calculations: The schedule distinguishes printing charges from royalties and retail list prices, supporting the production-receipt boundary used in the estimate.
12. European Book Publishing Statistics 2017
    - Evidence informing the 2017 market-value input; displayed series and growth include calculations: The association's primary survey reports approximately EUR xx.xx of European net publisher revenue for 2017, constraining the pre-pandemic demand level.
13. European Book Publishing Statistics 2019
    - Evidence informing the 2018 market-value input; displayed series and growth include calculations: The association reports approximately EUR xx.xx of publisher revenue for 2018.
    - Evidence informing the 2019 market-value input; displayed series and growth include calculations: The association reports approximately EUR xx.xx for 2019 and identifies a questionnaire change that limits exact comparability with earlier observations.
14. 2021 年新闻出版产业分析报告
    - Evidence informing the 2020 market-value input; displayed series and growth include calculations: The official report's 2021 comparison identifies a substantial rebound from 2020, constraining the pandemic-recovery bridge.
    - Evidence informing the 2021 market-value input; displayed series and growth include calculations: China reported xx.xx book copies or sheets in 2021, up xx.xx%; the report also distinguishes textbook output and reprints.
15. European Book Publishing Statistics 2023
    - Evidence informing the 2022 market-value input; displayed series and growth include calculations: European net publisher revenue was approximately EUR xx.xx in 2022; the association describes paper-cost pressure and price-led growth.

16. Foreign Exchange Rates - G.5A Annual, January 5, 2026
    - Evidence informing base-year allocation inputs; displayed values and growth are calculated: Official annual-average exchange-rate methodology supports the frozen common-USD conversion convention; it does not measure service demand. ([federalreserve.gov](https://www.federalreserve.gov/releases/g5a/xx.xx/))
    - Evidence informing forecast-year allocation inputs; displayed values and growth are calculated: Official annual-average exchange-rate methodology supports the frozen common-USD conversion convention; it does not measure service demand. ([federalreserve.gov](https://www.federalreserve.gov/releases/g5a/xx.xx/))
    - Evidence informing base-year allocation inputs; displayed values and growth are calculated: The annual currency-conversion convention prevents mixing local-currency demand inputs with USD allocation weights. ([federalreserve.gov](https://www.federalreserve.gov/releases/g5a/xx.xx/))
    - Evidence informing forecast-year allocation inputs; displayed values and growth are calculated: The annual currency-conversion convention prevents mixing local-currency demand inputs with USD allocation weights. ([federalreserve.gov](https://www.federalreserve.gov/releases/g5a/xx.xx/))
17. GCC Statistical Center - Education Statistics 2024 announcement, March 23, 2026
    - Evidence informing base-year allocation inputs; displayed values and growth are calculated: Approximately xx.xx general-school pupils constrain the regional educational customer pool; national apportionment and monetization are assumed. ([gccstat.org](https://www.gccstat.org/news/xx.xx))
    - Evidence informing forecast-year allocation inputs; displayed values and growth are calculated: Approximately xx.xx general-school pupils constrain the regional educational customer pool; national apportionment and monetization are assumed. ([gccstat.org](https://www.gccstat.org/news/xx.xx))
18. South African Book Publishing Industry Survey 2023-2024
    - Evidence informing base-year allocation inputs; displayed values and growth are calculated: The transparent national publisher survey supplies a regional commercial comparator, not an observed African printing-service total. ([publishsa.co.za](https://publishsa.co.za/wp-content/uploads/2025/xx.xx/South-African-Book-Publishing-Industry-Survey-2023-2024.pdf))
    - Evidence informing forecast-year allocation inputs; displayed values and growth are calculated: The transparent national publisher survey supplies a regional commercial comparator, not an observed African printing-service total. ([publishsa.co.za](https://publishsa.co.za/wp-content/uploads/2025/xx.xx/South-African-Book-Publishing-Industry-Survey-2023-2024.pdf))
19. Ministry of Education - Press conference release, December 17, 2024
    - Evidence informing base-year allocation inputs; displayed values and growth are calculated: The announced increase in annual NCERT textbook printing from xx.xx to xx.xx supports an educational-demand mechanism, not realized supplier receipts or the modeled forecast share. ([education.gov.in](https://www.education.gov.in/sites/upload_files/mhrd/files/PIB%20releae%20of%20the%20Press%20Conference%20held%20today.pdf))
    - Evidence informing forecast-year allocation inputs; displayed values and growth are calculated: The announced increase in annual NCERT textbook printing from xx.xx to xx.xx supports an educational-demand mechanism, not realized supplier receipts or the modeled forecast share. ([education.gov.in](https://www.education.gov.in/sites/upload_files/mhrd/files/PIB%20releae%20of%20the%20Press%20Conference%20held%20today.pdf))
20. Global Connect - Ingram Content Group
    - Evidence informing base-year allocation inputs; displayed values and growth are calculated: Agreement-dependent network access does not quantify Brazilian commissions or guarantee institutional awards. ([resources.ingramcontent.com](https://resources.ingramcontent.com/publishers/global-connect))
    - Evidence informing forecast-year allocation inputs; displayed values and growth are calculated: Agreement-dependent network access does not quantify Brazilian commissions or guarantee institutional awards. ([resources.ingramcontent.com](https://resources.ingramcontent.com/publishers/global-connect))

21. Paperback and Hardcover Distribution Rights - Kindle Direct Publishing
    - Evidence informing base-year allocation inputs; displayed values and growth are calculated: The marketplace-specific physical-book distribution restriction is not evidence of zero Mexican printing and packaging demand. ([kdp.amazon.com](https://kdp.amazon.com/en_US/help/topic/G201834280))
    - Evidence informing forecast-year allocation inputs; displayed values and growth are calculated: The marketplace-specific physical-book distribution restriction is not evidence of zero Mexican printing and packaging demand. ([kdp.amazon.com](https://kdp.amazon.com/en_US/help/topic/G201834280))
22. 二〇二一年全国新闻出版业基本情况
    - Evidence informing base-year allocation inputs; displayed values and growth are calculated: Vocational, adult and literacy textbook output supplies the corresponding historical activity input.
    - Evidence informing forecast-year allocation inputs; displayed values and growth are calculated: Vocational, adult and literacy textbook output supplies the corresponding historical activity input.

11.3. Commemorative & Personal Books

Table 155. Global Book Printing & Packaging Services Market, by Commemorative & Personal Books growth contribution, 2025-2032

Category	2025 value (USD Million)	2032 value (USD Million)	Added value (USD Million)	2025 share (%)	2032 share (%)	Change (pp)	Growth share (%)	CAGR (%)
Personal Photo & Memory Books	xx.xx	xx.xx	xx.xx	xx.xx	xx.xx	xx.xx	xx.xx	xx.xx
Yearbooks & Organizational Commemoratives	xx.xx	xx.xx	xx.xx	xx.xx	xx.xx	xx.xx	xx.xx	xx.xx
Scope total	**xx.xx**	**xx.xx**	**xx.xx**	**xx.xx**	**xx.xx**	**xx.xx**	**xx.xx**	**xx.xx**

Table 156. Global Book Printing & Packaging Services Market Size, by Commemorative & Personal Books, by Region, 2017-2040 (USD Million)

Region	2017	2024	2025	2026	2027	2032	2040	CAGR (%)
Africa	xx.xx	xx.xx	xx.xx	xx.xx	xx.xx	xx.xx	xx.xx	xx.xx
Asia-Pacific	xx.xx	xx.xx	xx.xx	xx.xx	xx.xx	xx.xx	xx.xx	xx.xx
Europe	xx.xx	xx.xx	xx.xx	xx.xx	xx.xx	xx.xx	xx.xx	xx.xx
Latin America	xx.xx	xx.xx	xx.xx	xx.xx	xx.xx	xx.xx	xx.xx	xx.xx
Middle East	xx.xx	xx.xx	xx.xx	xx.xx	xx.xx	xx.xx	xx.xx	xx.xx
North America	xx.xx	xx.xx	xx.xx	xx.xx	xx.xx	xx.xx	xx.xx	xx.xx
Total	**xx.xx**	**xx.xx**	**xx.xx**	**xx.xx**	**xx.xx**	**xx.xx**	**xx.xx**	**xx.xx**

Table 157. Global Book Printing & Packaging Services Market Size, by Commemorative & Personal Books, by Group, 2017-2040 (USD Million)

Group	2017	2024	2025	2026	2027	2032	2040	CAGR (%)
ASEAN	xx.xx	xx.xx	xx.xx	xx.xx	xx.xx	xx.xx	xx.xx	xx.xx
BRICS	xx.xx	xx.xx	xx.xx	xx.xx	xx.xx	xx.xx	xx.xx	xx.xx
European Union	xx.xx	xx.xx	xx.xx	xx.xx	xx.xx	xx.xx	xx.xx	xx.xx
G7	xx.xx	xx.xx	xx.xx	xx.xx	xx.xx	xx.xx	xx.xx	xx.xx
GCC	xx.xx	xx.xx	xx.xx	xx.xx	xx.xx	xx.xx	xx.xx	xx.xx
NATO	xx.xx	xx.xx	xx.xx	xx.xx	xx.xx	xx.xx	xx.xx	xx.xx

Table 158. Global Book Printing & Packaging Services Market Size, by Commemorative & Personal Books, by Country, 2017-2040 (USD Million)

Country	2017	2024	2025	2026	2027	2032	2040	CAGR (%)
Australia	xx.xx	xx.xx	xx.xx	xx.xx	xx.xx	xx.xx	xx.xx	xx.xx
Brazil	xx.xx	xx.xx	xx.xx	xx.xx	xx.xx	xx.xx	xx.xx	xx.xx
Canada	xx.xx	xx.xx	xx.xx	xx.xx	xx.xx	xx.xx	xx.xx	xx.xx
China	xx.xx	xx.xx	xx.xx	xx.xx	xx.xx	xx.xx	xx.xx	xx.xx
France	xx.xx	xx.xx	xx.xx	xx.xx	xx.xx	xx.xx	xx.xx	xx.xx
Germany	xx.xx	xx.xx	xx.xx	xx.xx	xx.xx	xx.xx	xx.xx	xx.xx
India	xx.xx	xx.xx	xx.xx	xx.xx	xx.xx	xx.xx	xx.xx	xx.xx
Italy	xx.xx	xx.xx	xx.xx	xx.xx	xx.xx	xx.xx	xx.xx	xx.xx
Japan	xx.xx	xx.xx	xx.xx	xx.xx	xx.xx	xx.xx	xx.xx	xx.xx
Mexico	xx.xx	xx.xx	xx.xx	xx.xx	xx.xx	xx.xx	xx.xx	xx.xx
Russia	xx.xx	xx.xx	xx.xx	xx.xx	xx.xx	xx.xx	xx.xx	xx.xx
South Korea	xx.xx	xx.xx	xx.xx	xx.xx	xx.xx	xx.xx	xx.xx	xx.xx
Spain	xx.xx	xx.xx	xx.xx	xx.xx	xx.xx	xx.xx	xx.xx	xx.xx
United Kingdom	xx.xx	xx.xx	xx.xx	xx.xx	xx.xx	xx.xx	xx.xx	xx.xx
United States	xx.xx	xx.xx	xx.xx	xx.xx	xx.xx	xx.xx	xx.xx	xx.xx
Others	xx.xx	xx.xx	xx.xx	xx.xx	xx.xx	xx.xx	xx.xx	xx.xx
Total	**xx.xx**	**xx.xx**	**xx.xx**	**xx.xx**	**xx.xx**	**xx.xx**	**xx.xx**	**xx.xx**

Sources & Evidence

1. European Book Publishing Statistics 2024

   · Evidence informing the 2024 market-value input; displayed series and growth include calculations: European publishers reported approximately EUR xx.xx of net book-sales revenue in 2024. The disclosed ebook and audiobook proportions inform the modeled xx.xx% physical-book revenue proportion; publisher revenue is an input, not printing-service revenue.

   · Evidence informing the 2025 market-value input; displayed series and growth include calculations: The 2024 publisher-revenue and format observations provide the European demand input carried into the 2025 estimate.

   · Evidence informing base-year allocation inputs; displayed values and growth are calculated: EUR xx.xx of 2024 publisher revenue and weakening physical volumes constrain the European demand weight and forecast, not directly observed service shares.
   ([fep-fee.eu](https://www.fep-fee.eu/European-Book-Publishing-Statistics-2024))

   · Evidence informing forecast-year allocation inputs; displayed values and growth are calculated: EUR xx.xx of 2024 publisher revenue and weakening physical volumes constrain the European demand weight and forecast, not directly observed service shares.
   ([fep-fee.eu](https://www.fep-fee.eu/European-Book-Publishing-Statistics-2024))

2. The Global Publishing Industry in 2022

- Evidence informing the 2024 market-value input; displayed series and growth include calculations: Table xx.xx supplies country-level publishing revenues and identifies differences between retail-value, publisher-revenue, print-only and prior-year observations. Selected non-European country observations are adjusted for physical formats and period before estimating production spending.
- Evidence informing the 2025 market-value input; displayed series and growth include calculations: The selected country observations contribute to the demand pool underlying the 2025 working estimate. Nielsen retail datasets elsewhere in the publication are not used.
- Evidence informing base-year allocation inputs; displayed values and growth are calculated: Country revenue/format proxies constrain commissioning weights. ([wipo.int](https://www.wipo.int/edocs/pubdocs/en/wipo-pub-xx.xx-2023-xx.xx-en-the-global-publishing-industry-in-2022.pdf))
- Evidence informing forecast-year allocation inputs; displayed values and growth are calculated: Country revenue/format proxies constrain commissioning weights. ([wipo.int](https://www.wipo.int/edocs/pubdocs/en/wipo-pub-xx.xx-2023-xx.xx-en-the-global-publishing-industry-in-2022.pdf))
- Evidence informing base-year allocation inputs; displayed values and growth are calculated: Revenue and registration proxies constrain allocation. ([wipo.int](https://www.wipo.int/edocs/pubdocs/en/wipo-pub-xx.xx-2023-xx.xx-en-the-global-publishing-industry-in-2022.pdf))
- Evidence informing forecast-year allocation inputs; displayed values and growth are calculated: Revenue and registration proxies constrain allocation. ([wipo.int](https://www.wipo.int/edocs/pubdocs/en/wipo-pub-xx.xx-2023-xx.xx-en-the-global-publishing-industry-in-2022.pdf))
- Evidence informing base-year allocation inputs; displayed values and growth are calculated: Revenue, format and title proxies constrain allocation. ([wipo.int](https://www.wipo.int/edocs/pubdocs/en/wipo-pub-xx.xx-2023-xx.xx-en-the-global-publishing-industry-in-2022.pdf))
- Evidence informing forecast-year allocation inputs; displayed values and growth are calculated: Revenue, format and title proxies constrain allocation. ([wipo.int](https://www.wipo.int/edocs/pubdocs/en/wipo-pub-xx.xx-2023-xx.xx-en-the-global-publishing-industry-in-2022.pdf))
- Evidence informing base-year allocation inputs; displayed values and growth are calculated: Turkish revenue constrains regional commissioning scale. ([wipo.int](https://www.wipo.int/edocs/pubdocs/en/wipo-pub-xx.xx-2023-xx.xx-en-the-global-publishing-industry-in-2022.pdf))
- Evidence informing forecast-year allocation inputs; displayed values and growth are calculated: Turkish revenue constrains regional commissioning scale. ([wipo.int](https://www.wipo.int/edocs/pubdocs/en/wipo-pub-xx.xx-2023-xx.xx-en-the-global-publishing-industry-in-2022.pdf))
- Evidence informing base-year allocation inputs; displayed values and growth are calculated: Nigerian registration activity supplies a modeled-demand input. ([wipo.int](https://www.wipo.int/edocs/pubdocs/en/wipo-pub-xx.xx-2023-xx.xx-en-the-global-publishing-industry-in-2022.pdf))
- Evidence informing forecast-year allocation inputs; displayed values and growth are calculated: Nigerian registration activity supplies a modeled-demand input. ([wipo.int](https://www.wipo.int/edocs/pubdocs/en/wipo-pub-xx.xx-2023-xx.xx-en-the-global-publishing-industry-in-2022.pdf))
- Evidence informing base-year allocation inputs; displayed values and growth are calculated: Country revenue, format and registration proxies constrain allocation. ([wipo.int](https://www.wipo.int/edocs/pubdocs/en/wipo-pub-xx.xx-2023-xx.xx-en-the-global-publishing-industry-in-2022.pdf))
- Evidence informing forecast-year allocation inputs; displayed values and growth are calculated: Country revenue, format and registration proxies constrain allocation. ([wipo.int](https://www.wipo.int/edocs/pubdocs/en/wipo-pub-xx.xx-2023-xx.xx-en-the-global-publishing-industry-in-2022.pdf))

3. 2024 年新闻出版统计公报

   · Evidence informing the 2024 market-value input; displayed series and growth include calculations: For 2024, the official table reports xx.xx book copies or sheets and CNY xx.xx of book-publishing revenue. These constrain the demand bridge and historical contraction, rather than directly measuring printing-service sales.

   · Evidence informing the 2025 market-value input; displayed series and growth include calculations: The 2024 book-publishing observation supplies the Chinese demand primitive for the 2025 model.

   · Evidence informing base-year allocation inputs; displayed values and growth are calculated: 2024 book-publishing revenue of CNY xx.xx supplies the physical-demand proxy; reported output contraction qualifies growth assumptions. ([nppa.gov.cn](https://www.nppa.gov.cn/xxgk/fdzdgknr/tjxx/xx.xx/P020251218382424228218.pdf))

   · Evidence informing forecast-year allocation inputs; displayed values and growth are calculated: 2024 book-publishing revenue of CNY xx.xx supplies the physical-demand proxy; reported output contraction qualifies growth assumptions. ([nppa.gov.cn](https://www.nppa.gov.cn/xxgk/fdzdgknr/tjxx/xx.xx/P020251218382424228218.pdf))

   · Evidence informing base-year allocation inputs; displayed values and growth are calculated: The Chinese book-publishing observation is a major regional demand input, distinct from all printing and packaging industry revenue. ([nppa.gov.cn](https://www.nppa.gov.cn/xxgk/fdzdgknr/tjxx/xx.xx/P020251218382424228218.pdf))

   · Evidence informing forecast-year allocation inputs; displayed values and growth are calculated: The Chinese book-publishing observation is a major regional demand input, distinct from all printing and packaging industry revenue. ([nppa.gov.cn](https://www.nppa.gov.cn/xxgk/fdzdgknr/tjxx/xx.xx/P020251218382424228218.pdf))

4. Foreign Exchange Rates - G.5A Annual, January 5, 2026

   · Evidence informing the 2024 market-value input; displayed series and growth include calculations: The official 2024 annual-average conversion inputs are USD xx.xx per EUR, CNY xx.xx per USD and CAD xx.xx per USD.

   · Evidence informing the 2025 market-value input; displayed series and growth include calculations: The exchange-rate table establishes the conversion basis of the preceding-year demand inputs used in the 2025 estimate; subsequent effective-USD price assumptions are modeled separately.

5. Book publishing industry, 2024 - Statistics Canada

   · Evidence informing the 2024 market-value input; displayed series and growth include calculations: Canadian publishers reported CAD xx.xx of print sales outside the online category and CAD xx.xx of online print sales in 2024. Their sum, rather than total operating revenue, supplies the physical-book demand input.

   · Evidence informing the 2025 market-value input; displayed series and growth include calculations: Reported cost of goods sold of CAD xx.xx, up CAD xx.xx from 2022, supplies a cost-pressure cross-check, not a directly attributable printing-services total.

   · Evidence informing base-year allocation inputs; displayed values and growth are calculated: CAD xx.xx plus CAD xx.xx of print sales supplies a physical-book commissioning proxy; digital growth constrains the forecast mix. ([www150.statcan.gc.ca](https://www150.statcan.gc.ca/n1/daily-quotidien/xx.xx/dq260205b-eng.pdf))

   · Evidence informing forecast-year allocation inputs; displayed values and growth are calculated: CAD xx.xx plus CAD xx.xx of print sales supplies a physical-book commissioning proxy; digital growth constrains the forecast mix. ([www150.statcan.gc.ca](https://www150.statcan.gc.ca/n1/daily-quotidien/xx.xx/dq260205b-eng.pdf))

   · Evidence informing base-year allocation inputs; displayed values and growth are calculated: The Canadian physical-book input contributes to the North American demand index; it is publisher revenue, not service receipts. ([www150.statcan.gc.ca](https://www150.statcan.gc.ca/n1/daily-quotidien/xx.xx/dq260205b-eng.pdf))

   · Evidence informing forecast-year allocation inputs; displayed values and growth are calculated: The Canadian physical-book input contributes to the North American demand index; it is publisher revenue, not service receipts. ([www150.statcan.gc.ca](https://www150.statcan.gc.ca/n1/daily-quotidien/xx.xx/dq260205b-eng.pdf))

6. U.S. Census Bureau - Books Printing: Shipments, annual table
   - Evidence informing the 2017 market-value input; displayed series and growth include calculations: U.S. books-printing shipments were USD xx.xx in 2017; this is a national production anchor for the historical model.
   - Evidence informing the 2018 market-value input; displayed series and growth include calculations: U.S. books-printing shipments were USD xx.xx in 2018.
   - Evidence informing the 2019 market-value input; displayed series and growth include calculations: U.S. books-printing shipments were USD xx.xx in 2019.
   - Evidence informing the 2020 market-value input; displayed series and growth include calculations: U.S. books-printing shipments were USD xx.xx in 2020.
   - Evidence informing the 2021 market-value input; displayed series and growth include calculations: U.S. books-printing shipments were USD xx.xx in 2021.
   - Evidence informing the 2022 market-value input; displayed series and growth include calculations: U.S. books-printing shipments were USD xx.xx in 2022.
   - Evidence informing the 2024 market-value input; displayed series and growth include calculations: U.S. books-printing shipments were USD xx.xx in 2024. This national industrial measure is narrower than the composite global service boundary.
7. U.S. Census Bureau - Book Publishers, All Establishments: Revenue, annual table
   - Evidence informing the 2024 market-value input; displayed series and growth include calculations: The Census annual series reports USD xx.xx of U.S. book-publisher revenue for 2024. A modeled xx.xx% physical-book proportion excludes digital and other adjacent receipts.
   - Evidence informing the 2025 market-value input; displayed series and growth include calculations: The 2024 Census observation replaces an older survey-based U.S. revenue bridge in the demand pool underlying 2025.
   - Evidence informing base-year allocation inputs; displayed values and growth are calculated: The official Census revenue-series page defines the publisher-receipt measure underlying the retained U.S. input; the exact 2024 cell was not independently re-extracted. ([fred.stlouisfed.org](https://fred.stlouisfed.org/data/AIES51113RCT00US))
   - Evidence informing forecast-year allocation inputs; displayed values and growth are calculated: The official Census revenue-series page defines the publisher-receipt measure underlying the retained U.S. input; the exact 2024 cell was not independently re-extracted. ([fred.stlouisfed.org](https://fred.stlouisfed.org/data/AIES51113RCT00US))
8. Scholastic Corporation - Form 10-K for the year ended May 31, 2025
   - Evidence informing the 2024 market-value input; displayed series and growth include calculations: Scholastic's fiscal 2024 product, service, production and inventory-reserve costs were xx.xx% of revenue; postage, freight, shipping, fulfillment and other costs were xx.xx%. These broad categories constrain, but do not directly establish, eligible outsourced-service spending.
   - Evidence informing the 2025 market-value input; displayed series and growth include calculations: The corresponding fiscal 2025 proportions were xx.xx% and xx.xx%. Royalties and prepublication amortization are separately disclosed, allowing their exclusion from the service-market bridge.

9. CEWE achieves all targets in 2025 and aims to further increase revenue and earnings in 2026
   - Evidence informing the 2025 market-value input; displayed series and growth include calculations: CEWE reported xx.xx CEWE PHOTOBOOK copies in 2025 versus xx.xx in 2024, supporting a positive specialty-book volume assumption without establishing global adoption.
   - Evidence informing the 2026 market-value input; displayed series and growth include calculations: Observed 2025 photobook growth informs the specialty-demand assumption for 2026; the market value remains modeled.
   - Evidence informing the 2032 market-value input; displayed series and growth include calculations: The observed specialty-book activity is a starting condition for the forecast, not independent proof of continued growth through 2032.
   - Evidence informing the 2040 market-value input; displayed series and growth include calculations: The forecast explicitly slows specialty-demand growth after 2032; this source supplies the initial commercial observation, not the long-term growth rate.
   - Evidence informing base-year allocation inputs; displayed values and growth are calculated: Company photobook activity constrains the materiality of specialty commissions; it does not establish the modeled European specialty multiplier or continued growth through 2032. ([ir.cewe.de](https://ir.cewe.de/en/news/cewe-achieves-all-targets-in-2025-and-aims-to-further-increase-revenue-and-earnings-in/70292c17-c943-xx.xx-bd11-4323b6ce54d8))
   - Evidence informing forecast-year allocation inputs; displayed values and growth are calculated: Company photobook activity constrains the materiality of specialty commissions; it does not establish the modeled European specialty multiplier or continued growth through 2032. ([ir.cewe.de](https://ir.cewe.de/en/news/cewe-achieves-all-targets-in-2025-and-aims-to-further-increase-revenue-and-earnings-in/70292c17-c943-xx.xx-bd11-4323b6ce54d8))
   - Evidence informing base-year allocation inputs; displayed values and growth are calculated: Reported 2024-2025 photobook volumes independently constrain the specialty-activity assumption, without establishing global photobook volume or revenue.
   - Evidence informing forecast-year allocation inputs; displayed values and growth are calculated: Reported 2024-2025 photobook volumes independently constrain the specialty-activity assumption, without establishing global photobook volume or revenue.
   - Evidence informing base-year allocation inputs; displayed values and growth are calculated: Own-company photobook copy growth supports the existence and scale of personal-memory production; global quantity, realization and long-term growth remain modeled.
   - Evidence informing forecast-year allocation inputs; displayed values and growth are calculated: Own-company photobook copy growth supports the existence and scale of personal-memory production; global quantity, realization and long-term growth remain modeled.
   - Evidence informing base-year allocation inputs; displayed values and growth are calculated: Photobook activity constrains the personal-book component of the conditional denominator, not yearbook demand itself.
   - Evidence informing forecast-year allocation inputs; displayed values and growth are calculated: Photobook activity constrains the personal-book component of the conditional denominator, not yearbook demand itself.
10. Paperback Printing Cost - Kindle Direct Publishing
   - Evidence informing the 2025 market-value input; displayed series and growth include calculations: The inspected U.S. paperback schedule charges USD xx.xx plus USD xx.xx per page for the specified regular-trim black-ink category. It provides a contemporary commercial price comparison for the assumed USD xx.xx self-publishing production receipt, not an observed historical price or volume.
   - Evidence informing the 2026 market-value input; displayed series and growth include calculations: The schedule distinguishes printing charges from royalties and retail list prices, supporting the production-receipt boundary used in the estimate.
11. European Book Publishing Statistics 2017
   - Evidence informing the 2017 market-value input; displayed series and growth include calculations: The association's primary survey reports approximately EUR xx.xx of European net publisher revenue for 2017, constraining the pre-pandemic demand level.

12. European Book Publishing Statistics 2019

- Evidence informing the 2018 market-value input; displayed series and growth include calculations: The association reports approximately EUR xx.xx of publisher revenue for 2018.
- Evidence informing the 2019 market-value input; displayed series and growth include calculations: The association reports approximately EUR xx.xx for 2019 and identifies a questionnaire change that limits exact comparability with earlier observations.

13. 2021 年新闻出版产业分析报告

- Evidence informing the 2020 market-value input; displayed series and growth include calculations: The official report's 2021 comparison identifies a substantial rebound from 2020, constraining the pandemic-recovery bridge.
- Evidence informing the 2021 market-value input; displayed series and growth include calculations: China reported xx.xx book copies or sheets in 2021, up xx.xx%; the report also distinguishes textbook output and reprints.

14. European Book Publishing Statistics 2023

- Evidence informing the 2022 market-value input; displayed series and growth include calculations: European net publisher revenue was approximately EUR xx.xx in 2022; the association describes paper-cost pressure and price-led growth.

15. Foreign Exchange Rates - G.5A Annual, January 5, 2026

- Evidence informing base-year allocation inputs; displayed values and growth are calculated: Official annual-average exchange-rate methodology supports the frozen common-USD conversion convention; it does not measure service demand. ([federalreserve.gov](https://www.federalreserve.gov/releases/g5a/xx.xx/))
- Evidence informing forecast-year allocation inputs; displayed values and growth are calculated: Official annual-average exchange-rate methodology supports the frozen common-USD conversion convention; it does not measure service demand. ([federalreserve.gov](https://www.federalreserve.gov/releases/g5a/xx.xx/))
- Evidence informing base-year allocation inputs; displayed values and growth are calculated: The annual currency-conversion convention prevents mixing local-currency demand inputs with USD allocation weights. ([federalreserve.gov](https://www.federalreserve.gov/releases/g5a/xx.xx/))
- Evidence informing forecast-year allocation inputs; displayed values and growth are calculated: The annual currency-conversion convention prevents mixing local-currency demand inputs with USD allocation weights. ([federalreserve.gov](https://www.federalreserve.gov/releases/g5a/xx.xx/))

16. GCC Statistical Center - Education Statistics 2024 announcement, March 23, 2026

- Evidence informing base-year allocation inputs; displayed values and growth are calculated: Approximately xx.xx general-school pupils constrain the regional educational customer pool; national apportionment and monetization are assumed. ([gccstat.org](https://www.gccstat.org/news/xx.xx))
- Evidence informing forecast-year allocation inputs; displayed values and growth are calculated: Approximately xx.xx general-school pupils constrain the regional educational customer pool; national apportionment and monetization are assumed. ([gccstat.org](https://www.gccstat.org/news/xx.xx))

17. South African Book Publishing Industry Survey 2023-2024

- Evidence informing base-year allocation inputs; displayed values and growth are calculated: The transparent national publisher survey supplies a regional commercial comparator, not an observed African printing-service total. ([publishsa.co.za](https://publishsa.co.za/wp-content/uploads/2025/xx.xx/South-African-Book-Publishing-Industry-Survey-2023-2024.pdf))
- Evidence informing forecast-year allocation inputs; displayed values and growth are calculated: The transparent national publisher survey supplies a regional commercial comparator, not an observed African printing-service total. ([publishsa.co.za](https://publishsa.co.za/wp-content/uploads/2025/xx.xx/South-African-Book-Publishing-Industry-Survey-2023-2024.pdf))

18. Ministry of Education - Press conference release, December 17, 2024
    - Evidence informing base-year allocation inputs; displayed values and growth are calculated: The announced increase in annual NCERT textbook printing from xx.xx to xx.xx supports an educational-demand mechanism, not realized supplier receipts or the modeled forecast share. ([education.gov.in](https://www.education.gov.in/sites/upload_files/mhrd/files/PIB%20releae%20of%20the%20Press%20Conference%20held%20today.pdf))
    - Evidence informing forecast-year allocation inputs; displayed values and growth are calculated: The announced increase in annual NCERT textbook printing from xx.xx to xx.xx supports an educational-demand mechanism, not realized supplier receipts or the modeled forecast share. ([education.gov.in](https://www.education.gov.in/sites/upload_files/mhrd/files/PIB%20releae%20of%20the%20Press%20Conference%20held%20today.pdf))
19. Global Connect - Ingram Content Group
    - Evidence informing base-year allocation inputs; displayed values and growth are calculated: Agreement-dependent network access does not quantify Brazilian commissions or guarantee institutional awards. ([resources.ingramcontent.com](https://resources.ingramcontent.com/publishers/global-connect))
    - Evidence informing forecast-year allocation inputs; displayed values and growth are calculated: Agreement-dependent network access does not quantify Brazilian commissions or guarantee institutional awards. ([resources.ingramcontent.com](https://resources.ingramcontent.com/publishers/global-connect))
20. Paperback and Hardcover Distribution Rights - Kindle Direct Publishing
    - Evidence informing base-year allocation inputs; displayed values and growth are calculated: The marketplace-specific physical-book distribution restriction is not evidence of zero Mexican printing and packaging demand. ([kdp.amazon.com](https://kdp.amazon.com/en_US/help/topic/G201834280))
    - Evidence informing forecast-year allocation inputs; displayed values and growth are calculated: The marketplace-specific physical-book distribution restriction is not evidence of zero Mexican printing and packaging demand. ([kdp.amazon.com](https://kdp.amazon.com/en_US/help/topic/G201834280))
21. HDSB - RFSQ 26-013: Yearbook Software and Printing Services
    - Evidence informing base-year allocation inputs; displayed values and growth are calculated: The qualification notice establishes a commissioned yearbook scope including printing, binding and school delivery; it supplies no awarded value and is not used as a sales weight.
    - Evidence informing forecast-year allocation inputs; displayed values and growth are calculated: The qualification notice establishes a commissioned yearbook scope including printing, binding and school delivery; it supplies no awarded value and is not used as a sales weight.

11.3.1. Personal Photo & Memory Books

Table 159. Global Book Printing & Packaging Services Market Size, by Personal Photo & Memory Books, by Region, 2017-2040 (USD Million)

Region	2017	2024	2025	2026	2027	2032	2040	CAGR (%)
Africa	xx.xx	xx.xx	xx.xx	xx.xx	xx.xx	xx.xx	xx.xx	xx.xx
Asia-Pacific	xx.xx	xx.xx	xx.xx	xx.xx	xx.xx	xx.xx	xx.xx	xx.xx
Europe	xx.xx	xx.xx	xx.xx	xx.xx	xx.xx	xx.xx	xx.xx	xx.xx
Latin America	xx.xx	xx.xx	xx.xx	xx.xx	xx.xx	xx.xx	xx.xx	xx.xx
Middle East	xx.xx	xx.xx	xx.xx	xx.xx	xx.xx	xx.xx	xx.xx	xx.xx
North America	xx.xx	xx.xx	xx.xx	xx.xx	xx.xx	xx.xx	xx.xx	xx.xx
Total	**xx.xx**	**xx.xx**	**xx.xx**	**xx.xx**	**xx.xx**	**xx.xx**	**xx.xx**	**xx.xx**

Table 160. Global Book Printing & Packaging Services Market Size, by Personal Photo & Memory Books, by Group, 2017-2040 (USD Million)

Group	2017	2024	2025	2026	2027	2032	2040	CAGR (%)
ASEAN	xx.xx	xx.xx	xx.xx	xx.xx	xx.xx	xx.xx	xx.xx	xx.xx
BRICS	xx.xx	xx.xx	xx.xx	xx.xx	xx.xx	xx.xx	xx.xx	xx.xx
European Union	xx.xx	xx.xx	xx.xx	xx.xx	xx.xx	xx.xx	xx.xx	xx.xx
G7	xx.xx	xx.xx	xx.xx	xx.xx	xx.xx	xx.xx	xx.xx	xx.xx
GCC	xx.xx	xx.xx	xx.xx	xx.xx	xx.xx	xx.xx	xx.xx	xx.xx
NATO	xx.xx	xx.xx	xx.xx	xx.xx	xx.xx	xx.xx	xx.xx	xx.xx

Table 161. Global Book Printing & Packaging Services Market Size, by Personal Photo & Memory Books, by Country, 2017-2040 (USD Million)

Country	2017	2024	2025	2026	2027	2032	2040	CAGR (%)
Australia	xx.xx	xx.xx	xx.xx	xx.xx	xx.xx	xx.xx	xx.xx	xx.xx
Brazil	xx.xx	xx.xx	xx.xx	xx.xx	xx.xx	xx.xx	xx.xx	xx.xx
Canada	xx.xx	xx.xx	xx.xx	xx.xx	xx.xx	xx.xx	xx.xx	xx.xx
China	xx.xx	xx.xx	xx.xx	xx.xx	xx.xx	xx.xx	xx.xx	xx.xx
France	xx.xx	xx.xx	xx.xx	xx.xx	xx.xx	xx.xx	xx.xx	xx.xx
Germany	xx.xx	xx.xx	xx.xx	xx.xx	xx.xx	xx.xx	xx.xx	xx.xx
India	xx.xx	xx.xx	xx.xx	xx.xx	xx.xx	xx.xx	xx.xx	xx.xx
Italy	xx.xx	xx.xx	xx.xx	xx.xx	xx.xx	xx.xx	xx.xx	xx.xx
Japan	xx.xx	xx.xx	xx.xx	xx.xx	xx.xx	xx.xx	xx.xx	xx.xx
Mexico	xx.xx	xx.xx	xx.xx	xx.xx	xx.xx	xx.xx	xx.xx	xx.xx
Russia	xx.xx	xx.xx	xx.xx	xx.xx	xx.xx	xx.xx	xx.xx	xx.xx
South Korea	xx.xx	xx.xx	xx.xx	xx.xx	xx.xx	xx.xx	xx.xx	xx.xx
Spain	xx.xx	xx.xx	xx.xx	xx.xx	xx.xx	xx.xx	xx.xx	xx.xx
United Kingdom	xx.xx	xx.xx	xx.xx	xx.xx	xx.xx	xx.xx	xx.xx	xx.xx
United States	xx.xx	xx.xx	xx.xx	xx.xx	xx.xx	xx.xx	xx.xx	xx.xx
Others	xx.xx	xx.xx	xx.xx	xx.xx	xx.xx	xx.xx	xx.xx	xx.xx
Total	**xx.xx**	**xx.xx**	**xx.xx**	**xx.xx**	**xx.xx**	**xx.xx**	**xx.xx**	**xx.xx**

Sources & Evidence

1. HM Revenue & Customs - VBOOKS3130: Books and Booklets, Function

   · Taxonomy evidence: The official manual recognizes photobooks with book characteristics and distinguishes them from supplies dominated by photographic services. National tax treatment is not used as a global inclusion rule. ([gov.uk](https://www.gov.uk/hmrc-internal-manuals/vat-books/vbooks3130))

   · Taxonomy evidence: The manual recognizes qualifying photobooks and discusses a wedding-book example, while distinguishing book products from predominantly photographic-service supplies. ([gov.uk](https://www.gov.uk/hmrc-internal-manuals/vat-books/vbooks3130))

2. European Book Publishing Statistics 2024

   · Evidence informing the 2024 market-value input; displayed series and growth include calculations: European publishers reported approximately EUR xx.xx of net book-sales revenue in 2024. The disclosed ebook and audiobook proportions inform the modeled xx.xx% physical-book revenue proportion; publisher revenue is an input, not printing-service revenue.

   · Evidence informing the 2025 market-value input; displayed series and growth include calculations: The 2024 publisher-revenue and format observations provide the European demand input carried into the 2025 estimate.

   · Evidence informing base-year allocation inputs; displayed values and growth are calculated: EUR xx.xx of 2024 publisher revenue and weakening physical volumes constrain the European demand weight and forecast, not directly observed service shares. ([fep-fee.eu](https://www.fep-fee.eu/European-Book-Publishing-Statistics-2024))

   · Evidence informing forecast-year allocation inputs; displayed values and growth are calculated: EUR xx.xx of 2024 publisher revenue and weakening physical volumes constrain the European demand weight and forecast, not directly observed service shares. ([fep-fee.eu](https://www.fep-fee.eu/European-Book-Publishing-Statistics-2024))

3. The Global Publishing Industry in 2022

- Evidence informing the 2024 market-value input; displayed series and growth include calculations: Table xx.xx supplies country-level publishing revenues and identifies differences between retail-value, publisher-revenue, print-only and prior-year observations. Selected non-European country observations are adjusted for physical formats and period before estimating production spending.
- Evidence informing the 2025 market-value input; displayed series and growth include calculations: The selected country observations contribute to the demand pool underlying the 2025 working estimate. Nielsen retail datasets elsewhere in the publication are not used.
- Evidence informing base-year allocation inputs; displayed values and growth are calculated: Country revenue/format proxies constrain commissioning weights. ([wipo.int](https://www.wipo.int/edocs/pubdocs/en/wipo-pub-xx.xx-2023-xx.xx-en-the-global-publishing-industry-in-2022.pdf))
- Evidence informing forecast-year allocation inputs; displayed values and growth are calculated: Country revenue/format proxies constrain commissioning weights. ([wipo.int](https://www.wipo.int/edocs/pubdocs/en/wipo-pub-xx.xx-2023-xx.xx-en-the-global-publishing-industry-in-2022.pdf))
- Evidence informing base-year allocation inputs; displayed values and growth are calculated: Revenue and registration proxies constrain allocation. ([wipo.int](https://www.wipo.int/edocs/pubdocs/en/wipo-pub-xx.xx-2023-xx.xx-en-the-global-publishing-industry-in-2022.pdf))
- Evidence informing forecast-year allocation inputs; displayed values and growth are calculated: Revenue and registration proxies constrain allocation. ([wipo.int](https://www.wipo.int/edocs/pubdocs/en/wipo-pub-xx.xx-2023-xx.xx-en-the-global-publishing-industry-in-2022.pdf))
- Evidence informing base-year allocation inputs; displayed values and growth are calculated: Revenue, format and title proxies constrain allocation. ([wipo.int](https://www.wipo.int/edocs/pubdocs/en/wipo-pub-xx.xx-2023-xx.xx-en-the-global-publishing-industry-in-2022.pdf))
- Evidence informing forecast-year allocation inputs; displayed values and growth are calculated: Revenue, format and title proxies constrain allocation. ([wipo.int](https://www.wipo.int/edocs/pubdocs/en/wipo-pub-xx.xx-2023-xx.xx-en-the-global-publishing-industry-in-2022.pdf))
- Evidence informing base-year allocation inputs; displayed values and growth are calculated: Turkish revenue constrains regional commissioning scale. ([wipo.int](https://www.wipo.int/edocs/pubdocs/en/wipo-pub-xx.xx-2023-xx.xx-en-the-global-publishing-industry-in-2022.pdf))
- Evidence informing forecast-year allocation inputs; displayed values and growth are calculated: Turkish revenue constrains regional commissioning scale. ([wipo.int](https://www.wipo.int/edocs/pubdocs/en/wipo-pub-xx.xx-2023-xx.xx-en-the-global-publishing-industry-in-2022.pdf))
- Evidence informing base-year allocation inputs; displayed values and growth are calculated: Nigerian registration activity supplies a modeled-demand input. ([wipo.int](https://www.wipo.int/edocs/pubdocs/en/wipo-pub-xx.xx-2023-xx.xx-en-the-global-publishing-industry-in-2022.pdf))
- Evidence informing forecast-year allocation inputs; displayed values and growth are calculated: Nigerian registration activity supplies a modeled-demand input. ([wipo.int](https://www.wipo.int/edocs/pubdocs/en/wipo-pub-xx.xx-2023-xx.xx-en-the-global-publishing-industry-in-2022.pdf))
- Evidence informing base-year allocation inputs; displayed values and growth are calculated: Country revenue, format and registration proxies constrain allocation. ([wipo.int](https://www.wipo.int/edocs/pubdocs/en/wipo-pub-xx.xx-2023-xx.xx-en-the-global-publishing-industry-in-2022.pdf))
- Evidence informing forecast-year allocation inputs; displayed values and growth are calculated: Country revenue, format and registration proxies constrain allocation. ([wipo.int](https://www.wipo.int/edocs/pubdocs/en/wipo-pub-xx.xx-2023-xx.xx-en-the-global-publishing-industry-in-2022.pdf))

4. 2024 年新闻出版统计公报

   · Evidence informing the 2024 market-value input; displayed series and growth include calculations: For 2024, the official table reports xx.xx book copies or sheets and CNY xx.xx of book-publishing revenue. These constrain the demand bridge and historical contraction, rather than directly measuring printing-service sales.

   · Evidence informing the 2025 market-value input; displayed series and growth include calculations: The 2024 book-publishing observation supplies the Chinese demand primitive for the 2025 model.

   · Evidence informing base-year allocation inputs; displayed values and growth are calculated: 2024 book-publishing revenue of CNY xx.xx supplies the physical-demand proxy; reported output contraction qualifies growth assumptions. ([nppa.gov.cn](https://www.nppa.gov.cn/xxgk/fdzdgknr/tjxx/xx.xx/P020251218382424228218.pdf))

   · Evidence informing forecast-year allocation inputs; displayed values and growth are calculated: 2024 book-publishing revenue of CNY xx.xx supplies the physical-demand proxy; reported output contraction qualifies growth assumptions. ([nppa.gov.cn](https://www.nppa.gov.cn/xxgk/fdzdgknr/tjxx/xx.xx/P020251218382424228218.pdf))

   · Evidence informing base-year allocation inputs; displayed values and growth are calculated: The Chinese book-publishing observation is a major regional demand input, distinct from all printing and packaging industry revenue. ([nppa.gov.cn](https://www.nppa.gov.cn/xxgk/fdzdgknr/tjxx/xx.xx/P020251218382424228218.pdf))

   · Evidence informing forecast-year allocation inputs; displayed values and growth are calculated: The Chinese book-publishing observation is a major regional demand input, distinct from all printing and packaging industry revenue. ([nppa.gov.cn](https://www.nppa.gov.cn/xxgk/fdzdgknr/tjxx/xx.xx/P020251218382424228218.pdf))

5. Foreign Exchange Rates - G.5A Annual, January 5, 2026

   · Evidence informing the 2024 market-value input; displayed series and growth include calculations: The official 2024 annual-average conversion inputs are USD xx.xx per EUR, CNY xx.xx per USD and CAD xx.xx per USD.

   · Evidence informing the 2025 market-value input; displayed series and growth include calculations: The exchange-rate table establishes the conversion basis of the preceding-year demand inputs used in the 2025 estimate; subsequent effective-USD price assumptions are modeled separately.

6. Book publishing industry, 2024 - Statistics Canada

   · Evidence informing the 2024 market-value input; displayed series and growth include calculations: Canadian publishers reported CAD xx.xx of print sales outside the online category and CAD xx.xx of online print sales in 2024. Their sum, rather than total operating revenue, supplies the physical-book demand input.

   · Evidence informing the 2025 market-value input; displayed series and growth include calculations: Reported cost of goods sold of CAD xx.xx, up CAD xx.xx from 2022, supplies a cost-pressure cross-check, not a directly attributable printing-services total.

   · Evidence informing base-year allocation inputs; displayed values and growth are calculated: CAD xx.xx plus CAD xx.xx of print sales supplies a physical-book commissioning proxy; digital growth constrains the forecast mix. ([www150.statcan.gc.ca](https://www150.statcan.gc.ca/n1/daily-quotidien/xx.xx/dq260205b-eng.pdf))

   · Evidence informing forecast-year allocation inputs; displayed values and growth are calculated: CAD xx.xx plus CAD xx.xx of print sales supplies a physical-book commissioning proxy; digital growth constrains the forecast mix. ([www150.statcan.gc.ca](https://www150.statcan.gc.ca/n1/daily-quotidien/xx.xx/dq260205b-eng.pdf))

   · Evidence informing base-year allocation inputs; displayed values and growth are calculated: The Canadian physical-book input contributes to the North American demand index; it is publisher revenue, not service receipts. ([www150.statcan.gc.ca](https://www150.statcan.gc.ca/n1/daily-quotidien/xx.xx/dq260205b-eng.pdf))

   · Evidence informing forecast-year allocation inputs; displayed values and growth are calculated: The Canadian physical-book input contributes to the North American demand index; it is publisher revenue, not service receipts. ([www150.statcan.gc.ca](https://www150.statcan.gc.ca/n1/daily-quotidien/xx.xx/dq260205b-eng.pdf))

7. U.S. Census Bureau - Books Printing: Shipments, annual table
   - Evidence informing the 2017 market-value input; displayed series and growth include calculations: U.S. books-printing shipments were USD xx.xx in 2017; this is a national production anchor for the historical model.
   - Evidence informing the 2018 market-value input; displayed series and growth include calculations: U.S. books-printing shipments were USD xx.xx in 2018.
   - Evidence informing the 2019 market-value input; displayed series and growth include calculations: U.S. books-printing shipments were USD xx.xx in 2019.
   - Evidence informing the 2020 market-value input; displayed series and growth include calculations: U.S. books-printing shipments were USD xx.xx in 2020.
   - Evidence informing the 2021 market-value input; displayed series and growth include calculations: U.S. books-printing shipments were USD xx.xx in 2021.
   - Evidence informing the 2022 market-value input; displayed series and growth include calculations: U.S. books-printing shipments were USD xx.xx in 2022.
   - Evidence informing the 2024 market-value input; displayed series and growth include calculations: U.S. books-printing shipments were USD xx.xx in 2024. This national industrial measure is narrower than the composite global service boundary.
8. U.S. Census Bureau - Book Publishers, All Establishments: Revenue, annual table
   - Evidence informing the 2024 market-value input; displayed series and growth include calculations: The Census annual series reports USD xx.xx of U.S. book-publisher revenue for 2024. A modeled xx.xx% physical-book proportion excludes digital and other adjacent receipts.
   - Evidence informing the 2025 market-value input; displayed series and growth include calculations: The 2024 Census observation replaces an older survey-based U.S. revenue bridge in the demand pool underlying 2025.
   - Evidence informing base-year allocation inputs; displayed values and growth are calculated: The official Census revenue-series page defines the publisher-receipt measure underlying the retained U.S. input; the exact 2024 cell was not independently re-extracted. ([fred.stlouisfed.org](https://fred.stlouisfed.org/data/AIES51113RCT00US))
   - Evidence informing forecast-year allocation inputs; displayed values and growth are calculated: The official Census revenue-series page defines the publisher-receipt measure underlying the retained U.S. input; the exact 2024 cell was not independently re-extracted. ([fred.stlouisfed.org](https://fred.stlouisfed.org/data/AIES51113RCT00US))
9. Scholastic Corporation - Form 10-K for the year ended May 31, 2025
   - Evidence informing the 2024 market-value input; displayed series and growth include calculations: Scholastic's fiscal 2024 product, service, production and inventory-reserve costs were xx.xx% of revenue; postage, freight, shipping, fulfillment and other costs were xx.xx%. These broad categories constrain, but do not directly establish, eligible outsourced-service spending.
   - Evidence informing the 2025 market-value input; displayed series and growth include calculations: The corresponding fiscal 2025 proportions were xx.xx% and xx.xx%. Royalties and prepublication amortization are separately disclosed, allowing their exclusion from the service-market bridge.

10. CEWE achieves all targets in 2025 and aims to further increase revenue and earnings in 2026
    - Evidence informing the 2025 market-value input; displayed series and growth include calculations: CEWE reported xx.xx CEWE PHOTOBOOK copies in 2025 versus xx.xx in 2024, supporting a positive specialty-book volume assumption without establishing global adoption.
    - Evidence informing the 2026 market-value input; displayed series and growth include calculations: Observed 2025 photobook growth informs the specialty-demand assumption for 2026; the market value remains modeled.
    - Evidence informing the 2032 market-value input; displayed series and growth include calculations: The observed specialty-book activity is a starting condition for the forecast, not independent proof of continued growth through 2032.
    - Evidence informing the 2040 market-value input; displayed series and growth include calculations: The forecast explicitly slows specialty-demand growth after 2032; this source supplies the initial commercial observation, not the long-term growth rate.
    - Evidence informing base-year allocation inputs; displayed values and growth are calculated: Company photobook activity constrains the materiality of specialty commissions; it does not establish the modeled European specialty multiplier or continued growth through 2032. ([ir.cewe.de](https://ir.cewe.de/en/news/cewe-achieves-all-targets-in-2025-and-aims-to-further-increase-revenue-and-earnings-in/70292c17-c943-xx.xx-bd11-4323b6ce54d8))
    - Evidence informing forecast-year allocation inputs; displayed values and growth are calculated: Company photobook activity constrains the materiality of specialty commissions; it does not establish the modeled European specialty multiplier or continued growth through 2032. ([ir.cewe.de](https://ir.cewe.de/en/news/cewe-achieves-all-targets-in-2025-and-aims-to-further-increase-revenue-and-earnings-in/70292c17-c943-xx.xx-bd11-4323b6ce54d8))
    - Evidence informing base-year allocation inputs; displayed values and growth are calculated: Own-company photobook copy growth supports the existence and scale of personal-memory production; global quantity, realization and long-term growth remain modeled.
    - Evidence informing forecast-year allocation inputs; displayed values and growth are calculated: Own-company photobook copy growth supports the existence and scale of personal-memory production; global quantity, realization and long-term growth remain modeled.
11. Paperback Printing Cost - Kindle Direct Publishing
    - Evidence informing the 2025 market-value input; displayed series and growth include calculations: The inspected U.S. paperback schedule charges USD xx.xx plus USD xx.xx per page for the specified regular-trim black-ink category. It provides a contemporary commercial price comparison for the assumed USD xx.xx self-publishing production receipt, not an observed historical price or volume.
    - Evidence informing the 2026 market-value input; displayed series and growth include calculations: The schedule distinguishes printing charges from royalties and retail list prices, supporting the production-receipt boundary used in the estimate.
12. European Book Publishing Statistics 2017
    - Evidence informing the 2017 market-value input; displayed series and growth include calculations: The association's primary survey reports approximately EUR xx.xx of European net publisher revenue for 2017, constraining the pre-pandemic demand level.
13. European Book Publishing Statistics 2019
    - Evidence informing the 2018 market-value input; displayed series and growth include calculations: The association reports approximately EUR xx.xx of publisher revenue for 2018.
    - Evidence informing the 2019 market-value input; displayed series and growth include calculations: The association reports approximately EUR xx.xx for 2019 and identifies a questionnaire change that limits exact comparability with earlier observations.

14. 2021 年新闻出版产业分析报告

- Evidence informing the 2020 market-value input; displayed series and growth include calculations: The official report's 2021 comparison identifies a substantial rebound from 2020, constraining the pandemic-recovery bridge.
- Evidence informing the 2021 market-value input; displayed series and growth include calculations: China reported xx.xx book copies or sheets in 2021, up xx.xx%; the report also distinguishes textbook output and reprints.

15. European Book Publishing Statistics 2023

- Evidence informing the 2022 market-value input; displayed series and growth include calculations: European net publisher revenue was approximately EUR xx.xx in 2022; the association describes paper-cost pressure and price-led growth.

16. Foreign Exchange Rates - G.5A Annual, January 5, 2026

- Evidence informing base-year allocation inputs; displayed values and growth are calculated: Official annual-average exchange-rate methodology supports the frozen common-USD conversion convention; it does not measure service demand. ([federalreserve.gov](https://www.federalreserve.gov/releases/g5a/xx.xx/))
- Evidence informing forecast-year allocation inputs; displayed values and growth are calculated: Official annual-average exchange-rate methodology supports the frozen common-USD conversion convention; it does not measure service demand. ([federalreserve.gov](https://www.federalreserve.gov/releases/g5a/xx.xx/))
- Evidence informing base-year allocation inputs; displayed values and growth are calculated: The annual currency-conversion convention prevents mixing local-currency demand inputs with USD allocation weights. ([federalreserve.gov](https://www.federalreserve.gov/releases/g5a/xx.xx/))
- Evidence informing forecast-year allocation inputs; displayed values and growth are calculated: The annual currency-conversion convention prevents mixing local-currency demand inputs with USD allocation weights. ([federalreserve.gov](https://www.federalreserve.gov/releases/g5a/xx.xx/))

17. GCC Statistical Center - Education Statistics 2024 announcement, March 23, 2026

- Evidence informing base-year allocation inputs; displayed values and growth are calculated: Approximately xx.xx general-school pupils constrain the regional educational customer pool; national apportionment and monetization are assumed. ([gccstat.org](https://www.gccstat.org/news/xx.xx))
- Evidence informing forecast-year allocation inputs; displayed values and growth are calculated: Approximately xx.xx general-school pupils constrain the regional educational customer pool; national apportionment and monetization are assumed. ([gccstat.org](https://www.gccstat.org/news/xx.xx))

18. South African Book Publishing Industry Survey 2023-2024

- Evidence informing base-year allocation inputs; displayed values and growth are calculated: The transparent national publisher survey supplies a regional commercial comparator, not an observed African printing-service total. ([publishsa.co.za](https://publishsa.co.za/wp-content/uploads/2025/xx.xx/South-African-Book-Publishing-Industry-Survey-2023-2024.pdf))
- Evidence informing forecast-year allocation inputs; displayed values and growth are calculated: The transparent national publisher survey supplies a regional commercial comparator, not an observed African printing-service total. ([publishsa.co.za](https://publishsa.co.za/wp-content/uploads/2025/xx.xx/South-African-Book-Publishing-Industry-Survey-2023-2024.pdf))

19. Ministry of Education - Press conference release, December 17, 2024

- Evidence informing base-year allocation inputs; displayed values and growth are calculated: The announced increase in annual NCERT textbook printing from xx.xx to xx.xx supports an educational-demand mechanism, not realized supplier receipts or the modeled forecast share. ([education.gov.in](https://www.education.gov.in/sites/upload_files/mhrd/files/PIB%20releae%20of%20the%20Press%20Conference%20held%20today.pdf))
- Evidence informing forecast-year allocation inputs; displayed values and growth are calculated: The announced increase in annual NCERT textbook printing from xx.xx to xx.xx supports an educational-demand mechanism, not realized supplier receipts or the modeled forecast share. ([education.gov.in](https://www.education.gov.in/sites/upload_files/mhrd/files/PIB%20releae%20of%20the%20Press%20Conference%20held%20today.pdf))

20. Global Connect - Ingram Content Group
    - Evidence informing base-year allocation inputs; displayed values and growth are calculated: Agreement-dependent network access does not quantify Brazilian commissions or guarantee institutional awards. ([resources.ingramcontent.com](https://resources.ingramcontent.com/publishers/global-connect))
    - Evidence informing forecast-year allocation inputs; displayed values and growth are calculated: Agreement-dependent network access does not quantify Brazilian commissions or guarantee institutional awards. ([resources.ingramcontent.com](https://resources.ingramcontent.com/publishers/global-connect))
21. Paperback and Hardcover Distribution Rights - Kindle Direct Publishing
    - Evidence informing base-year allocation inputs; displayed values and growth are calculated: The marketplace-specific physical-book distribution restriction is not evidence of zero Mexican printing and packaging demand. ([kdp.amazon.com](https://kdp.amazon.com/en_US/help/topic/G201834280))
    - Evidence informing forecast-year allocation inputs; displayed values and growth are calculated: The marketplace-specific physical-book distribution restriction is not evidence of zero Mexican printing and packaging demand. ([kdp.amazon.com](https://kdp.amazon.com/en_US/help/topic/G201834280))

11.3.2. Yearbooks & Organizational Commemoratives

Table 162. Global Book Printing & Packaging Services Market Size, by Yearbooks & Organizational Commemoratives, by Region, 2017-2040 (USD Million)

Region	2017	2024	2025	2026	2027	2032	2040	CAGR (%)
Africa	xx.xx	xx.xx	xx.xx	xx.xx	xx.xx	xx.xx	xx.xx	xx.xx
Asia-Pacific	xx.xx	xx.xx	xx.xx	xx.xx	xx.xx	xx.xx	xx.xx	xx.xx
Europe	xx.xx	xx.xx	xx.xx	xx.xx	xx.xx	xx.xx	xx.xx	xx.xx
Latin America	xx.xx	xx.xx	xx.xx	xx.xx	xx.xx	xx.xx	xx.xx	xx.xx
Middle East	xx.xx	xx.xx	xx.xx	xx.xx	xx.xx	xx.xx	xx.xx	xx.xx
North America	xx.xx	xx.xx	xx.xx	xx.xx	xx.xx	xx.xx	xx.xx	xx.xx
Total	**xx.xx**	**xx.xx**	**xx.xx**	**xx.xx**	**xx.xx**	**xx.xx**	**xx.xx**	**xx.xx**

Table 163. Global Book Printing & Packaging Services Market Size, by Yearbooks & Organizational Commemoratives, by Group, 2017-2040 (USD Million)

Group	2017	2024	2025	2026	2027	2032	2040	CAGR (%)
ASEAN	xx.xx	xx.xx	xx.xx	xx.xx	xx.xx	xx.xx	xx.xx	xx.xx
BRICS	xx.xx	xx.xx	xx.xx	xx.xx	xx.xx	xx.xx	xx.xx	xx.xx
European Union	xx.xx	xx.xx	xx.xx	xx.xx	xx.xx	xx.xx	xx.xx	xx.xx
G7	xx.xx	xx.xx	xx.xx	xx.xx	xx.xx	xx.xx	xx.xx	xx.xx
GCC	xx.xx	xx.xx	xx.xx	xx.xx	xx.xx	xx.xx	xx.xx	xx.xx
NATO	xx.xx	xx.xx	xx.xx	xx.xx	xx.xx	xx.xx	xx.xx	xx.xx

Table 164. Global Book Printing & Packaging Services Market Size, by Yearbooks & Organizational Commemoratives, by Country, 2017-2040 (USD Million)

Country	2017	2024	2025	2026	2027	2032	2040	CAGR (%)
Australia	xx.xx	xx.xx	xx.xx	xx.xx	xx.xx	xx.xx	xx.xx	xx.xx
Brazil	xx.xx	xx.xx	xx.xx	xx.xx	xx.xx	xx.xx	xx.xx	xx.xx
Canada	xx.xx	xx.xx	xx.xx	xx.xx	xx.xx	xx.xx	xx.xx	xx.xx
China	xx.xx	xx.xx	xx.xx	xx.xx	xx.xx	xx.xx	xx.xx	xx.xx
France	xx.xx	xx.xx	xx.xx	xx.xx	xx.xx	xx.xx	xx.xx	xx.xx
Germany	xx.xx	xx.xx	xx.xx	xx.xx	xx.xx	xx.xx	xx.xx	xx.xx
India	xx.xx	xx.xx	xx.xx	xx.xx	xx.xx	xx.xx	xx.xx	xx.xx
Italy	xx.xx	xx.xx	xx.xx	xx.xx	xx.xx	xx.xx	xx.xx	xx.xx
Japan	xx.xx	xx.xx	xx.xx	xx.xx	xx.xx	xx.xx	xx.xx	xx.xx
Mexico	xx.xx	xx.xx	xx.xx	xx.xx	xx.xx	xx.xx	xx.xx	xx.xx
Russia	xx.xx	xx.xx	xx.xx	xx.xx	xx.xx	xx.xx	xx.xx	xx.xx
South Korea	xx.xx	xx.xx	xx.xx	xx.xx	xx.xx	xx.xx	xx.xx	xx.xx
Spain	xx.xx	xx.xx	xx.xx	xx.xx	xx.xx	xx.xx	xx.xx	xx.xx
United Kingdom	xx.xx	xx.xx	xx.xx	xx.xx	xx.xx	xx.xx	xx.xx	xx.xx
United States	xx.xx	xx.xx	xx.xx	xx.xx	xx.xx	xx.xx	xx.xx	xx.xx
Others	xx.xx	xx.xx	xx.xx	xx.xx	xx.xx	xx.xx	xx.xx	xx.xx
Total	**xx.xx**	**xx.xx**	**xx.xx**	**xx.xx**	**xx.xx**	**xx.xx**	**xx.xx**	**xx.xx**

Sources & Evidence

1. HDSB - RFSQ 26-013: Yearbook Software and Printing Services

   · Taxonomy evidence: The school board's supplier-qualification notice explicitly requests yearbook services including printing. Software is also included in the procurement but remains outside eligible production revenue. ([hdsb.bidsandtenders.ca](https://hdsb.bidsandtenders.ca/Module/Tenders/en/Tender/Detail/bcec7cec-xx.xx-466e-a520-54620f3c0209))

   · Evidence informing base-year allocation inputs; displayed values and growth are calculated: The qualification notice establishes a commissioned yearbook scope including printing, binding and school delivery; it supplies no awarded value and is not used as a sales weight.

   · Evidence informing forecast-year allocation inputs; displayed values and growth are calculated: The qualification notice establishes a commissioned yearbook scope including printing, binding and school delivery; it supplies no awarded value and is not used as a sales weight.

2. European Book Publishing Statistics 2024
   - Evidence informing the 2024 market-value input; displayed series and growth include calculations: European publishers reported approximately EUR xx.xx of net book-sales revenue in 2024. The disclosed ebook and audiobook proportions inform the modeled xx.xx% physical-book revenue proportion; publisher revenue is an input, not printing-service revenue.
   - Evidence informing the 2025 market-value input; displayed series and growth include calculations: The 2024 publisher-revenue and format observations provide the European demand input carried into the 2025 estimate.
   - Evidence informing base-year allocation inputs; displayed values and growth are calculated: EUR xx.xx of 2024 publisher revenue and weakening physical volumes constrain the European demand weight and forecast, not directly observed service shares.
   ([fep-fee.eu](https://www.fep-fee.eu/European-Book-Publishing-Statistics-2024))
   - Evidence informing forecast-year allocation inputs; displayed values and growth are calculated: EUR xx.xx of 2024 publisher revenue and weakening physical volumes constrain the European demand weight and forecast, not directly observed service shares.
   ([fep-fee.eu](https://www.fep-fee.eu/European-Book-Publishing-Statistics-2024))

3. The Global Publishing Industry in 2022

· Evidence informing the 2024 market-value input; displayed series and growth include calculations: Table xx.xx supplies country-level publishing revenues and identifies differences between retail-value, publisher-revenue, print-only and prior-year observations. Selected non-European country observations are adjusted for physical formats and period before estimating production spending.

· Evidence informing the 2025 market-value input; displayed series and growth include calculations: The selected country observations contribute to the demand pool underlying the 2025 working estimate. Nielsen retail datasets elsewhere in the publication are not used.

· Evidence informing base-year allocation inputs; displayed values and growth are calculated: Country revenue/format proxies constrain commissioning weights. ([wipo.int](https://www.wipo.int/edocs/pubdocs/en/wipo-pub-xx.xx-2023-xx.xx-en-the-global-publishing-industry-in-2022.pdf))

· Evidence informing forecast-year allocation inputs; displayed values and growth are calculated: Country revenue/format proxies constrain commissioning weights. ([wipo.int](https://www.wipo.int/edocs/pubdocs/en/wipo-pub-xx.xx-2023-xx.xx-en-the-global-publishing-industry-in-2022.pdf))

· Evidence informing base-year allocation inputs; displayed values and growth are calculated: Revenue and registration proxies constrain allocation. ([wipo.int](https://www.wipo.int/edocs/pubdocs/en/wipo-pub-xx.xx-2023-xx.xx-en-the-global-publishing-industry-in-2022.pdf))

· Evidence informing forecast-year allocation inputs; displayed values and growth are calculated: Revenue and registration proxies constrain allocation. ([wipo.int](https://www.wipo.int/edocs/pubdocs/en/wipo-pub-xx.xx-2023-xx.xx-en-the-global-publishing-industry-in-2022.pdf))

· Evidence informing base-year allocation inputs; displayed values and growth are calculated: Revenue, format and title proxies constrain allocation. ([wipo.int](https://www.wipo.int/edocs/pubdocs/en/wipo-pub-xx.xx-2023-xx.xx-en-the-global-publishing-industry-in-2022.pdf))

· Evidence informing forecast-year allocation inputs; displayed values and growth are calculated: Revenue, format and title proxies constrain allocation. ([wipo.int](https://www.wipo.int/edocs/pubdocs/en/wipo-pub-xx.xx-2023-xx.xx-en-the-global-publishing-industry-in-2022.pdf))

· Evidence informing base-year allocation inputs; displayed values and growth are calculated: Turkish revenue constrains regional commissioning scale. ([wipo.int](https://www.wipo.int/edocs/pubdocs/en/wipo-pub-xx.xx-2023-xx.xx-en-the-global-publishing-industry-in-2022.pdf))

· Evidence informing forecast-year allocation inputs; displayed values and growth are calculated: Turkish revenue constrains regional commissioning scale. ([wipo.int](https://www.wipo.int/edocs/pubdocs/en/wipo-pub-xx.xx-2023-xx.xx-en-the-global-publishing-industry-in-2022.pdf))

· Evidence informing base-year allocation inputs; displayed values and growth are calculated: Nigerian registration activity supplies a modeled-demand input. ([wipo.int](https://www.wipo.int/edocs/pubdocs/en/wipo-pub-xx.xx-2023-xx.xx-en-the-global-publishing-industry-in-2022.pdf))

· Evidence informing forecast-year allocation inputs; displayed values and growth are calculated: Nigerian registration activity supplies a modeled-demand input. ([wipo.int](https://www.wipo.int/edocs/pubdocs/en/wipo-pub-xx.xx-2023-xx.xx-en-the-global-publishing-industry-in-2022.pdf))

· Evidence informing base-year allocation inputs; displayed values and growth are calculated: Country revenue, format and registration proxies constrain allocation. ([wipo.int](https://www.wipo.int/edocs/pubdocs/en/wipo-pub-xx.xx-2023-xx.xx-en-the-global-publishing-industry-in-2022.pdf))

· Evidence informing forecast-year allocation inputs; displayed values and growth are calculated: Country revenue, format and registration proxies constrain allocation. ([wipo.int](https://www.wipo.int/edocs/pubdocs/en/wipo-pub-xx.xx-2023-xx.xx-en-the-global-publishing-industry-in-2022.pdf))

4. 2024 年新闻出版统计公报

   · Evidence informing the 2024 market-value input; displayed series and growth include calculations: For 2024, the official table reports xx.xx book copies or sheets and CNY xx.xx of book-publishing revenue. These constrain the demand bridge and historical contraction, rather than directly measuring printing-service sales.

   · Evidence informing the 2025 market-value input; displayed series and growth include calculations: The 2024 book-publishing observation supplies the Chinese demand primitive for the 2025 model.

   · Evidence informing base-year allocation inputs; displayed values and growth are calculated: 2024 book-publishing revenue of CNY xx.xx supplies the physical-demand proxy; reported output contraction qualifies growth assumptions. ([nppa.gov.cn](https://www.nppa.gov.cn/xxgk/fdzdgknr/tjxx/xx.xx/P020251218382424228218.pdf))

   · Evidence informing forecast-year allocation inputs; displayed values and growth are calculated: 2024 book-publishing revenue of CNY xx.xx supplies the physical-demand proxy; reported output contraction qualifies growth assumptions. ([nppa.gov.cn](https://www.nppa.gov.cn/xxgk/fdzdgknr/tjxx/xx.xx/P020251218382424228218.pdf))

   · Evidence informing base-year allocation inputs; displayed values and growth are calculated: The Chinese book-publishing observation is a major regional demand input, distinct from all printing and packaging industry revenue. ([nppa.gov.cn](https://www.nppa.gov.cn/xxgk/fdzdgknr/tjxx/xx.xx/P020251218382424228218.pdf))

   · Evidence informing forecast-year allocation inputs; displayed values and growth are calculated: The Chinese book-publishing observation is a major regional demand input, distinct from all printing and packaging industry revenue. ([nppa.gov.cn](https://www.nppa.gov.cn/xxgk/fdzdgknr/tjxx/xx.xx/P020251218382424228218.pdf))

5. Foreign Exchange Rates - G.5A Annual, January 5, 2026

   · Evidence informing the 2024 market-value input; displayed series and growth include calculations: The official 2024 annual-average conversion inputs are USD xx.xx per EUR, CNY xx.xx per USD and CAD xx.xx per USD.

   · Evidence informing the 2025 market-value input; displayed series and growth include calculations: The exchange-rate table establishes the conversion basis of the preceding-year demand inputs used in the 2025 estimate; subsequent effective-USD price assumptions are modeled separately.

6. Book publishing industry, 2024 - Statistics Canada

   · Evidence informing the 2024 market-value input; displayed series and growth include calculations: Canadian publishers reported CAD xx.xx of print sales outside the online category and CAD xx.xx of online print sales in 2024. Their sum, rather than total operating revenue, supplies the physical-book demand input.

   · Evidence informing the 2025 market-value input; displayed series and growth include calculations: Reported cost of goods sold of CAD xx.xx, up CAD xx.xx from 2022, supplies a cost-pressure cross-check, not a directly attributable printing-services total.

   · Evidence informing base-year allocation inputs; displayed values and growth are calculated: CAD xx.xx plus CAD xx.xx of print sales supplies a physical-book commissioning proxy; digital growth constrains the forecast mix. ([www150.statcan.gc.ca](https://www150.statcan.gc.ca/n1/daily-quotidien/xx.xx/dq260205b-eng.pdf))

   · Evidence informing forecast-year allocation inputs; displayed values and growth are calculated: CAD xx.xx plus CAD xx.xx of print sales supplies a physical-book commissioning proxy; digital growth constrains the forecast mix. ([www150.statcan.gc.ca](https://www150.statcan.gc.ca/n1/daily-quotidien/xx.xx/dq260205b-eng.pdf))

   · Evidence informing base-year allocation inputs; displayed values and growth are calculated: The Canadian physical-book input contributes to the North American demand index; it is publisher revenue, not service receipts. ([www150.statcan.gc.ca](https://www150.statcan.gc.ca/n1/daily-quotidien/xx.xx/dq260205b-eng.pdf))

   · Evidence informing forecast-year allocation inputs; displayed values and growth are calculated: The Canadian physical-book input contributes to the North American demand index; it is publisher revenue, not service receipts. ([www150.statcan.gc.ca](https://www150.statcan.gc.ca/n1/daily-quotidien/xx.xx/dq260205b-eng.pdf))

7. U.S. Census Bureau - Books Printing: Shipments, annual table
   - Evidence informing the 2017 market-value input; displayed series and growth include calculations: U.S. books-printing shipments were USD xx.xx in 2017; this is a national production anchor for the historical model.
   - Evidence informing the 2018 market-value input; displayed series and growth include calculations: U.S. books-printing shipments were USD xx.xx in 2018.
   - Evidence informing the 2019 market-value input; displayed series and growth include calculations: U.S. books-printing shipments were USD xx.xx in 2019.
   - Evidence informing the 2020 market-value input; displayed series and growth include calculations: U.S. books-printing shipments were USD xx.xx in 2020.
   - Evidence informing the 2021 market-value input; displayed series and growth include calculations: U.S. books-printing shipments were USD xx.xx in 2021.
   - Evidence informing the 2022 market-value input; displayed series and growth include calculations: U.S. books-printing shipments were USD xx.xx in 2022.
   - Evidence informing the 2024 market-value input; displayed series and growth include calculations: U.S. books-printing shipments were USD xx.xx in 2024. This national industrial measure is narrower than the composite global service boundary.
8. U.S. Census Bureau - Book Publishers, All Establishments: Revenue, annual table
   - Evidence informing the 2024 market-value input; displayed series and growth include calculations: The Census annual series reports USD xx.xx of U.S. book-publisher revenue for 2024. A modeled xx.xx% physical-book proportion excludes digital and other adjacent receipts.
   - Evidence informing the 2025 market-value input; displayed series and growth include calculations: The 2024 Census observation replaces an older survey-based U.S. revenue bridge in the demand pool underlying 2025.
   - Evidence informing base-year allocation inputs; displayed values and growth are calculated: The official Census revenue-series page defines the publisher-receipt measure underlying the retained U.S. input; the exact 2024 cell was not independently re-extracted. ([fred.stlouisfed.org](https://fred.stlouisfed.org/data/AIES51113RCT00US))
   - Evidence informing forecast-year allocation inputs; displayed values and growth are calculated: The official Census revenue-series page defines the publisher-receipt measure underlying the retained U.S. input; the exact 2024 cell was not independently re-extracted. ([fred.stlouisfed.org](https://fred.stlouisfed.org/data/AIES51113RCT00US))
9. Scholastic Corporation - Form 10-K for the year ended May 31, 2025
   - Evidence informing the 2024 market-value input; displayed series and growth include calculations: Scholastic's fiscal 2024 product, service, production and inventory-reserve costs were xx.xx% of revenue; postage, freight, shipping, fulfillment and other costs were xx.xx%. These broad categories constrain, but do not directly establish, eligible outsourced-service spending.
   - Evidence informing the 2025 market-value input; displayed series and growth include calculations: The corresponding fiscal 2025 proportions were xx.xx% and xx.xx%. Royalties and prepublication amortization are separately disclosed, allowing their exclusion from the service-market bridge.

10. CEWE achieves all targets in 2025 and aims to further increase revenue and earnings in 2026

- Evidence informing the 2025 market-value input; displayed series and growth include calculations: CEWE reported xx.xx CEWE PHOTOBOOK copies in 2025 versus xx.xx in 2024, supporting a positive specialty-book volume assumption without establishing global adoption.
- Evidence informing the 2026 market-value input; displayed series and growth include calculations: Observed 2025 photobook growth informs the specialty-demand assumption for 2026; the market value remains modeled.
- Evidence informing the 2032 market-value input; displayed series and growth include calculations: The observed specialty-book activity is a starting condition for the forecast, not independent proof of continued growth through 2032.
- Evidence informing the 2040 market-value input; displayed series and growth include calculations: The forecast explicitly slows specialty-demand growth after 2032; this source supplies the initial commercial observation, not the long-term growth rate.
- Evidence informing base-year allocation inputs; displayed values and growth are calculated: Company photobook activity constrains the materiality of specialty commissions; it does not establish the modeled European specialty multiplier or continued growth through 2032. ([ir.cewe.de](https://ir.cewe.de/en/news/cewe-achieves-all-targets-in-2025-and-aims-to-further-increase-revenue-and-earnings-in/70292c17-c943-xx.xx-bd11-4323b6ce54d8))
- Evidence informing forecast-year allocation inputs; displayed values and growth are calculated: Company photobook activity constrains the materiality of specialty commissions; it does not establish the modeled European specialty multiplier or continued growth through 2032. ([ir.cewe.de](https://ir.cewe.de/en/news/cewe-achieves-all-targets-in-2025-and-aims-to-further-increase-revenue-and-earnings-in/70292c17-c943-xx.xx-bd11-4323b6ce54d8))
- Evidence informing base-year allocation inputs; displayed values and growth are calculated: Photobook activity constrains the personal-book component of the conditional denominator, not yearbook demand itself.
- Evidence informing forecast-year allocation inputs; displayed values and growth are calculated: Photobook activity constrains the personal-book component of the conditional denominator, not yearbook demand itself.

11. Paperback Printing Cost - Kindle Direct Publishing

- Evidence informing the 2025 market-value input; displayed series and growth include calculations: The inspected U.S. paperback schedule charges USD xx.xx plus USD xx.xx per page for the specified regular-trim black-ink category. It provides a contemporary commercial price comparison for the assumed USD xx.xx self-publishing production receipt, not an observed historical price or volume.
- Evidence informing the 2026 market-value input; displayed series and growth include calculations: The schedule distinguishes printing charges from royalties and retail list prices, supporting the production-receipt boundary used in the estimate.

12. European Book Publishing Statistics 2017

- Evidence informing the 2017 market-value input; displayed series and growth include calculations: The association's primary survey reports approximately EUR xx.xx of European net publisher revenue for 2017, constraining the pre-pandemic demand level.

13. European Book Publishing Statistics 2019

- Evidence informing the 2018 market-value input; displayed series and growth include calculations: The association reports approximately EUR xx.xx of publisher revenue for 2018.
- Evidence informing the 2019 market-value input; displayed series and growth include calculations: The association reports approximately EUR xx.xx for 2019 and identifies a questionnaire change that limits exact comparability with earlier observations.

14. 2021 年新闻出版产业分析报告

- Evidence informing the 2020 market-value input; displayed series and growth include calculations: The official report's 2021 comparison identifies a substantial rebound from 2020, constraining the pandemic-recovery bridge.
- Evidence informing the 2021 market-value input; displayed series and growth include calculations: China reported xx.xx book copies or sheets in 2021, up xx.xx%; the report also distinguishes textbook output and reprints.

15. European Book Publishing Statistics 2023

- Evidence informing the 2022 market-value input; displayed series and growth include calculations: European net publisher revenue was approximately EUR xx.xx in 2022; the association describes paper-cost pressure and price-led growth.

16. Foreign Exchange Rates - G.5A Annual, January 5, 2026

- Evidence informing base-year allocation inputs; displayed values and growth are calculated: Official annual-average exchange-rate methodology supports the frozen common-USD conversion convention; it does not measure service demand. ([federalreserve.gov](https://www.federalreserve.gov/releases/g5a/xx.xx/))
- Evidence informing forecast-year allocation inputs; displayed values and growth are calculated: Official annual-average exchange-rate methodology supports the frozen common-USD conversion convention; it does not measure service demand. ([federalreserve.gov](https://www.federalreserve.gov/releases/g5a/xx.xx/))
- Evidence informing base-year allocation inputs; displayed values and growth are calculated: The annual currency-conversion convention prevents mixing local-currency demand inputs with USD allocation weights. ([federalreserve.gov](https://www.federalreserve.gov/releases/g5a/xx.xx/))
- Evidence informing forecast-year allocation inputs; displayed values and growth are calculated: The annual currency-conversion convention prevents mixing local-currency demand inputs with USD allocation weights. ([federalreserve.gov](https://www.federalreserve.gov/releases/g5a/xx.xx/))

17. GCC Statistical Center - Education Statistics 2024 announcement, March 23, 2026

- Evidence informing base-year allocation inputs; displayed values and growth are calculated: Approximately xx.xx general-school pupils constrain the regional educational customer pool; national apportionment and monetization are assumed. ([gccstat.org](https://www.gccstat.org/news/xx.xx))
- Evidence informing forecast-year allocation inputs; displayed values and growth are calculated: Approximately xx.xx general-school pupils constrain the regional educational customer pool; national apportionment and monetization are assumed. ([gccstat.org](https://www.gccstat.org/news/xx.xx))

18. South African Book Publishing Industry Survey 2023-2024

- Evidence informing base-year allocation inputs; displayed values and growth are calculated: The transparent national publisher survey supplies a regional commercial comparator, not an observed African printing-service total. ([publishsa.co.za](https://publishsa.co.za/wp-content/uploads/2025/xx.xx/South-African-Book-Publishing-Industry-Survey-2023-2024.pdf))
- Evidence informing forecast-year allocation inputs; displayed values and growth are calculated: The transparent national publisher survey supplies a regional commercial comparator, not an observed African printing-service total. ([publishsa.co.za](https://publishsa.co.za/wp-content/uploads/2025/xx.xx/South-African-Book-Publishing-Industry-Survey-2023-2024.pdf))

19. Ministry of Education - Press conference release, December 17, 2024

- Evidence informing base-year allocation inputs; displayed values and growth are calculated: The announced increase in annual NCERT textbook printing from xx.xx to xx.xx supports an educational-demand mechanism, not realized supplier receipts or the modeled forecast share. ([education.gov.in](https://www.education.gov.in/sites/upload_files/mhrd/files/PIB%20releae%20of%20the%20Press%20Conference%20held%20today.pdf))
- Evidence informing forecast-year allocation inputs; displayed values and growth are calculated: The announced increase in annual NCERT textbook printing from xx.xx to xx.xx supports an educational-demand mechanism, not realized supplier receipts or the modeled forecast share. ([education.gov.in](https://www.education.gov.in/sites/upload_files/mhrd/files/PIB%20releae%20of%20the%20Press%20Conference%20held%20today.pdf))

20. Global Connect - Ingram Content Group

- Evidence informing base-year allocation inputs; displayed values and growth are calculated: Agreement-dependent network access does not quantify Brazilian commissions or guarantee institutional awards. ([resources.ingramcontent.com](https://resources.ingramcontent.com/publishers/global-connect))
- Evidence informing forecast-year allocation inputs; displayed values and growth are calculated: Agreement-dependent network access does not quantify Brazilian commissions or guarantee institutional awards. ([resources.ingramcontent.com](https://resources.ingramcontent.com/publishers/global-connect))

21. Paperback and Hardcover Distribution Rights - Kindle Direct Publishing
    - Evidence informing base-year allocation inputs; displayed values and growth are calculated: The marketplace-specific physical-book distribution restriction is not evidence of zero Mexican printing and packaging demand. ([kdp.amazon.com](https://kdp.amazon.com/en_US/help/topic/G201834280))
    - Evidence informing forecast-year allocation inputs; displayed values and growth are calculated: The marketplace-specific physical-book distribution restriction is not evidence of zero Mexican printing and packaging demand. ([kdp.amazon.com](https://kdp.amazon.com/en_US/help/topic/G201834280))

11.4. Scholarly & Professional Books

Table 165. Global Book Printing & Packaging Services Market, by Scholarly & Professional Books growth contribution, 2025-2032

Category	2025 value (USD Million)	2032 value (USD Million)	Added value (USD Million)	2025 share (%)	2032 share (%)	Change (pp)	Growth share (%)	CAGR (%)
Professional & Technical Reference Books	xx.xx	xx.xx	xx.xx	xx.xx	xx.xx	xx.xx	N/A	xx.xx
Scholarly Research Books	xx.xx	xx.xx	xx.xx	xx.xx	xx.xx	xx.xx	N/A	xx.xx
Scope total	**xx.xx**	**xx.xx**	**xx.xx**	**xx.xx**	**xx.xx**	**xx.xx**	**N/A**	**xx.xx**

Table 166. Global Book Printing & Packaging Services Market Size, by Scholarly & Professional Books, by Region, 2017-2040 (USD Million)

Region	2017	2024	2025	2026	2027	2032	2040	CAGR (%)
Africa	xx.xx	xx.xx	xx.xx	xx.xx	xx.xx	xx.xx	xx.xx	xx.xx
Asia-Pacific	xx.xx	xx.xx	xx.xx	xx.xx	xx.xx	xx.xx	xx.xx	xx.xx
Europe	xx.xx	xx.xx	xx.xx	xx.xx	xx.xx	xx.xx	xx.xx	xx.xx
Latin America	xx.xx	xx.xx	xx.xx	xx.xx	xx.xx	xx.xx	xx.xx	xx.xx
Middle East	xx.xx	xx.xx	xx.xx	xx.xx	xx.xx	xx.xx	xx.xx	xx.xx
North America	xx.xx	xx.xx	xx.xx	xx.xx	xx.xx	xx.xx	xx.xx	xx.xx
Total	**xx.xx**	**xx.xx**	**xx.xx**	**xx.xx**	**xx.xx**	**xx.xx**	**xx.xx**	**xx.xx**

Table 167. Global Book Printing & Packaging Services Market Size, by Scholarly & Professional Books, by Group, 2017-2040 (USD Million)

Group	2017	2024	2025	2026	2027	2032	2040	CAGR (%)
ASEAN	xx.xx	xx.xx	xx.xx	xx.xx	xx.xx	xx.xx	xx.xx	xx.xx
BRICS	xx.xx	xx.xx	xx.xx	xx.xx	xx.xx	xx.xx	xx.xx	xx.xx
European Union	xx.xx	xx.xx	xx.xx	xx.xx	xx.xx	xx.xx	xx.xx	xx.xx
G7	xx.xx	xx.xx	xx.xx	xx.xx	xx.xx	xx.xx	xx.xx	xx.xx
GCC	xx.xx	xx.xx	xx.xx	xx.xx	xx.xx	xx.xx	xx.xx	xx.xx
NATO	xx.xx	xx.xx	xx.xx	xx.xx	xx.xx	xx.xx	xx.xx	xx.xx

Table 168. Global Book Printing & Packaging Services Market Size, by Scholarly & Professional Books, by Country, 2017-2040 (USD Million)

Country	2017	2024	2025	2026	2027	2032	2040	CAGR (%)
Australia	xx.xx	xx.xx	xx.xx	xx.xx	xx.xx	xx.xx	xx.xx	xx.xx
Brazil	xx.xx	xx.xx	xx.xx	xx.xx	xx.xx	xx.xx	xx.xx	xx.xx
Canada	xx.xx	xx.xx	xx.xx	xx.xx	xx.xx	xx.xx	xx.xx	xx.xx
China	xx.xx	xx.xx	xx.xx	xx.xx	xx.xx	xx.xx	xx.xx	xx.xx
France	xx.xx	xx.xx	xx.xx	xx.xx	xx.xx	xx.xx	xx.xx	xx.xx
Germany	xx.xx	xx.xx	xx.xx	xx.xx	xx.xx	xx.xx	xx.xx	xx.xx
India	xx.xx	xx.xx	xx.xx	xx.xx	xx.xx	xx.xx	xx.xx	xx.xx
Italy	xx.xx	xx.xx	xx.xx	xx.xx	xx.xx	xx.xx	xx.xx	xx.xx
Japan	xx.xx	xx.xx	xx.xx	xx.xx	xx.xx	xx.xx	xx.xx	xx.xx
Mexico	xx.xx	xx.xx	xx.xx	xx.xx	xx.xx	xx.xx	xx.xx	xx.xx
Russia	xx.xx	xx.xx	xx.xx	xx.xx	xx.xx	xx.xx	xx.xx	xx.xx
South Korea	xx.xx	xx.xx	xx.xx	xx.xx	xx.xx	xx.xx	xx.xx	xx.xx
Spain	xx.xx	xx.xx	xx.xx	xx.xx	xx.xx	xx.xx	xx.xx	xx.xx
United Kingdom	xx.xx	xx.xx	xx.xx	xx.xx	xx.xx	xx.xx	xx.xx	xx.xx
United States	xx.xx	xx.xx	xx.xx	xx.xx	xx.xx	xx.xx	xx.xx	xx.xx
Others	xx.xx	xx.xx	xx.xx	xx.xx	xx.xx	xx.xx	xx.xx	xx.xx
Total	**xx.xx**	**xx.xx**	**xx.xx**	**xx.xx**	**xx.xx**	**xx.xx**	**xx.xx**	**xx.xx**

Sources & Evidence

1. U.S. Census Bureau - 2022 Economic Census, Books Printing Questionnaire MC-32312
   - Taxonomy evidence: Technical, scientific, and professional book production is separately identified. ([bhs.econ.census.gov](https://bhs.econ.census.gov/ombpdfs2022/export/2022_MC-32312_su.pdf))

2. U.S. Census Bureau - NAPCS Product List for NAICS 51113: Book Publishers
   · Taxonomy evidence: The official product crosswalk distinguishes printed professional/technical books from printed scholarly books. It is a historical classification document, not current manufacturing-revenue evidence. ([www2.census.gov](https://www2.census.gov/library/reference/napcs/product-list/web-xx.xx-final-reformatted-edited-us082208.pdf))
3. EDItEUR - ONIX Codelist 28: Audience Type
   · Taxonomy evidence: Professional and scholarly audiences are defined as expert adults, including professional development and academic research. ([ns.editeur.org](https://ns.editeur.org/onix/en/xx.xx))
4. European Book Publishing Statistics 2024
   · Evidence informing the 2024 market-value input; displayed series and growth include calculations: European publishers reported approximately EUR xx.xx of net book-sales revenue in 2024. The disclosed ebook and audiobook proportions inform the modeled xx.xx% physical-book revenue proportion; publisher revenue is an input, not printing-service revenue.
   · Evidence informing the 2025 market-value input; displayed series and growth include calculations: The 2024 publisher-revenue and format observations provide the European demand input carried into the 2025 estimate.
   · Evidence informing base-year allocation inputs; displayed values and growth are calculated: EUR xx.xx of 2024 publisher revenue and weakening physical volumes constrain the European demand weight and forecast, not directly observed service shares. ([fep-fee.eu](https://www.fep-fee.eu/European-Book-Publishing-Statistics-2024))
   · Evidence informing forecast-year allocation inputs; displayed values and growth are calculated: EUR xx.xx of 2024 publisher revenue and weakening physical volumes constrain the European demand weight and forecast, not directly observed service shares. ([fep-fee.eu](https://www.fep-fee.eu/European-Book-Publishing-Statistics-2024))

5. The Global Publishing Industry in 2022

- Evidence informing the 2024 market-value input; displayed series and growth include calculations: Table xx.xx supplies country-level publishing revenues and identifies differences between retail-value, publisher-revenue, print-only and prior-year observations. Selected non-European country observations are adjusted for physical formats and period before estimating production spending.
- Evidence informing the 2025 market-value input; displayed series and growth include calculations: The selected country observations contribute to the demand pool underlying the 2025 working estimate. Nielsen retail datasets elsewhere in the publication are not used.
- Evidence informing base-year allocation inputs; displayed values and growth are calculated: Country revenue/format proxies constrain commissioning weights. ([wipo.int](https://www.wipo.int/edocs/pubdocs/en/wipo-pub-xx.xx-2023-xx.xx-en-the-global-publishing-industry-in-2022.pdf))
- Evidence informing forecast-year allocation inputs; displayed values and growth are calculated: Country revenue/format proxies constrain commissioning weights. ([wipo.int](https://www.wipo.int/edocs/pubdocs/en/wipo-pub-xx.xx-2023-xx.xx-en-the-global-publishing-industry-in-2022.pdf))
- Evidence informing base-year allocation inputs; displayed values and growth are calculated: Revenue and registration proxies constrain allocation. ([wipo.int](https://www.wipo.int/edocs/pubdocs/en/wipo-pub-xx.xx-2023-xx.xx-en-the-global-publishing-industry-in-2022.pdf))
- Evidence informing forecast-year allocation inputs; displayed values and growth are calculated: Revenue and registration proxies constrain allocation. ([wipo.int](https://www.wipo.int/edocs/pubdocs/en/wipo-pub-xx.xx-2023-xx.xx-en-the-global-publishing-industry-in-2022.pdf))
- Evidence informing base-year allocation inputs; displayed values and growth are calculated: Revenue, format and title proxies constrain allocation. ([wipo.int](https://www.wipo.int/edocs/pubdocs/en/wipo-pub-xx.xx-2023-xx.xx-en-the-global-publishing-industry-in-2022.pdf))
- Evidence informing forecast-year allocation inputs; displayed values and growth are calculated: Revenue, format and title proxies constrain allocation. ([wipo.int](https://www.wipo.int/edocs/pubdocs/en/wipo-pub-xx.xx-2023-xx.xx-en-the-global-publishing-industry-in-2022.pdf))
- Evidence informing base-year allocation inputs; displayed values and growth are calculated: Turkish revenue constrains regional commissioning scale. ([wipo.int](https://www.wipo.int/edocs/pubdocs/en/wipo-pub-xx.xx-2023-xx.xx-en-the-global-publishing-industry-in-2022.pdf))
- Evidence informing forecast-year allocation inputs; displayed values and growth are calculated: Turkish revenue constrains regional commissioning scale. ([wipo.int](https://www.wipo.int/edocs/pubdocs/en/wipo-pub-xx.xx-2023-xx.xx-en-the-global-publishing-industry-in-2022.pdf))
- Evidence informing base-year allocation inputs; displayed values and growth are calculated: Nigerian registration activity supplies a modeled-demand input. ([wipo.int](https://www.wipo.int/edocs/pubdocs/en/wipo-pub-xx.xx-2023-xx.xx-en-the-global-publishing-industry-in-2022.pdf))
- Evidence informing forecast-year allocation inputs; displayed values and growth are calculated: Nigerian registration activity supplies a modeled-demand input. ([wipo.int](https://www.wipo.int/edocs/pubdocs/en/wipo-pub-xx.xx-2023-xx.xx-en-the-global-publishing-industry-in-2022.pdf))
- Evidence informing base-year allocation inputs; displayed values and growth are calculated: Country revenue, format and registration proxies constrain allocation. ([wipo.int](https://www.wipo.int/edocs/pubdocs/en/wipo-pub-xx.xx-2023-xx.xx-en-the-global-publishing-industry-in-2022.pdf))
- Evidence informing forecast-year allocation inputs; displayed values and growth are calculated: Country revenue, format and registration proxies constrain allocation. ([wipo.int](https://www.wipo.int/edocs/pubdocs/en/wipo-pub-xx.xx-2023-xx.xx-en-the-global-publishing-industry-in-2022.pdf))

6. 2024 年新闻出版统计公报

   · Evidence informing the 2024 market-value input; displayed series and growth include calculations: For 2024, the official table reports xx.xx book copies or sheets and CNY xx.xx of book-publishing revenue. These constrain the demand bridge and historical contraction, rather than directly measuring printing-service sales.

   · Evidence informing the 2025 market-value input; displayed series and growth include calculations: The 2024 book-publishing observation supplies the Chinese demand primitive for the 2025 model.

   · Evidence informing base-year allocation inputs; displayed values and growth are calculated: 2024 book-publishing revenue of CNY xx.xx supplies the physical-demand proxy; reported output contraction qualifies growth assumptions. ([nppa.gov.cn](https://www.nppa.gov.cn/xxgk/fdzdgknr/tjxx/xx.xx/P020251218382424228218.pdf))

   · Evidence informing forecast-year allocation inputs; displayed values and growth are calculated: 2024 book-publishing revenue of CNY xx.xx supplies the physical-demand proxy; reported output contraction qualifies growth assumptions. ([nppa.gov.cn](https://www.nppa.gov.cn/xxgk/fdzdgknr/tjxx/xx.xx/P020251218382424228218.pdf))

   · Evidence informing base-year allocation inputs; displayed values and growth are calculated: The Chinese book-publishing observation is a major regional demand input, distinct from all printing and packaging industry revenue. ([nppa.gov.cn](https://www.nppa.gov.cn/xxgk/fdzdgknr/tjxx/xx.xx/P020251218382424228218.pdf))

   · Evidence informing forecast-year allocation inputs; displayed values and growth are calculated: The Chinese book-publishing observation is a major regional demand input, distinct from all printing and packaging industry revenue. ([nppa.gov.cn](https://www.nppa.gov.cn/xxgk/fdzdgknr/tjxx/xx.xx/P020251218382424228218.pdf))

7. Foreign Exchange Rates - G.5A Annual, January 5, 2026

   · Evidence informing the 2024 market-value input; displayed series and growth include calculations: The official 2024 annual-average conversion inputs are USD xx.xx per EUR, CNY xx.xx per USD and CAD xx.xx per USD.

   · Evidence informing the 2025 market-value input; displayed series and growth include calculations: The exchange-rate table establishes the conversion basis of the preceding-year demand inputs used in the 2025 estimate; subsequent effective-USD price assumptions are modeled separately.

8. Book publishing industry, 2024 - Statistics Canada

   · Evidence informing the 2024 market-value input; displayed series and growth include calculations: Canadian publishers reported CAD xx.xx of print sales outside the online category and CAD xx.xx of online print sales in 2024. Their sum, rather than total operating revenue, supplies the physical-book demand input.

   · Evidence informing the 2025 market-value input; displayed series and growth include calculations: Reported cost of goods sold of CAD xx.xx, up CAD xx.xx from 2022, supplies a cost-pressure cross-check, not a directly attributable printing-services total.

   · Evidence informing base-year allocation inputs; displayed values and growth are calculated: CAD xx.xx plus CAD xx.xx of print sales supplies a physical-book commissioning proxy; digital growth constrains the forecast mix. ([www150.statcan.gc.ca](https://www150.statcan.gc.ca/n1/daily-quotidien/xx.xx/dq260205b-eng.pdf))

   · Evidence informing forecast-year allocation inputs; displayed values and growth are calculated: CAD xx.xx plus CAD xx.xx of print sales supplies a physical-book commissioning proxy; digital growth constrains the forecast mix. ([www150.statcan.gc.ca](https://www150.statcan.gc.ca/n1/daily-quotidien/xx.xx/dq260205b-eng.pdf))

   · Evidence informing base-year allocation inputs; displayed values and growth are calculated: The Canadian physical-book input contributes to the North American demand index; it is publisher revenue, not service receipts. ([www150.statcan.gc.ca](https://www150.statcan.gc.ca/n1/daily-quotidien/xx.xx/dq260205b-eng.pdf))

   · Evidence informing forecast-year allocation inputs; displayed values and growth are calculated: The Canadian physical-book input contributes to the North American demand index; it is publisher revenue, not service receipts. ([www150.statcan.gc.ca](https://www150.statcan.gc.ca/n1/daily-quotidien/xx.xx/dq260205b-eng.pdf))

9. U.S. Census Bureau - Books Printing: Shipments, annual table
   - Evidence informing the 2017 market-value input; displayed series and growth include calculations: U.S. books-printing shipments were USD xx.xx in 2017; this is a national production anchor for the historical model.
   - Evidence informing the 2018 market-value input; displayed series and growth include calculations: U.S. books-printing shipments were USD xx.xx in 2018.
   - Evidence informing the 2019 market-value input; displayed series and growth include calculations: U.S. books-printing shipments were USD xx.xx in 2019.
   - Evidence informing the 2020 market-value input; displayed series and growth include calculations: U.S. books-printing shipments were USD xx.xx in 2020.
   - Evidence informing the 2021 market-value input; displayed series and growth include calculations: U.S. books-printing shipments were USD xx.xx in 2021.
   - Evidence informing the 2022 market-value input; displayed series and growth include calculations: U.S. books-printing shipments were USD xx.xx in 2022.
   - Evidence informing the 2024 market-value input; displayed series and growth include calculations: U.S. books-printing shipments were USD xx.xx in 2024. This national industrial measure is narrower than the composite global service boundary.
10. U.S. Census Bureau - Book Publishers, All Establishments: Revenue, annual table
   - Evidence informing the 2024 market-value input; displayed series and growth include calculations: The Census annual series reports USD xx.xx of U.S. book-publisher revenue for 2024. A modeled xx.xx% physical-book proportion excludes digital and other adjacent receipts.
   - Evidence informing the 2025 market-value input; displayed series and growth include calculations: The 2024 Census observation replaces an older survey-based U.S. revenue bridge in the demand pool underlying 2025.
   - Evidence informing base-year allocation inputs; displayed values and growth are calculated: The official Census revenue-series page defines the publisher-receipt measure underlying the retained U.S. input; the exact 2024 cell was not independently re-extracted. ([fred.stlouisfed.org](https://fred.stlouisfed.org/data/AIES51113RCT00US))
   - Evidence informing forecast-year allocation inputs; displayed values and growth are calculated: The official Census revenue-series page defines the publisher-receipt measure underlying the retained U.S. input; the exact 2024 cell was not independently re-extracted. ([fred.stlouisfed.org](https://fred.stlouisfed.org/data/AIES51113RCT00US))
11. Scholastic Corporation - Form 10-K for the year ended May 31, 2025
   - Evidence informing the 2024 market-value input; displayed series and growth include calculations: Scholastic's fiscal 2024 product, service, production and inventory-reserve costs were xx.xx% of revenue; postage, freight, shipping, fulfillment and other costs were xx.xx%. These broad categories constrain, but do not directly establish, eligible outsourced-service spending.
   - Evidence informing the 2025 market-value input; displayed series and growth include calculations: The corresponding fiscal 2025 proportions were xx.xx% and xx.xx%. Royalties and prepublication amortization are separately disclosed, allowing their exclusion from the service-market bridge.

12. CEWE achieves all targets in 2025 and aims to further increase revenue and earnings in 2026

- Evidence informing the 2025 market-value input; displayed series and growth include calculations: CEWE reported xx.xx CEWE PHOTOBOOK copies in 2025 versus xx.xx in 2024, supporting a positive specialty-book volume assumption without establishing global adoption.
- Evidence informing the 2026 market-value input; displayed series and growth include calculations: Observed 2025 photobook growth informs the specialty-demand assumption for 2026; the market value remains modeled.
- Evidence informing the 2032 market-value input; displayed series and growth include calculations: The observed specialty-book activity is a starting condition for the forecast, not independent proof of continued growth through 2032.
- Evidence informing the 2040 market-value input; displayed series and growth include calculations: The forecast explicitly slows specialty-demand growth after 2032; this source supplies the initial commercial observation, not the long-term growth rate.
- Evidence informing base-year allocation inputs; displayed values and growth are calculated: Company photobook activity constrains the materiality of specialty commissions; it does not establish the modeled European specialty multiplier or continued growth through 2032. ([ir.cewe.de](https://ir.cewe.de/en/news/cewe-achieves-all-targets-in-2025-and-aims-to-further-increase-revenue-and-earnings-in/70292c17-c943-xx.xx-bd11-4323b6ce54d8))
- Evidence informing forecast-year allocation inputs; displayed values and growth are calculated: Company photobook activity constrains the materiality of specialty commissions; it does not establish the modeled European specialty multiplier or continued growth through 2032. ([ir.cewe.de](https://ir.cewe.de/en/news/cewe-achieves-all-targets-in-2025-and-aims-to-further-increase-revenue-and-earnings-in/70292c17-c943-xx.xx-bd11-4323b6ce54d8))

13. Paperback Printing Cost - Kindle Direct Publishing

- Evidence informing the 2025 market-value input; displayed series and growth include calculations: The inspected U.S. paperback schedule charges USD xx.xx plus USD xx.xx per page for the specified regular-trim black-ink category. It provides a contemporary commercial price comparison for the assumed USD xx.xx self-publishing production receipt, not an observed historical price or volume.
- Evidence informing the 2026 market-value input; displayed series and growth include calculations: The schedule distinguishes printing charges from royalties and retail list prices, supporting the production-receipt boundary used in the estimate.

14. European Book Publishing Statistics 2017

- Evidence informing the 2017 market-value input; displayed series and growth include calculations: The association's primary survey reports approximately EUR xx.xx of European net publisher revenue for 2017, constraining the pre-pandemic demand level.

15. European Book Publishing Statistics 2019

- Evidence informing the 2018 market-value input; displayed series and growth include calculations: The association reports approximately EUR xx.xx of publisher revenue for 2018.
- Evidence informing the 2019 market-value input; displayed series and growth include calculations: The association reports approximately EUR xx.xx for 2019 and identifies a questionnaire change that limits exact comparability with earlier observations.

16. 2021 年新闻出版产业分析报告

- Evidence informing the 2020 market-value input; displayed series and growth include calculations: The official report's 2021 comparison identifies a substantial rebound from 2020, constraining the pandemic-recovery bridge.
- Evidence informing the 2021 market-value input; displayed series and growth include calculations: China reported xx.xx book copies or sheets in 2021, up xx.xx%; the report also distinguishes textbook output and reprints.

17. European Book Publishing Statistics 2023

- Evidence informing the 2022 market-value input; displayed series and growth include calculations: European net publisher revenue was approximately EUR xx.xx in 2022; the association describes paper-cost pressure and price-led growth.

18. Foreign Exchange Rates - G.5A Annual, January 5, 2026
    - Evidence informing base-year allocation inputs; displayed values and growth are calculated: Official annual-average exchange-rate methodology supports the frozen common-USD conversion convention; it does not measure service demand. ([federalreserve.gov](https://www.federalreserve.gov/releases/g5a/xx.xx/))
    - Evidence informing forecast-year allocation inputs; displayed values and growth are calculated: Official annual-average exchange-rate methodology supports the frozen common-USD conversion convention; it does not measure service demand. ([federalreserve.gov](https://www.federalreserve.gov/releases/g5a/xx.xx/))
    - Evidence informing base-year allocation inputs; displayed values and growth are calculated: The annual currency-conversion convention prevents mixing local-currency demand inputs with USD allocation weights. ([federalreserve.gov](https://www.federalreserve.gov/releases/g5a/xx.xx/))
    - Evidence informing forecast-year allocation inputs; displayed values and growth are calculated: The annual currency-conversion convention prevents mixing local-currency demand inputs with USD allocation weights. ([federalreserve.gov](https://www.federalreserve.gov/releases/g5a/xx.xx/))
19. GCC Statistical Center - Education Statistics 2024 announcement, March 23, 2026
    - Evidence informing base-year allocation inputs; displayed values and growth are calculated: Approximately xx.xx general-school pupils constrain the regional educational customer pool; national apportionment and monetization are assumed. ([gccstat.org](https://www.gccstat.org/news/xx.xx))
    - Evidence informing forecast-year allocation inputs; displayed values and growth are calculated: Approximately xx.xx general-school pupils constrain the regional educational customer pool; national apportionment and monetization are assumed. ([gccstat.org](https://www.gccstat.org/news/xx.xx))
20. South African Book Publishing Industry Survey 2023-2024
    - Evidence informing base-year allocation inputs; displayed values and growth are calculated: The transparent national publisher survey supplies a regional commercial comparator, not an observed African printing-service total. ([publishsa.co.za](https://publishsa.co.za/wp-content/uploads/2025/xx.xx/South-African-Book-Publishing-Industry-Survey-2023-2024.pdf))
    - Evidence informing forecast-year allocation inputs; displayed values and growth are calculated: The transparent national publisher survey supplies a regional commercial comparator, not an observed African printing-service total. ([publishsa.co.za](https://publishsa.co.za/wp-content/uploads/2025/xx.xx/South-African-Book-Publishing-Industry-Survey-2023-2024.pdf))
21. Ministry of Education - Press conference release, December 17, 2024
    - Evidence informing base-year allocation inputs; displayed values and growth are calculated: The announced increase in annual NCERT textbook printing from xx.xx to xx.xx supports an educational-demand mechanism, not realized supplier receipts or the modeled forecast share. ([education.gov.in](https://www.education.gov.in/sites/upload_files/mhrd/files/PIB%20releae%20of%20the%20Press%20Conference%20held%20today.pdf))
    - Evidence informing forecast-year allocation inputs; displayed values and growth are calculated: The announced increase in annual NCERT textbook printing from xx.xx to xx.xx supports an educational-demand mechanism, not realized supplier receipts or the modeled forecast share. ([education.gov.in](https://www.education.gov.in/sites/upload_files/mhrd/files/PIB%20releae%20of%20the%20Press%20Conference%20held%20today.pdf))
22. Global Connect - Ingram Content Group
    - Evidence informing base-year allocation inputs; displayed values and growth are calculated: Agreement-dependent network access does not quantify Brazilian commissions or guarantee institutional awards. ([resources.ingramcontent.com](https://resources.ingramcontent.com/publishers/global-connect))
    - Evidence informing forecast-year allocation inputs; displayed values and growth are calculated: Agreement-dependent network access does not quantify Brazilian commissions or guarantee institutional awards. ([resources.ingramcontent.com](https://resources.ingramcontent.com/publishers/global-connect))

23. Paperback and Hardcover Distribution Rights - Kindle Direct Publishing
    - Evidence informing base-year allocation inputs; displayed values and growth are calculated: The marketplace-specific physical-book distribution restriction is not evidence of zero Mexican printing and packaging demand. ([kdp.amazon.com](https://kdp.amazon.com/en_US/help/topic/G201834280))
    - Evidence informing forecast-year allocation inputs; displayed values and growth are calculated: The marketplace-specific physical-book distribution restriction is not evidence of zero Mexican printing and packaging demand. ([kdp.amazon.com](https://kdp.amazon.com/en_US/help/topic/G201834280))
24. AAP December 2025 StatShot Report
    - Evidence informing base-year allocation inputs; displayed values and growth are calculated: Reported professional-book receipts and their 2025 decline challenge assumptions of automatic growth from recurring reference relationships.
    - Evidence informing forecast-year allocation inputs; displayed values and growth are calculated: Reported professional-book receipts and their 2025 decline challenge assumptions of automatic growth from recurring reference relationships.
25. Bloomsbury Publishing - 2024/25 Results Presentation
    - Evidence informing base-year allocation inputs; displayed values and growth are calculated: Separate Academic & Professional print, digital and rights/service receipts demonstrate the required physical-revenue boundary; company mix is not treated as global market share.
    - Evidence informing forecast-year allocation inputs; displayed values and growth are calculated: Separate Academic & Professional print, digital and rights/service receipts demonstrate the required physical-revenue boundary; company mix is not treated as global market share.
    - Evidence informing base-year allocation inputs; displayed values and growth are calculated: Observed physical academic publishing activity supports commercial applicability but does not verify the assumed global research/reference ratio.
    - Evidence informing forecast-year allocation inputs; displayed values and growth are calculated: Observed physical academic publishing activity supports commercial applicability but does not verify the assumed global research/reference ratio.

11.4.1. Professional & Technical Reference Books

Table 169. Global Book Printing & Packaging Services Market Size, by Professional & Technical Reference Books, by Region, 2017-2040 (USD Million)

Region	2017	2024	2025	2026	2027	2032	2040	CAGR (%)
Africa	xx.xx	xx.xx	xx.xx	xx.xx	xx.xx	xx.xx	xx.xx	xx.xx
Asia-Pacific	xx.xx	xx.xx	xx.xx	xx.xx	xx.xx	xx.xx	xx.xx	xx.xx
Europe	xx.xx	xx.xx	xx.xx	xx.xx	xx.xx	xx.xx	xx.xx	xx.xx
Latin America	xx.xx	xx.xx	xx.xx	xx.xx	xx.xx	xx.xx	xx.xx	xx.xx
Middle East	xx.xx	xx.xx	xx.xx	xx.xx	xx.xx	xx.xx	xx.xx	xx.xx
North America	xx.xx	xx.xx	xx.xx	xx.xx	xx.xx	xx.xx	xx.xx	xx.xx
Total	**xx.xx**	**xx.xx**	**xx.xx**	**xx.xx**	**xx.xx**	**xx.xx**	**xx.xx**	**xx.xx**

Table 170. Global Book Printing & Packaging Services Market Size, by Professional & Technical Reference Books, by Group, 2017-2040 (USD Million)

Group	2017	2024	2025	2026	2027	2032	2040	CAGR (%)
ASEAN	xx.xx	xx.xx	xx.xx	xx.xx	xx.xx	xx.xx	xx.xx	xx.xx
BRICS	xx.xx	xx.xx	xx.xx	xx.xx	xx.xx	xx.xx	xx.xx	xx.xx
European Union	xx.xx	xx.xx	xx.xx	xx.xx	xx.xx	xx.xx	xx.xx	xx.xx
G7	xx.xx	xx.xx	xx.xx	xx.xx	xx.xx	xx.xx	xx.xx	xx.xx
GCC	xx.xx	xx.xx	xx.xx	xx.xx	xx.xx	xx.xx	xx.xx	xx.xx
NATO	xx.xx	xx.xx	xx.xx	xx.xx	xx.xx	xx.xx	xx.xx	xx.xx

Table 171. Global Book Printing & Packaging Services Market Size, by Professional & Technical Reference Books, by Country, 2017-2040 (USD Million)

Country	2017	2024	2025	2026	2027	2032	2040	CAGR (%)
Australia	xx.xx	xx.xx	xx.xx	xx.xx	xx.xx	xx.xx	xx.xx	xx.xx
Brazil	xx.xx	xx.xx	xx.xx	xx.xx	xx.xx	xx.xx	xx.xx	xx.xx
Canada	xx.xx	xx.xx	xx.xx	xx.xx	xx.xx	xx.xx	xx.xx	xx.xx
China	xx.xx	xx.xx	xx.xx	xx.xx	xx.xx	xx.xx	xx.xx	xx.xx
France	xx.xx	xx.xx	xx.xx	xx.xx	xx.xx	xx.xx	xx.xx	xx.xx
Germany	xx.xx	xx.xx	xx.xx	xx.xx	xx.xx	xx.xx	xx.xx	xx.xx
India	xx.xx	xx.xx	xx.xx	xx.xx	xx.xx	xx.xx	xx.xx	xx.xx
Italy	xx.xx	xx.xx	xx.xx	xx.xx	xx.xx	xx.xx	xx.xx	xx.xx
Japan	xx.xx	xx.xx	xx.xx	xx.xx	xx.xx	xx.xx	xx.xx	xx.xx
Mexico	xx.xx	xx.xx	xx.xx	xx.xx	xx.xx	xx.xx	xx.xx	xx.xx
Russia	xx.xx	xx.xx	xx.xx	xx.xx	xx.xx	xx.xx	xx.xx	xx.xx
South Korea	xx.xx	xx.xx	xx.xx	xx.xx	xx.xx	xx.xx	xx.xx	xx.xx
Spain	xx.xx	xx.xx	xx.xx	xx.xx	xx.xx	xx.xx	xx.xx	xx.xx
United Kingdom	xx.xx	xx.xx	xx.xx	xx.xx	xx.xx	xx.xx	xx.xx	xx.xx
United States	xx.xx	xx.xx	xx.xx	xx.xx	xx.xx	xx.xx	xx.xx	xx.xx
Others	xx.xx	xx.xx	xx.xx	xx.xx	xx.xx	xx.xx	xx.xx	xx.xx
Total	**xx.xx**	**xx.xx**	**xx.xx**	**xx.xx**	**xx.xx**	**xx.xx**	**xx.xx**	**xx.xx**

Sources & Evidence

1. U.S. Census Bureau - NAPCS Product List for NAICS 51113: Book Publishers

   · Taxonomy evidence: Professional/technical printed books are defined around information used in occupational practice and expressly include specialized references. This directly supports the retained child under Scholarly & Professional Books.
   ([www2.census.gov](https://www2.census.gov/library/reference/napcs/product-list/web-xx.xx-final-reformatted-edited-us082208.pdf))

2. European Book Publishing Statistics 2024

   · Evidence informing the 2024 market-value input; displayed series and growth include calculations: European publishers reported approximately EUR xx.xx of net book-sales revenue in 2024. The disclosed ebook and audiobook proportions inform the modeled xx.xx% physical-book revenue proportion; publisher revenue is an input, not printing-service revenue.

   · Evidence informing the 2025 market-value input; displayed series and growth include calculations: The 2024 publisher-revenue and format observations provide the European demand input carried into the 2025 estimate.

   · Evidence informing base-year allocation inputs; displayed values and growth are calculated: EUR xx.xx of 2024 publisher revenue and weakening physical volumes constrain the European demand weight and forecast, not directly observed service shares.
   ([fep-fee.eu](https://www.fep-fee.eu/European-Book-Publishing-Statistics-2024))

   · Evidence informing forecast-year allocation inputs; displayed values and growth are calculated: EUR xx.xx of 2024 publisher revenue and weakening physical volumes constrain the European demand weight and forecast, not directly observed service shares.
   ([fep-fee.eu](https://www.fep-fee.eu/European-Book-Publishing-Statistics-2024))

3. The Global Publishing Industry in 2022

- Evidence informing the 2024 market-value input; displayed series and growth include calculations: Table xx.xx supplies country-level publishing revenues and identifies differences between retail-value, publisher-revenue, print-only and prior-year observations. Selected non-European country observations are adjusted for physical formats and period before estimating production spending.
- Evidence informing the 2025 market-value input; displayed series and growth include calculations: The selected country observations contribute to the demand pool underlying the 2025 working estimate. Nielsen retail datasets elsewhere in the publication are not used.
- Evidence informing base-year allocation inputs; displayed values and growth are calculated: Country revenue/format proxies constrain commissioning weights. ([wipo.int](https://www.wipo.int/edocs/pubdocs/en/wipo-pub-xx.xx-2023-xx.xx-en-the-global-publishing-industry-in-2022.pdf))
- Evidence informing forecast-year allocation inputs; displayed values and growth are calculated: Country revenue/format proxies constrain commissioning weights. ([wipo.int](https://www.wipo.int/edocs/pubdocs/en/wipo-pub-xx.xx-2023-xx.xx-en-the-global-publishing-industry-in-2022.pdf))
- Evidence informing base-year allocation inputs; displayed values and growth are calculated: Revenue and registration proxies constrain allocation. ([wipo.int](https://www.wipo.int/edocs/pubdocs/en/wipo-pub-xx.xx-2023-xx.xx-en-the-global-publishing-industry-in-2022.pdf))
- Evidence informing forecast-year allocation inputs; displayed values and growth are calculated: Revenue and registration proxies constrain allocation. ([wipo.int](https://www.wipo.int/edocs/pubdocs/en/wipo-pub-xx.xx-2023-xx.xx-en-the-global-publishing-industry-in-2022.pdf))
- Evidence informing base-year allocation inputs; displayed values and growth are calculated: Revenue, format and title proxies constrain allocation. ([wipo.int](https://www.wipo.int/edocs/pubdocs/en/wipo-pub-xx.xx-2023-xx.xx-en-the-global-publishing-industry-in-2022.pdf))
- Evidence informing forecast-year allocation inputs; displayed values and growth are calculated: Revenue, format and title proxies constrain allocation. ([wipo.int](https://www.wipo.int/edocs/pubdocs/en/wipo-pub-xx.xx-2023-xx.xx-en-the-global-publishing-industry-in-2022.pdf))
- Evidence informing base-year allocation inputs; displayed values and growth are calculated: Turkish revenue constrains regional commissioning scale. ([wipo.int](https://www.wipo.int/edocs/pubdocs/en/wipo-pub-xx.xx-2023-xx.xx-en-the-global-publishing-industry-in-2022.pdf))
- Evidence informing forecast-year allocation inputs; displayed values and growth are calculated: Turkish revenue constrains regional commissioning scale. ([wipo.int](https://www.wipo.int/edocs/pubdocs/en/wipo-pub-xx.xx-2023-xx.xx-en-the-global-publishing-industry-in-2022.pdf))
- Evidence informing base-year allocation inputs; displayed values and growth are calculated: Nigerian registration activity supplies a modeled-demand input. ([wipo.int](https://www.wipo.int/edocs/pubdocs/en/wipo-pub-xx.xx-2023-xx.xx-en-the-global-publishing-industry-in-2022.pdf))
- Evidence informing forecast-year allocation inputs; displayed values and growth are calculated: Nigerian registration activity supplies a modeled-demand input. ([wipo.int](https://www.wipo.int/edocs/pubdocs/en/wipo-pub-xx.xx-2023-xx.xx-en-the-global-publishing-industry-in-2022.pdf))
- Evidence informing base-year allocation inputs; displayed values and growth are calculated: Country revenue, format and registration proxies constrain allocation. ([wipo.int](https://www.wipo.int/edocs/pubdocs/en/wipo-pub-xx.xx-2023-xx.xx-en-the-global-publishing-industry-in-2022.pdf))
- Evidence informing forecast-year allocation inputs; displayed values and growth are calculated: Country revenue, format and registration proxies constrain allocation. ([wipo.int](https://www.wipo.int/edocs/pubdocs/en/wipo-pub-xx.xx-2023-xx.xx-en-the-global-publishing-industry-in-2022.pdf))

4. 2024 年新闻出版统计公报

   · Evidence informing the 2024 market-value input; displayed series and growth include calculations: For 2024, the official table reports xx.xx book copies or sheets and CNY xx.xx of book-publishing revenue. These constrain the demand bridge and historical contraction, rather than directly measuring printing-service sales.

   · Evidence informing the 2025 market-value input; displayed series and growth include calculations: The 2024 book-publishing observation supplies the Chinese demand primitive for the 2025 model.

   · Evidence informing base-year allocation inputs; displayed values and growth are calculated: 2024 book-publishing revenue of CNY xx.xx supplies the physical-demand proxy; reported output contraction qualifies growth assumptions. ([nppa.gov.cn](https://www.nppa.gov.cn/xxgk/fdzdgknr/tjxx/xx.xx/P020251218382424228218.pdf))

   · Evidence informing forecast-year allocation inputs; displayed values and growth are calculated: 2024 book-publishing revenue of CNY xx.xx supplies the physical-demand proxy; reported output contraction qualifies growth assumptions. ([nppa.gov.cn](https://www.nppa.gov.cn/xxgk/fdzdgknr/tjxx/xx.xx/P020251218382424228218.pdf))

   · Evidence informing base-year allocation inputs; displayed values and growth are calculated: The Chinese book-publishing observation is a major regional demand input, distinct from all printing and packaging industry revenue. ([nppa.gov.cn](https://www.nppa.gov.cn/xxgk/fdzdgknr/tjxx/xx.xx/P020251218382424228218.pdf))

   · Evidence informing forecast-year allocation inputs; displayed values and growth are calculated: The Chinese book-publishing observation is a major regional demand input, distinct from all printing and packaging industry revenue. ([nppa.gov.cn](https://www.nppa.gov.cn/xxgk/fdzdgknr/tjxx/xx.xx/P020251218382424228218.pdf))

5. Foreign Exchange Rates - G.5A Annual, January 5, 2026

   · Evidence informing the 2024 market-value input; displayed series and growth include calculations: The official 2024 annual-average conversion inputs are USD xx.xx per EUR, CNY xx.xx per USD and CAD xx.xx per USD.

   · Evidence informing the 2025 market-value input; displayed series and growth include calculations: The exchange-rate table establishes the conversion basis of the preceding-year demand inputs used in the 2025 estimate; subsequent effective-USD price assumptions are modeled separately.

6. Book publishing industry, 2024 - Statistics Canada

   · Evidence informing the 2024 market-value input; displayed series and growth include calculations: Canadian publishers reported CAD xx.xx of print sales outside the online category and CAD xx.xx of online print sales in 2024. Their sum, rather than total operating revenue, supplies the physical-book demand input.

   · Evidence informing the 2025 market-value input; displayed series and growth include calculations: Reported cost of goods sold of CAD xx.xx, up CAD xx.xx from 2022, supplies a cost-pressure cross-check, not a directly attributable printing-services total.

   · Evidence informing base-year allocation inputs; displayed values and growth are calculated: CAD xx.xx plus CAD xx.xx of print sales supplies a physical-book commissioning proxy; digital growth constrains the forecast mix. ([www150.statcan.gc.ca](https://www150.statcan.gc.ca/n1/daily-quotidien/xx.xx/dq260205b-eng.pdf))

   · Evidence informing forecast-year allocation inputs; displayed values and growth are calculated: CAD xx.xx plus CAD xx.xx of print sales supplies a physical-book commissioning proxy; digital growth constrains the forecast mix. ([www150.statcan.gc.ca](https://www150.statcan.gc.ca/n1/daily-quotidien/xx.xx/dq260205b-eng.pdf))

   · Evidence informing base-year allocation inputs; displayed values and growth are calculated: The Canadian physical-book input contributes to the North American demand index; it is publisher revenue, not service receipts. ([www150.statcan.gc.ca](https://www150.statcan.gc.ca/n1/daily-quotidien/xx.xx/dq260205b-eng.pdf))

   · Evidence informing forecast-year allocation inputs; displayed values and growth are calculated: The Canadian physical-book input contributes to the North American demand index; it is publisher revenue, not service receipts. ([www150.statcan.gc.ca](https://www150.statcan.gc.ca/n1/daily-quotidien/xx.xx/dq260205b-eng.pdf))

7. U.S. Census Bureau - Books Printing: Shipments, annual table
   - Evidence informing the 2017 market-value input; displayed series and growth include calculations: U.S. books-printing shipments were USD xx.xx in 2017; this is a national production anchor for the historical model.
   - Evidence informing the 2018 market-value input; displayed series and growth include calculations: U.S. books-printing shipments were USD xx.xx in 2018.
   - Evidence informing the 2019 market-value input; displayed series and growth include calculations: U.S. books-printing shipments were USD xx.xx in 2019.
   - Evidence informing the 2020 market-value input; displayed series and growth include calculations: U.S. books-printing shipments were USD xx.xx in 2020.
   - Evidence informing the 2021 market-value input; displayed series and growth include calculations: U.S. books-printing shipments were USD xx.xx in 2021.
   - Evidence informing the 2022 market-value input; displayed series and growth include calculations: U.S. books-printing shipments were USD xx.xx in 2022.
   - Evidence informing the 2024 market-value input; displayed series and growth include calculations: U.S. books-printing shipments were USD xx.xx in 2024. This national industrial measure is narrower than the composite global service boundary.
8. U.S. Census Bureau - Book Publishers, All Establishments: Revenue, annual table
   - Evidence informing the 2024 market-value input; displayed series and growth include calculations: The Census annual series reports USD xx.xx of U.S. book-publisher revenue for 2024. A modeled xx.xx% physical-book proportion excludes digital and other adjacent receipts.
   - Evidence informing the 2025 market-value input; displayed series and growth include calculations: The 2024 Census observation replaces an older survey-based U.S. revenue bridge in the demand pool underlying 2025.
   - Evidence informing base-year allocation inputs; displayed values and growth are calculated: The official Census revenue-series page defines the publisher-receipt measure underlying the retained U.S. input; the exact 2024 cell was not independently re-extracted. ([fred.stlouisfed.org](https://fred.stlouisfed.org/data/AIES51113RCT00US))
   - Evidence informing forecast-year allocation inputs; displayed values and growth are calculated: The official Census revenue-series page defines the publisher-receipt measure underlying the retained U.S. input; the exact 2024 cell was not independently re-extracted. ([fred.stlouisfed.org](https://fred.stlouisfed.org/data/AIES51113RCT00US))
9. Scholastic Corporation - Form 10-K for the year ended May 31, 2025
   - Evidence informing the 2024 market-value input; displayed series and growth include calculations: Scholastic's fiscal 2024 product, service, production and inventory-reserve costs were xx.xx% of revenue; postage, freight, shipping, fulfillment and other costs were xx.xx%. These broad categories constrain, but do not directly establish, eligible outsourced-service spending.
   - Evidence informing the 2025 market-value input; displayed series and growth include calculations: The corresponding fiscal 2025 proportions were xx.xx% and xx.xx%. Royalties and prepublication amortization are separately disclosed, allowing their exclusion from the service-market bridge.

10. CEWE achieves all targets in 2025 and aims to further increase revenue and earnings in 2026
    - Evidence informing the 2025 market-value input; displayed series and growth include calculations: CEWE reported xx.xx CEWE PHOTOBOOK copies in 2025 versus xx.xx in 2024, supporting a positive specialty-book volume assumption without establishing global adoption.
    - Evidence informing the 2026 market-value input; displayed series and growth include calculations: Observed 2025 photobook growth informs the specialty-demand assumption for 2026; the market value remains modeled.
    - Evidence informing the 2032 market-value input; displayed series and growth include calculations: The observed specialty-book activity is a starting condition for the forecast, not independent proof of continued growth through 2032.
    - Evidence informing the 2040 market-value input; displayed series and growth include calculations: The forecast explicitly slows specialty-demand growth after 2032; this source supplies the initial commercial observation, not the long-term growth rate.
    - Evidence informing base-year allocation inputs; displayed values and growth are calculated: Company photobook activity constrains the materiality of specialty commissions; it does not establish the modeled European specialty multiplier or continued growth through 2032. ([ir.cewe.de](https://ir.cewe.de/en/news/cewe-achieves-all-targets-in-2025-and-aims-to-further-increase-revenue-and-earnings-in/70292c17-c943-xx.xx-bd11-4323b6ce54d8))
    - Evidence informing forecast-year allocation inputs; displayed values and growth are calculated: Company photobook activity constrains the materiality of specialty commissions; it does not establish the modeled European specialty multiplier or continued growth through 2032. ([ir.cewe.de](https://ir.cewe.de/en/news/cewe-achieves-all-targets-in-2025-and-aims-to-further-increase-revenue-and-earnings-in/70292c17-c943-xx.xx-bd11-4323b6ce54d8))
11. Paperback Printing Cost - Kindle Direct Publishing
    - Evidence informing the 2025 market-value input; displayed series and growth include calculations: The inspected U.S. paperback schedule charges USD xx.xx plus USD xx.xx per page for the specified regular-trim black-ink category. It provides a contemporary commercial price comparison for the assumed USD xx.xx self-publishing production receipt, not an observed historical price or volume.
    - Evidence informing the 2026 market-value input; displayed series and growth include calculations: The schedule distinguishes printing charges from royalties and retail list prices, supporting the production-receipt boundary used in the estimate.
12. European Book Publishing Statistics 2017
    - Evidence informing the 2017 market-value input; displayed series and growth include calculations: The association's primary survey reports approximately EUR xx.xx of European net publisher revenue for 2017, constraining the pre-pandemic demand level.
13. European Book Publishing Statistics 2019
    - Evidence informing the 2018 market-value input; displayed series and growth include calculations: The association reports approximately EUR xx.xx of publisher revenue for 2018.
    - Evidence informing the 2019 market-value input; displayed series and growth include calculations: The association reports approximately EUR xx.xx for 2019 and identifies a questionnaire change that limits exact comparability with earlier observations.
14. 2021 年新闻出版产业分析报告
    - Evidence informing the 2020 market-value input; displayed series and growth include calculations: The official report's 2021 comparison identifies a substantial rebound from 2020, constraining the pandemic-recovery bridge.
    - Evidence informing the 2021 market-value input; displayed series and growth include calculations: China reported xx.xx book copies or sheets in 2021, up xx.xx%; the report also distinguishes textbook output and reprints.
15. European Book Publishing Statistics 2023
    - Evidence informing the 2022 market-value input; displayed series and growth include calculations: European net publisher revenue was approximately EUR xx.xx in 2022; the association describes paper-cost pressure and price-led growth.

16. Foreign Exchange Rates - G.5A Annual, January 5, 2026
    - Evidence informing base-year allocation inputs; displayed values and growth are calculated: Official annual-average exchange-rate methodology supports the frozen common-USD conversion convention; it does not measure service demand. ([federalreserve.gov](https://www.federalreserve.gov/releases/g5a/xx.xx/))
    - Evidence informing forecast-year allocation inputs; displayed values and growth are calculated: Official annual-average exchange-rate methodology supports the frozen common-USD conversion convention; it does not measure service demand. ([federalreserve.gov](https://www.federalreserve.gov/releases/g5a/xx.xx/))
    - Evidence informing base-year allocation inputs; displayed values and growth are calculated: The annual currency-conversion convention prevents mixing local-currency demand inputs with USD allocation weights. ([federalreserve.gov](https://www.federalreserve.gov/releases/g5a/xx.xx/))
    - Evidence informing forecast-year allocation inputs; displayed values and growth are calculated: The annual currency-conversion convention prevents mixing local-currency demand inputs with USD allocation weights. ([federalreserve.gov](https://www.federalreserve.gov/releases/g5a/xx.xx/))
17. GCC Statistical Center - Education Statistics 2024 announcement, March 23, 2026
    - Evidence informing base-year allocation inputs; displayed values and growth are calculated: Approximately xx.xx general-school pupils constrain the regional educational customer pool; national apportionment and monetization are assumed. ([gccstat.org](https://www.gccstat.org/news/xx.xx))
    - Evidence informing forecast-year allocation inputs; displayed values and growth are calculated: Approximately xx.xx general-school pupils constrain the regional educational customer pool; national apportionment and monetization are assumed. ([gccstat.org](https://www.gccstat.org/news/xx.xx))
18. South African Book Publishing Industry Survey 2023-2024
    - Evidence informing base-year allocation inputs; displayed values and growth are calculated: The transparent national publisher survey supplies a regional commercial comparator, not an observed African printing-service total. ([publishsa.co.za](https://publishsa.co.za/wp-content/uploads/2025/xx.xx/South-African-Book-Publishing-Industry-Survey-2023-2024.pdf))
    - Evidence informing forecast-year allocation inputs; displayed values and growth are calculated: The transparent national publisher survey supplies a regional commercial comparator, not an observed African printing-service total. ([publishsa.co.za](https://publishsa.co.za/wp-content/uploads/2025/xx.xx/South-African-Book-Publishing-Industry-Survey-2023-2024.pdf))
19. Ministry of Education - Press conference release, December 17, 2024
    - Evidence informing base-year allocation inputs; displayed values and growth are calculated: The announced increase in annual NCERT textbook printing from xx.xx to xx.xx supports an educational-demand mechanism, not realized supplier receipts or the modeled forecast share. ([education.gov.in](https://www.education.gov.in/sites/upload_files/mhrd/files/PIB%20releae%20of%20the%20Press%20Conference%20held%20today.pdf))
    - Evidence informing forecast-year allocation inputs; displayed values and growth are calculated: The announced increase in annual NCERT textbook printing from xx.xx to xx.xx supports an educational-demand mechanism, not realized supplier receipts or the modeled forecast share. ([education.gov.in](https://www.education.gov.in/sites/upload_files/mhrd/files/PIB%20releae%20of%20the%20Press%20Conference%20held%20today.pdf))
20. Global Connect - Ingram Content Group
    - Evidence informing base-year allocation inputs; displayed values and growth are calculated: Agreement-dependent network access does not quantify Brazilian commissions or guarantee institutional awards. ([resources.ingramcontent.com](https://resources.ingramcontent.com/publishers/global-connect))
    - Evidence informing forecast-year allocation inputs; displayed values and growth are calculated: Agreement-dependent network access does not quantify Brazilian commissions or guarantee institutional awards. ([resources.ingramcontent.com](https://resources.ingramcontent.com/publishers/global-connect))

21. Paperback and Hardcover Distribution Rights - Kindle Direct Publishing
    - Evidence informing base-year allocation inputs; displayed values and growth are calculated: The marketplace-specific physical-book distribution restriction is not evidence of zero Mexican printing and packaging demand. ([kdp.amazon.com](https://kdp.amazon.com/en_US/help/topic/G201834280))
    - Evidence informing forecast-year allocation inputs; displayed values and growth are calculated: The marketplace-specific physical-book distribution restriction is not evidence of zero Mexican printing and packaging demand. ([kdp.amazon.com](https://kdp.amazon.com/en_US/help/topic/G201834280))
22. AAP December 2025 StatShot Report
    - Evidence informing base-year allocation inputs; displayed values and growth are calculated: Reported professional-book receipts and their 2025 decline challenge assumptions of automatic growth from recurring reference relationships.
    - Evidence informing forecast-year allocation inputs; displayed values and growth are calculated: Reported professional-book receipts and their 2025 decline challenge assumptions of automatic growth from recurring reference relationships.

11.4.2. Scholarly Research Books

Table 172. Global Book Printing & Packaging Services Market Size, by Scholarly Research Books, by Region, 2017-2040 (USD Million)

Region	2017	2024	2025	2026	2027	2032	2040	CAGR (%)
Africa	xx.xx	xx.xx	xx.xx	xx.xx	xx.xx	xx.xx	xx.xx	xx.xx
Asia-Pacific	xx.xx	xx.xx	xx.xx	xx.xx	xx.xx	xx.xx	xx.xx	xx.xx
Europe	xx.xx	xx.xx	xx.xx	xx.xx	xx.xx	xx.xx	xx.xx	xx.xx
Latin America	xx.xx	xx.xx	xx.xx	xx.xx	xx.xx	xx.xx	xx.xx	xx.xx
Middle East	xx.xx	xx.xx	xx.xx	xx.xx	xx.xx	xx.xx	xx.xx	xx.xx
North America	xx.xx	xx.xx	xx.xx	xx.xx	xx.xx	xx.xx	xx.xx	xx.xx
Total	**xx.xx**	**xx.xx**	**xx.xx**	**xx.xx**	**xx.xx**	**xx.xx**	**xx.xx**	**xx.xx**

Table 173. Global Book Printing & Packaging Services Market Size, by Scholarly Research Books, by Group, 2017-2040 (USD Million)

Group	2017	2024	2025	2026	2027	2032	2040	CAGR (%)
ASEAN	xx.xx	xx.xx	xx.xx	xx.xx	xx.xx	xx.xx	xx.xx	xx.xx
BRICS	xx.xx	xx.xx	xx.xx	xx.xx	xx.xx	xx.xx	xx.xx	xx.xx
European Union	xx.xx	xx.xx	xx.xx	xx.xx	xx.xx	xx.xx	xx.xx	xx.xx
G7	xx.xx	xx.xx	xx.xx	xx.xx	xx.xx	xx.xx	xx.xx	xx.xx
GCC	xx.xx	xx.xx	xx.xx	xx.xx	xx.xx	xx.xx	xx.xx	xx.xx
NATO	xx.xx	xx.xx	xx.xx	xx.xx	xx.xx	xx.xx	xx.xx	xx.xx

Table 174. Global Book Printing & Packaging Services Market Size, by Scholarly Research Books, by Country, 2017-2040 (USD Million)

Country	2017	2024	2025	2026	2027	2032	2040	CAGR (%)
Australia	xx.xx	xx.xx	xx.xx	xx.xx	xx.xx	xx.xx	xx.xx	xx.xx
Brazil	xx.xx	xx.xx	xx.xx	xx.xx	xx.xx	xx.xx	xx.xx	xx.xx
Canada	xx.xx	xx.xx	xx.xx	xx.xx	xx.xx	xx.xx	xx.xx	xx.xx
China	xx.xx	xx.xx	xx.xx	xx.xx	xx.xx	xx.xx	xx.xx	xx.xx
France	xx.xx	xx.xx	xx.xx	xx.xx	xx.xx	xx.xx	xx.xx	xx.xx
Germany	xx.xx	xx.xx	xx.xx	xx.xx	xx.xx	xx.xx	xx.xx	xx.xx
India	xx.xx	xx.xx	xx.xx	xx.xx	xx.xx	xx.xx	xx.xx	xx.xx
Italy	xx.xx	xx.xx	xx.xx	xx.xx	xx.xx	xx.xx	xx.xx	xx.xx
Japan	xx.xx	xx.xx	xx.xx	xx.xx	xx.xx	xx.xx	xx.xx	xx.xx
Mexico	xx.xx	xx.xx	xx.xx	xx.xx	xx.xx	xx.xx	xx.xx	xx.xx
Russia	xx.xx	xx.xx	xx.xx	xx.xx	xx.xx	xx.xx	xx.xx	xx.xx
South Korea	xx.xx	xx.xx	xx.xx	xx.xx	xx.xx	xx.xx	xx.xx	xx.xx
Spain	xx.xx	xx.xx	xx.xx	xx.xx	xx.xx	xx.xx	xx.xx	xx.xx
United Kingdom	xx.xx	xx.xx	xx.xx	xx.xx	xx.xx	xx.xx	xx.xx	xx.xx
United States	xx.xx	xx.xx	xx.xx	xx.xx	xx.xx	xx.xx	xx.xx	xx.xx
Others	xx.xx	xx.xx	xx.xx	xx.xx	xx.xx	xx.xx	xx.xx	xx.xx
Total	**xx.xx**	**xx.xx**	**xx.xx**	**xx.xx**	**xx.xx**	**xx.xx**	**xx.xx**	**xx.xx**

Sources & Evidence

1. U.S. Census Bureau - NAPCS Product List for NAICS 51113: Book Publishers
   - Taxonomy evidence: Printed scholarly books are aimed primarily at academic and research communities, supporting their distinction from occupational-practice references. ([www2.census.gov](https://www2.census.gov/library/reference/napcs/product-list/web-xx.xx-final-reformatted-edited-us082208.pdf))
2. UNESCO - Revised Recommendation concerning the International Standardization of Statistics on the Production and Distribution of Books, Newspapers and Periodicals
   - Taxonomy evidence: University theses are explicitly included in book statistics. ([unesco.org](https://www.unesco.org/en/legal-affairs/revised-recommendation-concerning-international-standardization-statistics-production-and))

3. European Book Publishing Statistics 2024

- Evidence informing the 2024 market-value input; displayed series and growth include calculations: European publishers reported approximately EUR xx.xx of net book-sales revenue in 2024. The disclosed ebook and audiobook proportions inform the modeled xx.xx% physical-book revenue proportion; publisher revenue is an input, not printing-service revenue.
- Evidence informing the 2025 market-value input; displayed series and growth include calculations: The 2024 publisher-revenue and format observations provide the European demand input carried into the 2025 estimate.
- Evidence informing base-year allocation inputs; displayed values and growth are calculated: EUR xx.xx of 2024 publisher revenue and weakening physical volumes constrain the European demand weight and forecast, not directly observed service shares.
([fep-fee.eu](https://www.fep-fee.eu/European-Book-Publishing-Statistics-2024))
- Evidence informing forecast-year allocation inputs; displayed values and growth are calculated: EUR xx.xx of 2024 publisher revenue and weakening physical volumes constrain the European demand weight and forecast, not directly observed service shares.
([fep-fee.eu](https://www.fep-fee.eu/European-Book-Publishing-Statistics-2024))

4. The Global Publishing Industry in 2022

- Evidence informing the 2024 market-value input; displayed series and growth include calculations: Table xx.xx supplies country-level publishing revenues and identifies differences between retail-value, publisher-revenue, print-only and prior-year observations. Selected non-European country observations are adjusted for physical formats and period before estimating production spending.
- Evidence informing the 2025 market-value input; displayed series and growth include calculations: The selected country observations contribute to the demand pool underlying the 2025 working estimate. Nielsen retail datasets elsewhere in the publication are not used.
- Evidence informing base-year allocation inputs; displayed values and growth are calculated: Country revenue/format proxies constrain commissioning weights. ([wipo.int](https://www.wipo.int/edocs/pubdocs/en/wipo-pub-xx.xx-2023-xx.xx-en-the-global-publishing-industry-in-2022.pdf))
- Evidence informing forecast-year allocation inputs; displayed values and growth are calculated: Country revenue/format proxies constrain commissioning weights. ([wipo.int](https://www.wipo.int/edocs/pubdocs/en/wipo-pub-xx.xx-2023-xx.xx-en-the-global-publishing-industry-in-2022.pdf))
- Evidence informing base-year allocation inputs; displayed values and growth are calculated: Revenue and registration proxies constrain allocation. ([wipo.int](https://www.wipo.int/edocs/pubdocs/en/wipo-pub-xx.xx-2023-xx.xx-en-the-global-publishing-industry-in-2022.pdf))
- Evidence informing forecast-year allocation inputs; displayed values and growth are calculated: Revenue and registration proxies constrain allocation. ([wipo.int](https://www.wipo.int/edocs/pubdocs/en/wipo-pub-xx.xx-2023-xx.xx-en-the-global-publishing-industry-in-2022.pdf))
- Evidence informing base-year allocation inputs; displayed values and growth are calculated: Revenue, format and title proxies constrain allocation. ([wipo.int](https://www.wipo.int/edocs/pubdocs/en/wipo-pub-xx.xx-2023-xx.xx-en-the-global-publishing-industry-in-2022.pdf))
- Evidence informing forecast-year allocation inputs; displayed values and growth are calculated: Revenue, format and title proxies constrain allocation. ([wipo.int](https://www.wipo.int/edocs/pubdocs/en/wipo-pub-xx.xx-2023-xx.xx-en-the-global-publishing-industry-in-2022.pdf))
- Evidence informing base-year allocation inputs; displayed values and growth are calculated: Turkish revenue constrains regional commissioning scale. ([wipo.int](https://www.wipo.int/edocs/pubdocs/en/wipo-pub-xx.xx-2023-xx.xx-en-the-global-publishing-industry-in-2022.pdf))
- Evidence informing forecast-year allocation inputs; displayed values and growth are calculated: Turkish revenue constrains regional commissioning scale. ([wipo.int](https://www.wipo.int/edocs/pubdocs/en/wipo-pub-xx.xx-2023-xx.xx-en-the-global-publishing-industry-in-2022.pdf))
- Evidence informing base-year allocation inputs; displayed values and growth are calculated: Nigerian registration activity supplies a modeled-demand input. ([wipo.int](https://www.wipo.int/edocs/pubdocs/en/wipo-pub-xx.xx-2023-xx.xx-en-the-global-publishing-industry-in-2022.pdf))
- Evidence informing forecast-year allocation inputs; displayed values and growth are calculated: Nigerian registration activity supplies a modeled-demand input. ([wipo.int](https://www.wipo.int/edocs/pubdocs/en/wipo-pub-xx.xx-2023-xx.xx-en-the-global-publishing-industry-in-2022.pdf))
- Evidence informing base-year allocation inputs; displayed values and growth are calculated: Country revenue, format and registration proxies constrain allocation. ([wipo.int](https://www.wipo.int/edocs/pubdocs/en/wipo-pub-xx.xx-2023-xx.xx-en-the-global-publishing-industry-in-2022.pdf))
- Evidence informing forecast-year allocation inputs; displayed values and growth are calculated: Country revenue, format and registration proxies constrain allocation. ([wipo.int](https://www.wipo.int/edocs/pubdocs/en/wipo-pub-xx.xx-2023-xx.xx-en-the-global-publishing-industry-in-2022.pdf))

5. 2024 年新闻出版统计公报

· Evidence informing the 2024 market-value input; displayed series and growth include calculations: For 2024, the official table reports xx.xx book copies or sheets and CNY xx.xx of book-publishing revenue. These constrain the demand bridge and historical contraction, rather than directly measuring printing-service sales.

· Evidence informing the 2025 market-value input; displayed series and growth include calculations: The 2024 book-publishing observation supplies the Chinese demand primitive for the 2025 model.

· Evidence informing base-year allocation inputs; displayed values and growth are calculated: 2024 book-publishing revenue of CNY xx.xx supplies the physical-demand proxy; reported output contraction qualifies growth assumptions. ([nppa.gov.cn](https://www.nppa.gov.cn/xxgk/fdzdgknr/tjxx/xx.xx/P020251218382424228218.pdf))

· Evidence informing forecast-year allocation inputs; displayed values and growth are calculated: 2024 book-publishing revenue of CNY xx.xx supplies the physical-demand proxy; reported output contraction qualifies growth assumptions. ([nppa.gov.cn](https://www.nppa.gov.cn/xxgk/fdzdgknr/tjxx/xx.xx/P020251218382424228218.pdf))

· Evidence informing base-year allocation inputs; displayed values and growth are calculated: The Chinese book-publishing observation is a major regional demand input, distinct from all printing and packaging industry revenue. ([nppa.gov.cn](https://www.nppa.gov.cn/xxgk/fdzdgknr/tjxx/xx.xx/P020251218382424228218.pdf))

· Evidence informing forecast-year allocation inputs; displayed values and growth are calculated: The Chinese book-publishing observation is a major regional demand input, distinct from all printing and packaging industry revenue. ([nppa.gov.cn](https://www.nppa.gov.cn/xxgk/fdzdgknr/tjxx/xx.xx/P020251218382424228218.pdf))

6. Foreign Exchange Rates - G.5A Annual, January 5, 2026

· Evidence informing the 2024 market-value input; displayed series and growth include calculations: The official 2024 annual-average conversion inputs are USD xx.xx per EUR, CNY xx.xx per USD and CAD xx.xx per USD.

· Evidence informing the 2025 market-value input; displayed series and growth include calculations: The exchange-rate table establishes the conversion basis of the preceding-year demand inputs used in the 2025 estimate; subsequent effective-USD price assumptions are modeled separately.

7. Book publishing industry, 2024 - Statistics Canada

· Evidence informing the 2024 market-value input; displayed series and growth include calculations: Canadian publishers reported CAD xx.xx of print sales outside the online category and CAD xx.xx of online print sales in 2024. Their sum, rather than total operating revenue, supplies the physical-book demand input.

· Evidence informing the 2025 market-value input; displayed series and growth include calculations: Reported cost of goods sold of CAD xx.xx, up CAD xx.xx from 2022, supplies a cost-pressure cross-check, not a directly attributable printing-services total.

· Evidence informing base-year allocation inputs; displayed values and growth are calculated: CAD xx.xx plus CAD xx.xx of print sales supplies a physical-book commissioning proxy; digital growth constrains the forecast mix. ([www150.statcan.gc.ca](https://www150.statcan.gc.ca/n1/daily-quotidien/xx.xx/dq260205b-eng.pdf))

· Evidence informing forecast-year allocation inputs; displayed values and growth are calculated: CAD xx.xx plus CAD xx.xx of print sales supplies a physical-book commissioning proxy; digital growth constrains the forecast mix. ([www150.statcan.gc.ca](https://www150.statcan.gc.ca/n1/daily-quotidien/xx.xx/dq260205b-eng.pdf))

· Evidence informing base-year allocation inputs; displayed values and growth are calculated: The Canadian physical-book input contributes to the North American demand index; it is publisher revenue, not service receipts. ([www150.statcan.gc.ca](https://www150.statcan.gc.ca/n1/daily-quotidien/xx.xx/dq260205b-eng.pdf))

· Evidence informing forecast-year allocation inputs; displayed values and growth are calculated: The Canadian physical-book input contributes to the North American demand index; it is publisher revenue, not service receipts. ([www150.statcan.gc.ca](https://www150.statcan.gc.ca/n1/daily-quotidien/xx.xx/dq260205b-eng.pdf))

8. U.S. Census Bureau - Books Printing: Shipments, annual table
   - Evidence informing the 2017 market-value input; displayed series and growth include calculations: U.S. books-printing shipments were USD xx.xx in 2017; this is a national production anchor for the historical model.
   - Evidence informing the 2018 market-value input; displayed series and growth include calculations: U.S. books-printing shipments were USD xx.xx in 2018.
   - Evidence informing the 2019 market-value input; displayed series and growth include calculations: U.S. books-printing shipments were USD xx.xx in 2019.
   - Evidence informing the 2020 market-value input; displayed series and growth include calculations: U.S. books-printing shipments were USD xx.xx in 2020.
   - Evidence informing the 2021 market-value input; displayed series and growth include calculations: U.S. books-printing shipments were USD xx.xx in 2021.
   - Evidence informing the 2022 market-value input; displayed series and growth include calculations: U.S. books-printing shipments were USD xx.xx in 2022.
   - Evidence informing the 2024 market-value input; displayed series and growth include calculations: U.S. books-printing shipments were USD xx.xx in 2024. This national industrial measure is narrower than the composite global service boundary.
9. U.S. Census Bureau - Book Publishers, All Establishments: Revenue, annual table
   - Evidence informing the 2024 market-value input; displayed series and growth include calculations: The Census annual series reports USD xx.xx of U.S. book-publisher revenue for 2024. A modeled xx.xx% physical-book proportion excludes digital and other adjacent receipts.
   - Evidence informing the 2025 market-value input; displayed series and growth include calculations: The 2024 Census observation replaces an older survey-based U.S. revenue bridge in the demand pool underlying 2025.
   - Evidence informing base-year allocation inputs; displayed values and growth are calculated: The official Census revenue-series page defines the publisher-receipt measure underlying the retained U.S. input; the exact 2024 cell was not independently re-extracted. ([fred.stlouisfed.org](https://fred.stlouisfed.org/data/AIES51113RCT00US))
   - Evidence informing forecast-year allocation inputs; displayed values and growth are calculated: The official Census revenue-series page defines the publisher-receipt measure underlying the retained U.S. input; the exact 2024 cell was not independently re-extracted. ([fred.stlouisfed.org](https://fred.stlouisfed.org/data/AIES51113RCT00US))
10. Scholastic Corporation - Form 10-K for the year ended May 31, 2025
    - Evidence informing the 2024 market-value input; displayed series and growth include calculations: Scholastic's fiscal 2024 product, service, production and inventory-reserve costs were xx.xx% of revenue; postage, freight, shipping, fulfillment and other costs were xx.xx%. These broad categories constrain, but do not directly establish, eligible outsourced-service spending.
    - Evidence informing the 2025 market-value input; displayed series and growth include calculations: The corresponding fiscal 2025 proportions were xx.xx% and xx.xx%. Royalties and prepublication amortization are separately disclosed, allowing their exclusion from the service-market bridge.

11. CEWE achieves all targets in 2025 and aims to further increase revenue and earnings in 2026

- Evidence informing the 2025 market-value input; displayed series and growth include calculations: CEWE reported xx.xx CEWE PHOTOBOOK copies in 2025 versus xx.xx in 2024, supporting a positive specialty-book volume assumption without establishing global adoption.
- Evidence informing the 2026 market-value input; displayed series and growth include calculations: Observed 2025 photobook growth informs the specialty-demand assumption for 2026; the market value remains modeled.
- Evidence informing the 2032 market-value input; displayed series and growth include calculations: The observed specialty-book activity is a starting condition for the forecast, not independent proof of continued growth through 2032.
- Evidence informing the 2040 market-value input; displayed series and growth include calculations: The forecast explicitly slows specialty-demand growth after 2032; this source supplies the initial commercial observation, not the long-term growth rate.
- Evidence informing base-year allocation inputs; displayed values and growth are calculated: Company photobook activity constrains the materiality of specialty commissions; it does not establish the modeled European specialty multiplier or continued growth through 2032. ([ir.cewe.de](https://ir.cewe.de/en/news/cewe-achieves-all-targets-in-2025-and-aims-to-further-increase-revenue-and-earnings-in/70292c17-c943-xx.xx-bd11-4323b6ce54d8))
- Evidence informing forecast-year allocation inputs; displayed values and growth are calculated: Company photobook activity constrains the materiality of specialty commissions; it does not establish the modeled European specialty multiplier or continued growth through 2032. ([ir.cewe.de](https://ir.cewe.de/en/news/cewe-achieves-all-targets-in-2025-and-aims-to-further-increase-revenue-and-earnings-in/70292c17-c943-xx.xx-bd11-4323b6ce54d8))

12. Paperback Printing Cost - Kindle Direct Publishing

- Evidence informing the 2025 market-value input; displayed series and growth include calculations: The inspected U.S. paperback schedule charges USD xx.xx plus USD xx.xx per page for the specified regular-trim black-ink category. It provides a contemporary commercial price comparison for the assumed USD xx.xx self-publishing production receipt, not an observed historical price or volume.
- Evidence informing the 2026 market-value input; displayed series and growth include calculations: The schedule distinguishes printing charges from royalties and retail list prices, supporting the production-receipt boundary used in the estimate.

13. European Book Publishing Statistics 2017

- Evidence informing the 2017 market-value input; displayed series and growth include calculations: The association's primary survey reports approximately EUR xx.xx of European net publisher revenue for 2017, constraining the pre-pandemic demand level.

14. European Book Publishing Statistics 2019

- Evidence informing the 2018 market-value input; displayed series and growth include calculations: The association reports approximately EUR xx.xx of publisher revenue for 2018.
- Evidence informing the 2019 market-value input; displayed series and growth include calculations: The association reports approximately EUR xx.xx for 2019 and identifies a questionnaire change that limits exact comparability with earlier observations.

15. 2021 年新闻出版产业分析报告

- Evidence informing the 2020 market-value input; displayed series and growth include calculations: The official report's 2021 comparison identifies a substantial rebound from 2020, constraining the pandemic-recovery bridge.
- Evidence informing the 2021 market-value input; displayed series and growth include calculations: China reported xx.xx book copies or sheets in 2021, up xx.xx%; the report also distinguishes textbook output and reprints.

16. European Book Publishing Statistics 2023

- Evidence informing the 2022 market-value input; displayed series and growth include calculations: European net publisher revenue was approximately EUR xx.xx in 2022; the association describes paper-cost pressure and price-led growth.

17. Foreign Exchange Rates - G.5A Annual, January 5, 2026
    - Evidence informing base-year allocation inputs; displayed values and growth are calculated: Official annual-average exchange-rate methodology supports the frozen common-USD conversion convention; it does not measure service demand. ([federalreserve.gov](https://www.federalreserve.gov/releases/g5a/xx.xx/))
    - Evidence informing forecast-year allocation inputs; displayed values and growth are calculated: Official annual-average exchange-rate methodology supports the frozen common-USD conversion convention; it does not measure service demand. ([federalreserve.gov](https://www.federalreserve.gov/releases/g5a/xx.xx/))
    - Evidence informing base-year allocation inputs; displayed values and growth are calculated: The annual currency-conversion convention prevents mixing local-currency demand inputs with USD allocation weights. ([federalreserve.gov](https://www.federalreserve.gov/releases/g5a/xx.xx/))
    - Evidence informing forecast-year allocation inputs; displayed values and growth are calculated: The annual currency-conversion convention prevents mixing local-currency demand inputs with USD allocation weights. ([federalreserve.gov](https://www.federalreserve.gov/releases/g5a/xx.xx/))
18. GCC Statistical Center - Education Statistics 2024 announcement, March 23, 2026
    - Evidence informing base-year allocation inputs; displayed values and growth are calculated: Approximately xx.xx general-school pupils constrain the regional educational customer pool; national apportionment and monetization are assumed. ([gccstat.org](https://www.gccstat.org/news/xx.xx))
    - Evidence informing forecast-year allocation inputs; displayed values and growth are calculated: Approximately xx.xx general-school pupils constrain the regional educational customer pool; national apportionment and monetization are assumed. ([gccstat.org](https://www.gccstat.org/news/xx.xx))
19. South African Book Publishing Industry Survey 2023-2024
    - Evidence informing base-year allocation inputs; displayed values and growth are calculated: The transparent national publisher survey supplies a regional commercial comparator, not an observed African printing-service total. ([publishsa.co.za](https://publishsa.co.za/wp-content/uploads/2025/xx.xx/South-African-Book-Publishing-Industry-Survey-2023-2024.pdf))
    - Evidence informing forecast-year allocation inputs; displayed values and growth are calculated: The transparent national publisher survey supplies a regional commercial comparator, not an observed African printing-service total. ([publishsa.co.za](https://publishsa.co.za/wp-content/uploads/2025/xx.xx/South-African-Book-Publishing-Industry-Survey-2023-2024.pdf))
20. Ministry of Education - Press conference release, December 17, 2024
    - Evidence informing base-year allocation inputs; displayed values and growth are calculated: The announced increase in annual NCERT textbook printing from xx.xx to xx.xx supports an educational-demand mechanism, not realized supplier receipts or the modeled forecast share. ([education.gov.in](https://www.education.gov.in/sites/upload_files/mhrd/files/PIB%20releae%20of%20the%20Press%20Conference%20held%20today.pdf))
    - Evidence informing forecast-year allocation inputs; displayed values and growth are calculated: The announced increase in annual NCERT textbook printing from xx.xx to xx.xx supports an educational-demand mechanism, not realized supplier receipts or the modeled forecast share. ([education.gov.in](https://www.education.gov.in/sites/upload_files/mhrd/files/PIB%20releae%20of%20the%20Press%20Conference%20held%20today.pdf))
21. Global Connect - Ingram Content Group
    - Evidence informing base-year allocation inputs; displayed values and growth are calculated: Agreement-dependent network access does not quantify Brazilian commissions or guarantee institutional awards. ([resources.ingramcontent.com](https://resources.ingramcontent.com/publishers/global-connect))
    - Evidence informing forecast-year allocation inputs; displayed values and growth are calculated: Agreement-dependent network access does not quantify Brazilian commissions or guarantee institutional awards. ([resources.ingramcontent.com](https://resources.ingramcontent.com/publishers/global-connect))

22. Paperback and Hardcover Distribution Rights - Kindle Direct Publishing
    - Evidence informing base-year allocation inputs; displayed values and growth are calculated: The marketplace-specific physical-book distribution restriction is not evidence of zero Mexican printing and packaging demand. ([kdp.amazon.com](https://kdp.amazon.com/en_US/help/topic/G201834280))
    - Evidence informing forecast-year allocation inputs; displayed values and growth are calculated: The marketplace-specific physical-book distribution restriction is not evidence of zero Mexican printing and packaging demand. ([kdp.amazon.com](https://kdp.amazon.com/en_US/help/topic/G201834280))
23. Bloomsbury Publishing - 2024/25 Results Presentation
    - Evidence informing base-year allocation inputs; displayed values and growth are calculated: Observed physical academic publishing activity supports commercial applicability but does not verify the assumed global research/reference ratio.
    - Evidence informing forecast-year allocation inputs; displayed values and growth are calculated: Observed physical academic publishing activity supports commercial applicability but does not verify the assumed global research/reference ratio.

11.5. Religious & Devotional Books

Table 175. Global Book Printing & Packaging Services Market Size, by Religious & Devotional Books, by Region, 2017-2040 (USD Million)

Region	2017	2024	2025	2026	2027	2032	2040	CAGR (%)
Africa	xx.xx	xx.xx	xx.xx	xx.xx	xx.xx	xx.xx	xx.xx	xx.xx
Asia-Pacific	xx.xx	xx.xx	xx.xx	xx.xx	xx.xx	xx.xx	xx.xx	xx.xx
Europe	xx.xx	xx.xx	xx.xx	xx.xx	xx.xx	xx.xx	xx.xx	xx.xx
Latin America	xx.xx	xx.xx	xx.xx	xx.xx	xx.xx	xx.xx	xx.xx	xx.xx
Middle East	xx.xx	xx.xx	xx.xx	xx.xx	xx.xx	xx.xx	xx.xx	xx.xx
North America	xx.xx	xx.xx	xx.xx	xx.xx	xx.xx	xx.xx	xx.xx	xx.xx
Total	**xx.xx**	**xx.xx**	**xx.xx**	**xx.xx**	**xx.xx**	**xx.xx**	**xx.xx**	**xx.xx**

Table 176. Global Book Printing & Packaging Services Market Size, by Religious & Devotional Books, by Group, 2017-2040 (USD Million)

Group	2017	2024	2025	2026	2027	2032	2040	CAGR (%)
ASEAN	xx.xx	xx.xx	xx.xx	xx.xx	xx.xx	xx.xx	xx.xx	xx.xx
BRICS	xx.xx	xx.xx	xx.xx	xx.xx	xx.xx	xx.xx	xx.xx	xx.xx
European Union	xx.xx	xx.xx	xx.xx	xx.xx	xx.xx	xx.xx	xx.xx	xx.xx
G7	xx.xx	xx.xx	xx.xx	xx.xx	xx.xx	xx.xx	xx.xx	xx.xx
GCC	xx.xx	xx.xx	xx.xx	xx.xx	xx.xx	xx.xx	xx.xx	xx.xx
NATO	xx.xx	xx.xx	xx.xx	xx.xx	xx.xx	xx.xx	xx.xx	xx.xx

Table 177. Global Book Printing & Packaging Services Market Size, by Religious & Devotional Books, by Country, 2017-2040 (USD Million)

Country	2017	2024	2025	2026	2027	2032	2040	CAGR (%)
Australia	xx.xx	xx.xx	xx.xx	xx.xx	xx.xx	xx.xx	xx.xx	xx.xx
Brazil	xx.xx	xx.xx	xx.xx	xx.xx	xx.xx	xx.xx	xx.xx	xx.xx
Canada	xx.xx	xx.xx	xx.xx	xx.xx	xx.xx	xx.xx	xx.xx	xx.xx
China	xx.xx	xx.xx	xx.xx	xx.xx	xx.xx	xx.xx	xx.xx	xx.xx
France	xx.xx	xx.xx	xx.xx	xx.xx	xx.xx	xx.xx	xx.xx	xx.xx
Germany	xx.xx	xx.xx	xx.xx	xx.xx	xx.xx	xx.xx	xx.xx	xx.xx
India	xx.xx	xx.xx	xx.xx	xx.xx	xx.xx	xx.xx	xx.xx	xx.xx
Italy	xx.xx	xx.xx	xx.xx	xx.xx	xx.xx	xx.xx	xx.xx	xx.xx
Japan	xx.xx	xx.xx	xx.xx	xx.xx	xx.xx	xx.xx	xx.xx	xx.xx
Mexico	xx.xx	xx.xx	xx.xx	xx.xx	xx.xx	xx.xx	xx.xx	xx.xx
Russia	xx.xx	xx.xx	xx.xx	xx.xx	xx.xx	xx.xx	xx.xx	xx.xx
South Korea	xx.xx	xx.xx	xx.xx	xx.xx	xx.xx	xx.xx	xx.xx	xx.xx
Spain	xx.xx	xx.xx	xx.xx	xx.xx	xx.xx	xx.xx	xx.xx	xx.xx
United Kingdom	xx.xx	xx.xx	xx.xx	xx.xx	xx.xx	xx.xx	xx.xx	xx.xx
United States	xx.xx	xx.xx	xx.xx	xx.xx	xx.xx	xx.xx	xx.xx	xx.xx
Others	xx.xx	xx.xx	xx.xx	xx.xx	xx.xx	xx.xx	xx.xx	xx.xx
Total	**xx.xx**	**xx.xx**	**xx.xx**	**xx.xx**	**xx.xx**	**xx.xx**	**xx.xx**	**xx.xx**

Sources & Evidence

1. U.S. Census Bureau - 2022 Economic Census, Books Printing Questionnaire MC-32312
   - Taxonomy evidence: Religious-book production has a separate product line. ([bhs.econ.census.gov](https://bhs.econ.census.gov/ombpdfs2022/export/2022_MC-32312_su.pdf))
   - Taxonomy evidence: Religious-book printing and binding is separately identified. ([bhs.econ.census.gov](https://bhs.econ.census.gov/ombpdfs2022/export/2022_MC-32312_su.pdf))

2. European Book Publishing Statistics 2024
   - Evidence informing the 2024 market-value input; displayed series and growth include calculations: European publishers reported approximately EUR xx.xx of net book-sales revenue in 2024. The disclosed ebook and audiobook proportions inform the modeled xx.xx% physical-book revenue proportion; publisher revenue is an input, not printing-service revenue.
   - Evidence informing the 2025 market-value input; displayed series and growth include calculations: The 2024 publisher-revenue and format observations provide the European demand input carried into the 2025 estimate.
   - Evidence informing base-year allocation inputs; displayed values and growth are calculated: EUR xx.xx of 2024 publisher revenue and weakening physical volumes constrain the European demand weight and forecast, not directly observed service shares.
   ([fep-fee.eu](https://www.fep-fee.eu/European-Book-Publishing-Statistics-2024))
   - Evidence informing forecast-year allocation inputs; displayed values and growth are calculated: EUR xx.xx of 2024 publisher revenue and weakening physical volumes constrain the European demand weight and forecast, not directly observed service shares.
   ([fep-fee.eu](https://www.fep-fee.eu/European-Book-Publishing-Statistics-2024))

3. The Global Publishing Industry in 2022

- Evidence informing the 2024 market-value input; displayed series and growth include calculations: Table xx.xx supplies country-level publishing revenues and identifies differences between retail-value, publisher-revenue, print-only and prior-year observations. Selected non-European country observations are adjusted for physical formats and period before estimating production spending.
- Evidence informing the 2025 market-value input; displayed series and growth include calculations: The selected country observations contribute to the demand pool underlying the 2025 working estimate. Nielsen retail datasets elsewhere in the publication are not used.
- Evidence informing base-year allocation inputs; displayed values and growth are calculated: Country revenue/format proxies constrain commissioning weights. ([wipo.int](https://www.wipo.int/edocs/pubdocs/en/wipo-pub-xx.xx-2023-xx.xx-en-the-global-publishing-industry-in-2022.pdf))
- Evidence informing forecast-year allocation inputs; displayed values and growth are calculated: Country revenue/format proxies constrain commissioning weights. ([wipo.int](https://www.wipo.int/edocs/pubdocs/en/wipo-pub-xx.xx-2023-xx.xx-en-the-global-publishing-industry-in-2022.pdf))
- Evidence informing base-year allocation inputs; displayed values and growth are calculated: Revenue and registration proxies constrain allocation. ([wipo.int](https://www.wipo.int/edocs/pubdocs/en/wipo-pub-xx.xx-2023-xx.xx-en-the-global-publishing-industry-in-2022.pdf))
- Evidence informing forecast-year allocation inputs; displayed values and growth are calculated: Revenue and registration proxies constrain allocation. ([wipo.int](https://www.wipo.int/edocs/pubdocs/en/wipo-pub-xx.xx-2023-xx.xx-en-the-global-publishing-industry-in-2022.pdf))
- Evidence informing base-year allocation inputs; displayed values and growth are calculated: Revenue, format and title proxies constrain allocation. ([wipo.int](https://www.wipo.int/edocs/pubdocs/en/wipo-pub-xx.xx-2023-xx.xx-en-the-global-publishing-industry-in-2022.pdf))
- Evidence informing forecast-year allocation inputs; displayed values and growth are calculated: Revenue, format and title proxies constrain allocation. ([wipo.int](https://www.wipo.int/edocs/pubdocs/en/wipo-pub-xx.xx-2023-xx.xx-en-the-global-publishing-industry-in-2022.pdf))
- Evidence informing base-year allocation inputs; displayed values and growth are calculated: Turkish revenue constrains regional commissioning scale. ([wipo.int](https://www.wipo.int/edocs/pubdocs/en/wipo-pub-xx.xx-2023-xx.xx-en-the-global-publishing-industry-in-2022.pdf))
- Evidence informing forecast-year allocation inputs; displayed values and growth are calculated: Turkish revenue constrains regional commissioning scale. ([wipo.int](https://www.wipo.int/edocs/pubdocs/en/wipo-pub-xx.xx-2023-xx.xx-en-the-global-publishing-industry-in-2022.pdf))
- Evidence informing base-year allocation inputs; displayed values and growth are calculated: Nigerian registration activity supplies a modeled-demand input. ([wipo.int](https://www.wipo.int/edocs/pubdocs/en/wipo-pub-xx.xx-2023-xx.xx-en-the-global-publishing-industry-in-2022.pdf))
- Evidence informing forecast-year allocation inputs; displayed values and growth are calculated: Nigerian registration activity supplies a modeled-demand input. ([wipo.int](https://www.wipo.int/edocs/pubdocs/en/wipo-pub-xx.xx-2023-xx.xx-en-the-global-publishing-industry-in-2022.pdf))
- Evidence informing base-year allocation inputs; displayed values and growth are calculated: Country revenue, format and registration proxies constrain allocation. ([wipo.int](https://www.wipo.int/edocs/pubdocs/en/wipo-pub-xx.xx-2023-xx.xx-en-the-global-publishing-industry-in-2022.pdf))
- Evidence informing forecast-year allocation inputs; displayed values and growth are calculated: Country revenue, format and registration proxies constrain allocation. ([wipo.int](https://www.wipo.int/edocs/pubdocs/en/wipo-pub-xx.xx-2023-xx.xx-en-the-global-publishing-industry-in-2022.pdf))

4. 2024 年新闻出版统计公报

   · Evidence informing the 2024 market-value input; displayed series and growth include calculations: For 2024, the official table reports xx.xx book copies or sheets and CNY xx.xx of book-publishing revenue. These constrain the demand bridge and historical contraction, rather than directly measuring printing-service sales.

   · Evidence informing the 2025 market-value input; displayed series and growth include calculations: The 2024 book-publishing observation supplies the Chinese demand primitive for the 2025 model.

   · Evidence informing base-year allocation inputs; displayed values and growth are calculated: 2024 book-publishing revenue of CNY xx.xx supplies the physical-demand proxy; reported output contraction qualifies growth assumptions. ([nppa.gov.cn](https://www.nppa.gov.cn/xxgk/fdzdgknr/tjxx/xx.xx/P020251218382424228218.pdf))

   · Evidence informing forecast-year allocation inputs; displayed values and growth are calculated: 2024 book-publishing revenue of CNY xx.xx supplies the physical-demand proxy; reported output contraction qualifies growth assumptions. ([nppa.gov.cn](https://www.nppa.gov.cn/xxgk/fdzdgknr/tjxx/xx.xx/P020251218382424228218.pdf))

   · Evidence informing base-year allocation inputs; displayed values and growth are calculated: The Chinese book-publishing observation is a major regional demand input, distinct from all printing and packaging industry revenue. ([nppa.gov.cn](https://www.nppa.gov.cn/xxgk/fdzdgknr/tjxx/xx.xx/P020251218382424228218.pdf))

   · Evidence informing forecast-year allocation inputs; displayed values and growth are calculated: The Chinese book-publishing observation is a major regional demand input, distinct from all printing and packaging industry revenue. ([nppa.gov.cn](https://www.nppa.gov.cn/xxgk/fdzdgknr/tjxx/xx.xx/P020251218382424228218.pdf))

5. Foreign Exchange Rates - G.5A Annual, January 5, 2026

   · Evidence informing the 2024 market-value input; displayed series and growth include calculations: The official 2024 annual-average conversion inputs are USD xx.xx per EUR, CNY xx.xx per USD and CAD xx.xx per USD.

   · Evidence informing the 2025 market-value input; displayed series and growth include calculations: The exchange-rate table establishes the conversion basis of the preceding-year demand inputs used in the 2025 estimate; subsequent effective-USD price assumptions are modeled separately.

6. Book publishing industry, 2024 - Statistics Canada

   · Evidence informing the 2024 market-value input; displayed series and growth include calculations: Canadian publishers reported CAD xx.xx of print sales outside the online category and CAD xx.xx of online print sales in 2024. Their sum, rather than total operating revenue, supplies the physical-book demand input.

   · Evidence informing the 2025 market-value input; displayed series and growth include calculations: Reported cost of goods sold of CAD xx.xx, up CAD xx.xx from 2022, supplies a cost-pressure cross-check, not a directly attributable printing-services total.

   · Evidence informing base-year allocation inputs; displayed values and growth are calculated: CAD xx.xx plus CAD xx.xx of print sales supplies a physical-book commissioning proxy; digital growth constrains the forecast mix. ([www150.statcan.gc.ca](https://www150.statcan.gc.ca/n1/daily-quotidien/xx.xx/dq260205b-eng.pdf))

   · Evidence informing forecast-year allocation inputs; displayed values and growth are calculated: CAD xx.xx plus CAD xx.xx of print sales supplies a physical-book commissioning proxy; digital growth constrains the forecast mix. ([www150.statcan.gc.ca](https://www150.statcan.gc.ca/n1/daily-quotidien/xx.xx/dq260205b-eng.pdf))

   · Evidence informing base-year allocation inputs; displayed values and growth are calculated: The Canadian physical-book input contributes to the North American demand index; it is publisher revenue, not service receipts. ([www150.statcan.gc.ca](https://www150.statcan.gc.ca/n1/daily-quotidien/xx.xx/dq260205b-eng.pdf))

   · Evidence informing forecast-year allocation inputs; displayed values and growth are calculated: The Canadian physical-book input contributes to the North American demand index; it is publisher revenue, not service receipts. ([www150.statcan.gc.ca](https://www150.statcan.gc.ca/n1/daily-quotidien/xx.xx/dq260205b-eng.pdf))

7. U.S. Census Bureau - Books Printing: Shipments, annual table
   - Evidence informing the 2017 market-value input; displayed series and growth include calculations: U.S. books-printing shipments were USD xx.xx in 2017; this is a national production anchor for the historical model.
   - Evidence informing the 2018 market-value input; displayed series and growth include calculations: U.S. books-printing shipments were USD xx.xx in 2018.
   - Evidence informing the 2019 market-value input; displayed series and growth include calculations: U.S. books-printing shipments were USD xx.xx in 2019.
   - Evidence informing the 2020 market-value input; displayed series and growth include calculations: U.S. books-printing shipments were USD xx.xx in 2020.
   - Evidence informing the 2021 market-value input; displayed series and growth include calculations: U.S. books-printing shipments were USD xx.xx in 2021.
   - Evidence informing the 2022 market-value input; displayed series and growth include calculations: U.S. books-printing shipments were USD xx.xx in 2022.
   - Evidence informing the 2024 market-value input; displayed series and growth include calculations: U.S. books-printing shipments were USD xx.xx in 2024. This national industrial measure is narrower than the composite global service boundary.
8. U.S. Census Bureau - Book Publishers, All Establishments: Revenue, annual table
   - Evidence informing the 2024 market-value input; displayed series and growth include calculations: The Census annual series reports USD xx.xx of U.S. book-publisher revenue for 2024. A modeled xx.xx% physical-book proportion excludes digital and other adjacent receipts.
   - Evidence informing the 2025 market-value input; displayed series and growth include calculations: The 2024 Census observation replaces an older survey-based U.S. revenue bridge in the demand pool underlying 2025.
   - Evidence informing base-year allocation inputs; displayed values and growth are calculated: The official Census revenue-series page defines the publisher-receipt measure underlying the retained U.S. input; the exact 2024 cell was not independently re-extracted. ([fred.stlouisfed.org](https://fred.stlouisfed.org/data/AIES51113RCT00US))
   - Evidence informing forecast-year allocation inputs; displayed values and growth are calculated: The official Census revenue-series page defines the publisher-receipt measure underlying the retained U.S. input; the exact 2024 cell was not independently re-extracted. ([fred.stlouisfed.org](https://fred.stlouisfed.org/data/AIES51113RCT00US))
9. Scholastic Corporation - Form 10-K for the year ended May 31, 2025
   - Evidence informing the 2024 market-value input; displayed series and growth include calculations: Scholastic's fiscal 2024 product, service, production and inventory-reserve costs were xx.xx% of revenue; postage, freight, shipping, fulfillment and other costs were xx.xx%. These broad categories constrain, but do not directly establish, eligible outsourced-service spending.
   - Evidence informing the 2025 market-value input; displayed series and growth include calculations: The corresponding fiscal 2025 proportions were xx.xx% and xx.xx%. Royalties and prepublication amortization are separately disclosed, allowing their exclusion from the service-market bridge.

10. CEWE achieves all targets in 2025 and aims to further increase revenue and earnings in 2026

- Evidence informing the 2025 market-value input; displayed series and growth include calculations: CEWE reported xx.xx CEWE PHOTOBOOK copies in 2025 versus xx.xx in 2024, supporting a positive specialty-book volume assumption without establishing global adoption.
- Evidence informing the 2026 market-value input; displayed series and growth include calculations: Observed 2025 photobook growth informs the specialty-demand assumption for 2026; the market value remains modeled.
- Evidence informing the 2032 market-value input; displayed series and growth include calculations: The observed specialty-book activity is a starting condition for the forecast, not independent proof of continued growth through 2032.
- Evidence informing the 2040 market-value input; displayed series and growth include calculations: The forecast explicitly slows specialty-demand growth after 2032; this source supplies the initial commercial observation, not the long-term growth rate.
- Evidence informing base-year allocation inputs; displayed values and growth are calculated: Company photobook activity constrains the materiality of specialty commissions; it does not establish the modeled European specialty multiplier or continued growth through 2032. ([ir.cewe.de](https://ir.cewe.de/en/news/cewe-achieves-all-targets-in-2025-and-aims-to-further-increase-revenue-and-earnings-in/70292c17-c943-xx.xx-bd11-4323b6ce54d8))
- Evidence informing forecast-year allocation inputs; displayed values and growth are calculated: Company photobook activity constrains the materiality of specialty commissions; it does not establish the modeled European specialty multiplier or continued growth through 2032. ([ir.cewe.de](https://ir.cewe.de/en/news/cewe-achieves-all-targets-in-2025-and-aims-to-further-increase-revenue-and-earnings-in/70292c17-c943-xx.xx-bd11-4323b6ce54d8))

11. Paperback Printing Cost - Kindle Direct Publishing

- Evidence informing the 2025 market-value input; displayed series and growth include calculations: The inspected U.S. paperback schedule charges USD xx.xx plus USD xx.xx per page for the specified regular-trim black-ink category. It provides a contemporary commercial price comparison for the assumed USD xx.xx self-publishing production receipt, not an observed historical price or volume.
- Evidence informing the 2026 market-value input; displayed series and growth include calculations: The schedule distinguishes printing charges from royalties and retail list prices, supporting the production-receipt boundary used in the estimate.

12. European Book Publishing Statistics 2017

- Evidence informing the 2017 market-value input; displayed series and growth include calculations: The association's primary survey reports approximately EUR xx.xx of European net publisher revenue for 2017, constraining the pre-pandemic demand level.

13. European Book Publishing Statistics 2019

- Evidence informing the 2018 market-value input; displayed series and growth include calculations: The association reports approximately EUR xx.xx of publisher revenue for 2018.
- Evidence informing the 2019 market-value input; displayed series and growth include calculations: The association reports approximately EUR xx.xx for 2019 and identifies a questionnaire change that limits exact comparability with earlier observations.

14. 2021 年新闻出版产业分析报告

- Evidence informing the 2020 market-value input; displayed series and growth include calculations: The official report's 2021 comparison identifies a substantial rebound from 2020, constraining the pandemic-recovery bridge.
- Evidence informing the 2021 market-value input; displayed series and growth include calculations: China reported xx.xx book copies or sheets in 2021, up xx.xx%; the report also distinguishes textbook output and reprints.

15. European Book Publishing Statistics 2023

- Evidence informing the 2022 market-value input; displayed series and growth include calculations: European net publisher revenue was approximately EUR xx.xx in 2022; the association describes paper-cost pressure and price-led growth.

16. Foreign Exchange Rates - G.5A Annual, January 5, 2026
    - Evidence informing base-year allocation inputs; displayed values and growth are calculated: Official annual-average exchange-rate methodology supports the frozen common-USD conversion convention; it does not measure service demand. ([federalreserve.gov](https://www.federalreserve.gov/releases/g5a/xx.xx/))
    - Evidence informing forecast-year allocation inputs; displayed values and growth are calculated: Official annual-average exchange-rate methodology supports the frozen common-USD conversion convention; it does not measure service demand. ([federalreserve.gov](https://www.federalreserve.gov/releases/g5a/xx.xx/))
    - Evidence informing base-year allocation inputs; displayed values and growth are calculated: The annual currency-conversion convention prevents mixing local-currency demand inputs with USD allocation weights. ([federalreserve.gov](https://www.federalreserve.gov/releases/g5a/xx.xx/))
    - Evidence informing forecast-year allocation inputs; displayed values and growth are calculated: The annual currency-conversion convention prevents mixing local-currency demand inputs with USD allocation weights. ([federalreserve.gov](https://www.federalreserve.gov/releases/g5a/xx.xx/))
17. GCC Statistical Center - Education Statistics 2024 announcement, March 23, 2026
    - Evidence informing base-year allocation inputs; displayed values and growth are calculated: Approximately xx.xx general-school pupils constrain the regional educational customer pool; national apportionment and monetization are assumed. ([gccstat.org](https://www.gccstat.org/news/xx.xx))
    - Evidence informing forecast-year allocation inputs; displayed values and growth are calculated: Approximately xx.xx general-school pupils constrain the regional educational customer pool; national apportionment and monetization are assumed. ([gccstat.org](https://www.gccstat.org/news/xx.xx))
18. South African Book Publishing Industry Survey 2023-2024
    - Evidence informing base-year allocation inputs; displayed values and growth are calculated: The transparent national publisher survey supplies a regional commercial comparator, not an observed African printing-service total. ([publishsa.co.za](https://publishsa.co.za/wp-content/uploads/2025/xx.xx/South-African-Book-Publishing-Industry-Survey-2023-2024.pdf))
    - Evidence informing forecast-year allocation inputs; displayed values and growth are calculated: The transparent national publisher survey supplies a regional commercial comparator, not an observed African printing-service total. ([publishsa.co.za](https://publishsa.co.za/wp-content/uploads/2025/xx.xx/South-African-Book-Publishing-Industry-Survey-2023-2024.pdf))
19. Ministry of Education - Press conference release, December 17, 2024
    - Evidence informing base-year allocation inputs; displayed values and growth are calculated: The announced increase in annual NCERT textbook printing from xx.xx to xx.xx supports an educational-demand mechanism, not realized supplier receipts or the modeled forecast share. ([education.gov.in](https://www.education.gov.in/sites/upload_files/mhrd/files/PIB%20releae%20of%20the%20Press%20Conference%20held%20today.pdf))
    - Evidence informing forecast-year allocation inputs; displayed values and growth are calculated: The announced increase in annual NCERT textbook printing from xx.xx to xx.xx supports an educational-demand mechanism, not realized supplier receipts or the modeled forecast share. ([education.gov.in](https://www.education.gov.in/sites/upload_files/mhrd/files/PIB%20releae%20of%20the%20Press%20Conference%20held%20today.pdf))
20. Global Connect - Ingram Content Group
    - Evidence informing base-year allocation inputs; displayed values and growth are calculated: Agreement-dependent network access does not quantify Brazilian commissions or guarantee institutional awards. ([resources.ingramcontent.com](https://resources.ingramcontent.com/publishers/global-connect))
    - Evidence informing forecast-year allocation inputs; displayed values and growth are calculated: Agreement-dependent network access does not quantify Brazilian commissions or guarantee institutional awards. ([resources.ingramcontent.com](https://resources.ingramcontent.com/publishers/global-connect))

21. Paperback and Hardcover Distribution Rights - Kindle Direct Publishing
- Evidence informing base-year allocation inputs; displayed values and growth are calculated: The marketplace-specific physical-book distribution restriction is not evidence of zero Mexican printing and packaging demand. ([kdp.amazon.com](https://kdp.amazon.com/en_US/help/topic/G201834280))
- Evidence informing forecast-year allocation inputs; displayed values and growth are calculated: The marketplace-specific physical-book distribution restriction is not evidence of zero Mexican printing and packaging demand. ([kdp.amazon.com](https://kdp.amazon.com/en_US/help/topic/G201834280))

22. AAP December 2025 StatShot Report
- Evidence informing base-year allocation inputs; displayed values and growth are calculated: Direct publisher-sample religious and trade physical-format receipts provide a category-intensity proxy, subject to explicit geographic and coverage adjustments.
- Evidence informing forecast-year allocation inputs; displayed values and growth are calculated: Direct publisher-sample religious and trade physical-format receipts provide a category-intensity proxy, subject to explicit geographic and coverage adjustments.

11.6. Art & Photography Books

Table 178. Global Book Printing & Packaging Services Market Size, by Art & Photography Books, by Region, 2017-2040 (USD Million)

Region	2017	2024	2025	2026	2027	2032	2040	CAGR (%)
Africa	xx.xx	xx.xx	xx.xx	xx.xx	xx.xx	xx.xx	xx.xx	xx.xx
Asia-Pacific	xx.xx	xx.xx	xx.xx	xx.xx	xx.xx	xx.xx	xx.xx	xx.xx
Europe	xx.xx	xx.xx	xx.xx	xx.xx	xx.xx	xx.xx	xx.xx	xx.xx
Latin America	xx.xx	xx.xx	xx.xx	xx.xx	xx.xx	xx.xx	xx.xx	xx.xx
Middle East	xx.xx	xx.xx	xx.xx	xx.xx	xx.xx	xx.xx	xx.xx	xx.xx
North America	xx.xx	xx.xx	xx.xx	xx.xx	xx.xx	xx.xx	xx.xx	xx.xx
Total	**xx.xx**	**xx.xx**	**xx.xx**	**xx.xx**	**xx.xx**	**xx.xx**	**xx.xx**	**xx.xx**

Table 179. Global Book Printing & Packaging Services Market Size, by Art & Photography Books, by Group, 2017-2040 (USD Million)

Group	2017	2024	2025	2026	2027	2032	2040	CAGR (%)
ASEAN	xx.xx	xx.xx	xx.xx	xx.xx	xx.xx	xx.xx	xx.xx	xx.xx
BRICS	xx.xx	xx.xx	xx.xx	xx.xx	xx.xx	xx.xx	xx.xx	xx.xx
European Union	xx.xx	xx.xx	xx.xx	xx.xx	xx.xx	xx.xx	xx.xx	xx.xx
G7	xx.xx	xx.xx	xx.xx	xx.xx	xx.xx	xx.xx	xx.xx	xx.xx
GCC	xx.xx	xx.xx	xx.xx	xx.xx	xx.xx	xx.xx	xx.xx	xx.xx
NATO	xx.xx	xx.xx	xx.xx	xx.xx	xx.xx	xx.xx	xx.xx	xx.xx

Table 180. Global Book Printing & Packaging Services Market Size, by Art & Photography Books, by Country, 2017-2040 (USD Million)

Country	2017	2024	2025	2026	2027	2032	2040	CAGR (%)
Australia	xx.xx	xx.xx	xx.xx	xx.xx	xx.xx	xx.xx	xx.xx	xx.xx
Brazil	xx.xx	xx.xx	xx.xx	xx.xx	xx.xx	xx.xx	xx.xx	xx.xx
Canada	xx.xx	xx.xx	xx.xx	xx.xx	xx.xx	xx.xx	xx.xx	xx.xx
China	xx.xx	xx.xx	xx.xx	xx.xx	xx.xx	xx.xx	xx.xx	xx.xx
France	xx.xx	xx.xx	xx.xx	xx.xx	xx.xx	xx.xx	xx.xx	xx.xx
Germany	xx.xx	xx.xx	xx.xx	xx.xx	xx.xx	xx.xx	xx.xx	xx.xx
India	xx.xx	xx.xx	xx.xx	xx.xx	xx.xx	xx.xx	xx.xx	xx.xx
Italy	xx.xx	xx.xx	xx.xx	xx.xx	xx.xx	xx.xx	xx.xx	xx.xx
Japan	xx.xx	xx.xx	xx.xx	xx.xx	xx.xx	xx.xx	xx.xx	xx.xx
Mexico	xx.xx	xx.xx	xx.xx	xx.xx	xx.xx	xx.xx	xx.xx	xx.xx
Russia	xx.xx	xx.xx	xx.xx	xx.xx	xx.xx	xx.xx	xx.xx	xx.xx
South Korea	xx.xx	xx.xx	xx.xx	xx.xx	xx.xx	xx.xx	xx.xx	xx.xx
Spain	xx.xx	xx.xx	xx.xx	xx.xx	xx.xx	xx.xx	xx.xx	xx.xx
United Kingdom	xx.xx	xx.xx	xx.xx	xx.xx	xx.xx	xx.xx	xx.xx	xx.xx
United States	xx.xx	xx.xx	xx.xx	xx.xx	xx.xx	xx.xx	xx.xx	xx.xx
Others	xx.xx	xx.xx	xx.xx	xx.xx	xx.xx	xx.xx	xx.xx	xx.xx
Total	**xx.xx**	**xx.xx**	**xx.xx**	**xx.xx**	**xx.xx**	**xx.xx**	**xx.xx**	**xx.xx**

Sources & Evidence

1. UNESCO - Revised Recommendation concerning the International Standardization of Statistics on the Production and Distribution of Books, Newspapers and Periodicals

   · Taxonomy evidence: Paginated collections of art reproductions with explanatory text are recognized as book publications.
   ([unesco.org](https://www.unesco.org/en/legal-affairs/revised-recommendation-concerning-international-standardization-statistics-production-and))

2. National Museum of the Philippines - Notice of Award: Printing and Publication, Exhibition Catalogue, April 28, 2025

   · Taxonomy evidence: The April xx.xx 2025 notice awards a project specifically described as printing and publication of an exhibition catalog. It establishes a dated commissioned category, not completed delivery or the entire art-book market.
   ([weblinks.nationalmuseum.gov.ph](https://weblinks.nationalmuseum.gov.ph/wp-content/uploads/2025/xx.xx/xx.xx/DX-2500N_20250429_044213.pdf))

3. EDItEUR - Thema Subject Categories, The Arts

   · Taxonomy evidence: Thema recognizes arts publications for specialist and general audiences, including highly illustrated and text-based works. Subject identity alone therefore does not establish the proposed visual-presentation purpose; the job brief supplies that allocation.
   ([ns.editeur.org](https://ns.editeur.org/thema/en/A))

4. European Book Publishing Statistics 2024
   - Evidence informing the 2024 market-value input; displayed series and growth include calculations: European publishers reported approximately EUR xx.xx of net book-sales revenue in 2024. The disclosed ebook and audiobook proportions inform the modeled xx.xx% physical-book revenue proportion; publisher revenue is an input, not printing-service revenue.
   - Evidence informing the 2025 market-value input; displayed series and growth include calculations: The 2024 publisher-revenue and format observations provide the European demand input carried into the 2025 estimate.
   - Evidence informing base-year allocation inputs; displayed values and growth are calculated: EUR xx.xx of 2024 publisher revenue and weakening physical volumes constrain the European demand weight and forecast, not directly observed service shares.
   ([fep-fee.eu](https://www.fep-fee.eu/European-Book-Publishing-Statistics-2024))
   - Evidence informing forecast-year allocation inputs; displayed values and growth are calculated: EUR xx.xx of 2024 publisher revenue and weakening physical volumes constrain the European demand weight and forecast, not directly observed service shares.
   ([fep-fee.eu](https://www.fep-fee.eu/European-Book-Publishing-Statistics-2024))

5. The Global Publishing Industry in 2022

- Evidence informing the 2024 market-value input; displayed series and growth include calculations: Table xx.xx supplies country-level publishing revenues and identifies differences between retail-value, publisher-revenue, print-only and prior-year observations. Selected non-European country observations are adjusted for physical formats and period before estimating production spending.
- Evidence informing the 2025 market-value input; displayed series and growth include calculations: The selected country observations contribute to the demand pool underlying the 2025 working estimate. Nielsen retail datasets elsewhere in the publication are not used.
- Evidence informing base-year allocation inputs; displayed values and growth are calculated: Country revenue/format proxies constrain commissioning weights. ([wipo.int](https://www.wipo.int/edocs/pubdocs/en/wipo-pub-xx.xx-2023-xx.xx-en-the-global-publishing-industry-in-2022.pdf))
- Evidence informing forecast-year allocation inputs; displayed values and growth are calculated: Country revenue/format proxies constrain commissioning weights. ([wipo.int](https://www.wipo.int/edocs/pubdocs/en/wipo-pub-xx.xx-2023-xx.xx-en-the-global-publishing-industry-in-2022.pdf))
- Evidence informing base-year allocation inputs; displayed values and growth are calculated: Revenue and registration proxies constrain allocation. ([wipo.int](https://www.wipo.int/edocs/pubdocs/en/wipo-pub-xx.xx-2023-xx.xx-en-the-global-publishing-industry-in-2022.pdf))
- Evidence informing forecast-year allocation inputs; displayed values and growth are calculated: Revenue and registration proxies constrain allocation. ([wipo.int](https://www.wipo.int/edocs/pubdocs/en/wipo-pub-xx.xx-2023-xx.xx-en-the-global-publishing-industry-in-2022.pdf))
- Evidence informing base-year allocation inputs; displayed values and growth are calculated: Revenue, format and title proxies constrain allocation. ([wipo.int](https://www.wipo.int/edocs/pubdocs/en/wipo-pub-xx.xx-2023-xx.xx-en-the-global-publishing-industry-in-2022.pdf))
- Evidence informing forecast-year allocation inputs; displayed values and growth are calculated: Revenue, format and title proxies constrain allocation. ([wipo.int](https://www.wipo.int/edocs/pubdocs/en/wipo-pub-xx.xx-2023-xx.xx-en-the-global-publishing-industry-in-2022.pdf))
- Evidence informing base-year allocation inputs; displayed values and growth are calculated: Turkish revenue constrains regional commissioning scale. ([wipo.int](https://www.wipo.int/edocs/pubdocs/en/wipo-pub-xx.xx-2023-xx.xx-en-the-global-publishing-industry-in-2022.pdf))
- Evidence informing forecast-year allocation inputs; displayed values and growth are calculated: Turkish revenue constrains regional commissioning scale. ([wipo.int](https://www.wipo.int/edocs/pubdocs/en/wipo-pub-xx.xx-2023-xx.xx-en-the-global-publishing-industry-in-2022.pdf))
- Evidence informing base-year allocation inputs; displayed values and growth are calculated: Nigerian registration activity supplies a modeled-demand input. ([wipo.int](https://www.wipo.int/edocs/pubdocs/en/wipo-pub-xx.xx-2023-xx.xx-en-the-global-publishing-industry-in-2022.pdf))
- Evidence informing forecast-year allocation inputs; displayed values and growth are calculated: Nigerian registration activity supplies a modeled-demand input. ([wipo.int](https://www.wipo.int/edocs/pubdocs/en/wipo-pub-xx.xx-2023-xx.xx-en-the-global-publishing-industry-in-2022.pdf))
- Evidence informing base-year allocation inputs; displayed values and growth are calculated: Country revenue, format and registration proxies constrain allocation. ([wipo.int](https://www.wipo.int/edocs/pubdocs/en/wipo-pub-xx.xx-2023-xx.xx-en-the-global-publishing-industry-in-2022.pdf))
- Evidence informing forecast-year allocation inputs; displayed values and growth are calculated: Country revenue, format and registration proxies constrain allocation. ([wipo.int](https://www.wipo.int/edocs/pubdocs/en/wipo-pub-xx.xx-2023-xx.xx-en-the-global-publishing-industry-in-2022.pdf))

6. 2024 年新闻出版统计公报

· Evidence informing the 2024 market-value input; displayed series and growth include calculations: For 2024, the official table reports xx.xx book copies or sheets and CNY xx.xx of book-publishing revenue. These constrain the demand bridge and historical contraction, rather than directly measuring printing-service sales.

· Evidence informing the 2025 market-value input; displayed series and growth include calculations: The 2024 book-publishing observation supplies the Chinese demand primitive for the 2025 model.

· Evidence informing base-year allocation inputs; displayed values and growth are calculated: 2024 book-publishing revenue of CNY xx.xx supplies the physical-demand proxy; reported output contraction qualifies growth assumptions. ([nppa.gov.cn](https://www.nppa.gov.cn/xxgk/fdzdgknr/tjxx/xx.xx/P020251218382424228218.pdf))

· Evidence informing forecast-year allocation inputs; displayed values and growth are calculated: 2024 book-publishing revenue of CNY xx.xx supplies the physical-demand proxy; reported output contraction qualifies growth assumptions. ([nppa.gov.cn](https://www.nppa.gov.cn/xxgk/fdzdgknr/tjxx/xx.xx/P020251218382424228218.pdf))

· Evidence informing base-year allocation inputs; displayed values and growth are calculated: The Chinese book-publishing observation is a major regional demand input, distinct from all printing and packaging industry revenue. ([nppa.gov.cn](https://www.nppa.gov.cn/xxgk/fdzdgknr/tjxx/xx.xx/P020251218382424228218.pdf))

· Evidence informing forecast-year allocation inputs; displayed values and growth are calculated: The Chinese book-publishing observation is a major regional demand input, distinct from all printing and packaging industry revenue. ([nppa.gov.cn](https://www.nppa.gov.cn/xxgk/fdzdgknr/tjxx/xx.xx/P020251218382424228218.pdf))

7. Foreign Exchange Rates - G.5A Annual, January 5, 2026

· Evidence informing the 2024 market-value input; displayed series and growth include calculations: The official 2024 annual-average conversion inputs are USD xx.xx per EUR, CNY xx.xx per USD and CAD xx.xx per USD.

· Evidence informing the 2025 market-value input; displayed series and growth include calculations: The exchange-rate table establishes the conversion basis of the preceding-year demand inputs used in the 2025 estimate; subsequent effective-USD price assumptions are modeled separately.

8. Book publishing industry, 2024 - Statistics Canada

· Evidence informing the 2024 market-value input; displayed series and growth include calculations: Canadian publishers reported CAD xx.xx of print sales outside the online category and CAD xx.xx of online print sales in 2024. Their sum, rather than total operating revenue, supplies the physical-book demand input.

· Evidence informing the 2025 market-value input; displayed series and growth include calculations: Reported cost of goods sold of CAD xx.xx, up CAD xx.xx from 2022, supplies a cost-pressure cross-check, not a directly attributable printing-services total.

· Evidence informing base-year allocation inputs; displayed values and growth are calculated: CAD xx.xx plus CAD xx.xx of print sales supplies a physical-book commissioning proxy; digital growth constrains the forecast mix. ([www150.statcan.gc.ca](https://www150.statcan.gc.ca/n1/daily-quotidien/xx.xx/dq260205b-eng.pdf))

· Evidence informing forecast-year allocation inputs; displayed values and growth are calculated: CAD xx.xx plus CAD xx.xx of print sales supplies a physical-book commissioning proxy; digital growth constrains the forecast mix. ([www150.statcan.gc.ca](https://www150.statcan.gc.ca/n1/daily-quotidien/xx.xx/dq260205b-eng.pdf))

· Evidence informing base-year allocation inputs; displayed values and growth are calculated: The Canadian physical-book input contributes to the North American demand index; it is publisher revenue, not service receipts. ([www150.statcan.gc.ca](https://www150.statcan.gc.ca/n1/daily-quotidien/xx.xx/dq260205b-eng.pdf))

· Evidence informing forecast-year allocation inputs; displayed values and growth are calculated: The Canadian physical-book input contributes to the North American demand index; it is publisher revenue, not service receipts. ([www150.statcan.gc.ca](https://www150.statcan.gc.ca/n1/daily-quotidien/xx.xx/dq260205b-eng.pdf))

9. U.S. Census Bureau - Books Printing: Shipments, annual table
   - Evidence informing the 2017 market-value input; displayed series and growth include calculations: U.S. books-printing shipments were USD xx.xx in 2017; this is a national production anchor for the historical model.
   - Evidence informing the 2018 market-value input; displayed series and growth include calculations: U.S. books-printing shipments were USD xx.xx in 2018.
   - Evidence informing the 2019 market-value input; displayed series and growth include calculations: U.S. books-printing shipments were USD xx.xx in 2019.
   - Evidence informing the 2020 market-value input; displayed series and growth include calculations: U.S. books-printing shipments were USD xx.xx in 2020.
   - Evidence informing the 2021 market-value input; displayed series and growth include calculations: U.S. books-printing shipments were USD xx.xx in 2021.
   - Evidence informing the 2022 market-value input; displayed series and growth include calculations: U.S. books-printing shipments were USD xx.xx in 2022.
   - Evidence informing the 2024 market-value input; displayed series and growth include calculations: U.S. books-printing shipments were USD xx.xx in 2024. This national industrial measure is narrower than the composite global service boundary.
10. U.S. Census Bureau - Book Publishers, All Establishments: Revenue, annual table
   - Evidence informing the 2024 market-value input; displayed series and growth include calculations: The Census annual series reports USD xx.xx of U.S. book-publisher revenue for 2024. A modeled xx.xx% physical-book proportion excludes digital and other adjacent receipts.
   - Evidence informing the 2025 market-value input; displayed series and growth include calculations: The 2024 Census observation replaces an older survey-based U.S. revenue bridge in the demand pool underlying 2025.
   - Evidence informing base-year allocation inputs; displayed values and growth are calculated: The official Census revenue-series page defines the publisher-receipt measure underlying the retained U.S. input; the exact 2024 cell was not independently re-extracted. ([fred.stlouisfed.org](https://fred.stlouisfed.org/data/AIES51113RCT00US))
   - Evidence informing forecast-year allocation inputs; displayed values and growth are calculated: The official Census revenue-series page defines the publisher-receipt measure underlying the retained U.S. input; the exact 2024 cell was not independently re-extracted. ([fred.stlouisfed.org](https://fred.stlouisfed.org/data/AIES51113RCT00US))
11. Scholastic Corporation - Form 10-K for the year ended May 31, 2025
   - Evidence informing the 2024 market-value input; displayed series and growth include calculations: Scholastic's fiscal 2024 product, service, production and inventory-reserve costs were xx.xx% of revenue; postage, freight, shipping, fulfillment and other costs were xx.xx%. These broad categories constrain, but do not directly establish, eligible outsourced-service spending.
   - Evidence informing the 2025 market-value input; displayed series and growth include calculations: The corresponding fiscal 2025 proportions were xx.xx% and xx.xx%. Royalties and prepublication amortization are separately disclosed, allowing their exclusion from the service-market bridge.

12. CEWE achieves all targets in 2025 and aims to further increase revenue and earnings in 2026

- Evidence informing the 2025 market-value input; displayed series and growth include calculations: CEWE reported xx.xx CEWE PHOTOBOOK copies in 2025 versus xx.xx in 2024, supporting a positive specialty-book volume assumption without establishing global adoption.
- Evidence informing the 2026 market-value input; displayed series and growth include calculations: Observed 2025 photobook growth informs the specialty-demand assumption for 2026; the market value remains modeled.
- Evidence informing the 2032 market-value input; displayed series and growth include calculations: The observed specialty-book activity is a starting condition for the forecast, not independent proof of continued growth through 2032.
- Evidence informing the 2040 market-value input; displayed series and growth include calculations: The forecast explicitly slows specialty-demand growth after 2032; this source supplies the initial commercial observation, not the long-term growth rate.
- Evidence informing base-year allocation inputs; displayed values and growth are calculated: Company photobook activity constrains the materiality of specialty commissions; it does not establish the modeled European specialty multiplier or continued growth through 2032. ([ir.cewe.de](https://ir.cewe.de/en/news/cewe-achieves-all-targets-in-2025-and-aims-to-further-increase-revenue-and-earnings-in/70292c17-c943-xx.xx-bd11-4323b6ce54d8))
- Evidence informing forecast-year allocation inputs; displayed values and growth are calculated: Company photobook activity constrains the materiality of specialty commissions; it does not establish the modeled European specialty multiplier or continued growth through 2032. ([ir.cewe.de](https://ir.cewe.de/en/news/cewe-achieves-all-targets-in-2025-and-aims-to-further-increase-revenue-and-earnings-in/70292c17-c943-xx.xx-bd11-4323b6ce54d8))

13. Paperback Printing Cost - Kindle Direct Publishing

- Evidence informing the 2025 market-value input; displayed series and growth include calculations: The inspected U.S. paperback schedule charges USD xx.xx plus USD xx.xx per page for the specified regular-trim black-ink category. It provides a contemporary commercial price comparison for the assumed USD xx.xx self-publishing production receipt, not an observed historical price or volume.
- Evidence informing the 2026 market-value input; displayed series and growth include calculations: The schedule distinguishes printing charges from royalties and retail list prices, supporting the production-receipt boundary used in the estimate.

14. European Book Publishing Statistics 2017

- Evidence informing the 2017 market-value input; displayed series and growth include calculations: The association's primary survey reports approximately EUR xx.xx of European net publisher revenue for 2017, constraining the pre-pandemic demand level.

15. European Book Publishing Statistics 2019

- Evidence informing the 2018 market-value input; displayed series and growth include calculations: The association reports approximately EUR xx.xx of publisher revenue for 2018.
- Evidence informing the 2019 market-value input; displayed series and growth include calculations: The association reports approximately EUR xx.xx for 2019 and identifies a questionnaire change that limits exact comparability with earlier observations.

16. 2021 年新闻出版产业分析报告

- Evidence informing the 2020 market-value input; displayed series and growth include calculations: The official report's 2021 comparison identifies a substantial rebound from 2020, constraining the pandemic-recovery bridge.
- Evidence informing the 2021 market-value input; displayed series and growth include calculations: China reported xx.xx book copies or sheets in 2021, up xx.xx%; the report also distinguishes textbook output and reprints.

17. European Book Publishing Statistics 2023

- Evidence informing the 2022 market-value input; displayed series and growth include calculations: European net publisher revenue was approximately EUR xx.xx in 2022; the association describes paper-cost pressure and price-led growth.

18. Foreign Exchange Rates - G.5A Annual, January 5, 2026
    - Evidence informing base-year allocation inputs; displayed values and growth are calculated: Official annual-average exchange-rate methodology supports the frozen common-USD conversion convention; it does not measure service demand. ([federalreserve.gov](https://www.federalreserve.gov/releases/g5a/xx.xx/))
    - Evidence informing forecast-year allocation inputs; displayed values and growth are calculated: Official annual-average exchange-rate methodology supports the frozen common-USD conversion convention; it does not measure service demand. ([federalreserve.gov](https://www.federalreserve.gov/releases/g5a/xx.xx/))
    - Evidence informing base-year allocation inputs; displayed values and growth are calculated: The annual currency-conversion convention prevents mixing local-currency demand inputs with USD allocation weights. ([federalreserve.gov](https://www.federalreserve.gov/releases/g5a/xx.xx/))
    - Evidence informing forecast-year allocation inputs; displayed values and growth are calculated: The annual currency-conversion convention prevents mixing local-currency demand inputs with USD allocation weights. ([federalreserve.gov](https://www.federalreserve.gov/releases/g5a/xx.xx/))
19. GCC Statistical Center - Education Statistics 2024 announcement, March 23, 2026
    - Evidence informing base-year allocation inputs; displayed values and growth are calculated: Approximately xx.xx general-school pupils constrain the regional educational customer pool; national apportionment and monetization are assumed. ([gccstat.org](https://www.gccstat.org/news/xx.xx))
    - Evidence informing forecast-year allocation inputs; displayed values and growth are calculated: Approximately xx.xx general-school pupils constrain the regional educational customer pool; national apportionment and monetization are assumed. ([gccstat.org](https://www.gccstat.org/news/xx.xx))
20. South African Book Publishing Industry Survey 2023-2024
    - Evidence informing base-year allocation inputs; displayed values and growth are calculated: The transparent national publisher survey supplies a regional commercial comparator, not an observed African printing-service total. ([publishsa.co.za](https://publishsa.co.za/wp-content/uploads/2025/xx.xx/South-African-Book-Publishing-Industry-Survey-2023-2024.pdf))
    - Evidence informing forecast-year allocation inputs; displayed values and growth are calculated: The transparent national publisher survey supplies a regional commercial comparator, not an observed African printing-service total. ([publishsa.co.za](https://publishsa.co.za/wp-content/uploads/2025/xx.xx/South-African-Book-Publishing-Industry-Survey-2023-2024.pdf))
21. Ministry of Education - Press conference release, December 17, 2024
    - Evidence informing base-year allocation inputs; displayed values and growth are calculated: The announced increase in annual NCERT textbook printing from xx.xx to xx.xx supports an educational-demand mechanism, not realized supplier receipts or the modeled forecast share. ([education.gov.in](https://www.education.gov.in/sites/upload_files/mhrd/files/PIB%20releae%20of%20the%20Press%20Conference%20held%20today.pdf))
    - Evidence informing forecast-year allocation inputs; displayed values and growth are calculated: The announced increase in annual NCERT textbook printing from xx.xx to xx.xx supports an educational-demand mechanism, not realized supplier receipts or the modeled forecast share. ([education.gov.in](https://www.education.gov.in/sites/upload_files/mhrd/files/PIB%20releae%20of%20the%20Press%20Conference%20held%20today.pdf))
22. Global Connect - Ingram Content Group
    - Evidence informing base-year allocation inputs; displayed values and growth are calculated: Agreement-dependent network access does not quantify Brazilian commissions or guarantee institutional awards. ([resources.ingramcontent.com](https://resources.ingramcontent.com/publishers/global-connect))
    - Evidence informing forecast-year allocation inputs; displayed values and growth are calculated: Agreement-dependent network access does not quantify Brazilian commissions or guarantee institutional awards. ([resources.ingramcontent.com](https://resources.ingramcontent.com/publishers/global-connect))

23. Paperback and Hardcover Distribution Rights - Kindle Direct Publishing
    - Evidence informing base-year allocation inputs; displayed values and growth are calculated: The marketplace-specific physical-book distribution restriction is not evidence of zero Mexican printing and packaging demand. ([kdp.amazon.com](https://kdp.amazon.com/en_US/help/topic/G201834280))
    - Evidence informing forecast-year allocation inputs; displayed values and growth are calculated: The marketplace-specific physical-book distribution restriction is not evidence of zero Mexican printing and packaging demand. ([kdp.amazon.com](https://kdp.amazon.com/en_US/help/topic/G201834280))

11.7. Activity & Puzzle Books

Table 181. Global Book Printing & Packaging Services Market Size, by Activity & Puzzle Books, by Region, 2017-2040 (USD Million)

Region	2017	2024	2025	2026	2027	2032	2040	CAGR (%)
Africa	xx.xx	xx.xx	xx.xx	xx.xx	xx.xx	xx.xx	xx.xx	xx.xx
Asia-Pacific	xx.xx	xx.xx	xx.xx	xx.xx	xx.xx	xx.xx	xx.xx	xx.xx
Europe	xx.xx	xx.xx	xx.xx	xx.xx	xx.xx	xx.xx	xx.xx	xx.xx
Latin America	xx.xx	xx.xx	xx.xx	xx.xx	xx.xx	xx.xx	xx.xx	xx.xx
Middle East	xx.xx	xx.xx	xx.xx	xx.xx	xx.xx	xx.xx	xx.xx	xx.xx
North America	xx.xx	xx.xx	xx.xx	xx.xx	xx.xx	xx.xx	xx.xx	xx.xx
Total	**xx.xx**	**xx.xx**	**xx.xx**	**xx.xx**	**xx.xx**	**xx.xx**	**xx.xx**	**xx.xx**

Table 182. Global Book Printing & Packaging Services Market Size, by Activity & Puzzle Books, by Group, 2017-2040 (USD Million)

Group	2017	2024	2025	2026	2027	2032	2040	CAGR (%)
ASEAN	xx.xx	xx.xx	xx.xx	xx.xx	xx.xx	xx.xx	xx.xx	xx.xx
BRICS	xx.xx	xx.xx	xx.xx	xx.xx	xx.xx	xx.xx	xx.xx	xx.xx
European Union	xx.xx	xx.xx	xx.xx	xx.xx	xx.xx	xx.xx	xx.xx	xx.xx
G7	xx.xx	xx.xx	xx.xx	xx.xx	xx.xx	xx.xx	xx.xx	xx.xx
GCC	xx.xx	xx.xx	xx.xx	xx.xx	xx.xx	xx.xx	xx.xx	xx.xx
NATO	xx.xx	xx.xx	xx.xx	xx.xx	xx.xx	xx.xx	xx.xx	xx.xx

Table 183. Global Book Printing & Packaging Services Market Size, by Activity & Puzzle Books, by Country, 2017-2040 (USD Million)

Country	2017	2024	2025	2026	2027	2032	2040	CAGR (%)
Australia	xx.xx	xx.xx	xx.xx	xx.xx	xx.xx	xx.xx	xx.xx	xx.xx
Brazil	xx.xx	xx.xx	xx.xx	xx.xx	xx.xx	xx.xx	xx.xx	xx.xx
Canada	xx.xx	xx.xx	xx.xx	xx.xx	xx.xx	xx.xx	xx.xx	xx.xx
China	xx.xx	xx.xx	xx.xx	xx.xx	xx.xx	xx.xx	xx.xx	xx.xx
France	xx.xx	xx.xx	xx.xx	xx.xx	xx.xx	xx.xx	xx.xx	xx.xx
Germany	xx.xx	xx.xx	xx.xx	xx.xx	xx.xx	xx.xx	xx.xx	xx.xx
India	xx.xx	xx.xx	xx.xx	xx.xx	xx.xx	xx.xx	xx.xx	xx.xx
Italy	xx.xx	xx.xx	xx.xx	xx.xx	xx.xx	xx.xx	xx.xx	xx.xx
Japan	xx.xx	xx.xx	xx.xx	xx.xx	xx.xx	xx.xx	xx.xx	xx.xx
Mexico	xx.xx	xx.xx	xx.xx	xx.xx	xx.xx	xx.xx	xx.xx	xx.xx
Russia	xx.xx	xx.xx	xx.xx	xx.xx	xx.xx	xx.xx	xx.xx	xx.xx
South Korea	xx.xx	xx.xx	xx.xx	xx.xx	xx.xx	xx.xx	xx.xx	xx.xx
Spain	xx.xx	xx.xx	xx.xx	xx.xx	xx.xx	xx.xx	xx.xx	xx.xx
United Kingdom	xx.xx	xx.xx	xx.xx	xx.xx	xx.xx	xx.xx	xx.xx	xx.xx
United States	xx.xx	xx.xx	xx.xx	xx.xx	xx.xx	xx.xx	xx.xx	xx.xx
Others	xx.xx	xx.xx	xx.xx	xx.xx	xx.xx	xx.xx	xx.xx	xx.xx
Total	**xx.xx**	**xx.xx**	**xx.xx**	**xx.xx**	**xx.xx**	**xx.xx**	**xx.xx**	**xx.xx**

Sources & Evidence

1. U.S. Census Bureau - 2022 Economic Census, Books Printing Questionnaire MC-32312
   - Taxonomy evidence: Coloring books are included in recognized book-printing output. ([bhs.econ.census.gov](https://bhs.econ.census.gov/ombpdfs2022/export/2022_MC-32312_su.pdf))
   - Taxonomy evidence: The general-book product line expressly includes coloring books. ([bhs.econ.census.gov](https://bhs.econ.census.gov/ombpdfs2022/export/2022_MC-32312_su.pdf))
   - Evidence informing base-year allocation inputs; displayed values and growth are calculated: Recognized coloring-book output supports treating recreational activity commissions separately from institutional textbooks according to purpose.
   - Evidence informing forecast-year allocation inputs; displayed values and growth are calculated: Recognized coloring-book output supports treating recreational activity commissions separately from institutional textbooks according to purpose.
2. HM Revenue & Customs - VBOOKS3130: Books and Booklets, Function
   - Taxonomy evidence: Crossword and puzzle books are explicitly recognized, supporting product identity alongside content-bearing workbooks. ([gov.uk](https://www.gov.uk/hmrc-internal-manuals/vat-books/vbooks3130))
   - Taxonomy evidence: The official manual separately discusses crossword and puzzle books for adults and children, supporting their product identity. National tax treatment is not applied as a global market-inclusion rule. ([gov.uk](https://www.gov.uk/hmrc-internal-manuals/vat-books/vbooks3130))

3. European Book Publishing Statistics 2024

- Evidence informing the 2024 market-value input; displayed series and growth include calculations: European publishers reported approximately EUR xx.xx of net book-sales revenue in 2024. The disclosed ebook and audiobook proportions inform the modeled xx.xx% physical-book revenue proportion; publisher revenue is an input, not printing-service revenue.
- Evidence informing the 2025 market-value input; displayed series and growth include calculations: The 2024 publisher-revenue and format observations provide the European demand input carried into the 2025 estimate.
- Evidence informing base-year allocation inputs; displayed values and growth are calculated: EUR xx.xx of 2024 publisher revenue and weakening physical volumes constrain the European demand weight and forecast, not directly observed service shares.
([fep-fee.eu](https://www.fep-fee.eu/European-Book-Publishing-Statistics-2024))
- Evidence informing forecast-year allocation inputs; displayed values and growth are calculated: EUR xx.xx of 2024 publisher revenue and weakening physical volumes constrain the European demand weight and forecast, not directly observed service shares.
([fep-fee.eu](https://www.fep-fee.eu/European-Book-Publishing-Statistics-2024))

4. The Global Publishing Industry in 2022

- Evidence informing the 2024 market-value input; displayed series and growth include calculations: Table xx.xx supplies country-level publishing revenues and identifies differences between retail-value, publisher-revenue, print-only and prior-year observations. Selected non-European country observations are adjusted for physical formats and period before estimating production spending.
- Evidence informing the 2025 market-value input; displayed series and growth include calculations: The selected country observations contribute to the demand pool underlying the 2025 working estimate. Nielsen retail datasets elsewhere in the publication are not used.
- Evidence informing base-year allocation inputs; displayed values and growth are calculated: Country revenue/format proxies constrain commissioning weights. ([wipo.int](https://www.wipo.int/edocs/pubdocs/en/wipo-pub-xx.xx-2023-xx.xx-en-the-global-publishing-industry-in-2022.pdf))
- Evidence informing forecast-year allocation inputs; displayed values and growth are calculated: Country revenue/format proxies constrain commissioning weights. ([wipo.int](https://www.wipo.int/edocs/pubdocs/en/wipo-pub-xx.xx-2023-xx.xx-en-the-global-publishing-industry-in-2022.pdf))
- Evidence informing base-year allocation inputs; displayed values and growth are calculated: Revenue and registration proxies constrain allocation. ([wipo.int](https://www.wipo.int/edocs/pubdocs/en/wipo-pub-xx.xx-2023-xx.xx-en-the-global-publishing-industry-in-2022.pdf))
- Evidence informing forecast-year allocation inputs; displayed values and growth are calculated: Revenue and registration proxies constrain allocation. ([wipo.int](https://www.wipo.int/edocs/pubdocs/en/wipo-pub-xx.xx-2023-xx.xx-en-the-global-publishing-industry-in-2022.pdf))
- Evidence informing base-year allocation inputs; displayed values and growth are calculated: Revenue, format and title proxies constrain allocation. ([wipo.int](https://www.wipo.int/edocs/pubdocs/en/wipo-pub-xx.xx-2023-xx.xx-en-the-global-publishing-industry-in-2022.pdf))
- Evidence informing forecast-year allocation inputs; displayed values and growth are calculated: Revenue, format and title proxies constrain allocation. ([wipo.int](https://www.wipo.int/edocs/pubdocs/en/wipo-pub-xx.xx-2023-xx.xx-en-the-global-publishing-industry-in-2022.pdf))
- Evidence informing base-year allocation inputs; displayed values and growth are calculated: Turkish revenue constrains regional commissioning scale. ([wipo.int](https://www.wipo.int/edocs/pubdocs/en/wipo-pub-xx.xx-2023-xx.xx-en-the-global-publishing-industry-in-2022.pdf))
- Evidence informing forecast-year allocation inputs; displayed values and growth are calculated: Turkish revenue constrains regional commissioning scale. ([wipo.int](https://www.wipo.int/edocs/pubdocs/en/wipo-pub-xx.xx-2023-xx.xx-en-the-global-publishing-industry-in-2022.pdf))
- Evidence informing base-year allocation inputs; displayed values and growth are calculated: Nigerian registration activity supplies a modeled-demand input. ([wipo.int](https://www.wipo.int/edocs/pubdocs/en/wipo-pub-xx.xx-2023-xx.xx-en-the-global-publishing-industry-in-2022.pdf))
- Evidence informing forecast-year allocation inputs; displayed values and growth are calculated: Nigerian registration activity supplies a modeled-demand input. ([wipo.int](https://www.wipo.int/edocs/pubdocs/en/wipo-pub-xx.xx-2023-xx.xx-en-the-global-publishing-industry-in-2022.pdf))
- Evidence informing base-year allocation inputs; displayed values and growth are calculated: Country revenue, format and registration proxies constrain allocation. ([wipo.int](https://www.wipo.int/edocs/pubdocs/en/wipo-pub-xx.xx-2023-xx.xx-en-the-global-publishing-industry-in-2022.pdf))
- Evidence informing forecast-year allocation inputs; displayed values and growth are calculated: Country revenue, format and registration proxies constrain allocation. ([wipo.int](https://www.wipo.int/edocs/pubdocs/en/wipo-pub-xx.xx-2023-xx.xx-en-the-global-publishing-industry-in-2022.pdf))
- Evidence informing base-year allocation inputs; displayed values and growth are calculated: Reported children's-book revenue supplies the starting monetary input for the explicitly adjusted activity-book weight, not an observed activity share.
- Evidence informing forecast-year allocation inputs; displayed values and growth are calculated: Reported children's-book revenue supplies the starting monetary input for the explicitly adjusted activity-book weight, not an observed activity share.

5. 2024 年新闻出版统计公报

· Evidence informing the 2024 market-value input; displayed series and growth include calculations: For 2024, the official table reports xx.xx book copies or sheets and CNY xx.xx of book-publishing revenue. These constrain the demand bridge and historical contraction, rather than directly measuring printing-service sales.

· Evidence informing the 2025 market-value input; displayed series and growth include calculations: The 2024 book-publishing observation supplies the Chinese demand primitive for the 2025 model.

· Evidence informing base-year allocation inputs; displayed values and growth are calculated: 2024 book-publishing revenue of CNY xx.xx supplies the physical-demand proxy; reported output contraction qualifies growth assumptions. ([nppa.gov.cn](https://www.nppa.gov.cn/xxgk/fdzdgknr/tjxx/xx.xx/P020251218382424228218.pdf))

· Evidence informing forecast-year allocation inputs; displayed values and growth are calculated: 2024 book-publishing revenue of CNY xx.xx supplies the physical-demand proxy; reported output contraction qualifies growth assumptions. ([nppa.gov.cn](https://www.nppa.gov.cn/xxgk/fdzdgknr/tjxx/xx.xx/P020251218382424228218.pdf))

· Evidence informing base-year allocation inputs; displayed values and growth are calculated: The Chinese book-publishing observation is a major regional demand input, distinct from all printing and packaging industry revenue. ([nppa.gov.cn](https://www.nppa.gov.cn/xxgk/fdzdgknr/tjxx/xx.xx/P020251218382424228218.pdf))

· Evidence informing forecast-year allocation inputs; displayed values and growth are calculated: The Chinese book-publishing observation is a major regional demand input, distinct from all printing and packaging industry revenue. ([nppa.gov.cn](https://www.nppa.gov.cn/xxgk/fdzdgknr/tjxx/xx.xx/P020251218382424228218.pdf))

6. Foreign Exchange Rates - G.5A Annual, January 5, 2026

· Evidence informing the 2024 market-value input; displayed series and growth include calculations: The official 2024 annual-average conversion inputs are USD xx.xx per EUR, CNY xx.xx per USD and CAD xx.xx per USD.

· Evidence informing the 2025 market-value input; displayed series and growth include calculations: The exchange-rate table establishes the conversion basis of the preceding-year demand inputs used in the 2025 estimate; subsequent effective-USD price assumptions are modeled separately.

7. Book publishing industry, 2024 - Statistics Canada

· Evidence informing the 2024 market-value input; displayed series and growth include calculations: Canadian publishers reported CAD xx.xx of print sales outside the online category and CAD xx.xx of online print sales in 2024. Their sum, rather than total operating revenue, supplies the physical-book demand input.

· Evidence informing the 2025 market-value input; displayed series and growth include calculations: Reported cost of goods sold of CAD xx.xx, up CAD xx.xx from 2022, supplies a cost-pressure cross-check, not a directly attributable printing-services total.

· Evidence informing base-year allocation inputs; displayed values and growth are calculated: CAD xx.xx plus CAD xx.xx of print sales supplies a physical-book commissioning proxy; digital growth constrains the forecast mix. ([www150.statcan.gc.ca](https://www150.statcan.gc.ca/n1/daily-quotidien/xx.xx/dq260205b-eng.pdf))

· Evidence informing forecast-year allocation inputs; displayed values and growth are calculated: CAD xx.xx plus CAD xx.xx of print sales supplies a physical-book commissioning proxy; digital growth constrains the forecast mix. ([www150.statcan.gc.ca](https://www150.statcan.gc.ca/n1/daily-quotidien/xx.xx/dq260205b-eng.pdf))

· Evidence informing base-year allocation inputs; displayed values and growth are calculated: The Canadian physical-book input contributes to the North American demand index; it is publisher revenue, not service receipts. ([www150.statcan.gc.ca](https://www150.statcan.gc.ca/n1/daily-quotidien/xx.xx/dq260205b-eng.pdf))

· Evidence informing forecast-year allocation inputs; displayed values and growth are calculated: The Canadian physical-book input contributes to the North American demand index; it is publisher revenue, not service receipts. ([www150.statcan.gc.ca](https://www150.statcan.gc.ca/n1/daily-quotidien/xx.xx/dq260205b-eng.pdf))

8. U.S. Census Bureau - Books Printing: Shipments, annual table
   - Evidence informing the 2017 market-value input; displayed series and growth include calculations: U.S. books-printing shipments were USD xx.xx in 2017; this is a national production anchor for the historical model.
   - Evidence informing the 2018 market-value input; displayed series and growth include calculations: U.S. books-printing shipments were USD xx.xx in 2018.
   - Evidence informing the 2019 market-value input; displayed series and growth include calculations: U.S. books-printing shipments were USD xx.xx in 2019.
   - Evidence informing the 2020 market-value input; displayed series and growth include calculations: U.S. books-printing shipments were USD xx.xx in 2020.
   - Evidence informing the 2021 market-value input; displayed series and growth include calculations: U.S. books-printing shipments were USD xx.xx in 2021.
   - Evidence informing the 2022 market-value input; displayed series and growth include calculations: U.S. books-printing shipments were USD xx.xx in 2022.
   - Evidence informing the 2024 market-value input; displayed series and growth include calculations: U.S. books-printing shipments were USD xx.xx in 2024. This national industrial measure is narrower than the composite global service boundary.
9. U.S. Census Bureau - Book Publishers, All Establishments: Revenue, annual table
   - Evidence informing the 2024 market-value input; displayed series and growth include calculations: The Census annual series reports USD xx.xx of U.S. book-publisher revenue for 2024. A modeled xx.xx% physical-book proportion excludes digital and other adjacent receipts.
   - Evidence informing the 2025 market-value input; displayed series and growth include calculations: The 2024 Census observation replaces an older survey-based U.S. revenue bridge in the demand pool underlying 2025.
   - Evidence informing base-year allocation inputs; displayed values and growth are calculated: The official Census revenue-series page defines the publisher-receipt measure underlying the retained U.S. input; the exact 2024 cell was not independently re-extracted. ([fred.stlouisfed.org](https://fred.stlouisfed.org/data/AIES51113RCT00US))
   - Evidence informing forecast-year allocation inputs; displayed values and growth are calculated: The official Census revenue-series page defines the publisher-receipt measure underlying the retained U.S. input; the exact 2024 cell was not independently re-extracted. ([fred.stlouisfed.org](https://fred.stlouisfed.org/data/AIES51113RCT00US))
10. Scholastic Corporation - Form 10-K for the year ended May 31, 2025
    - Evidence informing the 2024 market-value input; displayed series and growth include calculations: Scholastic's fiscal 2024 product, service, production and inventory-reserve costs were xx.xx% of revenue; postage, freight, shipping, fulfillment and other costs were xx.xx%. These broad categories constrain, but do not directly establish, eligible outsourced-service spending.
    - Evidence informing the 2025 market-value input; displayed series and growth include calculations: The corresponding fiscal 2025 proportions were xx.xx% and xx.xx%. Royalties and prepublication amortization are separately disclosed, allowing their exclusion from the service-market bridge.

11. CEWE achieves all targets in 2025 and aims to further increase revenue and earnings in 2026

- Evidence informing the 2025 market-value input; displayed series and growth include calculations: CEWE reported xx.xx CEWE PHOTOBOOK copies in 2025 versus xx.xx in 2024, supporting a positive specialty-book volume assumption without establishing global adoption.
- Evidence informing the 2026 market-value input; displayed series and growth include calculations: Observed 2025 photobook growth informs the specialty-demand assumption for 2026; the market value remains modeled.
- Evidence informing the 2032 market-value input; displayed series and growth include calculations: The observed specialty-book activity is a starting condition for the forecast, not independent proof of continued growth through 2032.
- Evidence informing the 2040 market-value input; displayed series and growth include calculations: The forecast explicitly slows specialty-demand growth after 2032; this source supplies the initial commercial observation, not the long-term growth rate.
- Evidence informing base-year allocation inputs; displayed values and growth are calculated: Company photobook activity constrains the materiality of specialty commissions; it does not establish the modeled European specialty multiplier or continued growth through 2032. ([ir.cewe.de](https://ir.cewe.de/en/news/cewe-achieves-all-targets-in-2025-and-aims-to-further-increase-revenue-and-earnings-in/70292c17-c943-xx.xx-bd11-4323b6ce54d8))
- Evidence informing forecast-year allocation inputs; displayed values and growth are calculated: Company photobook activity constrains the materiality of specialty commissions; it does not establish the modeled European specialty multiplier or continued growth through 2032. ([ir.cewe.de](https://ir.cewe.de/en/news/cewe-achieves-all-targets-in-2025-and-aims-to-further-increase-revenue-and-earnings-in/70292c17-c943-xx.xx-bd11-4323b6ce54d8))

12. Paperback Printing Cost - Kindle Direct Publishing

- Evidence informing the 2025 market-value input; displayed series and growth include calculations: The inspected U.S. paperback schedule charges USD xx.xx plus USD xx.xx per page for the specified regular-trim black-ink category. It provides a contemporary commercial price comparison for the assumed USD xx.xx self-publishing production receipt, not an observed historical price or volume.
- Evidence informing the 2026 market-value input; displayed series and growth include calculations: The schedule distinguishes printing charges from royalties and retail list prices, supporting the production-receipt boundary used in the estimate.

13. European Book Publishing Statistics 2017

- Evidence informing the 2017 market-value input; displayed series and growth include calculations: The association's primary survey reports approximately EUR xx.xx of European net publisher revenue for 2017, constraining the pre-pandemic demand level.

14. European Book Publishing Statistics 2019

- Evidence informing the 2018 market-value input; displayed series and growth include calculations: The association reports approximately EUR xx.xx of publisher revenue for 2018.
- Evidence informing the 2019 market-value input; displayed series and growth include calculations: The association reports approximately EUR xx.xx for 2019 and identifies a questionnaire change that limits exact comparability with earlier observations.

15. 2021 年新闻出版产业分析报告

- Evidence informing the 2020 market-value input; displayed series and growth include calculations: The official report's 2021 comparison identifies a substantial rebound from 2020, constraining the pandemic-recovery bridge.
- Evidence informing the 2021 market-value input; displayed series and growth include calculations: China reported xx.xx book copies or sheets in 2021, up xx.xx%; the report also distinguishes textbook output and reprints.

16. European Book Publishing Statistics 2023

- Evidence informing the 2022 market-value input; displayed series and growth include calculations: European net publisher revenue was approximately EUR xx.xx in 2022; the association describes paper-cost pressure and price-led growth.

17. Foreign Exchange Rates - G.5A Annual, January 5, 2026
    - Evidence informing base-year allocation inputs; displayed values and growth are calculated: Official annual-average exchange-rate methodology supports the frozen common-USD conversion convention; it does not measure service demand. ([federalreserve.gov](https://www.federalreserve.gov/releases/g5a/xx.xx/))
    - Evidence informing forecast-year allocation inputs; displayed values and growth are calculated: Official annual-average exchange-rate methodology supports the frozen common-USD conversion convention; it does not measure service demand. ([federalreserve.gov](https://www.federalreserve.gov/releases/g5a/xx.xx/))
    - Evidence informing base-year allocation inputs; displayed values and growth are calculated: The annual currency-conversion convention prevents mixing local-currency demand inputs with USD allocation weights. ([federalreserve.gov](https://www.federalreserve.gov/releases/g5a/xx.xx/))
    - Evidence informing forecast-year allocation inputs; displayed values and growth are calculated: The annual currency-conversion convention prevents mixing local-currency demand inputs with USD allocation weights. ([federalreserve.gov](https://www.federalreserve.gov/releases/g5a/xx.xx/))
18. GCC Statistical Center - Education Statistics 2024 announcement, March 23, 2026
    - Evidence informing base-year allocation inputs; displayed values and growth are calculated: Approximately xx.xx general-school pupils constrain the regional educational customer pool; national apportionment and monetization are assumed. ([gccstat.org](https://www.gccstat.org/news/xx.xx))
    - Evidence informing forecast-year allocation inputs; displayed values and growth are calculated: Approximately xx.xx general-school pupils constrain the regional educational customer pool; national apportionment and monetization are assumed. ([gccstat.org](https://www.gccstat.org/news/xx.xx))
19. South African Book Publishing Industry Survey 2023-2024
    - Evidence informing base-year allocation inputs; displayed values and growth are calculated: The transparent national publisher survey supplies a regional commercial comparator, not an observed African printing-service total. ([publishsa.co.za](https://publishsa.co.za/wp-content/uploads/2025/xx.xx/South-African-Book-Publishing-Industry-Survey-2023-2024.pdf))
    - Evidence informing forecast-year allocation inputs; displayed values and growth are calculated: The transparent national publisher survey supplies a regional commercial comparator, not an observed African printing-service total. ([publishsa.co.za](https://publishsa.co.za/wp-content/uploads/2025/xx.xx/South-African-Book-Publishing-Industry-Survey-2023-2024.pdf))
20. Ministry of Education - Press conference release, December 17, 2024
    - Evidence informing base-year allocation inputs; displayed values and growth are calculated: The announced increase in annual NCERT textbook printing from xx.xx to xx.xx supports an educational-demand mechanism, not realized supplier receipts or the modeled forecast share. ([education.gov.in](https://www.education.gov.in/sites/upload_files/mhrd/files/PIB%20releae%20of%20the%20Press%20Conference%20held%20today.pdf))
    - Evidence informing forecast-year allocation inputs; displayed values and growth are calculated: The announced increase in annual NCERT textbook printing from xx.xx to xx.xx supports an educational-demand mechanism, not realized supplier receipts or the modeled forecast share. ([education.gov.in](https://www.education.gov.in/sites/upload_files/mhrd/files/PIB%20releae%20of%20the%20Press%20Conference%20held%20today.pdf))
21. Global Connect - Ingram Content Group
    - Evidence informing base-year allocation inputs; displayed values and growth are calculated: Agreement-dependent network access does not quantify Brazilian commissions or guarantee institutional awards. ([resources.ingramcontent.com](https://resources.ingramcontent.com/publishers/global-connect))
    - Evidence informing forecast-year allocation inputs; displayed values and growth are calculated: Agreement-dependent network access does not quantify Brazilian commissions or guarantee institutional awards. ([resources.ingramcontent.com](https://resources.ingramcontent.com/publishers/global-connect))

22. Paperback and Hardcover Distribution Rights - Kindle Direct Publishing
    - Evidence informing base-year allocation inputs; displayed values and growth are calculated: The marketplace-specific physical-book distribution restriction is not evidence of zero Mexican printing and packaging demand. ([kdp.amazon.com](https://kdp.amazon.com/en_US/help/topic/G201834280))
    - Evidence informing forecast-year allocation inputs; displayed values and growth are calculated: The marketplace-specific physical-book distribution restriction is not evidence of zero Mexican printing and packaging demand. ([kdp.amazon.com](https://kdp.amazon.com/en_US/help/topic/G201834280))

11.8. Institutional & Corporate Books

Table 184. Global Book Printing & Packaging Services Market Size, by Institutional & Corporate Books, by Region, 2017-2040 (USD Million)

Region	2017	2024	2025	2026	2027	2032	2040	CAGR (%)
Africa	xx.xx	xx.xx	xx.xx	xx.xx	xx.xx	xx.xx	xx.xx	xx.xx
Asia-Pacific	xx.xx	xx.xx	xx.xx	xx.xx	xx.xx	xx.xx	xx.xx	xx.xx
Europe	xx.xx	xx.xx	xx.xx	xx.xx	xx.xx	xx.xx	xx.xx	xx.xx
Latin America	xx.xx	xx.xx	xx.xx	xx.xx	xx.xx	xx.xx	xx.xx	xx.xx
Middle East	xx.xx	xx.xx	xx.xx	xx.xx	xx.xx	xx.xx	xx.xx	xx.xx
North America	xx.xx	xx.xx	xx.xx	xx.xx	xx.xx	xx.xx	xx.xx	xx.xx
Total	**xx.xx**	**xx.xx**	**xx.xx**	**xx.xx**	**xx.xx**	**xx.xx**	**xx.xx**	**xx.xx**

Table 185. Global Book Printing & Packaging Services Market Size, by Institutional & Corporate Books, by Group, 2017-2040 (USD Million)

Group	2017	2024	2025	2026	2027	2032	2040	CAGR (%)
ASEAN	xx.xx	xx.xx	xx.xx	xx.xx	xx.xx	xx.xx	xx.xx	xx.xx
BRICS	xx.xx	xx.xx	xx.xx	xx.xx	xx.xx	xx.xx	xx.xx	xx.xx
European Union	xx.xx	xx.xx	xx.xx	xx.xx	xx.xx	xx.xx	xx.xx	xx.xx
G7	xx.xx	xx.xx	xx.xx	xx.xx	xx.xx	xx.xx	xx.xx	xx.xx
GCC	xx.xx	xx.xx	xx.xx	xx.xx	xx.xx	xx.xx	xx.xx	xx.xx
NATO	xx.xx	xx.xx	xx.xx	xx.xx	xx.xx	xx.xx	xx.xx	xx.xx

Table 186. Global Book Printing & Packaging Services Market Size, by Institutional & Corporate Books, by Country, 2017-2040 (USD Million)

Country	2017	2024	2025	2026	2027	2032	2040	CAGR (%)
Australia	xx.xx	xx.xx	xx.xx	xx.xx	xx.xx	xx.xx	xx.xx	xx.xx
Brazil	xx.xx	xx.xx	xx.xx	xx.xx	xx.xx	xx.xx	xx.xx	xx.xx
Canada	xx.xx	xx.xx	xx.xx	xx.xx	xx.xx	xx.xx	xx.xx	xx.xx
China	xx.xx	xx.xx	xx.xx	xx.xx	xx.xx	xx.xx	xx.xx	xx.xx
France	xx.xx	xx.xx	xx.xx	xx.xx	xx.xx	xx.xx	xx.xx	xx.xx
Germany	xx.xx	xx.xx	xx.xx	xx.xx	xx.xx	xx.xx	xx.xx	xx.xx
India	xx.xx	xx.xx	xx.xx	xx.xx	xx.xx	xx.xx	xx.xx	xx.xx
Italy	xx.xx	xx.xx	xx.xx	xx.xx	xx.xx	xx.xx	xx.xx	xx.xx
Japan	xx.xx	xx.xx	xx.xx	xx.xx	xx.xx	xx.xx	xx.xx	xx.xx
Mexico	xx.xx	xx.xx	xx.xx	xx.xx	xx.xx	xx.xx	xx.xx	xx.xx
Russia	xx.xx	xx.xx	xx.xx	xx.xx	xx.xx	xx.xx	xx.xx	xx.xx
South Korea	xx.xx	xx.xx	xx.xx	xx.xx	xx.xx	xx.xx	xx.xx	xx.xx
Spain	xx.xx	xx.xx	xx.xx	xx.xx	xx.xx	xx.xx	xx.xx	xx.xx
United Kingdom	xx.xx	xx.xx	xx.xx	xx.xx	xx.xx	xx.xx	xx.xx	xx.xx
United States	xx.xx	xx.xx	xx.xx	xx.xx	xx.xx	xx.xx	xx.xx	xx.xx
Others	xx.xx	xx.xx	xx.xx	xx.xx	xx.xx	xx.xx	xx.xx	xx.xx
Total	**xx.xx**	**xx.xx**	**xx.xx**	**xx.xx**	**xx.xx**	**xx.xx**	**xx.xx**	**xx.xx**

Sources & Evidence

1. Commission on Elections - Printing, Supply and Delivery of COMELEC Data Privacy Handbook, Project 25-2025-DP HANDBOOK

   · Taxonomy evidence: The September xx.xx 2025 bidding document commissions printing, supply, and delivery of a data-privacy handbook, independently establishing an institutional handbook application. A solicitation is not proof of completed production.
   ([comelec.gov.ph](https://www.comelec.gov.ph/php-tpls-attachments/Procurement/ProcurementProjects/091725_BACPIN252025DPHANDBOOK/091725_BACPIN252025DPHANDBOOK_BidDocs.pdf))

2. European Book Publishing Statistics 2024
   - Evidence informing the 2024 market-value input; displayed series and growth include calculations: European publishers reported approximately EUR xx.xx of net book-sales revenue in 2024. The disclosed ebook and audiobook proportions inform the modeled xx.xx% physical-book revenue proportion; publisher revenue is an input, not printing-service revenue.
   - Evidence informing the 2025 market-value input; displayed series and growth include calculations: The 2024 publisher-revenue and format observations provide the European demand input carried into the 2025 estimate.
   - Evidence informing base-year allocation inputs; displayed values and growth are calculated: EUR xx.xx of 2024 publisher revenue and weakening physical volumes constrain the European demand weight and forecast, not directly observed service shares.
   ([fep-fee.eu](https://www.fep-fee.eu/European-Book-Publishing-Statistics-2024))
   - Evidence informing forecast-year allocation inputs; displayed values and growth are calculated: EUR xx.xx of 2024 publisher revenue and weakening physical volumes constrain the European demand weight and forecast, not directly observed service shares.
   ([fep-fee.eu](https://www.fep-fee.eu/European-Book-Publishing-Statistics-2024))

3. The Global Publishing Industry in 2022

- Evidence informing the 2024 market-value input; displayed series and growth include calculations: Table xx.xx supplies country-level publishing revenues and identifies differences between retail-value, publisher-revenue, print-only and prior-year observations. Selected non-European country observations are adjusted for physical formats and period before estimating production spending.
- Evidence informing the 2025 market-value input; displayed series and growth include calculations: The selected country observations contribute to the demand pool underlying the 2025 working estimate. Nielsen retail datasets elsewhere in the publication are not used.
- Evidence informing base-year allocation inputs; displayed values and growth are calculated: Country revenue/format proxies constrain commissioning weights. ([wipo.int](https://www.wipo.int/edocs/pubdocs/en/wipo-pub-xx.xx-2023-xx.xx-en-the-global-publishing-industry-in-2022.pdf))
- Evidence informing forecast-year allocation inputs; displayed values and growth are calculated: Country revenue/format proxies constrain commissioning weights. ([wipo.int](https://www.wipo.int/edocs/pubdocs/en/wipo-pub-xx.xx-2023-xx.xx-en-the-global-publishing-industry-in-2022.pdf))
- Evidence informing base-year allocation inputs; displayed values and growth are calculated: Revenue and registration proxies constrain allocation. ([wipo.int](https://www.wipo.int/edocs/pubdocs/en/wipo-pub-xx.xx-2023-xx.xx-en-the-global-publishing-industry-in-2022.pdf))
- Evidence informing forecast-year allocation inputs; displayed values and growth are calculated: Revenue and registration proxies constrain allocation. ([wipo.int](https://www.wipo.int/edocs/pubdocs/en/wipo-pub-xx.xx-2023-xx.xx-en-the-global-publishing-industry-in-2022.pdf))
- Evidence informing base-year allocation inputs; displayed values and growth are calculated: Revenue, format and title proxies constrain allocation. ([wipo.int](https://www.wipo.int/edocs/pubdocs/en/wipo-pub-xx.xx-2023-xx.xx-en-the-global-publishing-industry-in-2022.pdf))
- Evidence informing forecast-year allocation inputs; displayed values and growth are calculated: Revenue, format and title proxies constrain allocation. ([wipo.int](https://www.wipo.int/edocs/pubdocs/en/wipo-pub-xx.xx-2023-xx.xx-en-the-global-publishing-industry-in-2022.pdf))
- Evidence informing base-year allocation inputs; displayed values and growth are calculated: Turkish revenue constrains regional commissioning scale. ([wipo.int](https://www.wipo.int/edocs/pubdocs/en/wipo-pub-xx.xx-2023-xx.xx-en-the-global-publishing-industry-in-2022.pdf))
- Evidence informing forecast-year allocation inputs; displayed values and growth are calculated: Turkish revenue constrains regional commissioning scale. ([wipo.int](https://www.wipo.int/edocs/pubdocs/en/wipo-pub-xx.xx-2023-xx.xx-en-the-global-publishing-industry-in-2022.pdf))
- Evidence informing base-year allocation inputs; displayed values and growth are calculated: Nigerian registration activity supplies a modeled-demand input. ([wipo.int](https://www.wipo.int/edocs/pubdocs/en/wipo-pub-xx.xx-2023-xx.xx-en-the-global-publishing-industry-in-2022.pdf))
- Evidence informing forecast-year allocation inputs; displayed values and growth are calculated: Nigerian registration activity supplies a modeled-demand input. ([wipo.int](https://www.wipo.int/edocs/pubdocs/en/wipo-pub-xx.xx-2023-xx.xx-en-the-global-publishing-industry-in-2022.pdf))
- Evidence informing base-year allocation inputs; displayed values and growth are calculated: Country revenue, format and registration proxies constrain allocation. ([wipo.int](https://www.wipo.int/edocs/pubdocs/en/wipo-pub-xx.xx-2023-xx.xx-en-the-global-publishing-industry-in-2022.pdf))
- Evidence informing forecast-year allocation inputs; displayed values and growth are calculated: Country revenue, format and registration proxies constrain allocation. ([wipo.int](https://www.wipo.int/edocs/pubdocs/en/wipo-pub-xx.xx-2023-xx.xx-en-the-global-publishing-industry-in-2022.pdf))

4. 2024 年新闻出版统计公报

   · Evidence informing the 2024 market-value input; displayed series and growth include calculations: For 2024, the official table reports xx.xx book copies or sheets and CNY xx.xx of book-publishing revenue. These constrain the demand bridge and historical contraction, rather than directly measuring printing-service sales.

   · Evidence informing the 2025 market-value input; displayed series and growth include calculations: The 2024 book-publishing observation supplies the Chinese demand primitive for the 2025 model.

   · Evidence informing base-year allocation inputs; displayed values and growth are calculated: 2024 book-publishing revenue of CNY xx.xx supplies the physical-demand proxy; reported output contraction qualifies growth assumptions. ([nppa.gov.cn](https://www.nppa.gov.cn/xxgk/fdzdgknr/tjxx/xx.xx/P020251218382424228218.pdf))

   · Evidence informing forecast-year allocation inputs; displayed values and growth are calculated: 2024 book-publishing revenue of CNY xx.xx supplies the physical-demand proxy; reported output contraction qualifies growth assumptions. ([nppa.gov.cn](https://www.nppa.gov.cn/xxgk/fdzdgknr/tjxx/xx.xx/P020251218382424228218.pdf))

   · Evidence informing base-year allocation inputs; displayed values and growth are calculated: The Chinese book-publishing observation is a major regional demand input, distinct from all printing and packaging industry revenue. ([nppa.gov.cn](https://www.nppa.gov.cn/xxgk/fdzdgknr/tjxx/xx.xx/P020251218382424228218.pdf))

   · Evidence informing forecast-year allocation inputs; displayed values and growth are calculated: The Chinese book-publishing observation is a major regional demand input, distinct from all printing and packaging industry revenue. ([nppa.gov.cn](https://www.nppa.gov.cn/xxgk/fdzdgknr/tjxx/xx.xx/P020251218382424228218.pdf))

5. Foreign Exchange Rates - G.5A Annual, January 5, 2026

   · Evidence informing the 2024 market-value input; displayed series and growth include calculations: The official 2024 annual-average conversion inputs are USD xx.xx per EUR, CNY xx.xx per USD and CAD xx.xx per USD.

   · Evidence informing the 2025 market-value input; displayed series and growth include calculations: The exchange-rate table establishes the conversion basis of the preceding-year demand inputs used in the 2025 estimate; subsequent effective-USD price assumptions are modeled separately.

6. Book publishing industry, 2024 - Statistics Canada

   · Evidence informing the 2024 market-value input; displayed series and growth include calculations: Canadian publishers reported CAD xx.xx of print sales outside the online category and CAD xx.xx of online print sales in 2024. Their sum, rather than total operating revenue, supplies the physical-book demand input.

   · Evidence informing the 2025 market-value input; displayed series and growth include calculations: Reported cost of goods sold of CAD xx.xx, up CAD xx.xx from 2022, supplies a cost-pressure cross-check, not a directly attributable printing-services total.

   · Evidence informing base-year allocation inputs; displayed values and growth are calculated: CAD xx.xx plus CAD xx.xx of print sales supplies a physical-book commissioning proxy; digital growth constrains the forecast mix. ([www150.statcan.gc.ca](https://www150.statcan.gc.ca/n1/daily-quotidien/xx.xx/dq260205b-eng.pdf))

   · Evidence informing forecast-year allocation inputs; displayed values and growth are calculated: CAD xx.xx plus CAD xx.xx of print sales supplies a physical-book commissioning proxy; digital growth constrains the forecast mix. ([www150.statcan.gc.ca](https://www150.statcan.gc.ca/n1/daily-quotidien/xx.xx/dq260205b-eng.pdf))

   · Evidence informing base-year allocation inputs; displayed values and growth are calculated: The Canadian physical-book input contributes to the North American demand index; it is publisher revenue, not service receipts. ([www150.statcan.gc.ca](https://www150.statcan.gc.ca/n1/daily-quotidien/xx.xx/dq260205b-eng.pdf))

   · Evidence informing forecast-year allocation inputs; displayed values and growth are calculated: The Canadian physical-book input contributes to the North American demand index; it is publisher revenue, not service receipts. ([www150.statcan.gc.ca](https://www150.statcan.gc.ca/n1/daily-quotidien/xx.xx/dq260205b-eng.pdf))

7. U.S. Census Bureau - Books Printing: Shipments, annual table
   - Evidence informing the 2017 market-value input; displayed series and growth include calculations: U.S. books-printing shipments were USD xx.xx in 2017; this is a national production anchor for the historical model.
   - Evidence informing the 2018 market-value input; displayed series and growth include calculations: U.S. books-printing shipments were USD xx.xx in 2018.
   - Evidence informing the 2019 market-value input; displayed series and growth include calculations: U.S. books-printing shipments were USD xx.xx in 2019.
   - Evidence informing the 2020 market-value input; displayed series and growth include calculations: U.S. books-printing shipments were USD xx.xx in 2020.
   - Evidence informing the 2021 market-value input; displayed series and growth include calculations: U.S. books-printing shipments were USD xx.xx in 2021.
   - Evidence informing the 2022 market-value input; displayed series and growth include calculations: U.S. books-printing shipments were USD xx.xx in 2022.
   - Evidence informing the 2024 market-value input; displayed series and growth include calculations: U.S. books-printing shipments were USD xx.xx in 2024. This national industrial measure is narrower than the composite global service boundary.
8. U.S. Census Bureau - Book Publishers, All Establishments: Revenue, annual table
   - Evidence informing the 2024 market-value input; displayed series and growth include calculations: The Census annual series reports USD xx.xx of U.S. book-publisher revenue for 2024. A modeled xx.xx% physical-book proportion excludes digital and other adjacent receipts.
   - Evidence informing the 2025 market-value input; displayed series and growth include calculations: The 2024 Census observation replaces an older survey-based U.S. revenue bridge in the demand pool underlying 2025.
   - Evidence informing base-year allocation inputs; displayed values and growth are calculated: The official Census revenue-series page defines the publisher-receipt measure underlying the retained U.S. input; the exact 2024 cell was not independently re-extracted. ([fred.stlouisfed.org](https://fred.stlouisfed.org/data/AIES51113RCT00US))
   - Evidence informing forecast-year allocation inputs; displayed values and growth are calculated: The official Census revenue-series page defines the publisher-receipt measure underlying the retained U.S. input; the exact 2024 cell was not independently re-extracted. ([fred.stlouisfed.org](https://fred.stlouisfed.org/data/AIES51113RCT00US))
9. Scholastic Corporation - Form 10-K for the year ended May 31, 2025
   - Evidence informing the 2024 market-value input; displayed series and growth include calculations: Scholastic's fiscal 2024 product, service, production and inventory-reserve costs were xx.xx% of revenue; postage, freight, shipping, fulfillment and other costs were xx.xx%. These broad categories constrain, but do not directly establish, eligible outsourced-service spending.
   - Evidence informing the 2025 market-value input; displayed series and growth include calculations: The corresponding fiscal 2025 proportions were xx.xx% and xx.xx%. Royalties and prepublication amortization are separately disclosed, allowing their exclusion from the service-market bridge.

10. CEWE achieves all targets in 2025 and aims to further increase revenue and earnings in 2026

- Evidence informing the 2025 market-value input; displayed series and growth include calculations: CEWE reported xx.xx CEWE PHOTOBOOK copies in 2025 versus xx.xx in 2024, supporting a positive specialty-book volume assumption without establishing global adoption.
- Evidence informing the 2026 market-value input; displayed series and growth include calculations: Observed 2025 photobook growth informs the specialty-demand assumption for 2026; the market value remains modeled.
- Evidence informing the 2032 market-value input; displayed series and growth include calculations: The observed specialty-book activity is a starting condition for the forecast, not independent proof of continued growth through 2032.
- Evidence informing the 2040 market-value input; displayed series and growth include calculations: The forecast explicitly slows specialty-demand growth after 2032; this source supplies the initial commercial observation, not the long-term growth rate.
- Evidence informing base-year allocation inputs; displayed values and growth are calculated: Company photobook activity constrains the materiality of specialty commissions; it does not establish the modeled European specialty multiplier or continued growth through 2032. ([ir.cewe.de](https://ir.cewe.de/en/news/cewe-achieves-all-targets-in-2025-and-aims-to-further-increase-revenue-and-earnings-in/70292c17-c943-xx.xx-bd11-4323b6ce54d8))
- Evidence informing forecast-year allocation inputs; displayed values and growth are calculated: Company photobook activity constrains the materiality of specialty commissions; it does not establish the modeled European specialty multiplier or continued growth through 2032. ([ir.cewe.de](https://ir.cewe.de/en/news/cewe-achieves-all-targets-in-2025-and-aims-to-further-increase-revenue-and-earnings-in/70292c17-c943-xx.xx-bd11-4323b6ce54d8))

11. Paperback Printing Cost - Kindle Direct Publishing

- Evidence informing the 2025 market-value input; displayed series and growth include calculations: The inspected U.S. paperback schedule charges USD xx.xx plus USD xx.xx per page for the specified regular-trim black-ink category. It provides a contemporary commercial price comparison for the assumed USD xx.xx self-publishing production receipt, not an observed historical price or volume.
- Evidence informing the 2026 market-value input; displayed series and growth include calculations: The schedule distinguishes printing charges from royalties and retail list prices, supporting the production-receipt boundary used in the estimate.

12. European Book Publishing Statistics 2017

- Evidence informing the 2017 market-value input; displayed series and growth include calculations: The association's primary survey reports approximately EUR xx.xx of European net publisher revenue for 2017, constraining the pre-pandemic demand level.

13. European Book Publishing Statistics 2019

- Evidence informing the 2018 market-value input; displayed series and growth include calculations: The association reports approximately EUR xx.xx of publisher revenue for 2018.
- Evidence informing the 2019 market-value input; displayed series and growth include calculations: The association reports approximately EUR xx.xx for 2019 and identifies a questionnaire change that limits exact comparability with earlier observations.

14. 2021 年新闻出版产业分析报告

- Evidence informing the 2020 market-value input; displayed series and growth include calculations: The official report's 2021 comparison identifies a substantial rebound from 2020, constraining the pandemic-recovery bridge.
- Evidence informing the 2021 market-value input; displayed series and growth include calculations: China reported xx.xx book copies or sheets in 2021, up xx.xx%; the report also distinguishes textbook output and reprints.

15. European Book Publishing Statistics 2023

- Evidence informing the 2022 market-value input; displayed series and growth include calculations: European net publisher revenue was approximately EUR xx.xx in 2022; the association describes paper-cost pressure and price-led growth.

16. Foreign Exchange Rates - G.5A Annual, January 5, 2026
    - Evidence informing base-year allocation inputs; displayed values and growth are calculated: Official annual-average exchange-rate methodology supports the frozen common-USD conversion convention; it does not measure service demand. ([federalreserve.gov](https://www.federalreserve.gov/releases/g5a/xx.xx/))
    - Evidence informing forecast-year allocation inputs; displayed values and growth are calculated: Official annual-average exchange-rate methodology supports the frozen common-USD conversion convention; it does not measure service demand. ([federalreserve.gov](https://www.federalreserve.gov/releases/g5a/xx.xx/))
    - Evidence informing base-year allocation inputs; displayed values and growth are calculated: The annual currency-conversion convention prevents mixing local-currency demand inputs with USD allocation weights. ([federalreserve.gov](https://www.federalreserve.gov/releases/g5a/xx.xx/))
    - Evidence informing forecast-year allocation inputs; displayed values and growth are calculated: The annual currency-conversion convention prevents mixing local-currency demand inputs with USD allocation weights. ([federalreserve.gov](https://www.federalreserve.gov/releases/g5a/xx.xx/))
17. GCC Statistical Center - Education Statistics 2024 announcement, March 23, 2026
    - Evidence informing base-year allocation inputs; displayed values and growth are calculated: Approximately xx.xx general-school pupils constrain the regional educational customer pool; national apportionment and monetization are assumed. ([gccstat.org](https://www.gccstat.org/news/xx.xx))
    - Evidence informing forecast-year allocation inputs; displayed values and growth are calculated: Approximately xx.xx general-school pupils constrain the regional educational customer pool; national apportionment and monetization are assumed. ([gccstat.org](https://www.gccstat.org/news/xx.xx))
18. South African Book Publishing Industry Survey 2023-2024
    - Evidence informing base-year allocation inputs; displayed values and growth are calculated: The transparent national publisher survey supplies a regional commercial comparator, not an observed African printing-service total. ([publishsa.co.za](https://publishsa.co.za/wp-content/uploads/2025/xx.xx/South-African-Book-Publishing-Industry-Survey-2023-2024.pdf))
    - Evidence informing forecast-year allocation inputs; displayed values and growth are calculated: The transparent national publisher survey supplies a regional commercial comparator, not an observed African printing-service total. ([publishsa.co.za](https://publishsa.co.za/wp-content/uploads/2025/xx.xx/South-African-Book-Publishing-Industry-Survey-2023-2024.pdf))
19. Ministry of Education - Press conference release, December 17, 2024
    - Evidence informing base-year allocation inputs; displayed values and growth are calculated: The announced increase in annual NCERT textbook printing from xx.xx to xx.xx supports an educational-demand mechanism, not realized supplier receipts or the modeled forecast share. ([education.gov.in](https://www.education.gov.in/sites/upload_files/mhrd/files/PIB%20releae%20of%20the%20Press%20Conference%20held%20today.pdf))
    - Evidence informing forecast-year allocation inputs; displayed values and growth are calculated: The announced increase in annual NCERT textbook printing from xx.xx to xx.xx supports an educational-demand mechanism, not realized supplier receipts or the modeled forecast share. ([education.gov.in](https://www.education.gov.in/sites/upload_files/mhrd/files/PIB%20releae%20of%20the%20Press%20Conference%20held%20today.pdf))
20. Global Connect - Ingram Content Group
    - Evidence informing base-year allocation inputs; displayed values and growth are calculated: Agreement-dependent network access does not quantify Brazilian commissions or guarantee institutional awards. ([resources.ingramcontent.com](https://resources.ingramcontent.com/publishers/global-connect))
    - Evidence informing forecast-year allocation inputs; displayed values and growth are calculated: Agreement-dependent network access does not quantify Brazilian commissions or guarantee institutional awards. ([resources.ingramcontent.com](https://resources.ingramcontent.com/publishers/global-connect))

21. Paperback and Hardcover Distribution Rights - Kindle Direct Publishing
    - Evidence informing base-year allocation inputs; displayed values and growth are calculated: The marketplace-specific physical-book distribution restriction is not evidence of zero Mexican printing and packaging demand. ([kdp.amazon.com](https://kdp.amazon.com/en_US/help/topic/G201834280))
    - Evidence informing forecast-year allocation inputs; displayed values and growth are calculated: The marketplace-specific physical-book distribution restriction is not evidence of zero Mexican printing and packaging demand. ([kdp.amazon.com](https://kdp.amazon.com/en_US/help/topic/G201834280))

11.9. Music Books & Scores

Table 187. Global Book Printing & Packaging Services Market Size, by Music Books & Scores, by Region, 2017-2040 (USD Million)

Region	2017	2024	2025	2026	2027	2032	2040	CAGR (%)
Africa	xx.xx	xx.xx	xx.xx	xx.xx	xx.xx	xx.xx	xx.xx	xx.xx
Asia-Pacific	xx.xx	xx.xx	xx.xx	xx.xx	xx.xx	xx.xx	xx.xx	xx.xx
Europe	xx.xx	xx.xx	xx.xx	xx.xx	xx.xx	xx.xx	xx.xx	xx.xx
Latin America	xx.xx	xx.xx	xx.xx	xx.xx	xx.xx	xx.xx	xx.xx	xx.xx
Middle East	xx.xx	xx.xx	xx.xx	xx.xx	xx.xx	xx.xx	xx.xx	xx.xx
North America	xx.xx	xx.xx	xx.xx	xx.xx	xx.xx	xx.xx	xx.xx	xx.xx
Total	**xx.xx**	**xx.xx**	**xx.xx**	**xx.xx**	**xx.xx**	**xx.xx**	**xx.xx**	**xx.xx**

Table 188. Global Book Printing & Packaging Services Market Size, by Music Books & Scores, by Group, 2017-2040 (USD Million)

Group	2017	2024	2025	2026	2027	2032	2040	CAGR (%)
ASEAN	xx.xx	xx.xx	xx.xx	xx.xx	xx.xx	xx.xx	xx.xx	xx.xx
BRICS	xx.xx	xx.xx	xx.xx	xx.xx	xx.xx	xx.xx	xx.xx	xx.xx
European Union	xx.xx	xx.xx	xx.xx	xx.xx	xx.xx	xx.xx	xx.xx	xx.xx
G7	xx.xx	xx.xx	xx.xx	xx.xx	xx.xx	xx.xx	xx.xx	xx.xx
GCC	xx.xx	xx.xx	xx.xx	xx.xx	xx.xx	xx.xx	xx.xx	xx.xx
NATO	xx.xx	xx.xx	xx.xx	xx.xx	xx.xx	xx.xx	xx.xx	xx.xx

Table 189. Global Book Printing & Packaging Services Market Size, by Music Books & Scores, by Country, 2017-2040 (USD Million)

Country	2017	2024	2025	2026	2027	2032	2040	CAGR (%)
Australia	xx.xx	xx.xx	xx.xx	xx.xx	xx.xx	xx.xx	xx.xx	xx.xx
Brazil	xx.xx	xx.xx	xx.xx	xx.xx	xx.xx	xx.xx	xx.xx	xx.xx
Canada	xx.xx	xx.xx	xx.xx	xx.xx	xx.xx	xx.xx	xx.xx	xx.xx
China	xx.xx	xx.xx	xx.xx	xx.xx	xx.xx	xx.xx	xx.xx	xx.xx
France	xx.xx	xx.xx	xx.xx	xx.xx	xx.xx	xx.xx	xx.xx	xx.xx
Germany	xx.xx	xx.xx	xx.xx	xx.xx	xx.xx	xx.xx	xx.xx	xx.xx
India	xx.xx	xx.xx	xx.xx	xx.xx	xx.xx	xx.xx	xx.xx	xx.xx
Italy	xx.xx	xx.xx	xx.xx	xx.xx	xx.xx	xx.xx	xx.xx	xx.xx
Japan	xx.xx	xx.xx	xx.xx	xx.xx	xx.xx	xx.xx	xx.xx	xx.xx
Mexico	xx.xx	xx.xx	xx.xx	xx.xx	xx.xx	xx.xx	xx.xx	xx.xx
Russia	xx.xx	xx.xx	xx.xx	xx.xx	xx.xx	xx.xx	xx.xx	xx.xx
South Korea	xx.xx	xx.xx	xx.xx	xx.xx	xx.xx	xx.xx	xx.xx	xx.xx
Spain	xx.xx	xx.xx	xx.xx	xx.xx	xx.xx	xx.xx	xx.xx	xx.xx
United Kingdom	xx.xx	xx.xx	xx.xx	xx.xx	xx.xx	xx.xx	xx.xx	xx.xx
United States	xx.xx	xx.xx	xx.xx	xx.xx	xx.xx	xx.xx	xx.xx	xx.xx
Others	xx.xx	xx.xx	xx.xx	xx.xx	xx.xx	xx.xx	xx.xx	xx.xx
Total	**xx.xx**	**xx.xx**	**xx.xx**	**xx.xx**	**xx.xx**	**xx.xx**	**xx.xx**	**xx.xx**

Sources & Evidence

1. U.S. Census Bureau - 2022 Economic Census, Books Printing Questionnaire MC-32312
   - Taxonomy evidence: Music books are recognized within book-printing output. ([bhs.econ.census.gov](https://bhs.econ.census.gov/ombpdfs2022/export/2022_MC-32312_su.pdf))
   - Taxonomy evidence: The schedule recognizes music books within book-printing output. ([bhs.econ.census.gov](https://bhs.econ.census.gov/ombpdfs2022/export/2022_MC-32312_su.pdf))
2. International ISMN Agency - Frequently Asked Questions
   - Taxonomy evidence: The international identifier authority recognizes notated-music editions, including printed scores and parts, and explains their distinct commercial identification and distribution requirements. This supports music-publication identity; the proposed category remains limited to eligible physical book-format work. ([ismn-international.org](https://ismn-international.org/ismn/faq/))

3. European Book Publishing Statistics 2024

- Evidence informing the 2024 market-value input; displayed series and growth include calculations: European publishers reported approximately EUR xx.xx of net book-sales revenue in 2024. The disclosed ebook and audiobook proportions inform the modeled xx.xx% physical-book revenue proportion; publisher revenue is an input, not printing-service revenue.
- Evidence informing the 2025 market-value input; displayed series and growth include calculations: The 2024 publisher-revenue and format observations provide the European demand input carried into the 2025 estimate.
- Evidence informing base-year allocation inputs; displayed values and growth are calculated: EUR xx.xx of 2024 publisher revenue and weakening physical volumes constrain the European demand weight and forecast, not directly observed service shares.
([fep-fee.eu](https://www.fep-fee.eu/European-Book-Publishing-Statistics-2024))
- Evidence informing forecast-year allocation inputs; displayed values and growth are calculated: EUR xx.xx of 2024 publisher revenue and weakening physical volumes constrain the European demand weight and forecast, not directly observed service shares.
([fep-fee.eu](https://www.fep-fee.eu/European-Book-Publishing-Statistics-2024))

4. The Global Publishing Industry in 2022

- Evidence informing the 2024 market-value input; displayed series and growth include calculations: Table xx.xx supplies country-level publishing revenues and identifies differences between retail-value, publisher-revenue, print-only and prior-year observations. Selected non-European country observations are adjusted for physical formats and period before estimating production spending.
- Evidence informing the 2025 market-value input; displayed series and growth include calculations: The selected country observations contribute to the demand pool underlying the 2025 working estimate. Nielsen retail datasets elsewhere in the publication are not used.
- Evidence informing base-year allocation inputs; displayed values and growth are calculated: Country revenue/format proxies constrain commissioning weights. ([wipo.int](https://www.wipo.int/edocs/pubdocs/en/wipo-pub-xx.xx-2023-xx.xx-en-the-global-publishing-industry-in-2022.pdf))
- Evidence informing forecast-year allocation inputs; displayed values and growth are calculated: Country revenue/format proxies constrain commissioning weights. ([wipo.int](https://www.wipo.int/edocs/pubdocs/en/wipo-pub-xx.xx-2023-xx.xx-en-the-global-publishing-industry-in-2022.pdf))
- Evidence informing base-year allocation inputs; displayed values and growth are calculated: Revenue and registration proxies constrain allocation. ([wipo.int](https://www.wipo.int/edocs/pubdocs/en/wipo-pub-xx.xx-2023-xx.xx-en-the-global-publishing-industry-in-2022.pdf))
- Evidence informing forecast-year allocation inputs; displayed values and growth are calculated: Revenue and registration proxies constrain allocation. ([wipo.int](https://www.wipo.int/edocs/pubdocs/en/wipo-pub-xx.xx-2023-xx.xx-en-the-global-publishing-industry-in-2022.pdf))
- Evidence informing base-year allocation inputs; displayed values and growth are calculated: Revenue, format and title proxies constrain allocation. ([wipo.int](https://www.wipo.int/edocs/pubdocs/en/wipo-pub-xx.xx-2023-xx.xx-en-the-global-publishing-industry-in-2022.pdf))
- Evidence informing forecast-year allocation inputs; displayed values and growth are calculated: Revenue, format and title proxies constrain allocation. ([wipo.int](https://www.wipo.int/edocs/pubdocs/en/wipo-pub-xx.xx-2023-xx.xx-en-the-global-publishing-industry-in-2022.pdf))
- Evidence informing base-year allocation inputs; displayed values and growth are calculated: Turkish revenue constrains regional commissioning scale. ([wipo.int](https://www.wipo.int/edocs/pubdocs/en/wipo-pub-xx.xx-2023-xx.xx-en-the-global-publishing-industry-in-2022.pdf))
- Evidence informing forecast-year allocation inputs; displayed values and growth are calculated: Turkish revenue constrains regional commissioning scale. ([wipo.int](https://www.wipo.int/edocs/pubdocs/en/wipo-pub-xx.xx-2023-xx.xx-en-the-global-publishing-industry-in-2022.pdf))
- Evidence informing base-year allocation inputs; displayed values and growth are calculated: Nigerian registration activity supplies a modeled-demand input. ([wipo.int](https://www.wipo.int/edocs/pubdocs/en/wipo-pub-xx.xx-2023-xx.xx-en-the-global-publishing-industry-in-2022.pdf))
- Evidence informing forecast-year allocation inputs; displayed values and growth are calculated: Nigerian registration activity supplies a modeled-demand input. ([wipo.int](https://www.wipo.int/edocs/pubdocs/en/wipo-pub-xx.xx-2023-xx.xx-en-the-global-publishing-industry-in-2022.pdf))
- Evidence informing base-year allocation inputs; displayed values and growth are calculated: Country revenue, format and registration proxies constrain allocation. ([wipo.int](https://www.wipo.int/edocs/pubdocs/en/wipo-pub-xx.xx-2023-xx.xx-en-the-global-publishing-industry-in-2022.pdf))
- Evidence informing forecast-year allocation inputs; displayed values and growth are calculated: Country revenue, format and registration proxies constrain allocation. ([wipo.int](https://www.wipo.int/edocs/pubdocs/en/wipo-pub-xx.xx-2023-xx.xx-en-the-global-publishing-industry-in-2022.pdf))

5. 2024 年新闻出版统计公报

   · Evidence informing the 2024 market-value input; displayed series and growth include calculations: For 2024, the official table reports xx.xx book copies or sheets and CNY xx.xx of book-publishing revenue. These constrain the demand bridge and historical contraction, rather than directly measuring printing-service sales.

   · Evidence informing the 2025 market-value input; displayed series and growth include calculations: The 2024 book-publishing observation supplies the Chinese demand primitive for the 2025 model.

   · Evidence informing base-year allocation inputs; displayed values and growth are calculated: 2024 book-publishing revenue of CNY xx.xx supplies the physical-demand proxy; reported output contraction qualifies growth assumptions. ([nppa.gov.cn](https://www.nppa.gov.cn/xxgk/fdzdgknr/tjxx/xx.xx/P020251218382424228218.pdf))

   · Evidence informing forecast-year allocation inputs; displayed values and growth are calculated: 2024 book-publishing revenue of CNY xx.xx supplies the physical-demand proxy; reported output contraction qualifies growth assumptions. ([nppa.gov.cn](https://www.nppa.gov.cn/xxgk/fdzdgknr/tjxx/xx.xx/P020251218382424228218.pdf))

   · Evidence informing base-year allocation inputs; displayed values and growth are calculated: The Chinese book-publishing observation is a major regional demand input, distinct from all printing and packaging industry revenue. ([nppa.gov.cn](https://www.nppa.gov.cn/xxgk/fdzdgknr/tjxx/xx.xx/P020251218382424228218.pdf))

   · Evidence informing forecast-year allocation inputs; displayed values and growth are calculated: The Chinese book-publishing observation is a major regional demand input, distinct from all printing and packaging industry revenue. ([nppa.gov.cn](https://www.nppa.gov.cn/xxgk/fdzdgknr/tjxx/xx.xx/P020251218382424228218.pdf))

6. Foreign Exchange Rates - G.5A Annual, January 5, 2026

   · Evidence informing the 2024 market-value input; displayed series and growth include calculations: The official 2024 annual-average conversion inputs are USD xx.xx per EUR, CNY xx.xx per USD and CAD xx.xx per USD.

   · Evidence informing the 2025 market-value input; displayed series and growth include calculations: The exchange-rate table establishes the conversion basis of the preceding-year demand inputs used in the 2025 estimate; subsequent effective-USD price assumptions are modeled separately.

7. Book publishing industry, 2024 - Statistics Canada

   · Evidence informing the 2024 market-value input; displayed series and growth include calculations: Canadian publishers reported CAD xx.xx of print sales outside the online category and CAD xx.xx of online print sales in 2024. Their sum, rather than total operating revenue, supplies the physical-book demand input.

   · Evidence informing the 2025 market-value input; displayed series and growth include calculations: Reported cost of goods sold of CAD xx.xx, up CAD xx.xx from 2022, supplies a cost-pressure cross-check, not a directly attributable printing-services total.

   · Evidence informing base-year allocation inputs; displayed values and growth are calculated: CAD xx.xx plus CAD xx.xx of print sales supplies a physical-book commissioning proxy; digital growth constrains the forecast mix. ([www150.statcan.gc.ca](https://www150.statcan.gc.ca/n1/daily-quotidien/xx.xx/dq260205b-eng.pdf))

   · Evidence informing forecast-year allocation inputs; displayed values and growth are calculated: CAD xx.xx plus CAD xx.xx of print sales supplies a physical-book commissioning proxy; digital growth constrains the forecast mix. ([www150.statcan.gc.ca](https://www150.statcan.gc.ca/n1/daily-quotidien/xx.xx/dq260205b-eng.pdf))

   · Evidence informing base-year allocation inputs; displayed values and growth are calculated: The Canadian physical-book input contributes to the North American demand index; it is publisher revenue, not service receipts. ([www150.statcan.gc.ca](https://www150.statcan.gc.ca/n1/daily-quotidien/xx.xx/dq260205b-eng.pdf))

   · Evidence informing forecast-year allocation inputs; displayed values and growth are calculated: The Canadian physical-book input contributes to the North American demand index; it is publisher revenue, not service receipts. ([www150.statcan.gc.ca](https://www150.statcan.gc.ca/n1/daily-quotidien/xx.xx/dq260205b-eng.pdf))

8. U.S. Census Bureau - Books Printing: Shipments, annual table
   - Evidence informing the 2017 market-value input; displayed series and growth include calculations: U.S. books-printing shipments were USD xx.xx in 2017; this is a national production anchor for the historical model.
   - Evidence informing the 2018 market-value input; displayed series and growth include calculations: U.S. books-printing shipments were USD xx.xx in 2018.
   - Evidence informing the 2019 market-value input; displayed series and growth include calculations: U.S. books-printing shipments were USD xx.xx in 2019.
   - Evidence informing the 2020 market-value input; displayed series and growth include calculations: U.S. books-printing shipments were USD xx.xx in 2020.
   - Evidence informing the 2021 market-value input; displayed series and growth include calculations: U.S. books-printing shipments were USD xx.xx in 2021.
   - Evidence informing the 2022 market-value input; displayed series and growth include calculations: U.S. books-printing shipments were USD xx.xx in 2022.
   - Evidence informing the 2024 market-value input; displayed series and growth include calculations: U.S. books-printing shipments were USD xx.xx in 2024. This national industrial measure is narrower than the composite global service boundary.
9. U.S. Census Bureau - Book Publishers, All Establishments: Revenue, annual table
   - Evidence informing the 2024 market-value input; displayed series and growth include calculations: The Census annual series reports USD xx.xx of U.S. book-publisher revenue for 2024. A modeled xx.xx% physical-book proportion excludes digital and other adjacent receipts.
   - Evidence informing the 2025 market-value input; displayed series and growth include calculations: The 2024 Census observation replaces an older survey-based U.S. revenue bridge in the demand pool underlying 2025.
   - Evidence informing base-year allocation inputs; displayed values and growth are calculated: The official Census revenue-series page defines the publisher-receipt measure underlying the retained U.S. input; the exact 2024 cell was not independently re-extracted. ([fred.stlouisfed.org](https://fred.stlouisfed.org/data/AIES51113RCT00US))
   - Evidence informing forecast-year allocation inputs; displayed values and growth are calculated: The official Census revenue-series page defines the publisher-receipt measure underlying the retained U.S. input; the exact 2024 cell was not independently re-extracted. ([fred.stlouisfed.org](https://fred.stlouisfed.org/data/AIES51113RCT00US))
10. Scholastic Corporation - Form 10-K for the year ended May 31, 2025
    - Evidence informing the 2024 market-value input; displayed series and growth include calculations: Scholastic's fiscal 2024 product, service, production and inventory-reserve costs were xx.xx% of revenue; postage, freight, shipping, fulfillment and other costs were xx.xx%. These broad categories constrain, but do not directly establish, eligible outsourced-service spending.
    - Evidence informing the 2025 market-value input; displayed series and growth include calculations: The corresponding fiscal 2025 proportions were xx.xx% and xx.xx%. Royalties and prepublication amortization are separately disclosed, allowing their exclusion from the service-market bridge.

11. CEWE achieves all targets in 2025 and aims to further increase revenue and earnings in 2026

- Evidence informing the 2025 market-value input; displayed series and growth include calculations: CEWE reported xx.xx CEWE PHOTOBOOK copies in 2025 versus xx.xx in 2024, supporting a positive specialty-book volume assumption without establishing global adoption.
- Evidence informing the 2026 market-value input; displayed series and growth include calculations: Observed 2025 photobook growth informs the specialty-demand assumption for 2026; the market value remains modeled.
- Evidence informing the 2032 market-value input; displayed series and growth include calculations: The observed specialty-book activity is a starting condition for the forecast, not independent proof of continued growth through 2032.
- Evidence informing the 2040 market-value input; displayed series and growth include calculations: The forecast explicitly slows specialty-demand growth after 2032; this source supplies the initial commercial observation, not the long-term growth rate.
- Evidence informing base-year allocation inputs; displayed values and growth are calculated: Company photobook activity constrains the materiality of specialty commissions; it does not establish the modeled European specialty multiplier or continued growth through 2032. ([ir.cewe.de](https://ir.cewe.de/en/news/cewe-achieves-all-targets-in-2025-and-aims-to-further-increase-revenue-and-earnings-in/70292c17-c943-xx.xx-bd11-4323b6ce54d8))
- Evidence informing forecast-year allocation inputs; displayed values and growth are calculated: Company photobook activity constrains the materiality of specialty commissions; it does not establish the modeled European specialty multiplier or continued growth through 2032. ([ir.cewe.de](https://ir.cewe.de/en/news/cewe-achieves-all-targets-in-2025-and-aims-to-further-increase-revenue-and-earnings-in/70292c17-c943-xx.xx-bd11-4323b6ce54d8))

12. Paperback Printing Cost - Kindle Direct Publishing

- Evidence informing the 2025 market-value input; displayed series and growth include calculations: The inspected U.S. paperback schedule charges USD xx.xx plus USD xx.xx per page for the specified regular-trim black-ink category. It provides a contemporary commercial price comparison for the assumed USD xx.xx self-publishing production receipt, not an observed historical price or volume.
- Evidence informing the 2026 market-value input; displayed series and growth include calculations: The schedule distinguishes printing charges from royalties and retail list prices, supporting the production-receipt boundary used in the estimate.

13. European Book Publishing Statistics 2017

- Evidence informing the 2017 market-value input; displayed series and growth include calculations: The association's primary survey reports approximately EUR xx.xx of European net publisher revenue for 2017, constraining the pre-pandemic demand level.

14. European Book Publishing Statistics 2019

- Evidence informing the 2018 market-value input; displayed series and growth include calculations: The association reports approximately EUR xx.xx of publisher revenue for 2018.
- Evidence informing the 2019 market-value input; displayed series and growth include calculations: The association reports approximately EUR xx.xx for 2019 and identifies a questionnaire change that limits exact comparability with earlier observations.

15. 2021 年新闻出版产业分析报告

- Evidence informing the 2020 market-value input; displayed series and growth include calculations: The official report's 2021 comparison identifies a substantial rebound from 2020, constraining the pandemic-recovery bridge.
- Evidence informing the 2021 market-value input; displayed series and growth include calculations: China reported xx.xx book copies or sheets in 2021, up xx.xx%; the report also distinguishes textbook output and reprints.

16. European Book Publishing Statistics 2023

- Evidence informing the 2022 market-value input; displayed series and growth include calculations: European net publisher revenue was approximately EUR xx.xx in 2022; the association describes paper-cost pressure and price-led growth.

17. Foreign Exchange Rates - G.5A Annual, January 5, 2026
    - Evidence informing base-year allocation inputs; displayed values and growth are calculated: Official annual-average exchange-rate methodology supports the frozen common-USD conversion convention; it does not measure service demand. ([federalreserve.gov](https://www.federalreserve.gov/releases/g5a/xx.xx/))
    - Evidence informing forecast-year allocation inputs; displayed values and growth are calculated: Official annual-average exchange-rate methodology supports the frozen common-USD conversion convention; it does not measure service demand. ([federalreserve.gov](https://www.federalreserve.gov/releases/g5a/xx.xx/))
    - Evidence informing base-year allocation inputs; displayed values and growth are calculated: The annual currency-conversion convention prevents mixing local-currency demand inputs with USD allocation weights. ([federalreserve.gov](https://www.federalreserve.gov/releases/g5a/xx.xx/))
    - Evidence informing forecast-year allocation inputs; displayed values and growth are calculated: The annual currency-conversion convention prevents mixing local-currency demand inputs with USD allocation weights. ([federalreserve.gov](https://www.federalreserve.gov/releases/g5a/xx.xx/))
18. GCC Statistical Center - Education Statistics 2024 announcement, March 23, 2026
    - Evidence informing base-year allocation inputs; displayed values and growth are calculated: Approximately xx.xx general-school pupils constrain the regional educational customer pool; national apportionment and monetization are assumed. ([gccstat.org](https://www.gccstat.org/news/xx.xx))
    - Evidence informing forecast-year allocation inputs; displayed values and growth are calculated: Approximately xx.xx general-school pupils constrain the regional educational customer pool; national apportionment and monetization are assumed. ([gccstat.org](https://www.gccstat.org/news/xx.xx))
19. South African Book Publishing Industry Survey 2023-2024
    - Evidence informing base-year allocation inputs; displayed values and growth are calculated: The transparent national publisher survey supplies a regional commercial comparator, not an observed African printing-service total. ([publishsa.co.za](https://publishsa.co.za/wp-content/uploads/2025/xx.xx/South-African-Book-Publishing-Industry-Survey-2023-2024.pdf))
    - Evidence informing forecast-year allocation inputs; displayed values and growth are calculated: The transparent national publisher survey supplies a regional commercial comparator, not an observed African printing-service total. ([publishsa.co.za](https://publishsa.co.za/wp-content/uploads/2025/xx.xx/South-African-Book-Publishing-Industry-Survey-2023-2024.pdf))
20. Ministry of Education - Press conference release, December 17, 2024
    - Evidence informing base-year allocation inputs; displayed values and growth are calculated: The announced increase in annual NCERT textbook printing from xx.xx to xx.xx supports an educational-demand mechanism, not realized supplier receipts or the modeled forecast share. ([education.gov.in](https://www.education.gov.in/sites/upload_files/mhrd/files/PIB%20releae%20of%20the%20Press%20Conference%20held%20today.pdf))
    - Evidence informing forecast-year allocation inputs; displayed values and growth are calculated: The announced increase in annual NCERT textbook printing from xx.xx to xx.xx supports an educational-demand mechanism, not realized supplier receipts or the modeled forecast share. ([education.gov.in](https://www.education.gov.in/sites/upload_files/mhrd/files/PIB%20releae%20of%20the%20Press%20Conference%20held%20today.pdf))
21. Global Connect - Ingram Content Group
    - Evidence informing base-year allocation inputs; displayed values and growth are calculated: Agreement-dependent network access does not quantify Brazilian commissions or guarantee institutional awards. ([resources.ingramcontent.com](https://resources.ingramcontent.com/publishers/global-connect))
    - Evidence informing forecast-year allocation inputs; displayed values and growth are calculated: Agreement-dependent network access does not quantify Brazilian commissions or guarantee institutional awards. ([resources.ingramcontent.com](https://resources.ingramcontent.com/publishers/global-connect))

22. Paperback and Hardcover Distribution Rights - Kindle Direct Publishing
    - Evidence informing base-year allocation inputs; displayed values and growth are calculated: The marketplace-specific physical-book distribution restriction is not evidence of zero Mexican printing and packaging demand. ([kdp.amazon.com](https://kdp.amazon.com/en_US/help/topic/G201834280))
    - Evidence informing forecast-year allocation inputs; displayed values and growth are calculated: The marketplace-specific physical-book distribution restriction is not evidence of zero Mexican printing and packaging demand. ([kdp.amazon.com](https://kdp.amazon.com/en_US/help/topic/G201834280))
23. Music, printed or in manuscript imports by country, 2024 - World Integrated Trade Solution
    - Evidence informing base-year allocation inputs; displayed values and growth are calculated: Official HS xx.xx import observations constrain the music-publication value bridge; domestic supply, physical-book eligibility and the printing-service fraction remain modeled.
    - Evidence informing forecast-year allocation inputs; displayed values and growth are calculated: Official HS xx.xx import observations constrain the music-publication value bridge; domestic supply, physical-book eligibility and the printing-service fraction remain modeled.

12. Book Printing & Packaging Services Market, by Buyer Type

[illegible] A creator without preparation support therefore faces a different purchasing choice from a publishing organization able to supply approved files. Neither buyer's legal identity establishes that it needs a fully bundled service.

[illegible] Suppliers should establish who selects the vendor, who commissions each included service, and who purchases through the resulting arrangement. The institutional selection authority should not be confused with an assumed ultimate payer.

[illegible] These examples support account-specific procurement preparation, not a universal public-sector registration rule. Supplier eligibility, a valid submission, and commercial selection remain separate conditions.

Corporate & Commercial Buyers can commission books as organizational presentation tools, as in Blurb's business-book offering. Nonprofit & Membership Organizations need an additional distinction between commissioning and benefiting: Lulu allows an organization to be designated as a proceeds recipient, which does not establish that it purchased the printing service. [illegible]

Print & Production Service Providers form a separate trade-purchasing relationship. [illegible] Prime and subcontract relationships must remain distinguishable; they are different responsibilities within the same commissioned project, not automatically independent opportunities.

Figure 18. Global Book Printing & Packaging Services Market Size, by Buyer Type, 2025 (%)

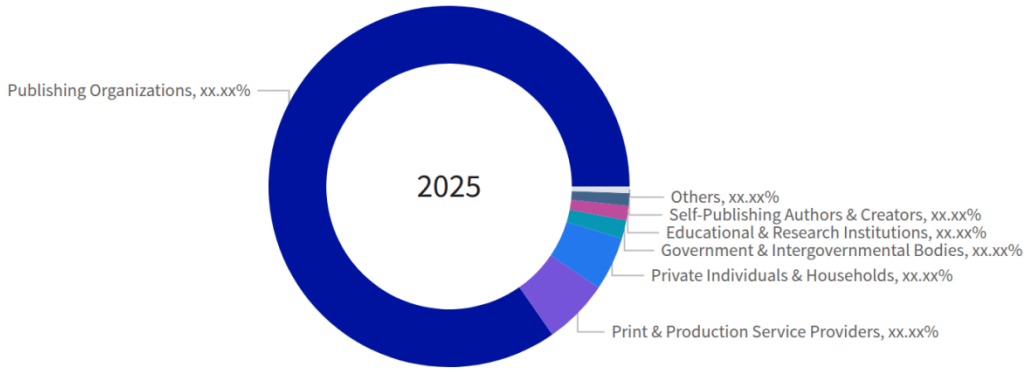

Figure 19. Global Book Printing & Packaging Services Market, by Buyer Type, 2032 (USD Million)

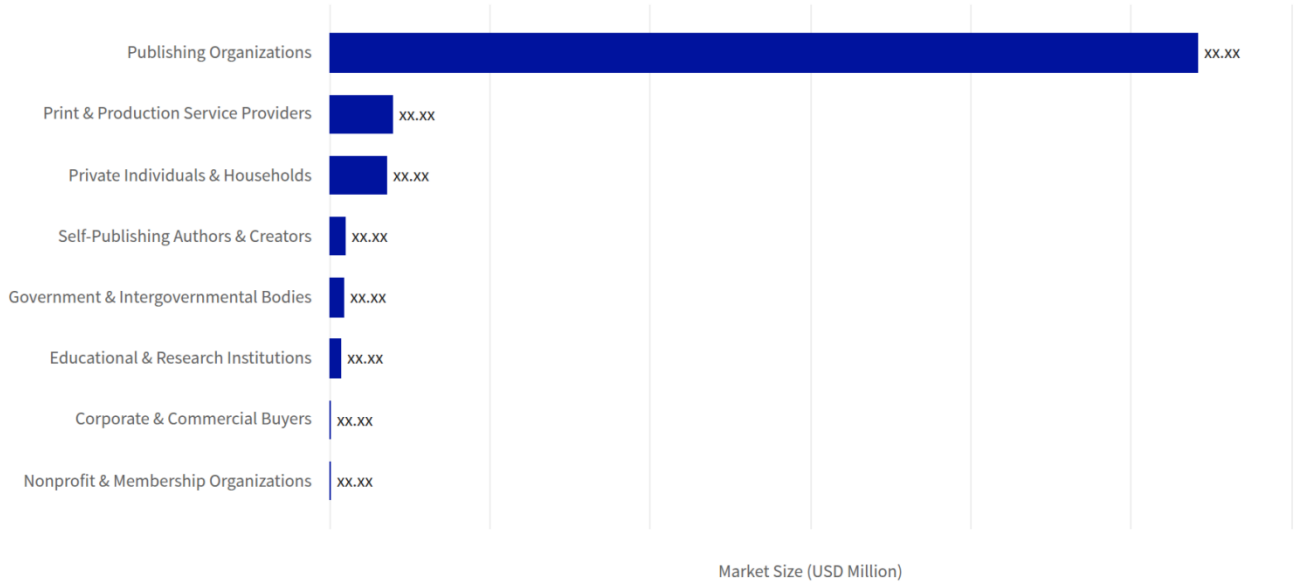

Table 190. Global Book Printing & Packaging Services Market, by Buyer Type growth contribution, 2025-2032

Category	2025 value (USD Million)	2032 value (USD Million)	Added value (USD Million)	2025 share (%)	2032 share (%)	Change (pp)	Growth share (%)	CAGR (%)
Corporate & Commercial Buyers	xx.xx	xx.xx	xx.xx	xx.xx	xx.xx	xx.xx	xx.xx	xx.xx
Educational & Research Institutions	xx.xx	xx.xx	xx.xx	xx.xx	xx.xx	xx.xx	xx.xx	xx.xx
Government & Intergovernmental Bodies	xx.xx	xx.xx	xx.xx	xx.xx	xx.xx	xx.xx	xx.xx	xx.xx
Nonprofit & Membership Organizations	xx.xx	xx.xx	xx.xx	xx.xx	xx.xx	xx.xx	xx.xx	xx.xx
Print & Production Service Providers	xx.xx	xx.xx	xx.xx	xx.xx	xx.xx	xx.xx	xx.xx	xx.xx
Private Individuals & Households	xx.xx	xx.xx	xx.xx	xx.xx	xx.xx	xx.xx	xx.xx	xx.xx
Publishing Organizations	xx.xx	xx.xx	xx.xx	xx.xx	xx.xx	xx.xx	xx.xx	xx.xx
Self-Publishing Authors & Creators	xx.xx	xx.xx	xx.xx	xx.xx	xx.xx	xx.xx	xx.xx	xx.xx
Scope total	**xx.xx**	**xx.xx**	**xx.xx**	**xx.xx**	**xx.xx**	**xx.xx**	**xx.xx**	**xx.xx**

Table 191. Global Book Printing & Packaging Services Market Size, by Buyer Type, 2017-2040 (USD Million)

Buyer Type	2017	2024	2025	2026	2027	2032	2040	CAGR (%)
Corporate & Commercial Buyers	xx.xx	xx.xx	xx.xx	xx.xx	xx.xx	xx.xx	xx.xx	xx.xx
Educational & Research Institutions	xx.xx	xx.xx	xx.xx	xx.xx	xx.xx	xx.xx	xx.xx	xx.xx
Government & Intergovernmental Bodies	xx.xx	xx.xx	xx.xx	xx.xx	xx.xx	xx.xx	xx.xx	xx.xx
Nonprofit & Membership Organizations	xx.xx	xx.xx	xx.xx	xx.xx	xx.xx	xx.xx	xx.xx	xx.xx
Print & Production Service Providers	xx.xx	xx.xx	xx.xx	xx.xx	xx.xx	xx.xx	xx.xx	xx.xx
Private Individuals & Households	xx.xx	xx.xx	xx.xx	xx.xx	xx.xx	xx.xx	xx.xx	xx.xx
Publishing Organizations	xx.xx	xx.xx	xx.xx	xx.xx	xx.xx	xx.xx	xx.xx	xx.xx
Self-Publishing Authors & Creators	xx.xx	xx.xx	xx.xx	xx.xx	xx.xx	xx.xx	xx.xx	xx.xx
Total	**xx.xx**	**xx.xx**	**xx.xx**	**xx.xx**	**xx.xx**	**xx.xx**	**xx.xx**	**xx.xx**

Sources & Evidence

1. Frequently Asked Questions | IngramSpark

   · IngramSpark permits nonexclusive use with other providers when the publisher owns its ISBN; it separately excludes editing, typesetting, and design services. ([ingramspark.com](https://www.ingramspark.com/faqs))

   · Evidence informing base-year allocation inputs; displayed values and growth are calculated: The provider permits nonexclusive sourcing when the customer owns its ISBN and does not offer editing, typesetting or design. These terms constrain the author service boundary, not adoption or revenue growth.

   · Evidence informing forecast-year allocation inputs; displayed values and growth are calculated: The provider permits nonexclusive sourcing when the customer owns its ISBN and does not offer editing, typesetting or design. These terms constrain the author service boundary, not adoption or revenue growth.

2. Printing and Publishing Contractors - How to Register

   · GPO requires registration for Small Purchases quotations through GPO Publish but permits bids and proposals without completing that registration. ([gpo.gov](https://www.gpo.gov/how-to-work-with-us/vendors/how-to-register/printing-and-publishing-contractors))

3. Services | Puget Bindery

   · Puget expressly serves commercial printers and other business customers and excludes direct-to-consumer sales. ([pugetbindery.com](https://www.pugetbindery.com/services))

   · Evidence informing base-year allocation inputs; displayed values and growth are calculated: The bindery identifies commercial printers, publishers and corporate print buyers as customers and excludes direct-to-consumer sales. This supports trade-purchasing attribution but supplies no sales percentage.

   · Evidence informing forecast-year allocation inputs; displayed values and growth are calculated: The bindery identifies commercial printers, publishers and corporate print buyers as customers and excludes direct-to-consumer sales. This supports trade-purchasing attribution but supplies no sales percentage.

4. RFSQ 26-013: Yearbook Software and Printing Services | Halton District School Board
   - The notice authorizes only prequalified suppliers while expressing a preference for secure individual ordering by students or families. It does not establish the ultimate payer for every order. ([hdsb.bidsandtenders.ca](https://hdsb.bidsandtenders.ca/Module/Tenders/en/Tender/Detail/bcec7cec-xx.xx-466e-a520-54620f3c0209))
   - Evidence informing base-year allocation inputs; displayed values and growth are calculated: The yearbook qualification notice restricts supply to prequalified vendors while permitting school bulk orders and individual ordering. It supports separating commissioning authority from ultimate payment, but discloses no fulfilled-order value.
   - Evidence informing forecast-year allocation inputs; displayed values and growth are calculated: The yearbook qualification notice restricts supply to prequalified vendors while permitting school bulk orders and individual ordering. It supports separating commissioning authority from ultimate payment, but discloses no fulfilled-order value.
   - Evidence informing base-year allocation inputs; displayed values and growth are calculated: The individual-ordering option establishes an attribution uncertainty relevant to the modeled household portion; it does not establish the assumed xx.xx% proportion.
   - Evidence informing forecast-year allocation inputs; displayed values and growth are calculated: The individual-ordering option establishes an attribution uncertainty relevant to the modeled household portion; it does not establish the assumed xx.xx% proportion.
5. Preserve Your History | Friesens
   - The guidance addresses families, communities, organizations, individuals, committees, and small publishers, with routing based on preparation needs rather than buyer identity alone. ([friesens.com](https://www.friesens.com/history-books/))
6. Business Books - Print Professional, Custom Corporate Books | Blurb
   - Blurb's business-book offering establishes a corporate commissioning proposition, without independently proving the reported customer outcomes. ([blurb.com](https://www.blurb.com/business))
   - Evidence informing base-year allocation inputs; displayed values and growth are calculated: The business-book offering includes organizational presentation and corporate-gift applications. It establishes an in-scope commissioning proposition, not the modeled global copy quantity or spending.
   - Evidence informing forecast-year allocation inputs; displayed values and growth are calculated: The business-book offering includes organizational presentation and corporate-gift applications. It establishes an in-scope commissioning proposition, not the modeled global copy quantity or spending.
7. Invitation to Bid for Printing Services, LITB-2025-9195618 | UNICEF Cambodia
   - UNICEF Cambodia's printing invitation closing February xx.xx 2025 included books and specified an exclusive submission route, invalidating offers submitted otherwise. It is a historical solicitation, not an award. ([unicef.org](https://www.unicef.org/cambodia/km/invitation-bid-printing-services-litb-2025-xx.xx))
8. How to Use Lulu to Support Your Nonprofit | Lulu
   - Lulu permits a creator to designate an organization or nonprofit as a proceeds recipient. This establishes a beneficiary arrangement, not the recipient's role as purchaser of production services. ([blog.lulu.com](https://blog.lulu.com/how-to-use-lulu-to-support-your-nonprofit/))
   - Evidence informing base-year allocation inputs; displayed values and growth are calculated: The platform permits an organization or charity to receive creator proceeds. This supports excluding beneficiary-only arrangements from nonprofit commissioning; it does not measure nonprofit printing purchases.
   - Evidence informing forecast-year allocation inputs; displayed values and growth are calculated: The platform permits an organization or charity to receive creator proceeds. This supports excluding beneficiary-only arrangements from nonprofit commissioning; it does not measure nonprofit printing purchases.

9. 2022 North American Industry Classification System - United States

   · Taxonomy evidence: The manual distinguishes book publishers from independent authors acting as their own publishers. This supports purchaser-role identity, not verified printing expenditures. ([census.gov](https://www.census.gov/naics/reference_files_tools/2022_NAICS_Manual.pdf))

   · Taxonomy evidence: NAICS separately identifies book publishers, printing without publishing, institutional issuers, and independent authors acting as their own publishers. ([census.gov](https://www.census.gov/naics/reference_files_tools/2022_NAICS_Manual.pdf))

   · Evidence informing base-year allocation inputs; displayed values and growth are calculated: Dedicated book-publishing activity is separated from institutional primary activities and printing without publishing, constraining the Publishing Organizations numerator.

   · Evidence informing forecast-year allocation inputs; displayed values and growth are calculated: Dedicated book-publishing activity is separated from institutional primary activities and printing without publishing, constraining the Publishing Organizations numerator.

10. UNESCO - Revised Recommendation concerning the International Standardization of Statistics on the Production and Distribution of Books, Newspapers and Periodicals

    · Taxonomy evidence: The Recommendation distinguishes publishing houses from institutions whose publishing is subsidiary, supporting separation of professional publishing and institutional roles. ([unesco.org](https://www.unesco.org/en/legal-affairs/revised-recommendation-concerning-international-standardization-statistics-production-and))

11. European Book Publishing Statistics 2024

    · Evidence informing the 2024 market-value input; displayed series and growth include calculations: European publishers reported approximately EUR xx.xx of net book-sales revenue in 2024. The disclosed ebook and audiobook proportions inform the modeled xx.xx% physical-book revenue proportion; publisher revenue is an input, not printing-service revenue.

    · Evidence informing the 2025 market-value input; displayed series and growth include calculations: The 2024 publisher-revenue and format observations provide the European demand input carried into the 2025 estimate.

12. The Global Publishing Industry in 2022

    · Evidence informing the 2024 market-value input; displayed series and growth include calculations: Table xx.xx supplies country-level publishing revenues and identifies differences between retail-value, publisher-revenue, print-only and prior-year observations. Selected non-European country observations are adjusted for physical formats and period before estimating production spending.

    · Evidence informing the 2025 market-value input; displayed series and growth include calculations: The selected country observations contribute to the demand pool underlying the 2025 working estimate. Nielsen retail datasets elsewhere in the publication are not used.

    · Evidence informing base-year allocation inputs; displayed values and growth are calculated: The publishing survey documents differing coverage and retail-versus-publisher valuation. These limitations support an explicit attribution bridge rather than treating the inherited demand pool as a verified legal-buyer split.

    · Evidence informing forecast-year allocation inputs; displayed values and growth are calculated: The publishing survey documents differing coverage and retail-versus-publisher valuation. These limitations support an explicit attribution bridge rather than treating the inherited demand pool as a verified legal-buyer split.

13. 2024 年新闻出版统计公报

    · Evidence informing the 2024 market-value input; displayed series and growth include calculations: For 2024, the official table reports xx.xx book copies or sheets and CNY xx.xx of book-publishing revenue. These constrain the demand bridge and historical contraction, rather than directly measuring printing-service sales.

    · Evidence informing the 2025 market-value input; displayed series and growth include calculations: The 2024 book-publishing observation supplies the Chinese demand primitive for the 2025 model.

14. Foreign Exchange Rates - G.5A Annual, January 5, 2026
    - Evidence informing the 2024 market-value input; displayed series and growth include calculations: The official 2024 annual-average conversion inputs are USD xx.xx per EUR, CNY xx.xx per USD and CAD xx.xx per USD.
    - Evidence informing the 2025 market-value input; displayed series and growth include calculations: The exchange-rate table establishes the conversion basis of the preceding-year demand inputs used in the 2025 estimate; subsequent effective-USD price assumptions are modeled separately.
15. Book publishing industry, 2024 - Statistics Canada
    - Evidence informing the 2024 market-value input; displayed series and growth include calculations: Canadian publishers reported CAD xx.xx of print sales outside the online category and CAD xx.xx of online print sales in 2024. Their sum, rather than total operating revenue, supplies the physical-book demand input.
    - Evidence informing the 2025 market-value input; displayed series and growth include calculations: Reported cost of goods sold of CAD xx.xx, up CAD xx.xx from 2022, supplies a cost-pressure cross-check, not a directly attributable printing-services total.
16. U.S. Census Bureau - Books Printing: Shipments, annual table
    - Evidence informing the 2017 market-value input; displayed series and growth include calculations: U.S. books-printing shipments were USD xx.xx in 2017; this is a national production anchor for the historical model.
    - Evidence informing the 2018 market-value input; displayed series and growth include calculations: U.S. books-printing shipments were USD xx.xx in 2018.
    - Evidence informing the 2019 market-value input; displayed series and growth include calculations: U.S. books-printing shipments were USD xx.xx in 2019.
    - Evidence informing the 2020 market-value input; displayed series and growth include calculations: U.S. books-printing shipments were USD xx.xx in 2020.
    - Evidence informing the 2021 market-value input; displayed series and growth include calculations: U.S. books-printing shipments were USD xx.xx in 2021.
    - Evidence informing the 2022 market-value input; displayed series and growth include calculations: U.S. books-printing shipments were USD xx.xx in 2022.
    - Evidence informing the 2024 market-value input; displayed series and growth include calculations: U.S. books-printing shipments were USD xx.xx in 2024. This national industrial measure is narrower than the composite global service boundary.
17. U.S. Census Bureau - Book Publishers, All Establishments: Revenue, annual table
    - Evidence informing the 2024 market-value input; displayed series and growth include calculations: The Census annual series reports USD xx.xx of U.S. book-publisher revenue for 2024. A modeled xx.xx% physical-book proportion excludes digital and other adjacent receipts.
    - Evidence informing the 2025 market-value input; displayed series and growth include calculations: The 2024 Census observation replaces an older survey-based U.S. revenue bridge in the demand pool underlying 2025.
18. Scholastic Corporation - Form 10-K for the year ended May 31, 2025
    - Evidence informing the 2024 market-value input; displayed series and growth include calculations: Scholastic's fiscal 2024 product, service, production and inventory-reserve costs were xx.xx% of revenue; postage, freight, shipping, fulfillment and other costs were xx.xx%. These broad categories constrain, but do not directly establish, eligible outsourced-service spending.
    - Evidence informing the 2025 market-value input; displayed series and growth include calculations: The corresponding fiscal 2025 proportions were xx.xx% and xx.xx%. Royalties and prepublication amortization are separately disclosed, allowing their exclusion from the service-market bridge.

19. CEWE achieves all targets in 2025 and aims to further increase revenue and earnings in 2026
    - Evidence informing the 2025 market-value input; displayed series and growth include calculations: CEWE reported xx.xx CEWE PHOTOBOOK copies in 2025 versus xx.xx in 2024, supporting a positive specialty-book volume assumption without establishing global adoption.
    - Evidence informing the 2026 market-value input; displayed series and growth include calculations: Observed 2025 photobook growth informs the specialty-demand assumption for 2026; the market value remains modeled.
    - Evidence informing the 2032 market-value input; displayed series and growth include calculations: The observed specialty-book activity is a starting condition for the forecast, not independent proof of continued growth through 2032.
    - Evidence informing the 2040 market-value input; displayed series and growth include calculations: The forecast explicitly slows specialty-demand growth after 2032; this source supplies the initial commercial observation, not the long-term growth rate.
    - Evidence informing base-year allocation inputs; displayed values and growth are calculated: CEWE reports xx.xx photobooks in 2025 versus xx.xx in 2024. These observations constrain specialty-book scale and provide a forecast starting condition, not proof of Global household share or continued growth.
    - Evidence informing forecast-year allocation inputs; displayed values and growth are calculated: CEWE reports xx.xx photobooks in 2025 versus xx.xx in 2024. These observations constrain specialty-book scale and provide a forecast starting condition, not proof of Global household share or continued growth.
20. Paperback Printing Cost - Kindle Direct Publishing
    - Evidence informing the 2025 market-value input; displayed series and growth include calculations: The inspected U.S. paperback schedule charges USD xx.xx plus USD xx.xx per page for the specified regular-trim black-ink category. It provides a contemporary commercial price comparison for the assumed USD xx.xx self-publishing production receipt, not an observed historical price or volume.
    - Evidence informing the 2026 market-value input; displayed series and growth include calculations: The schedule distinguishes printing charges from royalties and retail list prices, supporting the production-receipt boundary used in the estimate.
    - Evidence informing base-year allocation inputs; displayed values and growth are calculated: The inspected U.S. regular-trim black-ink schedule charges USD xx.xx plus USD xx.xx per page. It is a contemporary production-charge comparison for the modeled USD xx.xx receipt, not an observed historical Global average.
    - Evidence informing forecast-year allocation inputs; displayed values and growth are calculated: The inspected U.S. regular-trim black-ink schedule charges USD xx.xx plus USD xx.xx per page. It is a contemporary production-charge comparison for the modeled USD xx.xx receipt, not an observed historical Global average.
21. European Book Publishing Statistics 2017
    - Evidence informing the 2017 market-value input; displayed series and growth include calculations: The association's primary survey reports approximately EUR xx.xx of European net publisher revenue for 2017, constraining the pre-pandemic demand level.
22. European Book Publishing Statistics 2019
    - Evidence informing the 2018 market-value input; displayed series and growth include calculations: The association reports approximately EUR xx.xx of publisher revenue for 2018.
    - Evidence informing the 2019 market-value input; displayed series and growth include calculations: The association reports approximately EUR xx.xx for 2019 and identifies a questionnaire change that limits exact comparability with earlier observations.
23. 2021 年新闻出版产业分析报告
    - Evidence informing the 2020 market-value input; displayed series and growth include calculations: The official report's 2021 comparison identifies a substantial rebound from 2020, constraining the pandemic-recovery bridge.
    - Evidence informing the 2021 market-value input; displayed series and growth include calculations: China reported xx.xx book copies or sheets in 2021, up xx.xx%; the report also distinguishes textbook output and reprints.

24. European Book Publishing Statistics 2023
    - Evidence informing the 2022 market-value input; displayed series and growth include calculations: European net publisher revenue was approximately EUR xx.xx in 2022; the association describes paper-cost pressure and price-led growth.
25. U.S. Census Bureau - Books Printing: 2002
    - Evidence informing base-year allocation inputs; displayed values and growth are calculated: Table xx.xx reports 2002 U.S. books-printing contract-work costs of USD xx.xx and shipments of USD xx.xx. Their ratio supplies a dated manufacturing-subcontract proxy, held constant within the forecast component.
    - Evidence informing forecast-year allocation inputs; displayed values and growth are calculated: Table xx.xx reports 2002 U.S. books-printing contract-work costs of USD xx.xx and shipments of USD xx.xx. Their ratio supplies a dated manufacturing-subcontract proxy, held constant within the forecast component.
    - Evidence informing base-year allocation inputs; displayed values and growth are calculated: The historical subcontract-cost input constrains the modeled transfer from publisher-origin commissioning to performing suppliers, without adding another gross contract value.
    - Evidence informing forecast-year allocation inputs; displayed values and growth are calculated: The historical subcontract-cost input constrains the modeled transfer from publisher-origin commissioning to performing suppliers, without adding another gross contract value.
26. Samfine Creation Holdings Group Limited - Form 20-F for the year ended December 31, 2025
    - Evidence informing base-year allocation inputs; displayed values and growth are calculated: The company reports USD xx.xx of 2025 book-product revenue and principally serves book traders that secure printing contracts and outsource production. This is a supplier-specific quantitative role check, not a Global allocation weight.
    - Evidence informing forecast-year allocation inputs; displayed values and growth are calculated: The company reports USD xx.xx of 2025 book-product revenue and principally serves book traders that secure printing contracts and outsource production. This is a supplier-specific quantitative role check, not a Global allocation weight.
27. Ministry of Education - NCERT and Amazon Letter of Engagement, October 7, 2024
    - Evidence informing base-year allocation inputs; displayed values and growth are calculated: The October xx.xx 2024 announcement targeted xx.xx NCERT books for academic 2025-xx.xx. This is a planned institutional activity anchor; realization, eligible receipts and subsequent growth are modeled separately.
    - Evidence informing forecast-year allocation inputs; displayed values and growth are calculated: The October xx.xx 2024 announcement targeted xx.xx NCERT books for academic 2025-xx.xx. This is a planned institutional activity anchor; realization, eligible receipts and subsequent growth are modeled separately.
28. Bangladesh e-GP - NCTB/TEXTBOOK/2025, Package GD.102_SEC_8.031
    - Evidence informing base-year allocation inputs; displayed values and growth are calculated: The government-funded procurement plan specifies xx.xx academic-2025 textbook copies and an estimated BDT xx.xx for printing, binding and supply. It constrains commercial order scale and local unit-budget plausibility, not realized annual revenue.
    - Evidence informing forecast-year allocation inputs; displayed values and growth are calculated: The government-funded procurement plan specifies xx.xx academic-2025 textbook copies and an estimated BDT xx.xx for printing, binding and supply. It constrains commercial order scale and local unit-budget plausibility, not realized annual revenue.
29. Students suffer as NCTB fails to deliver books - The Daily Star, January 17, 2025
    - Evidence informing base-year allocation inputs; displayed values and growth are calculated: The January xx.xx 2025 report corroborates the dated approximately xx.xx-copy textbook target and early-year delivery disruption. Target realization and supplier receipts remain modeled.
30. Secondary-level students: A new year without full set of books for many - The Daily Star, December 28, 2025
    - Evidence informing forecast-year allocation inputs; displayed values and growth are calculated: The December xx.xx 2025 report corroborates the approximately xx.xx-copy academic-2026 target and continued delivery slippage. It informs a normalization assumption, not an observed 2032 share.

12.1. Publishing Organizations

Table 192. Global Book Printing & Packaging Services Market Size, by Publishing Organizations, by Region, 2017-2040 (USD Million)

Region	2017	2024	2025	2026	2027	2032	2040	CAGR (%)
Africa	xx.xx	xx.xx	xx.xx	xx.xx	xx.xx	xx.xx	xx.xx	xx.xx
Asia-Pacific	xx.xx	xx.xx	xx.xx	xx.xx	xx.xx	xx.xx	xx.xx	xx.xx
Europe	xx.xx	xx.xx	xx.xx	xx.xx	xx.xx	xx.xx	xx.xx	xx.xx
Latin America	xx.xx	xx.xx	xx.xx	xx.xx	xx.xx	xx.xx	xx.xx	xx.xx
Middle East	xx.xx	xx.xx	xx.xx	xx.xx	xx.xx	xx.xx	xx.xx	xx.xx
North America	xx.xx	xx.xx	xx.xx	xx.xx	xx.xx	xx.xx	xx.xx	xx.xx
Total	**xx.xx**	**xx.xx**	**xx.xx**	**xx.xx**	**xx.xx**	**xx.xx**	**xx.xx**	**xx.xx**

Table 193. Global Book Printing & Packaging Services Market Size, by Publishing Organizations, by Group, 2017-2040 (USD Million)

Group	2017	2024	2025	2026	2027	2032	2040	CAGR (%)
ASEAN	xx.xx	xx.xx	xx.xx	xx.xx	xx.xx	xx.xx	xx.xx	xx.xx
BRICS	xx.xx	xx.xx	xx.xx	xx.xx	xx.xx	xx.xx	xx.xx	xx.xx
European Union	xx.xx	xx.xx	xx.xx	xx.xx	xx.xx	xx.xx	xx.xx	xx.xx
G7	xx.xx	xx.xx	xx.xx	xx.xx	xx.xx	xx.xx	xx.xx	xx.xx
GCC	xx.xx	xx.xx	xx.xx	xx.xx	xx.xx	xx.xx	xx.xx	xx.xx
NATO	xx.xx	xx.xx	xx.xx	xx.xx	xx.xx	xx.xx	xx.xx	xx.xx

Table 194. Global Book Printing & Packaging Services Market Size, by Publishing Organizations, by Country, 2017-2040 (USD Million)

Country	2017	2024	2025	2026	2027	2032	2040	CAGR (%)
Australia	xx.xx	xx.xx	xx.xx	xx.xx	xx.xx	xx.xx	xx.xx	xx.xx
Brazil	xx.xx	xx.xx	xx.xx	xx.xx	xx.xx	xx.xx	xx.xx	xx.xx
Canada	xx.xx	xx.xx	xx.xx	xx.xx	xx.xx	xx.xx	xx.xx	xx.xx
China	xx.xx	xx.xx	xx.xx	xx.xx	xx.xx	xx.xx	xx.xx	xx.xx
France	xx.xx	xx.xx	xx.xx	xx.xx	xx.xx	xx.xx	xx.xx	xx.xx
Germany	xx.xx	xx.xx	xx.xx	xx.xx	xx.xx	xx.xx	xx.xx	xx.xx
India	xx.xx	xx.xx	xx.xx	xx.xx	xx.xx	xx.xx	xx.xx	xx.xx
Italy	xx.xx	xx.xx	xx.xx	xx.xx	xx.xx	xx.xx	xx.xx	xx.xx
Japan	xx.xx	xx.xx	xx.xx	xx.xx	xx.xx	xx.xx	xx.xx	xx.xx
Mexico	xx.xx	xx.xx	xx.xx	xx.xx	xx.xx	xx.xx	xx.xx	xx.xx
Russia	xx.xx	xx.xx	xx.xx	xx.xx	xx.xx	xx.xx	xx.xx	xx.xx
South Korea	xx.xx	xx.xx	xx.xx	xx.xx	xx.xx	xx.xx	xx.xx	xx.xx
Spain	xx.xx	xx.xx	xx.xx	xx.xx	xx.xx	xx.xx	xx.xx	xx.xx
United Kingdom	xx.xx	xx.xx	xx.xx	xx.xx	xx.xx	xx.xx	xx.xx	xx.xx
United States	xx.xx	xx.xx	xx.xx	xx.xx	xx.xx	xx.xx	xx.xx	xx.xx
Others	xx.xx	xx.xx	xx.xx	xx.xx	xx.xx	xx.xx	xx.xx	xx.xx
Total	**xx.xx**	**xx.xx**	**xx.xx**	**xx.xx**	**xx.xx**	**xx.xx**	**xx.xx**	**xx.xx**

Sources & Evidence

1. 2022 North American Industry Classification System - United States
   - Taxonomy evidence: Book publishers undertake the design, editing, and marketing activities associated with producing and distributing books; music publishing is separately recognized. ([census.gov](https://www.census.gov/naics/reference_files_tools/2022_NAICS_Manual.pdf))
   - Evidence informing base-year allocation inputs; displayed values and growth are calculated: Dedicated book-publishing activity is separated from institutional primary activities and printing without publishing, constraining the Publishing Organizations numerator.
   - Evidence informing forecast-year allocation inputs; displayed values and growth are calculated: Dedicated book-publishing activity is separated from institutional primary activities and printing without publishing, constraining the Publishing Organizations numerator.
2. UNESCO - Revised Recommendation concerning the International Standardization of Statistics on the Production and Distribution of Books, Newspapers and Periodicals
   - Taxonomy evidence: Publishing-house identity is based on publishing as the predominant business activity, irrespective of legal status. ([unesco.org](https://www.unesco.org/en/legal-affairs/revised-recommendation-concerning-international-standardization-statistics-production-and))

3. European Book Publishing Statistics 2024

- Evidence informing the 2024 market-value input; displayed series and growth include calculations: European publishers reported approximately EUR xx.xx of net book-sales revenue in 2024. The disclosed ebook and audiobook proportions inform the modeled xx.xx% physical-book revenue proportion; publisher revenue is an input, not printing-service revenue.
- Evidence informing the 2025 market-value input; displayed series and growth include calculations: The 2024 publisher-revenue and format observations provide the European demand input carried into the 2025 estimate.
- Evidence informing base-year allocation inputs; displayed values and growth are calculated: EUR xx.xx of 2024 publisher revenue and weakening physical volumes constrain the European demand weight and forecast, not directly observed service shares.
([fep-fee.eu](https://www.fep-fee.eu/European-Book-Publishing-Statistics-2024))
- Evidence informing forecast-year allocation inputs; displayed values and growth are calculated: EUR xx.xx of 2024 publisher revenue and weakening physical volumes constrain the European demand weight and forecast, not directly observed service shares.
([fep-fee.eu](https://www.fep-fee.eu/European-Book-Publishing-Statistics-2024))

4. The Global Publishing Industry in 2022

- Evidence informing the 2024 market-value input; displayed series and growth include calculations: Table xx.xx supplies country-level publishing revenues and identifies differences between retail-value, publisher-revenue, print-only and prior-year observations. Selected non-European country observations are adjusted for physical formats and period before estimating production spending.
- Evidence informing the 2025 market-value input; displayed series and growth include calculations: The selected country observations contribute to the demand pool underlying the 2025 working estimate. Nielsen retail datasets elsewhere in the publication are not used.
- Evidence informing base-year allocation inputs; displayed values and growth are calculated: Country revenue/format proxies constrain commissioning weights. ([wipo.int](https://www.wipo.int/edocs/pubdocs/en/wipo-pub-xx.xx-2023-xx.xx-en-the-global-publishing-industry-in-2022.pdf))
- Evidence informing forecast-year allocation inputs; displayed values and growth are calculated: Country revenue/format proxies constrain commissioning weights. ([wipo.int](https://www.wipo.int/edocs/pubdocs/en/wipo-pub-xx.xx-2023-xx.xx-en-the-global-publishing-industry-in-2022.pdf))
- Evidence informing base-year allocation inputs; displayed values and growth are calculated: Revenue and registration proxies constrain allocation. ([wipo.int](https://www.wipo.int/edocs/pubdocs/en/wipo-pub-xx.xx-2023-xx.xx-en-the-global-publishing-industry-in-2022.pdf))
- Evidence informing forecast-year allocation inputs; displayed values and growth are calculated: Revenue and registration proxies constrain allocation. ([wipo.int](https://www.wipo.int/edocs/pubdocs/en/wipo-pub-xx.xx-2023-xx.xx-en-the-global-publishing-industry-in-2022.pdf))
- Evidence informing base-year allocation inputs; displayed values and growth are calculated: Revenue, format and title proxies constrain allocation. ([wipo.int](https://www.wipo.int/edocs/pubdocs/en/wipo-pub-xx.xx-2023-xx.xx-en-the-global-publishing-industry-in-2022.pdf))
- Evidence informing forecast-year allocation inputs; displayed values and growth are calculated: Revenue, format and title proxies constrain allocation. ([wipo.int](https://www.wipo.int/edocs/pubdocs/en/wipo-pub-xx.xx-2023-xx.xx-en-the-global-publishing-industry-in-2022.pdf))
- Evidence informing base-year allocation inputs; displayed values and growth are calculated: Turkish revenue constrains regional commissioning scale. ([wipo.int](https://www.wipo.int/edocs/pubdocs/en/wipo-pub-xx.xx-2023-xx.xx-en-the-global-publishing-industry-in-2022.pdf))
- Evidence informing forecast-year allocation inputs; displayed values and growth are calculated: Turkish revenue constrains regional commissioning scale. ([wipo.int](https://www.wipo.int/edocs/pubdocs/en/wipo-pub-xx.xx-2023-xx.xx-en-the-global-publishing-industry-in-2022.pdf))
- Evidence informing base-year allocation inputs; displayed values and growth are calculated: Nigerian registration activity supplies a modeled-demand input. ([wipo.int](https://www.wipo.int/edocs/pubdocs/en/wipo-pub-xx.xx-2023-xx.xx-en-the-global-publishing-industry-in-2022.pdf))
- Evidence informing forecast-year allocation inputs; displayed values and growth are calculated: Nigerian registration activity supplies a modeled-demand input. ([wipo.int](https://www.wipo.int/edocs/pubdocs/en/wipo-pub-xx.xx-2023-xx.xx-en-the-global-publishing-industry-in-2022.pdf))
- Evidence informing base-year allocation inputs; displayed values and growth are calculated: Country revenue, format and registration proxies constrain allocation. ([wipo.int](https://www.wipo.int/edocs/pubdocs/en/wipo-pub-xx.xx-2023-xx.xx-en-the-global-publishing-industry-in-2022.pdf))
- Evidence informing forecast-year allocation inputs; displayed values and growth are calculated: Country revenue, format and registration proxies constrain allocation. ([wipo.int](https://www.wipo.int/edocs/pubdocs/en/wipo-pub-xx.xx-2023-xx.xx-en-the-global-publishing-industry-in-2022.pdf))
- Evidence informing base-year allocation inputs; displayed values and growth are calculated: The publishing survey documents differing coverage and retail-versus-publisher valuation. These limitations support an explicit attribution bridge rather than treating the inherited demand pool as a verified legal-buyer split.
- Evidence informing forecast-year allocation inputs; displayed values and growth are calculated: The publishing survey documents differing coverage and retail-versus-publisher valuation. These limitations support an explicit attribution bridge rather than treating the inherited demand pool as a verified legal-buyer split.

5. 2024 年新闻出版统计公报

   · Evidence informing the 2024 market-value input; displayed series and growth include calculations: For 2024, the official table reports xx.xx book copies or sheets and CNY xx.xx of book-publishing revenue. These constrain the demand bridge and historical contraction, rather than directly measuring printing-service sales.

   · Evidence informing the 2025 market-value input; displayed series and growth include calculations: The 2024 book-publishing observation supplies the Chinese demand primitive for the 2025 model.

   · Evidence informing base-year allocation inputs; displayed values and growth are calculated: 2024 book-publishing revenue of CNY xx.xx supplies the physical-demand proxy; reported output contraction qualifies growth assumptions. ([nppa.gov.cn](https://www.nppa.gov.cn/xxgk/fdzdgknr/tjxx/xx.xx/P020251218382424228218.pdf))

   · Evidence informing forecast-year allocation inputs; displayed values and growth are calculated: 2024 book-publishing revenue of CNY xx.xx supplies the physical-demand proxy; reported output contraction qualifies growth assumptions. ([nppa.gov.cn](https://www.nppa.gov.cn/xxgk/fdzdgknr/tjxx/xx.xx/P020251218382424228218.pdf))

   · Evidence informing base-year allocation inputs; displayed values and growth are calculated: The Chinese book-publishing observation is a major regional demand input, distinct from all printing and packaging industry revenue. ([nppa.gov.cn](https://www.nppa.gov.cn/xxgk/fdzdgknr/tjxx/xx.xx/P020251218382424228218.pdf))

   · Evidence informing forecast-year allocation inputs; displayed values and growth are calculated: The Chinese book-publishing observation is a major regional demand input, distinct from all printing and packaging industry revenue. ([nppa.gov.cn](https://www.nppa.gov.cn/xxgk/fdzdgknr/tjxx/xx.xx/P020251218382424228218.pdf))

6. Foreign Exchange Rates - G.5A Annual, January 5, 2026

   · Evidence informing the 2024 market-value input; displayed series and growth include calculations: The official 2024 annual-average conversion inputs are USD xx.xx per EUR, CNY xx.xx per USD and CAD xx.xx per USD.

   · Evidence informing the 2025 market-value input; displayed series and growth include calculations: The exchange-rate table establishes the conversion basis of the preceding-year demand inputs used in the 2025 estimate; subsequent effective-USD price assumptions are modeled separately.

7. Book publishing industry, 2024 - Statistics Canada

   · Evidence informing the 2024 market-value input; displayed series and growth include calculations: Canadian publishers reported CAD xx.xx of print sales outside the online category and CAD xx.xx of online print sales in 2024. Their sum, rather than total operating revenue, supplies the physical-book demand input.

   · Evidence informing the 2025 market-value input; displayed series and growth include calculations: Reported cost of goods sold of CAD xx.xx, up CAD xx.xx from 2022, supplies a cost-pressure cross-check, not a directly attributable printing-services total.

   · Evidence informing base-year allocation inputs; displayed values and growth are calculated: CAD xx.xx plus CAD xx.xx of print sales supplies a physical-book commissioning proxy; digital growth constrains the forecast mix. ([www150.statcan.gc.ca](https://www150.statcan.gc.ca/n1/daily-quotidien/xx.xx/dq260205b-eng.pdf))

   · Evidence informing forecast-year allocation inputs; displayed values and growth are calculated: CAD xx.xx plus CAD xx.xx of print sales supplies a physical-book commissioning proxy; digital growth constrains the forecast mix. ([www150.statcan.gc.ca](https://www150.statcan.gc.ca/n1/daily-quotidien/xx.xx/dq260205b-eng.pdf))

   · Evidence informing base-year allocation inputs; displayed values and growth are calculated: The Canadian physical-book input contributes to the North American demand index; it is publisher revenue, not service receipts. ([www150.statcan.gc.ca](https://www150.statcan.gc.ca/n1/daily-quotidien/xx.xx/dq260205b-eng.pdf))

   · Evidence informing forecast-year allocation inputs; displayed values and growth are calculated: The Canadian physical-book input contributes to the North American demand index; it is publisher revenue, not service receipts. ([www150.statcan.gc.ca](https://www150.statcan.gc.ca/n1/daily-quotidien/xx.xx/dq260205b-eng.pdf))

8. U.S. Census Bureau - Books Printing: Shipments, annual table
   - Evidence informing the 2017 market-value input; displayed series and growth include calculations: U.S. books-printing shipments were USD xx.xx in 2017; this is a national production anchor for the historical model.
   - Evidence informing the 2018 market-value input; displayed series and growth include calculations: U.S. books-printing shipments were USD xx.xx in 2018.
   - Evidence informing the 2019 market-value input; displayed series and growth include calculations: U.S. books-printing shipments were USD xx.xx in 2019.
   - Evidence informing the 2020 market-value input; displayed series and growth include calculations: U.S. books-printing shipments were USD xx.xx in 2020.
   - Evidence informing the 2021 market-value input; displayed series and growth include calculations: U.S. books-printing shipments were USD xx.xx in 2021.
   - Evidence informing the 2022 market-value input; displayed series and growth include calculations: U.S. books-printing shipments were USD xx.xx in 2022.
   - Evidence informing the 2024 market-value input; displayed series and growth include calculations: U.S. books-printing shipments were USD xx.xx in 2024. This national industrial measure is narrower than the composite global service boundary.
9. U.S. Census Bureau - Book Publishers, All Establishments: Revenue, annual table
   - Evidence informing the 2024 market-value input; displayed series and growth include calculations: The Census annual series reports USD xx.xx of U.S. book-publisher revenue for 2024. A modeled xx.xx% physical-book proportion excludes digital and other adjacent receipts.
   - Evidence informing the 2025 market-value input; displayed series and growth include calculations: The 2024 Census observation replaces an older survey-based U.S. revenue bridge in the demand pool underlying 2025.
   - Evidence informing base-year allocation inputs; displayed values and growth are calculated: The official Census revenue-series page defines the publisher-receipt measure underlying the retained U.S. input; the exact 2024 cell was not independently re-extracted. ([fred.stlouisfed.org](https://fred.stlouisfed.org/data/AIES51113RCT00US))
   - Evidence informing forecast-year allocation inputs; displayed values and growth are calculated: The official Census revenue-series page defines the publisher-receipt measure underlying the retained U.S. input; the exact 2024 cell was not independently re-extracted. ([fred.stlouisfed.org](https://fred.stlouisfed.org/data/AIES51113RCT00US))
10. Scholastic Corporation - Form 10-K for the year ended May 31, 2025
    - Evidence informing the 2024 market-value input; displayed series and growth include calculations: Scholastic's fiscal 2024 product, service, production and inventory-reserve costs were xx.xx% of revenue; postage, freight, shipping, fulfillment and other costs were xx.xx%. These broad categories constrain, but do not directly establish, eligible outsourced-service spending.
    - Evidence informing the 2025 market-value input; displayed series and growth include calculations: The corresponding fiscal 2025 proportions were xx.xx% and xx.xx%. Royalties and prepublication amortization are separately disclosed, allowing their exclusion from the service-market bridge.

11. CEWE achieves all targets in 2025 and aims to further increase revenue and earnings in 2026

- Evidence informing the 2025 market-value input; displayed series and growth include calculations: CEWE reported xx.xx CEWE PHOTOBOOK copies in 2025 versus xx.xx in 2024, supporting a positive specialty-book volume assumption without establishing global adoption.
- Evidence informing the 2026 market-value input; displayed series and growth include calculations: Observed 2025 photobook growth informs the specialty-demand assumption for 2026; the market value remains modeled.
- Evidence informing the 2032 market-value input; displayed series and growth include calculations: The observed specialty-book activity is a starting condition for the forecast, not independent proof of continued growth through 2032.
- Evidence informing the 2040 market-value input; displayed series and growth include calculations: The forecast explicitly slows specialty-demand growth after 2032; this source supplies the initial commercial observation, not the long-term growth rate.
- Evidence informing base-year allocation inputs; displayed values and growth are calculated: Company photobook activity constrains the materiality of specialty commissions; it does not establish the modeled European specialty multiplier or continued growth through 2032. ([ir.cewe.de](https://ir.cewe.de/en/news/cewe-achieves-all-targets-in-2025-and-aims-to-further-increase-revenue-and-earnings-in/70292c17-c943-xx.xx-bd11-4323b6ce54d8))
- Evidence informing forecast-year allocation inputs; displayed values and growth are calculated: Company photobook activity constrains the materiality of specialty commissions; it does not establish the modeled European specialty multiplier or continued growth through 2032. ([ir.cewe.de](https://ir.cewe.de/en/news/cewe-achieves-all-targets-in-2025-and-aims-to-further-increase-revenue-and-earnings-in/70292c17-c943-xx.xx-bd11-4323b6ce54d8))

12. Paperback Printing Cost - Kindle Direct Publishing

- Evidence informing the 2025 market-value input; displayed series and growth include calculations: The inspected U.S. paperback schedule charges USD xx.xx plus USD xx.xx per page for the specified regular-trim black-ink category. It provides a contemporary commercial price comparison for the assumed USD xx.xx self-publishing production receipt, not an observed historical price or volume.
- Evidence informing the 2026 market-value input; displayed series and growth include calculations: The schedule distinguishes printing charges from royalties and retail list prices, supporting the production-receipt boundary used in the estimate.

13. European Book Publishing Statistics 2017

- Evidence informing the 2017 market-value input; displayed series and growth include calculations: The association's primary survey reports approximately EUR xx.xx of European net publisher revenue for 2017, constraining the pre-pandemic demand level.

14. European Book Publishing Statistics 2019

- Evidence informing the 2018 market-value input; displayed series and growth include calculations: The association reports approximately EUR xx.xx of publisher revenue for 2018.
- Evidence informing the 2019 market-value input; displayed series and growth include calculations: The association reports approximately EUR xx.xx for 2019 and identifies a questionnaire change that limits exact comparability with earlier observations.

15. 2021 年新闻出版产业分析报告

- Evidence informing the 2020 market-value input; displayed series and growth include calculations: The official report's 2021 comparison identifies a substantial rebound from 2020, constraining the pandemic-recovery bridge.
- Evidence informing the 2021 market-value input; displayed series and growth include calculations: China reported xx.xx book copies or sheets in 2021, up xx.xx%; the report also distinguishes textbook output and reprints.

16. European Book Publishing Statistics 2023

- Evidence informing the 2022 market-value input; displayed series and growth include calculations: European net publisher revenue was approximately EUR xx.xx in 2022; the association describes paper-cost pressure and price-led growth.

17. Foreign Exchange Rates - G.5A Annual, January 5, 2026
    - Evidence informing base-year allocation inputs; displayed values and growth are calculated: Official annual-average exchange-rate methodology supports the frozen common-USD conversion convention; it does not measure service demand. ([federalreserve.gov](https://www.federalreserve.gov/releases/g5a/xx.xx/))
    - Evidence informing forecast-year allocation inputs; displayed values and growth are calculated: Official annual-average exchange-rate methodology supports the frozen common-USD conversion convention; it does not measure service demand. ([federalreserve.gov](https://www.federalreserve.gov/releases/g5a/xx.xx/))
    - Evidence informing base-year allocation inputs; displayed values and growth are calculated: The annual currency-conversion convention prevents mixing local-currency demand inputs with USD allocation weights. ([federalreserve.gov](https://www.federalreserve.gov/releases/g5a/xx.xx/))
    - Evidence informing forecast-year allocation inputs; displayed values and growth are calculated: The annual currency-conversion convention prevents mixing local-currency demand inputs with USD allocation weights. ([federalreserve.gov](https://www.federalreserve.gov/releases/g5a/xx.xx/))
18. GCC Statistical Center - Education Statistics 2024 announcement, March 23, 2026
    - Evidence informing base-year allocation inputs; displayed values and growth are calculated: Approximately xx.xx general-school pupils constrain the regional educational customer pool; national apportionment and monetization are assumed. ([gccstat.org](https://www.gccstat.org/news/xx.xx))
    - Evidence informing forecast-year allocation inputs; displayed values and growth are calculated: Approximately xx.xx general-school pupils constrain the regional educational customer pool; national apportionment and monetization are assumed. ([gccstat.org](https://www.gccstat.org/news/xx.xx))
19. South African Book Publishing Industry Survey 2023-2024
    - Evidence informing base-year allocation inputs; displayed values and growth are calculated: The transparent national publisher survey supplies a regional commercial comparator, not an observed African printing-service total. ([publishsa.co.za](https://publishsa.co.za/wp-content/uploads/2025/xx.xx/South-African-Book-Publishing-Industry-Survey-2023-2024.pdf))
    - Evidence informing forecast-year allocation inputs; displayed values and growth are calculated: The transparent national publisher survey supplies a regional commercial comparator, not an observed African printing-service total. ([publishsa.co.za](https://publishsa.co.za/wp-content/uploads/2025/xx.xx/South-African-Book-Publishing-Industry-Survey-2023-2024.pdf))
20. Ministry of Education - Press conference release, December 17, 2024
    - Evidence informing base-year allocation inputs; displayed values and growth are calculated: The announced increase in annual NCERT textbook printing from xx.xx to xx.xx supports an educational-demand mechanism, not realized supplier receipts or the modeled forecast share. ([education.gov.in](https://www.education.gov.in/sites/upload_files/mhrd/files/PIB%20releae%20of%20the%20Press%20Conference%20held%20today.pdf))
    - Evidence informing forecast-year allocation inputs; displayed values and growth are calculated: The announced increase in annual NCERT textbook printing from xx.xx to xx.xx supports an educational-demand mechanism, not realized supplier receipts or the modeled forecast share. ([education.gov.in](https://www.education.gov.in/sites/upload_files/mhrd/files/PIB%20releae%20of%20the%20Press%20Conference%20held%20today.pdf))
21. Global Connect - Ingram Content Group
    - Evidence informing base-year allocation inputs; displayed values and growth are calculated: Agreement-dependent network access does not quantify Brazilian commissions or guarantee institutional awards. ([resources.ingramcontent.com](https://resources.ingramcontent.com/publishers/global-connect))
    - Evidence informing forecast-year allocation inputs; displayed values and growth are calculated: Agreement-dependent network access does not quantify Brazilian commissions or guarantee institutional awards. ([resources.ingramcontent.com](https://resources.ingramcontent.com/publishers/global-connect))

22. Paperback and Hardcover Distribution Rights - Kindle Direct Publishing
- Evidence informing base-year allocation inputs; displayed values and growth are calculated: The marketplace-specific physical-book distribution restriction is not evidence of zero Mexican printing and packaging demand. ([kdp.amazon.com](https://kdp.amazon.com/en_US/help/topic/G201834280))
- Evidence informing forecast-year allocation inputs; displayed values and growth are calculated: The marketplace-specific physical-book distribution restriction is not evidence of zero Mexican printing and packaging demand. ([kdp.amazon.com](https://kdp.amazon.com/en_US/help/topic/G201834280))

23. U.S. Census Bureau - Books Printing: 2002
- Evidence informing base-year allocation inputs; displayed values and growth are calculated: The historical subcontract-cost input constrains the modeled transfer from publisher-origin commissioning to performing suppliers, without adding another gross contract value.
- Evidence informing forecast-year allocation inputs; displayed values and growth are calculated: The historical subcontract-cost input constrains the modeled transfer from publisher-origin commissioning to performing suppliers, without adding another gross contract value.

12.2. Print & Production Service Providers

Table 195. Global Book Printing & Packaging Services Market Size, by Print & Production Service Providers, by Region, 2017-2040 (USD Million)

Region	2017	2024	2025	2026	2027	2032	2040	CAGR (%)
Africa	xx.xx	xx.xx	xx.xx	xx.xx	xx.xx	xx.xx	xx.xx	xx.xx
Asia-Pacific	xx.xx	xx.xx	xx.xx	xx.xx	xx.xx	xx.xx	xx.xx	xx.xx
Europe	xx.xx	xx.xx	xx.xx	xx.xx	xx.xx	xx.xx	xx.xx	xx.xx
Latin America	xx.xx	xx.xx	xx.xx	xx.xx	xx.xx	xx.xx	xx.xx	xx.xx
Middle East	xx.xx	xx.xx	xx.xx	xx.xx	xx.xx	xx.xx	xx.xx	xx.xx
North America	xx.xx	xx.xx	xx.xx	xx.xx	xx.xx	xx.xx	xx.xx	xx.xx
Total	**xx.xx**	**xx.xx**	**xx.xx**	**xx.xx**	**xx.xx**	**xx.xx**	**xx.xx**	**xx.xx**

Table 196. Global Book Printing & Packaging Services Market Size, by Print & Production Service Providers, by Group, 2017-2040 (USD Million)

Group	2017	2024	2025	2026	2027	2032	2040	CAGR (%)
ASEAN	xx.xx	xx.xx	xx.xx	xx.xx	xx.xx	xx.xx	xx.xx	xx.xx
BRICS	xx.xx	xx.xx	xx.xx	xx.xx	xx.xx	xx.xx	xx.xx	xx.xx
European Union	xx.xx	xx.xx	xx.xx	xx.xx	xx.xx	xx.xx	xx.xx	xx.xx
G7	xx.xx	xx.xx	xx.xx	xx.xx	xx.xx	xx.xx	xx.xx	xx.xx
GCC	xx.xx	xx.xx	xx.xx	xx.xx	xx.xx	xx.xx	xx.xx	xx.xx
NATO	xx.xx	xx.xx	xx.xx	xx.xx	xx.xx	xx.xx	xx.xx	xx.xx

Table 197. Global Book Printing & Packaging Services Market Size, by Print & Production Service Providers, by Country, 2017-2040 (USD Million)

Country	2017	2024	2025	2026	2027	2032	2040	CAGR (%)
Australia	xx.xx	xx.xx	xx.xx	xx.xx	xx.xx	xx.xx	xx.xx	xx.xx
Brazil	xx.xx	xx.xx	xx.xx	xx.xx	xx.xx	xx.xx	xx.xx	xx.xx
Canada	xx.xx	xx.xx	xx.xx	xx.xx	xx.xx	xx.xx	xx.xx	xx.xx
China	xx.xx	xx.xx	xx.xx	xx.xx	xx.xx	xx.xx	xx.xx	xx.xx
France	xx.xx	xx.xx	xx.xx	xx.xx	xx.xx	xx.xx	xx.xx	xx.xx
Germany	xx.xx	xx.xx	xx.xx	xx.xx	xx.xx	xx.xx	xx.xx	xx.xx
India	xx.xx	xx.xx	xx.xx	xx.xx	xx.xx	xx.xx	xx.xx	xx.xx
Italy	xx.xx	xx.xx	xx.xx	xx.xx	xx.xx	xx.xx	xx.xx	xx.xx
Japan	xx.xx	xx.xx	xx.xx	xx.xx	xx.xx	xx.xx	xx.xx	xx.xx
Mexico	xx.xx	xx.xx	xx.xx	xx.xx	xx.xx	xx.xx	xx.xx	xx.xx
Russia	xx.xx	xx.xx	xx.xx	xx.xx	xx.xx	xx.xx	xx.xx	xx.xx
South Korea	xx.xx	xx.xx	xx.xx	xx.xx	xx.xx	xx.xx	xx.xx	xx.xx
Spain	xx.xx	xx.xx	xx.xx	xx.xx	xx.xx	xx.xx	xx.xx	xx.xx
United Kingdom	xx.xx	xx.xx	xx.xx	xx.xx	xx.xx	xx.xx	xx.xx	xx.xx
United States	xx.xx	xx.xx	xx.xx	xx.xx	xx.xx	xx.xx	xx.xx	xx.xx
Others	xx.xx	xx.xx	xx.xx	xx.xx	xx.xx	xx.xx	xx.xx	xx.xx
Total	**xx.xx**	**xx.xx**	**xx.xx**	**xx.xx**	**xx.xx**	**xx.xx**	**xx.xx**	**xx.xx**

Sources & Evidence

1. U.S. Census Bureau - 2022 Economic Census, Books Printing Questionnaire MC-32312
   - Taxonomy evidence: Contract-work expenses and binding of material printed elsewhere establish trade-production relationships, without isolating their book-only purchaser mix. ([bhs.econ.census.gov](https://bhs.econ.census.gov/ombpdfs2022/export/2022_MC-32312_su.pdf))
   - Taxonomy evidence: The questionnaire records outsourced production expenses and bookbinding of material printed elsewhere, supporting a trade-purchasing role without establishing its book-only size. ([bhs.econ.census.gov](https://bhs.econ.census.gov/ombpdfs2022/export/2022_MC-32312_su.pdf))

2. European Book Publishing Statistics 2024
   - Evidence informing the 2024 market-value input; displayed series and growth include calculations: European publishers reported approximately EUR xx.xx of net book-sales revenue in 2024. The disclosed ebook and audiobook proportions inform the modeled xx.xx% physical-book revenue proportion; publisher revenue is an input, not printing-service revenue.
   - Evidence informing the 2025 market-value input; displayed series and growth include calculations: The 2024 publisher-revenue and format observations provide the European demand input carried into the 2025 estimate.
   - Evidence informing base-year allocation inputs; displayed values and growth are calculated: EUR xx.xx of 2024 publisher revenue and weakening physical volumes constrain the European demand weight and forecast, not directly observed service shares.
   ([fep-fee.eu](https://www.fep-fee.eu/European-Book-Publishing-Statistics-2024))
   - Evidence informing forecast-year allocation inputs; displayed values and growth are calculated: EUR xx.xx of 2024 publisher revenue and weakening physical volumes constrain the European demand weight and forecast, not directly observed service shares.
   ([fep-fee.eu](https://www.fep-fee.eu/European-Book-Publishing-Statistics-2024))

3. The Global Publishing Industry in 2022

- Evidence informing the 2024 market-value input; displayed series and growth include calculations: Table xx.xx supplies country-level publishing revenues and identifies differences between retail-value, publisher-revenue, print-only and prior-year observations. Selected non-European country observations are adjusted for physical formats and period before estimating production spending.
- Evidence informing the 2025 market-value input; displayed series and growth include calculations: The selected country observations contribute to the demand pool underlying the 2025 working estimate. Nielsen retail datasets elsewhere in the publication are not used.
- Evidence informing base-year allocation inputs; displayed values and growth are calculated: Country revenue/format proxies constrain commissioning weights. ([wipo.int](https://www.wipo.int/edocs/pubdocs/en/wipo-pub-xx.xx-2023-xx.xx-en-the-global-publishing-industry-in-2022.pdf))
- Evidence informing forecast-year allocation inputs; displayed values and growth are calculated: Country revenue/format proxies constrain commissioning weights. ([wipo.int](https://www.wipo.int/edocs/pubdocs/en/wipo-pub-xx.xx-2023-xx.xx-en-the-global-publishing-industry-in-2022.pdf))
- Evidence informing base-year allocation inputs; displayed values and growth are calculated: Revenue and registration proxies constrain allocation. ([wipo.int](https://www.wipo.int/edocs/pubdocs/en/wipo-pub-xx.xx-2023-xx.xx-en-the-global-publishing-industry-in-2022.pdf))
- Evidence informing forecast-year allocation inputs; displayed values and growth are calculated: Revenue and registration proxies constrain allocation. ([wipo.int](https://www.wipo.int/edocs/pubdocs/en/wipo-pub-xx.xx-2023-xx.xx-en-the-global-publishing-industry-in-2022.pdf))
- Evidence informing base-year allocation inputs; displayed values and growth are calculated: Revenue, format and title proxies constrain allocation. ([wipo.int](https://www.wipo.int/edocs/pubdocs/en/wipo-pub-xx.xx-2023-xx.xx-en-the-global-publishing-industry-in-2022.pdf))
- Evidence informing forecast-year allocation inputs; displayed values and growth are calculated: Revenue, format and title proxies constrain allocation. ([wipo.int](https://www.wipo.int/edocs/pubdocs/en/wipo-pub-xx.xx-2023-xx.xx-en-the-global-publishing-industry-in-2022.pdf))
- Evidence informing base-year allocation inputs; displayed values and growth are calculated: Turkish revenue constrains regional commissioning scale. ([wipo.int](https://www.wipo.int/edocs/pubdocs/en/wipo-pub-xx.xx-2023-xx.xx-en-the-global-publishing-industry-in-2022.pdf))
- Evidence informing forecast-year allocation inputs; displayed values and growth are calculated: Turkish revenue constrains regional commissioning scale. ([wipo.int](https://www.wipo.int/edocs/pubdocs/en/wipo-pub-xx.xx-2023-xx.xx-en-the-global-publishing-industry-in-2022.pdf))
- Evidence informing base-year allocation inputs; displayed values and growth are calculated: Nigerian registration activity supplies a modeled-demand input. ([wipo.int](https://www.wipo.int/edocs/pubdocs/en/wipo-pub-xx.xx-2023-xx.xx-en-the-global-publishing-industry-in-2022.pdf))
- Evidence informing forecast-year allocation inputs; displayed values and growth are calculated: Nigerian registration activity supplies a modeled-demand input. ([wipo.int](https://www.wipo.int/edocs/pubdocs/en/wipo-pub-xx.xx-2023-xx.xx-en-the-global-publishing-industry-in-2022.pdf))
- Evidence informing base-year allocation inputs; displayed values and growth are calculated: Country revenue, format and registration proxies constrain allocation. ([wipo.int](https://www.wipo.int/edocs/pubdocs/en/wipo-pub-xx.xx-2023-xx.xx-en-the-global-publishing-industry-in-2022.pdf))
- Evidence informing forecast-year allocation inputs; displayed values and growth are calculated: Country revenue, format and registration proxies constrain allocation. ([wipo.int](https://www.wipo.int/edocs/pubdocs/en/wipo-pub-xx.xx-2023-xx.xx-en-the-global-publishing-industry-in-2022.pdf))

4. 2024 年新闻出版统计公报

   · Evidence informing the 2024 market-value input; displayed series and growth include calculations: For 2024, the official table reports xx.xx book copies or sheets and CNY xx.xx of book-publishing revenue. These constrain the demand bridge and historical contraction, rather than directly measuring printing-service sales.

   · Evidence informing the 2025 market-value input; displayed series and growth include calculations: The 2024 book-publishing observation supplies the Chinese demand primitive for the 2025 model.

   · Evidence informing base-year allocation inputs; displayed values and growth are calculated: 2024 book-publishing revenue of CNY xx.xx supplies the physical-demand proxy; reported output contraction qualifies growth assumptions. ([nppa.gov.cn](https://www.nppa.gov.cn/xxgk/fdzdgknr/tjxx/xx.xx/P020251218382424228218.pdf))

   · Evidence informing forecast-year allocation inputs; displayed values and growth are calculated: 2024 book-publishing revenue of CNY xx.xx supplies the physical-demand proxy; reported output contraction qualifies growth assumptions. ([nppa.gov.cn](https://www.nppa.gov.cn/xxgk/fdzdgknr/tjxx/xx.xx/P020251218382424228218.pdf))

   · Evidence informing base-year allocation inputs; displayed values and growth are calculated: The Chinese book-publishing observation is a major regional demand input, distinct from all printing and packaging industry revenue. ([nppa.gov.cn](https://www.nppa.gov.cn/xxgk/fdzdgknr/tjxx/xx.xx/P020251218382424228218.pdf))

   · Evidence informing forecast-year allocation inputs; displayed values and growth are calculated: The Chinese book-publishing observation is a major regional demand input, distinct from all printing and packaging industry revenue. ([nppa.gov.cn](https://www.nppa.gov.cn/xxgk/fdzdgknr/tjxx/xx.xx/P020251218382424228218.pdf))

5. Foreign Exchange Rates - G.5A Annual, January 5, 2026

   · Evidence informing the 2024 market-value input; displayed series and growth include calculations: The official 2024 annual-average conversion inputs are USD xx.xx per EUR, CNY xx.xx per USD and CAD xx.xx per USD.

   · Evidence informing the 2025 market-value input; displayed series and growth include calculations: The exchange-rate table establishes the conversion basis of the preceding-year demand inputs used in the 2025 estimate; subsequent effective-USD price assumptions are modeled separately.

6. Book publishing industry, 2024 - Statistics Canada

   · Evidence informing the 2024 market-value input; displayed series and growth include calculations: Canadian publishers reported CAD xx.xx of print sales outside the online category and CAD xx.xx of online print sales in 2024. Their sum, rather than total operating revenue, supplies the physical-book demand input.

   · Evidence informing the 2025 market-value input; displayed series and growth include calculations: Reported cost of goods sold of CAD xx.xx, up CAD xx.xx from 2022, supplies a cost-pressure cross-check, not a directly attributable printing-services total.

   · Evidence informing base-year allocation inputs; displayed values and growth are calculated: CAD xx.xx plus CAD xx.xx of print sales supplies a physical-book commissioning proxy; digital growth constrains the forecast mix. ([www150.statcan.gc.ca](https://www150.statcan.gc.ca/n1/daily-quotidien/xx.xx/dq260205b-eng.pdf))

   · Evidence informing forecast-year allocation inputs; displayed values and growth are calculated: CAD xx.xx plus CAD xx.xx of print sales supplies a physical-book commissioning proxy; digital growth constrains the forecast mix. ([www150.statcan.gc.ca](https://www150.statcan.gc.ca/n1/daily-quotidien/xx.xx/dq260205b-eng.pdf))

   · Evidence informing base-year allocation inputs; displayed values and growth are calculated: The Canadian physical-book input contributes to the North American demand index; it is publisher revenue, not service receipts. ([www150.statcan.gc.ca](https://www150.statcan.gc.ca/n1/daily-quotidien/xx.xx/dq260205b-eng.pdf))

   · Evidence informing forecast-year allocation inputs; displayed values and growth are calculated: The Canadian physical-book input contributes to the North American demand index; it is publisher revenue, not service receipts. ([www150.statcan.gc.ca](https://www150.statcan.gc.ca/n1/daily-quotidien/xx.xx/dq260205b-eng.pdf))

7. U.S. Census Bureau - Books Printing: Shipments, annual table
   - Evidence informing the 2017 market-value input; displayed series and growth include calculations: U.S. books-printing shipments were USD xx.xx in 2017; this is a national production anchor for the historical model.
   - Evidence informing the 2018 market-value input; displayed series and growth include calculations: U.S. books-printing shipments were USD xx.xx in 2018.
   - Evidence informing the 2019 market-value input; displayed series and growth include calculations: U.S. books-printing shipments were USD xx.xx in 2019.
   - Evidence informing the 2020 market-value input; displayed series and growth include calculations: U.S. books-printing shipments were USD xx.xx in 2020.
   - Evidence informing the 2021 market-value input; displayed series and growth include calculations: U.S. books-printing shipments were USD xx.xx in 2021.
   - Evidence informing the 2022 market-value input; displayed series and growth include calculations: U.S. books-printing shipments were USD xx.xx in 2022.
   - Evidence informing the 2024 market-value input; displayed series and growth include calculations: U.S. books-printing shipments were USD xx.xx in 2024. This national industrial measure is narrower than the composite global service boundary.
8. U.S. Census Bureau - Book Publishers, All Establishments: Revenue, annual table
   - Evidence informing the 2024 market-value input; displayed series and growth include calculations: The Census annual series reports USD xx.xx of U.S. book-publisher revenue for 2024. A modeled xx.xx% physical-book proportion excludes digital and other adjacent receipts.
   - Evidence informing the 2025 market-value input; displayed series and growth include calculations: The 2024 Census observation replaces an older survey-based U.S. revenue bridge in the demand pool underlying 2025.
   - Evidence informing base-year allocation inputs; displayed values and growth are calculated: The official Census revenue-series page defines the publisher-receipt measure underlying the retained U.S. input; the exact 2024 cell was not independently re-extracted. ([fred.stlouisfed.org](https://fred.stlouisfed.org/data/AIES51113RCT00US))
   - Evidence informing forecast-year allocation inputs; displayed values and growth are calculated: The official Census revenue-series page defines the publisher-receipt measure underlying the retained U.S. input; the exact 2024 cell was not independently re-extracted. ([fred.stlouisfed.org](https://fred.stlouisfed.org/data/AIES51113RCT00US))
9. Scholastic Corporation - Form 10-K for the year ended May 31, 2025
   - Evidence informing the 2024 market-value input; displayed series and growth include calculations: Scholastic's fiscal 2024 product, service, production and inventory-reserve costs were xx.xx% of revenue; postage, freight, shipping, fulfillment and other costs were xx.xx%. These broad categories constrain, but do not directly establish, eligible outsourced-service spending.
   - Evidence informing the 2025 market-value input; displayed series and growth include calculations: The corresponding fiscal 2025 proportions were xx.xx% and xx.xx%. Royalties and prepublication amortization are separately disclosed, allowing their exclusion from the service-market bridge.

10. CEWE achieves all targets in 2025 and aims to further increase revenue and earnings in 2026

- Evidence informing the 2025 market-value input; displayed series and growth include calculations: CEWE reported xx.xx CEWE PHOTOBOOK copies in 2025 versus xx.xx in 2024, supporting a positive specialty-book volume assumption without establishing global adoption.
- Evidence informing the 2026 market-value input; displayed series and growth include calculations: Observed 2025 photobook growth informs the specialty-demand assumption for 2026; the market value remains modeled.
- Evidence informing the 2032 market-value input; displayed series and growth include calculations: The observed specialty-book activity is a starting condition for the forecast, not independent proof of continued growth through 2032.
- Evidence informing the 2040 market-value input; displayed series and growth include calculations: The forecast explicitly slows specialty-demand growth after 2032; this source supplies the initial commercial observation, not the long-term growth rate.
- Evidence informing base-year allocation inputs; displayed values and growth are calculated: Company photobook activity constrains the materiality of specialty commissions; it does not establish the modeled European specialty multiplier or continued growth through 2032. ([ir.cewe.de](https://ir.cewe.de/en/news/cewe-achieves-all-targets-in-2025-and-aims-to-further-increase-revenue-and-earnings-in/70292c17-c943-xx.xx-bd11-4323b6ce54d8))
- Evidence informing forecast-year allocation inputs; displayed values and growth are calculated: Company photobook activity constrains the materiality of specialty commissions; it does not establish the modeled European specialty multiplier or continued growth through 2032. ([ir.cewe.de](https://ir.cewe.de/en/news/cewe-achieves-all-targets-in-2025-and-aims-to-further-increase-revenue-and-earnings-in/70292c17-c943-xx.xx-bd11-4323b6ce54d8))

11. Paperback Printing Cost - Kindle Direct Publishing

- Evidence informing the 2025 market-value input; displayed series and growth include calculations: The inspected U.S. paperback schedule charges USD xx.xx plus USD xx.xx per page for the specified regular-trim black-ink category. It provides a contemporary commercial price comparison for the assumed USD xx.xx self-publishing production receipt, not an observed historical price or volume.
- Evidence informing the 2026 market-value input; displayed series and growth include calculations: The schedule distinguishes printing charges from royalties and retail list prices, supporting the production-receipt boundary used in the estimate.

12. European Book Publishing Statistics 2017

- Evidence informing the 2017 market-value input; displayed series and growth include calculations: The association's primary survey reports approximately EUR xx.xx of European net publisher revenue for 2017, constraining the pre-pandemic demand level.

13. European Book Publishing Statistics 2019

- Evidence informing the 2018 market-value input; displayed series and growth include calculations: The association reports approximately EUR xx.xx of publisher revenue for 2018.
- Evidence informing the 2019 market-value input; displayed series and growth include calculations: The association reports approximately EUR xx.xx for 2019 and identifies a questionnaire change that limits exact comparability with earlier observations.

14. 2021 年新闻出版产业分析报告

- Evidence informing the 2020 market-value input; displayed series and growth include calculations: The official report's 2021 comparison identifies a substantial rebound from 2020, constraining the pandemic-recovery bridge.
- Evidence informing the 2021 market-value input; displayed series and growth include calculations: China reported xx.xx book copies or sheets in 2021, up xx.xx%; the report also distinguishes textbook output and reprints.

15. European Book Publishing Statistics 2023

- Evidence informing the 2022 market-value input; displayed series and growth include calculations: European net publisher revenue was approximately EUR xx.xx in 2022; the association describes paper-cost pressure and price-led growth.

16. Foreign Exchange Rates - G.5A Annual, January 5, 2026
    - Evidence informing base-year allocation inputs; displayed values and growth are calculated: Official annual-average exchange-rate methodology supports the frozen common-USD conversion convention; it does not measure service demand. ([federalreserve.gov](https://www.federalreserve.gov/releases/g5a/xx.xx/))
    - Evidence informing forecast-year allocation inputs; displayed values and growth are calculated: Official annual-average exchange-rate methodology supports the frozen common-USD conversion convention; it does not measure service demand. ([federalreserve.gov](https://www.federalreserve.gov/releases/g5a/xx.xx/))
    - Evidence informing base-year allocation inputs; displayed values and growth are calculated: The annual currency-conversion convention prevents mixing local-currency demand inputs with USD allocation weights. ([federalreserve.gov](https://www.federalreserve.gov/releases/g5a/xx.xx/))
    - Evidence informing forecast-year allocation inputs; displayed values and growth are calculated: The annual currency-conversion convention prevents mixing local-currency demand inputs with USD allocation weights. ([federalreserve.gov](https://www.federalreserve.gov/releases/g5a/xx.xx/))
17. GCC Statistical Center - Education Statistics 2024 announcement, March 23, 2026
    - Evidence informing base-year allocation inputs; displayed values and growth are calculated: Approximately xx.xx general-school pupils constrain the regional educational customer pool; national apportionment and monetization are assumed. ([gccstat.org](https://www.gccstat.org/news/xx.xx))
    - Evidence informing forecast-year allocation inputs; displayed values and growth are calculated: Approximately xx.xx general-school pupils constrain the regional educational customer pool; national apportionment and monetization are assumed. ([gccstat.org](https://www.gccstat.org/news/xx.xx))
18. South African Book Publishing Industry Survey 2023-2024
    - Evidence informing base-year allocation inputs; displayed values and growth are calculated: The transparent national publisher survey supplies a regional commercial comparator, not an observed African printing-service total. ([publishsa.co.za](https://publishsa.co.za/wp-content/uploads/2025/xx.xx/South-African-Book-Publishing-Industry-Survey-2023-2024.pdf))
    - Evidence informing forecast-year allocation inputs; displayed values and growth are calculated: The transparent national publisher survey supplies a regional commercial comparator, not an observed African printing-service total. ([publishsa.co.za](https://publishsa.co.za/wp-content/uploads/2025/xx.xx/South-African-Book-Publishing-Industry-Survey-2023-2024.pdf))
19. Ministry of Education - Press conference release, December 17, 2024
    - Evidence informing base-year allocation inputs; displayed values and growth are calculated: The announced increase in annual NCERT textbook printing from xx.xx to xx.xx supports an educational-demand mechanism, not realized supplier receipts or the modeled forecast share. ([education.gov.in](https://www.education.gov.in/sites/upload_files/mhrd/files/PIB%20releae%20of%20the%20Press%20Conference%20held%20today.pdf))
    - Evidence informing forecast-year allocation inputs; displayed values and growth are calculated: The announced increase in annual NCERT textbook printing from xx.xx to xx.xx supports an educational-demand mechanism, not realized supplier receipts or the modeled forecast share. ([education.gov.in](https://www.education.gov.in/sites/upload_files/mhrd/files/PIB%20releae%20of%20the%20Press%20Conference%20held%20today.pdf))
20. Global Connect - Ingram Content Group
    - Evidence informing base-year allocation inputs; displayed values and growth are calculated: Agreement-dependent network access does not quantify Brazilian commissions or guarantee institutional awards. ([resources.ingramcontent.com](https://resources.ingramcontent.com/publishers/global-connect))
    - Evidence informing forecast-year allocation inputs; displayed values and growth are calculated: Agreement-dependent network access does not quantify Brazilian commissions or guarantee institutional awards. ([resources.ingramcontent.com](https://resources.ingramcontent.com/publishers/global-connect))

21. Paperback and Hardcover Distribution Rights - Kindle Direct Publishing
    - Evidence informing base-year allocation inputs; displayed values and growth are calculated: The marketplace-specific physical-book distribution restriction is not evidence of zero Mexican printing and packaging demand. ([kdp.amazon.com](https://kdp.amazon.com/en_US/help/topic/G201834280))
    - Evidence informing forecast-year allocation inputs; displayed values and growth are calculated: The marketplace-specific physical-book distribution restriction is not evidence of zero Mexican printing and packaging demand. ([kdp.amazon.com](https://kdp.amazon.com/en_US/help/topic/G201834280))
22. Puget Bindery - Services
    - Evidence informing base-year allocation inputs; displayed values and growth are calculated: The bindery identifies commercial printers, publishers and corporate print buyers as customers and excludes direct-to-consumer sales. This supports trade-purchasing attribution but supplies no sales percentage.
    - Evidence informing forecast-year allocation inputs; displayed values and growth are calculated: The bindery identifies commercial printers, publishers and corporate print buyers as customers and excludes direct-to-consumer sales. This supports trade-purchasing attribution but supplies no sales percentage.
23. U.S. Census Bureau - Books Printing: 2002
    - Evidence informing base-year allocation inputs; displayed values and growth are calculated: Table xx.xx reports 2002 U.S. books-printing contract-work costs of USD xx.xx and shipments of USD xx.xx. Their ratio supplies a dated manufacturing-subcontract proxy, held constant within the forecast component.
    - Evidence informing forecast-year allocation inputs; displayed values and growth are calculated: Table xx.xx reports 2002 U.S. books-printing contract-work costs of USD xx.xx and shipments of USD xx.xx. Their ratio supplies a dated manufacturing-subcontract proxy, held constant within the forecast component.
24. Samfine Creation Holdings Group Limited - Form 20-F for the year ended December 31, 2025
    - Evidence informing base-year allocation inputs; displayed values and growth are calculated: The company reports USD xx.xx of 2025 book-product revenue and principally serves book traders that secure printing contracts and outsource production. This is a supplier-specific quantitative role check, not a Global allocation weight.
    - Evidence informing forecast-year allocation inputs; displayed values and growth are calculated: The company reports USD xx.xx of 2025 book-product revenue and principally serves book traders that secure printing contracts and outsource production. This is a supplier-specific quantitative role check, not a Global allocation weight.

12.3. Private Individuals & Households

Table 198. Global Book Printing & Packaging Services Market Size, by Private Individuals & Households, by Region, 2017-2040 (USD Million)

Region	2017	2024	2025	2026	2027	2032	2040	CAGR (%)
Africa	xx.xx	xx.xx	xx.xx	xx.xx	xx.xx	xx.xx	xx.xx	xx.xx
Asia-Pacific	xx.xx	xx.xx	xx.xx	xx.xx	xx.xx	xx.xx	xx.xx	xx.xx
Europe	xx.xx	xx.xx	xx.xx	xx.xx	xx.xx	xx.xx	xx.xx	xx.xx
Latin America	xx.xx	xx.xx	xx.xx	xx.xx	xx.xx	xx.xx	xx.xx	xx.xx
Middle East	xx.xx	xx.xx	xx.xx	xx.xx	xx.xx	xx.xx	xx.xx	xx.xx
North America	xx.xx	xx.xx	xx.xx	xx.xx	xx.xx	xx.xx	xx.xx	xx.xx
Total	**xx.xx**	**xx.xx**	**xx.xx**	**xx.xx**	**xx.xx**	**xx.xx**	**xx.xx**	**xx.xx**

Table 199. Global Book Printing & Packaging Services Market Size, by Private Individuals & Households, by Group, 2017-2040 (USD Million)

Group	2017	2024	2025	2026	2027	2032	2040	CAGR (%)
ASEAN	xx.xx	xx.xx	xx.xx	xx.xx	xx.xx	xx.xx	xx.xx	xx.xx
BRICS	xx.xx	xx.xx	xx.xx	xx.xx	xx.xx	xx.xx	xx.xx	xx.xx
European Union	xx.xx	xx.xx	xx.xx	xx.xx	xx.xx	xx.xx	xx.xx	xx.xx
G7	xx.xx	xx.xx	xx.xx	xx.xx	xx.xx	xx.xx	xx.xx	xx.xx
GCC	xx.xx	xx.xx	xx.xx	xx.xx	xx.xx	xx.xx	xx.xx	xx.xx
NATO	xx.xx	xx.xx	xx.xx	xx.xx	xx.xx	xx.xx	xx.xx	xx.xx

Table 200. Global Book Printing & Packaging Services Market Size, by Private Individuals & Households, by Country, 2017-2040 (USD Million)

Country	2017	2024	2025	2026	2027	2032	2040	CAGR (%)
Australia	xx.xx	xx.xx	xx.xx	xx.xx	xx.xx	xx.xx	xx.xx	xx.xx
Brazil	xx.xx	xx.xx	xx.xx	xx.xx	xx.xx	xx.xx	xx.xx	xx.xx
Canada	xx.xx	xx.xx	xx.xx	xx.xx	xx.xx	xx.xx	xx.xx	xx.xx
China	xx.xx	xx.xx	xx.xx	xx.xx	xx.xx	xx.xx	xx.xx	xx.xx
France	xx.xx	xx.xx	xx.xx	xx.xx	xx.xx	xx.xx	xx.xx	xx.xx
Germany	xx.xx	xx.xx	xx.xx	xx.xx	xx.xx	xx.xx	xx.xx	xx.xx
India	xx.xx	xx.xx	xx.xx	xx.xx	xx.xx	xx.xx	xx.xx	xx.xx
Italy	xx.xx	xx.xx	xx.xx	xx.xx	xx.xx	xx.xx	xx.xx	xx.xx
Japan	xx.xx	xx.xx	xx.xx	xx.xx	xx.xx	xx.xx	xx.xx	xx.xx
Mexico	xx.xx	xx.xx	xx.xx	xx.xx	xx.xx	xx.xx	xx.xx	xx.xx
Russia	xx.xx	xx.xx	xx.xx	xx.xx	xx.xx	xx.xx	xx.xx	xx.xx
South Korea	xx.xx	xx.xx	xx.xx	xx.xx	xx.xx	xx.xx	xx.xx	xx.xx
Spain	xx.xx	xx.xx	xx.xx	xx.xx	xx.xx	xx.xx	xx.xx	xx.xx
United Kingdom	xx.xx	xx.xx	xx.xx	xx.xx	xx.xx	xx.xx	xx.xx	xx.xx
United States	xx.xx	xx.xx	xx.xx	xx.xx	xx.xx	xx.xx	xx.xx	xx.xx
Others	xx.xx	xx.xx	xx.xx	xx.xx	xx.xx	xx.xx	xx.xx	xx.xx
Total	**xx.xx**	**xx.xx**	**xx.xx**	**xx.xx**	**xx.xx**	**xx.xx**	**xx.xx**	**xx.xx**

Sources & Evidence

1. HM Revenue & Customs - VBOOKS3130: Books and Booklets, Function

   · Taxonomy evidence: The wedding-book example establishes a customer-facing personal-event product, but not a separately attributable household manufacturing purchase. ([gov.uk](https://www.gov.uk/hmrc-internal-manuals/vat-books/vbooks3130))

2. European Book Publishing Statistics 2024

· Evidence informing the 2024 market-value input; displayed series and growth include calculations: European publishers reported approximately EUR xx.xx of net book-sales revenue in 2024. The disclosed ebook and audiobook proportions inform the modeled xx.xx% physical-book revenue proportion; publisher revenue is an input, not printing-service revenue.

· Evidence informing the 2025 market-value input; displayed series and growth include calculations: The 2024 publisher-revenue and format observations provide the European demand input carried into the 2025 estimate.

· Evidence informing base-year allocation inputs; displayed values and growth are calculated: EUR xx.xx of 2024 publisher revenue and weakening physical volumes constrain the European demand weight and forecast, not directly observed service shares.
([fep-fee.eu](https://www.fep-fee.eu/European-Book-Publishing-Statistics-2024))

· Evidence informing forecast-year allocation inputs; displayed values and growth are calculated: EUR xx.xx of 2024 publisher revenue and weakening physical volumes constrain the European demand weight and forecast, not directly observed service shares.
([fep-fee.eu](https://www.fep-fee.eu/European-Book-Publishing-Statistics-2024))

3. The Global Publishing Industry in 2022

- Evidence informing the 2024 market-value input; displayed series and growth include calculations: Table xx.xx supplies country-level publishing revenues and identifies differences between retail-value, publisher-revenue, print-only and prior-year observations. Selected non-European country observations are adjusted for physical formats and period before estimating production spending.
- Evidence informing the 2025 market-value input; displayed series and growth include calculations: The selected country observations contribute to the demand pool underlying the 2025 working estimate. Nielsen retail datasets elsewhere in the publication are not used.
- Evidence informing base-year allocation inputs; displayed values and growth are calculated: Country revenue/format proxies constrain commissioning weights. ([wipo.int](https://www.wipo.int/edocs/pubdocs/en/wipo-pub-xx.xx-2023-xx.xx-en-the-global-publishing-industry-in-2022.pdf))
- Evidence informing forecast-year allocation inputs; displayed values and growth are calculated: Country revenue/format proxies constrain commissioning weights. ([wipo.int](https://www.wipo.int/edocs/pubdocs/en/wipo-pub-xx.xx-2023-xx.xx-en-the-global-publishing-industry-in-2022.pdf))
- Evidence informing base-year allocation inputs; displayed values and growth are calculated: Revenue and registration proxies constrain allocation. ([wipo.int](https://www.wipo.int/edocs/pubdocs/en/wipo-pub-xx.xx-2023-xx.xx-en-the-global-publishing-industry-in-2022.pdf))
- Evidence informing forecast-year allocation inputs; displayed values and growth are calculated: Revenue and registration proxies constrain allocation. ([wipo.int](https://www.wipo.int/edocs/pubdocs/en/wipo-pub-xx.xx-2023-xx.xx-en-the-global-publishing-industry-in-2022.pdf))
- Evidence informing base-year allocation inputs; displayed values and growth are calculated: Revenue, format and title proxies constrain allocation. ([wipo.int](https://www.wipo.int/edocs/pubdocs/en/wipo-pub-xx.xx-2023-xx.xx-en-the-global-publishing-industry-in-2022.pdf))
- Evidence informing forecast-year allocation inputs; displayed values and growth are calculated: Revenue, format and title proxies constrain allocation. ([wipo.int](https://www.wipo.int/edocs/pubdocs/en/wipo-pub-xx.xx-2023-xx.xx-en-the-global-publishing-industry-in-2022.pdf))
- Evidence informing base-year allocation inputs; displayed values and growth are calculated: Turkish revenue constrains regional commissioning scale. ([wipo.int](https://www.wipo.int/edocs/pubdocs/en/wipo-pub-xx.xx-2023-xx.xx-en-the-global-publishing-industry-in-2022.pdf))
- Evidence informing forecast-year allocation inputs; displayed values and growth are calculated: Turkish revenue constrains regional commissioning scale. ([wipo.int](https://www.wipo.int/edocs/pubdocs/en/wipo-pub-xx.xx-2023-xx.xx-en-the-global-publishing-industry-in-2022.pdf))
- Evidence informing base-year allocation inputs; displayed values and growth are calculated: Nigerian registration activity supplies a modeled-demand input. ([wipo.int](https://www.wipo.int/edocs/pubdocs/en/wipo-pub-xx.xx-2023-xx.xx-en-the-global-publishing-industry-in-2022.pdf))
- Evidence informing forecast-year allocation inputs; displayed values and growth are calculated: Nigerian registration activity supplies a modeled-demand input. ([wipo.int](https://www.wipo.int/edocs/pubdocs/en/wipo-pub-xx.xx-2023-xx.xx-en-the-global-publishing-industry-in-2022.pdf))
- Evidence informing base-year allocation inputs; displayed values and growth are calculated: Country revenue, format and registration proxies constrain allocation. ([wipo.int](https://www.wipo.int/edocs/pubdocs/en/wipo-pub-xx.xx-2023-xx.xx-en-the-global-publishing-industry-in-2022.pdf))
- Evidence informing forecast-year allocation inputs; displayed values and growth are calculated: Country revenue, format and registration proxies constrain allocation. ([wipo.int](https://www.wipo.int/edocs/pubdocs/en/wipo-pub-xx.xx-2023-xx.xx-en-the-global-publishing-industry-in-2022.pdf))

4. 2024 年新闻出版统计公报

   · Evidence informing the 2024 market-value input; displayed series and growth include calculations: For 2024, the official table reports xx.xx book copies or sheets and CNY xx.xx of book-publishing revenue. These constrain the demand bridge and historical contraction, rather than directly measuring printing-service sales.

   · Evidence informing the 2025 market-value input; displayed series and growth include calculations: The 2024 book-publishing observation supplies the Chinese demand primitive for the 2025 model.

   · Evidence informing base-year allocation inputs; displayed values and growth are calculated: 2024 book-publishing revenue of CNY xx.xx supplies the physical-demand proxy; reported output contraction qualifies growth assumptions. ([nppa.gov.cn](https://www.nppa.gov.cn/xxgk/fdzdgknr/tjxx/xx.xx/P020251218382424228218.pdf))

   · Evidence informing forecast-year allocation inputs; displayed values and growth are calculated: 2024 book-publishing revenue of CNY xx.xx supplies the physical-demand proxy; reported output contraction qualifies growth assumptions. ([nppa.gov.cn](https://www.nppa.gov.cn/xxgk/fdzdgknr/tjxx/xx.xx/P020251218382424228218.pdf))

   · Evidence informing base-year allocation inputs; displayed values and growth are calculated: The Chinese book-publishing observation is a major regional demand input, distinct from all printing and packaging industry revenue. ([nppa.gov.cn](https://www.nppa.gov.cn/xxgk/fdzdgknr/tjxx/xx.xx/P020251218382424228218.pdf))

   · Evidence informing forecast-year allocation inputs; displayed values and growth are calculated: The Chinese book-publishing observation is a major regional demand input, distinct from all printing and packaging industry revenue. ([nppa.gov.cn](https://www.nppa.gov.cn/xxgk/fdzdgknr/tjxx/xx.xx/P020251218382424228218.pdf))

5. Foreign Exchange Rates - G.5A Annual, January 5, 2026

   · Evidence informing the 2024 market-value input; displayed series and growth include calculations: The official 2024 annual-average conversion inputs are USD xx.xx per EUR, CNY xx.xx per USD and CAD xx.xx per USD.

   · Evidence informing the 2025 market-value input; displayed series and growth include calculations: The exchange-rate table establishes the conversion basis of the preceding-year demand inputs used in the 2025 estimate; subsequent effective-USD price assumptions are modeled separately.

6. Book publishing industry, 2024 - Statistics Canada

   · Evidence informing the 2024 market-value input; displayed series and growth include calculations: Canadian publishers reported CAD xx.xx of print sales outside the online category and CAD xx.xx of online print sales in 2024. Their sum, rather than total operating revenue, supplies the physical-book demand input.

   · Evidence informing the 2025 market-value input; displayed series and growth include calculations: Reported cost of goods sold of CAD xx.xx, up CAD xx.xx from 2022, supplies a cost-pressure cross-check, not a directly attributable printing-services total.

   · Evidence informing base-year allocation inputs; displayed values and growth are calculated: CAD xx.xx plus CAD xx.xx of print sales supplies a physical-book commissioning proxy; digital growth constrains the forecast mix. ([www150.statcan.gc.ca](https://www150.statcan.gc.ca/n1/daily-quotidien/xx.xx/dq260205b-eng.pdf))

   · Evidence informing forecast-year allocation inputs; displayed values and growth are calculated: CAD xx.xx plus CAD xx.xx of print sales supplies a physical-book commissioning proxy; digital growth constrains the forecast mix. ([www150.statcan.gc.ca](https://www150.statcan.gc.ca/n1/daily-quotidien/xx.xx/dq260205b-eng.pdf))

   · Evidence informing base-year allocation inputs; displayed values and growth are calculated: The Canadian physical-book input contributes to the North American demand index; it is publisher revenue, not service receipts. ([www150.statcan.gc.ca](https://www150.statcan.gc.ca/n1/daily-quotidien/xx.xx/dq260205b-eng.pdf))

   · Evidence informing forecast-year allocation inputs; displayed values and growth are calculated: The Canadian physical-book input contributes to the North American demand index; it is publisher revenue, not service receipts. ([www150.statcan.gc.ca](https://www150.statcan.gc.ca/n1/daily-quotidien/xx.xx/dq260205b-eng.pdf))

7. U.S. Census Bureau - Books Printing: Shipments, annual table
   - Evidence informing the 2017 market-value input; displayed series and growth include calculations: U.S. books-printing shipments were USD xx.xx in 2017; this is a national production anchor for the historical model.
   - Evidence informing the 2018 market-value input; displayed series and growth include calculations: U.S. books-printing shipments were USD xx.xx in 2018.
   - Evidence informing the 2019 market-value input; displayed series and growth include calculations: U.S. books-printing shipments were USD xx.xx in 2019.
   - Evidence informing the 2020 market-value input; displayed series and growth include calculations: U.S. books-printing shipments were USD xx.xx in 2020.
   - Evidence informing the 2021 market-value input; displayed series and growth include calculations: U.S. books-printing shipments were USD xx.xx in 2021.
   - Evidence informing the 2022 market-value input; displayed series and growth include calculations: U.S. books-printing shipments were USD xx.xx in 2022.
   - Evidence informing the 2024 market-value input; displayed series and growth include calculations: U.S. books-printing shipments were USD xx.xx in 2024. This national industrial measure is narrower than the composite global service boundary.
8. U.S. Census Bureau - Book Publishers, All Establishments: Revenue, annual table
   - Evidence informing the 2024 market-value input; displayed series and growth include calculations: The Census annual series reports USD xx.xx of U.S. book-publisher revenue for 2024. A modeled xx.xx% physical-book proportion excludes digital and other adjacent receipts.
   - Evidence informing the 2025 market-value input; displayed series and growth include calculations: The 2024 Census observation replaces an older survey-based U.S. revenue bridge in the demand pool underlying 2025.
   - Evidence informing base-year allocation inputs; displayed values and growth are calculated: The official Census revenue-series page defines the publisher-receipt measure underlying the retained U.S. input; the exact 2024 cell was not independently re-extracted. ([fred.stlouisfed.org](https://fred.stlouisfed.org/data/AIES51113RCT00US))
   - Evidence informing forecast-year allocation inputs; displayed values and growth are calculated: The official Census revenue-series page defines the publisher-receipt measure underlying the retained U.S. input; the exact 2024 cell was not independently re-extracted. ([fred.stlouisfed.org](https://fred.stlouisfed.org/data/AIES51113RCT00US))
9. Scholastic Corporation - Form 10-K for the year ended May 31, 2025
   - Evidence informing the 2024 market-value input; displayed series and growth include calculations: Scholastic's fiscal 2024 product, service, production and inventory-reserve costs were xx.xx% of revenue; postage, freight, shipping, fulfillment and other costs were xx.xx%. These broad categories constrain, but do not directly establish, eligible outsourced-service spending.
   - Evidence informing the 2025 market-value input; displayed series and growth include calculations: The corresponding fiscal 2025 proportions were xx.xx% and xx.xx%. Royalties and prepublication amortization are separately disclosed, allowing their exclusion from the service-market bridge.

10. CEWE achieves all targets in 2025 and aims to further increase revenue and earnings in 2026
    - Evidence informing the 2025 market-value input; displayed series and growth include calculations: CEWE reported xx.xx CEWE PHOTOBOOK copies in 2025 versus xx.xx in 2024, supporting a positive specialty-book volume assumption without establishing global adoption.
    - Evidence informing the 2026 market-value input; displayed series and growth include calculations: Observed 2025 photobook growth informs the specialty-demand assumption for 2026; the market value remains modeled.
    - Evidence informing the 2032 market-value input; displayed series and growth include calculations: The observed specialty-book activity is a starting condition for the forecast, not independent proof of continued growth through 2032.
    - Evidence informing the 2040 market-value input; displayed series and growth include calculations: The forecast explicitly slows specialty-demand growth after 2032; this source supplies the initial commercial observation, not the long-term growth rate.
    - Evidence informing base-year allocation inputs; displayed values and growth are calculated: Company photobook activity constrains the materiality of specialty commissions; it does not establish the modeled European specialty multiplier or continued growth through 2032. ([ir.cewe.de](https://ir.cewe.de/en/news/cewe-achieves-all-targets-in-2025-and-aims-to-further-increase-revenue-and-earnings-in/70292c17-c943-xx.xx-bd11-4323b6ce54d8))
    - Evidence informing forecast-year allocation inputs; displayed values and growth are calculated: Company photobook activity constrains the materiality of specialty commissions; it does not establish the modeled European specialty multiplier or continued growth through 2032. ([ir.cewe.de](https://ir.cewe.de/en/news/cewe-achieves-all-targets-in-2025-and-aims-to-further-increase-revenue-and-earnings-in/70292c17-c943-xx.xx-bd11-4323b6ce54d8))
    - Evidence informing base-year allocation inputs; displayed values and growth are calculated: CEWE reports xx.xx photobooks in 2025 versus xx.xx in 2024. These observations constrain specialty-book scale and provide a forecast starting condition, not proof of Global household share or continued growth.
    - Evidence informing forecast-year allocation inputs; displayed values and growth are calculated: CEWE reports xx.xx photobooks in 2025 versus xx.xx in 2024. These observations constrain specialty-book scale and provide a forecast starting condition, not proof of Global household share or continued growth.
11. Paperback Printing Cost - Kindle Direct Publishing
    - Evidence informing the 2025 market-value input; displayed series and growth include calculations: The inspected U.S. paperback schedule charges USD xx.xx plus USD xx.xx per page for the specified regular-trim black-ink category. It provides a contemporary commercial price comparison for the assumed USD xx.xx self-publishing production receipt, not an observed historical price or volume.
    - Evidence informing the 2026 market-value input; displayed series and growth include calculations: The schedule distinguishes printing charges from royalties and retail list prices, supporting the production-receipt boundary used in the estimate.
12. European Book Publishing Statistics 2017
    - Evidence informing the 2017 market-value input; displayed series and growth include calculations: The association's primary survey reports approximately EUR xx.xx of European net publisher revenue for 2017, constraining the pre-pandemic demand level.
13. European Book Publishing Statistics 2019
    - Evidence informing the 2018 market-value input; displayed series and growth include calculations: The association reports approximately EUR xx.xx of publisher revenue for 2018.
    - Evidence informing the 2019 market-value input; displayed series and growth include calculations: The association reports approximately EUR xx.xx for 2019 and identifies a questionnaire change that limits exact comparability with earlier observations.

14. 2021 年新闻出版产业分析报告

- Evidence informing the 2020 market-value input; displayed series and growth include calculations: The official report's 2021 comparison identifies a substantial rebound from 2020, constraining the pandemic-recovery bridge.
- Evidence informing the 2021 market-value input; displayed series and growth include calculations: China reported xx.xx book copies or sheets in 2021, up xx.xx%; the report also distinguishes textbook output and reprints.

15. European Book Publishing Statistics 2023

- Evidence informing the 2022 market-value input; displayed series and growth include calculations: European net publisher revenue was approximately EUR xx.xx in 2022; the association describes paper-cost pressure and price-led growth.

16. Foreign Exchange Rates - G.5A Annual, January 5, 2026

- Evidence informing base-year allocation inputs; displayed values and growth are calculated: Official annual-average exchange-rate methodology supports the frozen common-USD conversion convention; it does not measure service demand. ([federalreserve.gov](https://www.federalreserve.gov/releases/g5a/xx.xx/))
- Evidence informing forecast-year allocation inputs; displayed values and growth are calculated: Official annual-average exchange-rate methodology supports the frozen common-USD conversion convention; it does not measure service demand. ([federalreserve.gov](https://www.federalreserve.gov/releases/g5a/xx.xx/))
- Evidence informing base-year allocation inputs; displayed values and growth are calculated: The annual currency-conversion convention prevents mixing local-currency demand inputs with USD allocation weights. ([federalreserve.gov](https://www.federalreserve.gov/releases/g5a/xx.xx/))
- Evidence informing forecast-year allocation inputs; displayed values and growth are calculated: The annual currency-conversion convention prevents mixing local-currency demand inputs with USD allocation weights. ([federalreserve.gov](https://www.federalreserve.gov/releases/g5a/xx.xx/))

17. GCC Statistical Center - Education Statistics 2024 announcement, March 23, 2026

- Evidence informing base-year allocation inputs; displayed values and growth are calculated: Approximately xx.xx general-school pupils constrain the regional educational customer pool; national apportionment and monetization are assumed. ([gccstat.org](https://www.gccstat.org/news/xx.xx))
- Evidence informing forecast-year allocation inputs; displayed values and growth are calculated: Approximately xx.xx general-school pupils constrain the regional educational customer pool; national apportionment and monetization are assumed. ([gccstat.org](https://www.gccstat.org/news/xx.xx))

18. South African Book Publishing Industry Survey 2023-2024

- Evidence informing base-year allocation inputs; displayed values and growth are calculated: The transparent national publisher survey supplies a regional commercial comparator, not an observed African printing-service total. ([publishsa.co.za](https://publishsa.co.za/wp-content/uploads/2025/xx.xx/South-African-Book-Publishing-Industry-Survey-2023-2024.pdf))
- Evidence informing forecast-year allocation inputs; displayed values and growth are calculated: The transparent national publisher survey supplies a regional commercial comparator, not an observed African printing-service total. ([publishsa.co.za](https://publishsa.co.za/wp-content/uploads/2025/xx.xx/South-African-Book-Publishing-Industry-Survey-2023-2024.pdf))

19. Ministry of Education - Press conference release, December 17, 2024

- Evidence informing base-year allocation inputs; displayed values and growth are calculated: The announced increase in annual NCERT textbook printing from xx.xx to xx.xx supports an educational-demand mechanism, not realized supplier receipts or the modeled forecast share. ([education.gov.in](https://www.education.gov.in/sites/upload_files/mhrd/files/PIB%20releae%20of%20the%20Press%20Conference%20held%20today.pdf))
- Evidence informing forecast-year allocation inputs; displayed values and growth are calculated: The announced increase in annual NCERT textbook printing from xx.xx to xx.xx supports an educational-demand mechanism, not realized supplier receipts or the modeled forecast share. ([education.gov.in](https://www.education.gov.in/sites/upload_files/mhrd/files/PIB%20releae%20of%20the%20Press%20Conference%20held%20today.pdf))

20. Global Connect - Ingram Content Group
    - Evidence informing base-year allocation inputs; displayed values and growth are calculated: Agreement-dependent network access does not quantify Brazilian commissions or guarantee institutional awards. ([resources.ingramcontent.com](https://resources.ingramcontent.com/publishers/global-connect))
    - Evidence informing forecast-year allocation inputs; displayed values and growth are calculated: Agreement-dependent network access does not quantify Brazilian commissions or guarantee institutional awards. ([resources.ingramcontent.com](https://resources.ingramcontent.com/publishers/global-connect))
21. Paperback and Hardcover Distribution Rights - Kindle Direct Publishing
    - Evidence informing base-year allocation inputs; displayed values and growth are calculated: The marketplace-specific physical-book distribution restriction is not evidence of zero Mexican printing and packaging demand. ([kdp.amazon.com](https://kdp.amazon.com/en_US/help/topic/G201834280))
    - Evidence informing forecast-year allocation inputs; displayed values and growth are calculated: The marketplace-specific physical-book distribution restriction is not evidence of zero Mexican printing and packaging demand. ([kdp.amazon.com](https://kdp.amazon.com/en_US/help/topic/G201834280))
22. HDSB - RFSQ 26-013: Yearbook Software and Printing Services
    - Evidence informing base-year allocation inputs; displayed values and growth are calculated: The individual-ordering option establishes an attribution uncertainty relevant to the modeled household portion; it does not establish the assumed xx.xx% proportion.
    - Evidence informing forecast-year allocation inputs; displayed values and growth are calculated: The individual-ordering option establishes an attribution uncertainty relevant to the modeled household portion; it does not establish the assumed xx.xx% proportion.

12.4. Government & Intergovernmental Bodies

Table 201. Global Book Printing & Packaging Services Market Size, by Government & Intergovernmental Bodies, by Region, 2017-2040 (USD Million)

Region	2017	2024	2025	2026	2027	2032	2040	CAGR (%)
Africa	xx.xx	xx.xx	xx.xx	xx.xx	xx.xx	xx.xx	xx.xx	xx.xx
Asia-Pacific	xx.xx	xx.xx	xx.xx	xx.xx	xx.xx	xx.xx	xx.xx	xx.xx
Europe	xx.xx	xx.xx	xx.xx	xx.xx	xx.xx	xx.xx	xx.xx	xx.xx
Latin America	xx.xx	xx.xx	xx.xx	xx.xx	xx.xx	xx.xx	xx.xx	xx.xx
Middle East	xx.xx	xx.xx	xx.xx	xx.xx	xx.xx	xx.xx	xx.xx	xx.xx
North America	xx.xx	xx.xx	xx.xx	xx.xx	xx.xx	xx.xx	xx.xx	xx.xx
Total	**xx.xx**	**xx.xx**	**xx.xx**	**xx.xx**	**xx.xx**	**xx.xx**	**xx.xx**	**xx.xx**

Table 202. Global Book Printing & Packaging Services Market Size, by Government & Intergovernmental Bodies, by Group, 2017-2040 (USD Million)

Group	2017	2024	2025	2026	2027	2032	2040	CAGR (%)
ASEAN	xx.xx	xx.xx	xx.xx	xx.xx	xx.xx	xx.xx	xx.xx	xx.xx
BRICS	xx.xx	xx.xx	xx.xx	xx.xx	xx.xx	xx.xx	xx.xx	xx.xx
European Union	xx.xx	xx.xx	xx.xx	xx.xx	xx.xx	xx.xx	xx.xx	xx.xx
G7	xx.xx	xx.xx	xx.xx	xx.xx	xx.xx	xx.xx	xx.xx	xx.xx
GCC	xx.xx	xx.xx	xx.xx	xx.xx	xx.xx	xx.xx	xx.xx	xx.xx
NATO	xx.xx	xx.xx	xx.xx	xx.xx	xx.xx	xx.xx	xx.xx	xx.xx

Table 203. Global Book Printing & Packaging Services Market Size, by Government & Intergovernmental Bodies, by Country, 2017-2040 (USD Million)

Country	2017	2024	2025	2026	2027	2032	2040	CAGR (%)
Australia	xx.xx	xx.xx	xx.xx	xx.xx	xx.xx	xx.xx	xx.xx	xx.xx
Brazil	xx.xx	xx.xx	xx.xx	xx.xx	xx.xx	xx.xx	xx.xx	xx.xx
Canada	xx.xx	xx.xx	xx.xx	xx.xx	xx.xx	xx.xx	xx.xx	xx.xx
China	xx.xx	xx.xx	xx.xx	xx.xx	xx.xx	xx.xx	xx.xx	xx.xx
France	xx.xx	xx.xx	xx.xx	xx.xx	xx.xx	xx.xx	xx.xx	xx.xx
Germany	xx.xx	xx.xx	xx.xx	xx.xx	xx.xx	xx.xx	xx.xx	xx.xx
India	xx.xx	xx.xx	xx.xx	xx.xx	xx.xx	xx.xx	xx.xx	xx.xx
Italy	xx.xx	xx.xx	xx.xx	xx.xx	xx.xx	xx.xx	xx.xx	xx.xx
Japan	xx.xx	xx.xx	xx.xx	xx.xx	xx.xx	xx.xx	xx.xx	xx.xx
Mexico	xx.xx	xx.xx	xx.xx	xx.xx	xx.xx	xx.xx	xx.xx	xx.xx
Russia	xx.xx	xx.xx	xx.xx	xx.xx	xx.xx	xx.xx	xx.xx	xx.xx
South Korea	xx.xx	xx.xx	xx.xx	xx.xx	xx.xx	xx.xx	xx.xx	xx.xx
Spain	xx.xx	xx.xx	xx.xx	xx.xx	xx.xx	xx.xx	xx.xx	xx.xx
United Kingdom	xx.xx	xx.xx	xx.xx	xx.xx	xx.xx	xx.xx	xx.xx	xx.xx
United States	xx.xx	xx.xx	xx.xx	xx.xx	xx.xx	xx.xx	xx.xx	xx.xx
Others	xx.xx	xx.xx	xx.xx	xx.xx	xx.xx	xx.xx	xx.xx	xx.xx
Total	**xx.xx**	**xx.xx**	**xx.xx**	**xx.xx**	**xx.xx**	**xx.xx**	**xx.xx**	**xx.xx**

Sources & Evidence

1. National Museum of the Philippines - Notice of Award: Printing and Publication, Exhibition Catalogue, April 28, 2025

   · Taxonomy evidence: The National Museum of the Philippines is the awarding public institution, independently establishing a government-body commissioning relationship. ([weblinks.nationalmuseum.gov.ph](https://weblinks.nationalmuseum.gov.ph/wp-content/uploads/2025/xx.xx/xx.xx/DX-2500N_20250429_044213.pdf))

2. Bangladesh e-GP - Contract Award Details, Tender 1126622: Primary-Level Textbook Printing, Binding and Supply

   · Taxonomy evidence: The National Curriculum and Textbook Board is the procuring body and government revenue is the funding source; student recipients are distinct from the contracting purchaser. ([eprocure.gov.bd](https://www.eprocure.gov.bd/resources/common/ViewAwardedContracts.jsp?pkgLotId=xx.xx&tenderid=xx.xx))

3. UNICEF Cambodia - Invitation to Bid for Printing Services, LITB-2025-9195618

   · Taxonomy evidence: UNICEF Cambodia's 2025 solicitation includes book-printing services, establishing an intergovernmental commissioning role. The invitation does not establish award, completion, or paid revenue. ([unicef.org](https://www.unicef.org/cambodia/km/invitation-bid-printing-services-litb-2025-xx.xx))

4. Commission on Elections - Printing, Supply and Delivery of COMELEC Data Privacy Handbook, Project 25-2025-DP HANDBOOK

   · Taxonomy evidence: The Commission on Elections is the procuring entity for the handbook and identifies public funding for the contract. ([comelec.gov.ph](https://www.comelec.gov.ph/php-tpls-attachments/Procurement/ProcurementProjects/091725_BACPIN252025DPHANDBOOK/091725_BACPIN252025DPHANDBOOK_BidDocs.pdf))

5. European Book Publishing Statistics 2024

   · Evidence informing the 2024 market-value input; displayed series and growth include calculations: European publishers reported approximately EUR xx.xx of net book-sales revenue in 2024. The disclosed ebook and audiobook proportions inform the modeled xx.xx% physical-book revenue proportion; publisher revenue is an input, not printing-service revenue.

   · Evidence informing the 2025 market-value input; displayed series and growth include calculations: The 2024 publisher-revenue and format observations provide the European demand input carried into the 2025 estimate.

   · Evidence informing base-year allocation inputs; displayed values and growth are calculated: EUR xx.xx of 2024 publisher revenue and weakening physical volumes constrain the European demand weight and forecast, not directly observed service shares. ([fep-fee.eu](https://www.fep-fee.eu/European-Book-Publishing-Statistics-2024))

   · Evidence informing forecast-year allocation inputs; displayed values and growth are calculated: EUR xx.xx of 2024 publisher revenue and weakening physical volumes constrain the European demand weight and forecast, not directly observed service shares. ([fep-fee.eu](https://www.fep-fee.eu/European-Book-Publishing-Statistics-2024))

6. The Global Publishing Industry in 2022

- Evidence informing the 2024 market-value input; displayed series and growth include calculations: Table xx.xx supplies country-level publishing revenues and identifies differences between retail-value, publisher-revenue, print-only and prior-year observations. Selected non-European country observations are adjusted for physical formats and period before estimating production spending.
- Evidence informing the 2025 market-value input; displayed series and growth include calculations: The selected country observations contribute to the demand pool underlying the 2025 working estimate. Nielsen retail datasets elsewhere in the publication are not used.
- Evidence informing base-year allocation inputs; displayed values and growth are calculated: Country revenue/format proxies constrain commissioning weights. ([wipo.int](https://www.wipo.int/edocs/pubdocs/en/wipo-pub-xx.xx-2023-xx.xx-en-the-global-publishing-industry-in-2022.pdf))
- Evidence informing forecast-year allocation inputs; displayed values and growth are calculated: Country revenue/format proxies constrain commissioning weights. ([wipo.int](https://www.wipo.int/edocs/pubdocs/en/wipo-pub-xx.xx-2023-xx.xx-en-the-global-publishing-industry-in-2022.pdf))
- Evidence informing base-year allocation inputs; displayed values and growth are calculated: Revenue and registration proxies constrain allocation. ([wipo.int](https://www.wipo.int/edocs/pubdocs/en/wipo-pub-xx.xx-2023-xx.xx-en-the-global-publishing-industry-in-2022.pdf))
- Evidence informing forecast-year allocation inputs; displayed values and growth are calculated: Revenue and registration proxies constrain allocation. ([wipo.int](https://www.wipo.int/edocs/pubdocs/en/wipo-pub-xx.xx-2023-xx.xx-en-the-global-publishing-industry-in-2022.pdf))
- Evidence informing base-year allocation inputs; displayed values and growth are calculated: Revenue, format and title proxies constrain allocation. ([wipo.int](https://www.wipo.int/edocs/pubdocs/en/wipo-pub-xx.xx-2023-xx.xx-en-the-global-publishing-industry-in-2022.pdf))
- Evidence informing forecast-year allocation inputs; displayed values and growth are calculated: Revenue, format and title proxies constrain allocation. ([wipo.int](https://www.wipo.int/edocs/pubdocs/en/wipo-pub-xx.xx-2023-xx.xx-en-the-global-publishing-industry-in-2022.pdf))
- Evidence informing base-year allocation inputs; displayed values and growth are calculated: Turkish revenue constrains regional commissioning scale. ([wipo.int](https://www.wipo.int/edocs/pubdocs/en/wipo-pub-xx.xx-2023-xx.xx-en-the-global-publishing-industry-in-2022.pdf))
- Evidence informing forecast-year allocation inputs; displayed values and growth are calculated: Turkish revenue constrains regional commissioning scale. ([wipo.int](https://www.wipo.int/edocs/pubdocs/en/wipo-pub-xx.xx-2023-xx.xx-en-the-global-publishing-industry-in-2022.pdf))
- Evidence informing base-year allocation inputs; displayed values and growth are calculated: Nigerian registration activity supplies a modeled-demand input. ([wipo.int](https://www.wipo.int/edocs/pubdocs/en/wipo-pub-xx.xx-2023-xx.xx-en-the-global-publishing-industry-in-2022.pdf))
- Evidence informing forecast-year allocation inputs; displayed values and growth are calculated: Nigerian registration activity supplies a modeled-demand input. ([wipo.int](https://www.wipo.int/edocs/pubdocs/en/wipo-pub-xx.xx-2023-xx.xx-en-the-global-publishing-industry-in-2022.pdf))
- Evidence informing base-year allocation inputs; displayed values and growth are calculated: Country revenue, format and registration proxies constrain allocation. ([wipo.int](https://www.wipo.int/edocs/pubdocs/en/wipo-pub-xx.xx-2023-xx.xx-en-the-global-publishing-industry-in-2022.pdf))
- Evidence informing forecast-year allocation inputs; displayed values and growth are calculated: Country revenue, format and registration proxies constrain allocation. ([wipo.int](https://www.wipo.int/edocs/pubdocs/en/wipo-pub-xx.xx-2023-xx.xx-en-the-global-publishing-industry-in-2022.pdf))

7. 2024 年新闻出版统计公报

- Evidence informing the 2024 market-value input; displayed series and growth include calculations: For 2024, the official table reports xx.xx book copies or sheets and CNY xx.xx of book-publishing revenue. These constrain the demand bridge and historical contraction, rather than directly measuring printing-service sales.
- Evidence informing the 2025 market-value input; displayed series and growth include calculations: The 2024 book-publishing observation supplies the Chinese demand primitive for the 2025 model.
- Evidence informing base-year allocation inputs; displayed values and growth are calculated: 2024 book-publishing revenue of CNY xx.xx supplies the physical-demand proxy; reported output contraction qualifies growth assumptions. ([nppa.gov.cn](https://www.nppa.gov.cn/xxgk/fdzdgknr/tjxx/xx.xx/P020251218382424228218.pdf))
- Evidence informing forecast-year allocation inputs; displayed values and growth are calculated: 2024 book-publishing revenue of CNY xx.xx supplies the physical-demand proxy; reported output contraction qualifies growth assumptions. ([nppa.gov.cn](https://www.nppa.gov.cn/xxgk/fdzdgknr/tjxx/xx.xx/P020251218382424228218.pdf))
- Evidence informing base-year allocation inputs; displayed values and growth are calculated: The Chinese book-publishing observation is a major regional demand input, distinct from all printing and packaging industry revenue. ([nppa.gov.cn](https://www.nppa.gov.cn/xxgk/fdzdgknr/tjxx/xx.xx/P020251218382424228218.pdf))
- Evidence informing forecast-year allocation inputs; displayed values and growth are calculated: The Chinese book-publishing observation is a major regional demand input, distinct from all printing and packaging industry revenue. ([nppa.gov.cn](https://www.nppa.gov.cn/xxgk/fdzdgknr/tjxx/xx.xx/P020251218382424228218.pdf))

8. Foreign Exchange Rates - G.5A Annual, January 5, 2026

- Evidence informing the 2024 market-value input; displayed series and growth include calculations: The official 2024 annual-average conversion inputs are USD xx.xx per EUR, CNY xx.xx per USD and CAD xx.xx per USD.
- Evidence informing the 2025 market-value input; displayed series and growth include calculations: The exchange-rate table establishes the conversion basis of the preceding-year demand inputs used in the 2025 estimate; subsequent effective-USD price assumptions are modeled separately.

9. Book publishing industry, 2024 - Statistics Canada

- Evidence informing the 2024 market-value input; displayed series and growth include calculations: Canadian publishers reported CAD xx.xx of print sales outside the online category and CAD xx.xx of online print sales in 2024. Their sum, rather than total operating revenue, supplies the physical-book demand input.
- Evidence informing the 2025 market-value input; displayed series and growth include calculations: Reported cost of goods sold of CAD xx.xx, up CAD xx.xx from 2022, supplies a cost-pressure cross-check, not a directly attributable printing-services total.
- Evidence informing base-year allocation inputs; displayed values and growth are calculated: CAD xx.xx plus CAD xx.xx of print sales supplies a physical-book commissioning proxy; digital growth constrains the forecast mix. ([www150.statcan.gc.ca](https://www150.statcan.gc.ca/n1/daily-quotidien/xx.xx/dq260205b-eng.pdf))
- Evidence informing forecast-year allocation inputs; displayed values and growth are calculated: CAD xx.xx plus CAD xx.xx of print sales supplies a physical-book commissioning proxy; digital growth constrains the forecast mix. ([www150.statcan.gc.ca](https://www150.statcan.gc.ca/n1/daily-quotidien/xx.xx/dq260205b-eng.pdf))
- Evidence informing base-year allocation inputs; displayed values and growth are calculated: The Canadian physical-book input contributes to the North American demand index; it is publisher revenue, not service receipts. ([www150.statcan.gc.ca](https://www150.statcan.gc.ca/n1/daily-quotidien/xx.xx/dq260205b-eng.pdf))
- Evidence informing forecast-year allocation inputs; displayed values and growth are calculated: The Canadian physical-book input contributes to the North American demand index; it is publisher revenue, not service receipts. ([www150.statcan.gc.ca](https://www150.statcan.gc.ca/n1/daily-quotidien/xx.xx/dq260205b-eng.pdf))

10. U.S. Census Bureau - Books Printing: Shipments, annual table
    - Evidence informing the 2017 market-value input; displayed series and growth include calculations: U.S. books-printing shipments were USD xx.xx in 2017; this is a national production anchor for the historical model.
    - Evidence informing the 2018 market-value input; displayed series and growth include calculations: U.S. books-printing shipments were USD xx.xx in 2018.
    - Evidence informing the 2019 market-value input; displayed series and growth include calculations: U.S. books-printing shipments were USD xx.xx in 2019.
    - Evidence informing the 2020 market-value input; displayed series and growth include calculations: U.S. books-printing shipments were USD xx.xx in 2020.
    - Evidence informing the 2021 market-value input; displayed series and growth include calculations: U.S. books-printing shipments were USD xx.xx in 2021.
    - Evidence informing the 2022 market-value input; displayed series and growth include calculations: U.S. books-printing shipments were USD xx.xx in 2022.
    - Evidence informing the 2024 market-value input; displayed series and growth include calculations: U.S. books-printing shipments were USD xx.xx in 2024. This national industrial measure is narrower than the composite global service boundary.
11. U.S. Census Bureau - Book Publishers, All Establishments: Revenue, annual table
    - Evidence informing the 2024 market-value input; displayed series and growth include calculations: The Census annual series reports USD xx.xx of U.S. book-publisher revenue for 2024. A modeled xx.xx% physical-book proportion excludes digital and other adjacent receipts.
    - Evidence informing the 2025 market-value input; displayed series and growth include calculations: The 2024 Census observation replaces an older survey-based U.S. revenue bridge in the demand pool underlying 2025.
    - Evidence informing base-year allocation inputs; displayed values and growth are calculated: The official Census revenue-series page defines the publisher-receipt measure underlying the retained U.S. input; the exact 2024 cell was not independently re-extracted. ([fred.stlouisfed.org](https://fred.stlouisfed.org/data/AIES51113RCT00US))
    - Evidence informing forecast-year allocation inputs; displayed values and growth are calculated: The official Census revenue-series page defines the publisher-receipt measure underlying the retained U.S. input; the exact 2024 cell was not independently re-extracted. ([fred.stlouisfed.org](https://fred.stlouisfed.org/data/AIES51113RCT00US))
12. Scholastic Corporation - Form 10-K for the year ended May 31, 2025
    - Evidence informing the 2024 market-value input; displayed series and growth include calculations: Scholastic's fiscal 2024 product, service, production and inventory-reserve costs were xx.xx% of revenue; postage, freight, shipping, fulfillment and other costs were xx.xx%. These broad categories constrain, but do not directly establish, eligible outsourced-service spending.
    - Evidence informing the 2025 market-value input; displayed series and growth include calculations: The corresponding fiscal 2025 proportions were xx.xx% and xx.xx%. Royalties and prepublication amortization are separately disclosed, allowing their exclusion from the service-market bridge.

13. CEWE achieves all targets in 2025 and aims to further increase revenue and earnings in 2026

- Evidence informing the 2025 market-value input; displayed series and growth include calculations: CEWE reported xx.xx CEWE PHOTOBOOK copies in 2025 versus xx.xx in 2024, supporting a positive specialty-book volume assumption without establishing global adoption.
- Evidence informing the 2026 market-value input; displayed series and growth include calculations: Observed 2025 photobook growth informs the specialty-demand assumption for 2026; the market value remains modeled.
- Evidence informing the 2032 market-value input; displayed series and growth include calculations: The observed specialty-book activity is a starting condition for the forecast, not independent proof of continued growth through 2032.
- Evidence informing the 2040 market-value input; displayed series and growth include calculations: The forecast explicitly slows specialty-demand growth after 2032; this source supplies the initial commercial observation, not the long-term growth rate.
- Evidence informing base-year allocation inputs; displayed values and growth are calculated: Company photobook activity constrains the materiality of specialty commissions; it does not establish the modeled European specialty multiplier or continued growth through 2032. ([ir.cewe.de](https://ir.cewe.de/en/news/cewe-achieves-all-targets-in-2025-and-aims-to-further-increase-revenue-and-earnings-in/70292c17-c943-xx.xx-bd11-4323b6ce54d8))
- Evidence informing forecast-year allocation inputs; displayed values and growth are calculated: Company photobook activity constrains the materiality of specialty commissions; it does not establish the modeled European specialty multiplier or continued growth through 2032. ([ir.cewe.de](https://ir.cewe.de/en/news/cewe-achieves-all-targets-in-2025-and-aims-to-further-increase-revenue-and-earnings-in/70292c17-c943-xx.xx-bd11-4323b6ce54d8))

14. Paperback Printing Cost - Kindle Direct Publishing

- Evidence informing the 2025 market-value input; displayed series and growth include calculations: The inspected U.S. paperback schedule charges USD xx.xx plus USD xx.xx per page for the specified regular-trim black-ink category. It provides a contemporary commercial price comparison for the assumed USD xx.xx self-publishing production receipt, not an observed historical price or volume.
- Evidence informing the 2026 market-value input; displayed series and growth include calculations: The schedule distinguishes printing charges from royalties and retail list prices, supporting the production-receipt boundary used in the estimate.

15. European Book Publishing Statistics 2017

- Evidence informing the 2017 market-value input; displayed series and growth include calculations: The association's primary survey reports approximately EUR xx.xx of European net publisher revenue for 2017, constraining the pre-pandemic demand level.

16. European Book Publishing Statistics 2019

- Evidence informing the 2018 market-value input; displayed series and growth include calculations: The association reports approximately EUR xx.xx of publisher revenue for 2018.
- Evidence informing the 2019 market-value input; displayed series and growth include calculations: The association reports approximately EUR xx.xx for 2019 and identifies a questionnaire change that limits exact comparability with earlier observations.

17. 2021 年新闻出版产业分析报告

- Evidence informing the 2020 market-value input; displayed series and growth include calculations: The official report's 2021 comparison identifies a substantial rebound from 2020, constraining the pandemic-recovery bridge.
- Evidence informing the 2021 market-value input; displayed series and growth include calculations: China reported xx.xx book copies or sheets in 2021, up xx.xx%; the report also distinguishes textbook output and reprints.

18. European Book Publishing Statistics 2023

- Evidence informing the 2022 market-value input; displayed series and growth include calculations: European net publisher revenue was approximately EUR xx.xx in 2022; the association describes paper-cost pressure and price-led growth.

19. Foreign Exchange Rates - G.5A Annual, January 5, 2026
    - Evidence informing base-year allocation inputs; displayed values and growth are calculated: Official annual-average exchange-rate methodology supports the frozen common-USD conversion convention; it does not measure service demand. ([federalreserve.gov](https://www.federalreserve.gov/releases/g5a/xx.xx/))
    - Evidence informing forecast-year allocation inputs; displayed values and growth are calculated: Official annual-average exchange-rate methodology supports the frozen common-USD conversion convention; it does not measure service demand. ([federalreserve.gov](https://www.federalreserve.gov/releases/g5a/xx.xx/))
    - Evidence informing base-year allocation inputs; displayed values and growth are calculated: The annual currency-conversion convention prevents mixing local-currency demand inputs with USD allocation weights. ([federalreserve.gov](https://www.federalreserve.gov/releases/g5a/xx.xx/))
    - Evidence informing forecast-year allocation inputs; displayed values and growth are calculated: The annual currency-conversion convention prevents mixing local-currency demand inputs with USD allocation weights. ([federalreserve.gov](https://www.federalreserve.gov/releases/g5a/xx.xx/))
20. GCC Statistical Center - Education Statistics 2024 announcement, March 23, 2026
    - Evidence informing base-year allocation inputs; displayed values and growth are calculated: Approximately xx.xx general-school pupils constrain the regional educational customer pool; national apportionment and monetization are assumed. ([gccstat.org](https://www.gccstat.org/news/xx.xx))
    - Evidence informing forecast-year allocation inputs; displayed values and growth are calculated: Approximately xx.xx general-school pupils constrain the regional educational customer pool; national apportionment and monetization are assumed. ([gccstat.org](https://www.gccstat.org/news/xx.xx))
21. South African Book Publishing Industry Survey 2023-2024
    - Evidence informing base-year allocation inputs; displayed values and growth are calculated: The transparent national publisher survey supplies a regional commercial comparator, not an observed African printing-service total. ([publishsa.co.za](https://publishsa.co.za/wp-content/uploads/2025/xx.xx/South-African-Book-Publishing-Industry-Survey-2023-2024.pdf))
    - Evidence informing forecast-year allocation inputs; displayed values and growth are calculated: The transparent national publisher survey supplies a regional commercial comparator, not an observed African printing-service total. ([publishsa.co.za](https://publishsa.co.za/wp-content/uploads/2025/xx.xx/South-African-Book-Publishing-Industry-Survey-2023-2024.pdf))
22. Ministry of Education - Press conference release, December 17, 2024
    - Evidence informing base-year allocation inputs; displayed values and growth are calculated: The announced increase in annual NCERT textbook printing from xx.xx to xx.xx supports an educational-demand mechanism, not realized supplier receipts or the modeled forecast share. ([education.gov.in](https://www.education.gov.in/sites/upload_files/mhrd/files/PIB%20releae%20of%20the%20Press%20Conference%20held%20today.pdf))
    - Evidence informing forecast-year allocation inputs; displayed values and growth are calculated: The announced increase in annual NCERT textbook printing from xx.xx to xx.xx supports an educational-demand mechanism, not realized supplier receipts or the modeled forecast share. ([education.gov.in](https://www.education.gov.in/sites/upload_files/mhrd/files/PIB%20releae%20of%20the%20Press%20Conference%20held%20today.pdf))
23. Global Connect - Ingram Content Group
    - Evidence informing base-year allocation inputs; displayed values and growth are calculated: Agreement-dependent network access does not quantify Brazilian commissions or guarantee institutional awards. ([resources.ingramcontent.com](https://resources.ingramcontent.com/publishers/global-connect))
    - Evidence informing forecast-year allocation inputs; displayed values and growth are calculated: Agreement-dependent network access does not quantify Brazilian commissions or guarantee institutional awards. ([resources.ingramcontent.com](https://resources.ingramcontent.com/publishers/global-connect))

24. Paperback and Hardcover Distribution Rights - Kindle Direct Publishing
· Evidence informing base-year allocation inputs; displayed values and growth are calculated: The marketplace-specific physical-book distribution restriction is not evidence of zero Mexican printing and packaging demand. ([kdp.amazon.com](https://kdp.amazon.com/en_US/help/topic/G201834280))
· Evidence informing forecast-year allocation inputs; displayed values and growth are calculated: The marketplace-specific physical-book distribution restriction is not evidence of zero Mexican printing and packaging demand. ([kdp.amazon.com](https://kdp.amazon.com/en_US/help/topic/G201834280))
25. Bangladesh e-GP - NCTB/TEXTBOOK/2025, Package GD.102_SEC_8.031
· Evidence informing base-year allocation inputs; displayed values and growth are calculated: The government-funded procurement plan specifies xx.xx academic-2025 textbook copies and an estimated BDT xx.xx for printing, binding and supply. It constrains commercial order scale and local unit-budget plausibility, not realized annual revenue.
· Evidence informing forecast-year allocation inputs; displayed values and growth are calculated: The government-funded procurement plan specifies xx.xx academic-2025 textbook copies and an estimated BDT xx.xx for printing, binding and supply. It constrains commercial order scale and local unit-budget plausibility, not realized annual revenue.
26. Students suffer as NCTB fails to deliver books - The Daily Star, January 17, 2025
· Evidence informing base-year allocation inputs; displayed values and growth are calculated: The January xx.xx 2025 report corroborates the dated approximately xx.xx-copy textbook target and early-year delivery disruption. Target realization and supplier receipts remain modeled.
27. Secondary-level students: A new year without full set of books for many - The Daily Star, December 28, 2025
· Evidence informing forecast-year allocation inputs; displayed values and growth are calculated: The December xx.xx 2025 report corroborates the approximately xx.xx-copy academic-2026 target and continued delivery slippage. It informs a normalization assumption, not an observed 2032 share.

12.5. Educational & Research Institutions

Table 204. Global Book Printing & Packaging Services Market Size, by Educational & Research Institutions, by Region, 2017-2040 (USD Million)

Region	2017	2024	2025	2026	2027	2032	2040	CAGR (%)
Africa	xx.xx	xx.xx	xx.xx	xx.xx	xx.xx	xx.xx	xx.xx	xx.xx
Asia-Pacific	xx.xx	xx.xx	xx.xx	xx.xx	xx.xx	xx.xx	xx.xx	xx.xx
Europe	xx.xx	xx.xx	xx.xx	xx.xx	xx.xx	xx.xx	xx.xx	xx.xx
Latin America	xx.xx	xx.xx	xx.xx	xx.xx	xx.xx	xx.xx	xx.xx	xx.xx
Middle East	xx.xx	xx.xx	xx.xx	xx.xx	xx.xx	xx.xx	xx.xx	xx.xx
North America	xx.xx	xx.xx	xx.xx	xx.xx	xx.xx	xx.xx	xx.xx	xx.xx
Total	**xx.xx**	**xx.xx**	**xx.xx**	**xx.xx**	**xx.xx**	**xx.xx**	**xx.xx**	**xx.xx**

Table 205. Global Book Printing & Packaging Services Market Size, by Educational & Research Institutions, by Group, 2017-2040 (USD Million)

Group	2017	2024	2025	2026	2027	2032	2040	CAGR (%)
ASEAN	xx.xx	xx.xx	xx.xx	xx.xx	xx.xx	xx.xx	xx.xx	xx.xx
BRICS	xx.xx	xx.xx	xx.xx	xx.xx	xx.xx	xx.xx	xx.xx	xx.xx
European Union	xx.xx	xx.xx	xx.xx	xx.xx	xx.xx	xx.xx	xx.xx	xx.xx
G7	xx.xx	xx.xx	xx.xx	xx.xx	xx.xx	xx.xx	xx.xx	xx.xx
GCC	xx.xx	xx.xx	xx.xx	xx.xx	xx.xx	xx.xx	xx.xx	xx.xx
NATO	xx.xx	xx.xx	xx.xx	xx.xx	xx.xx	xx.xx	xx.xx	xx.xx

Table 206. Global Book Printing & Packaging Services Market Size, by Educational & Research Institutions, by Country, 2017-2040 (USD Million)

Country	2017	2024	2025	2026	2027	2032	2040	CAGR (%)
Australia	xx.xx	xx.xx	xx.xx	xx.xx	xx.xx	xx.xx	xx.xx	xx.xx
Brazil	xx.xx	xx.xx	xx.xx	xx.xx	xx.xx	xx.xx	xx.xx	xx.xx
Canada	xx.xx	xx.xx	xx.xx	xx.xx	xx.xx	xx.xx	xx.xx	xx.xx
China	xx.xx	xx.xx	xx.xx	xx.xx	xx.xx	xx.xx	xx.xx	xx.xx
France	xx.xx	xx.xx	xx.xx	xx.xx	xx.xx	xx.xx	xx.xx	xx.xx
Germany	xx.xx	xx.xx	xx.xx	xx.xx	xx.xx	xx.xx	xx.xx	xx.xx
India	xx.xx	xx.xx	xx.xx	xx.xx	xx.xx	xx.xx	xx.xx	xx.xx
Italy	xx.xx	xx.xx	xx.xx	xx.xx	xx.xx	xx.xx	xx.xx	xx.xx
Japan	xx.xx	xx.xx	xx.xx	xx.xx	xx.xx	xx.xx	xx.xx	xx.xx
Mexico	xx.xx	xx.xx	xx.xx	xx.xx	xx.xx	xx.xx	xx.xx	xx.xx
Russia	xx.xx	xx.xx	xx.xx	xx.xx	xx.xx	xx.xx	xx.xx	xx.xx
South Korea	xx.xx	xx.xx	xx.xx	xx.xx	xx.xx	xx.xx	xx.xx	xx.xx
Spain	xx.xx	xx.xx	xx.xx	xx.xx	xx.xx	xx.xx	xx.xx	xx.xx
United Kingdom	xx.xx	xx.xx	xx.xx	xx.xx	xx.xx	xx.xx	xx.xx	xx.xx
United States	xx.xx	xx.xx	xx.xx	xx.xx	xx.xx	xx.xx	xx.xx	xx.xx
Others	xx.xx	xx.xx	xx.xx	xx.xx	xx.xx	xx.xx	xx.xx	xx.xx
Total	**xx.xx**	**xx.xx**	**xx.xx**	**xx.xx**	**xx.xx**	**xx.xx**	**xx.xx**	**xx.xx**

Sources & Evidence

1. 2022 North American Industry Classification System - United States
   - Taxonomy evidence: Schools and universities issuing books outside a dedicated publishing business retain their primary institutional classification. ([census.gov](https://www.census.gov/naics/reference_files_tools/2022_NAICS_Manual.pdf))

2. HDSB - RFSQ 26-013: Yearbook Software and Printing Services
   - Taxonomy evidence: The notice establishes an educational institution commissioning printing-related yearbook services, rather than merely purchasing existing published books. It is a qualification process, not evidence of fulfilled orders. ([hdsb.bidsandtenders.ca](https://hdsb.bidsandtenders.ca/Module/Tenders/en/Tender/Detail/bcec7cec-xx.xx-466e-a520-54620f3c0209))
   - Evidence informing base-year allocation inputs; displayed values and growth are calculated: The yearbook qualification notice restricts supply to prequalified vendors while permitting school bulk orders and individual ordering. It supports separating commissioning authority from ultimate payment, but discloses no fulfilled-order value.
   - Evidence informing forecast-year allocation inputs; displayed values and growth are calculated: The yearbook qualification notice restricts supply to prequalified vendors while permitting school bulk orders and individual ordering. It supports separating commissioning authority from ultimate payment, but discloses no fulfilled-order value.
3. European Book Publishing Statistics 2024
   - Evidence informing the 2024 market-value input; displayed series and growth include calculations: European publishers reported approximately EUR xx.xx of net book-sales revenue in 2024. The disclosed ebook and audiobook proportions inform the modeled xx.xx% physical-book revenue proportion; publisher revenue is an input, not printing-service revenue.
   - Evidence informing the 2025 market-value input; displayed series and growth include calculations: The 2024 publisher-revenue and format observations provide the European demand input carried into the 2025 estimate.
   - Evidence informing base-year allocation inputs; displayed values and growth are calculated: EUR xx.xx of 2024 publisher revenue and weakening physical volumes constrain the European demand weight and forecast, not directly observed service shares. ([fep-fee.eu](https://www.fep-fee.eu/European-Book-Publishing-Statistics-2024))
   - Evidence informing forecast-year allocation inputs; displayed values and growth are calculated: EUR xx.xx of 2024 publisher revenue and weakening physical volumes constrain the European demand weight and forecast, not directly observed service shares. ([fep-fee.eu](https://www.fep-fee.eu/European-Book-Publishing-Statistics-2024))

4. The Global Publishing Industry in 2022

- Evidence informing the 2024 market-value input; displayed series and growth include calculations: Table xx.xx supplies country-level publishing revenues and identifies differences between retail-value, publisher-revenue, print-only and prior-year observations. Selected non-European country observations are adjusted for physical formats and period before estimating production spending.
- Evidence informing the 2025 market-value input; displayed series and growth include calculations: The selected country observations contribute to the demand pool underlying the 2025 working estimate. Nielsen retail datasets elsewhere in the publication are not used.
- Evidence informing base-year allocation inputs; displayed values and growth are calculated: Country revenue/format proxies constrain commissioning weights. ([wipo.int](https://www.wipo.int/edocs/pubdocs/en/wipo-pub-xx.xx-2023-xx.xx-en-the-global-publishing-industry-in-2022.pdf))
- Evidence informing forecast-year allocation inputs; displayed values and growth are calculated: Country revenue/format proxies constrain commissioning weights. ([wipo.int](https://www.wipo.int/edocs/pubdocs/en/wipo-pub-xx.xx-2023-xx.xx-en-the-global-publishing-industry-in-2022.pdf))
- Evidence informing base-year allocation inputs; displayed values and growth are calculated: Revenue and registration proxies constrain allocation. ([wipo.int](https://www.wipo.int/edocs/pubdocs/en/wipo-pub-xx.xx-2023-xx.xx-en-the-global-publishing-industry-in-2022.pdf))
- Evidence informing forecast-year allocation inputs; displayed values and growth are calculated: Revenue and registration proxies constrain allocation. ([wipo.int](https://www.wipo.int/edocs/pubdocs/en/wipo-pub-xx.xx-2023-xx.xx-en-the-global-publishing-industry-in-2022.pdf))
- Evidence informing base-year allocation inputs; displayed values and growth are calculated: Revenue, format and title proxies constrain allocation. ([wipo.int](https://www.wipo.int/edocs/pubdocs/en/wipo-pub-xx.xx-2023-xx.xx-en-the-global-publishing-industry-in-2022.pdf))
- Evidence informing forecast-year allocation inputs; displayed values and growth are calculated: Revenue, format and title proxies constrain allocation. ([wipo.int](https://www.wipo.int/edocs/pubdocs/en/wipo-pub-xx.xx-2023-xx.xx-en-the-global-publishing-industry-in-2022.pdf))
- Evidence informing base-year allocation inputs; displayed values and growth are calculated: Turkish revenue constrains regional commissioning scale. ([wipo.int](https://www.wipo.int/edocs/pubdocs/en/wipo-pub-xx.xx-2023-xx.xx-en-the-global-publishing-industry-in-2022.pdf))
- Evidence informing forecast-year allocation inputs; displayed values and growth are calculated: Turkish revenue constrains regional commissioning scale. ([wipo.int](https://www.wipo.int/edocs/pubdocs/en/wipo-pub-xx.xx-2023-xx.xx-en-the-global-publishing-industry-in-2022.pdf))
- Evidence informing base-year allocation inputs; displayed values and growth are calculated: Nigerian registration activity supplies a modeled-demand input. ([wipo.int](https://www.wipo.int/edocs/pubdocs/en/wipo-pub-xx.xx-2023-xx.xx-en-the-global-publishing-industry-in-2022.pdf))
- Evidence informing forecast-year allocation inputs; displayed values and growth are calculated: Nigerian registration activity supplies a modeled-demand input. ([wipo.int](https://www.wipo.int/edocs/pubdocs/en/wipo-pub-xx.xx-2023-xx.xx-en-the-global-publishing-industry-in-2022.pdf))
- Evidence informing base-year allocation inputs; displayed values and growth are calculated: Country revenue, format and registration proxies constrain allocation. ([wipo.int](https://www.wipo.int/edocs/pubdocs/en/wipo-pub-xx.xx-2023-xx.xx-en-the-global-publishing-industry-in-2022.pdf))
- Evidence informing forecast-year allocation inputs; displayed values and growth are calculated: Country revenue, format and registration proxies constrain allocation. ([wipo.int](https://www.wipo.int/edocs/pubdocs/en/wipo-pub-xx.xx-2023-xx.xx-en-the-global-publishing-industry-in-2022.pdf))

5. 2024 年新闻出版统计公报

· Evidence informing the 2024 market-value input; displayed series and growth include calculations: For 2024, the official table reports xx.xx book copies or sheets and CNY xx.xx of book-publishing revenue. These constrain the demand bridge and historical contraction, rather than directly measuring printing-service sales.

· Evidence informing the 2025 market-value input; displayed series and growth include calculations: The 2024 book-publishing observation supplies the Chinese demand primitive for the 2025 model.

· Evidence informing base-year allocation inputs; displayed values and growth are calculated: 2024 book-publishing revenue of CNY xx.xx supplies the physical-demand proxy; reported output contraction qualifies growth assumptions. ([nppa.gov.cn](https://www.nppa.gov.cn/xxgk/fdzdgknr/tjxx/xx.xx/P020251218382424228218.pdf))

· Evidence informing forecast-year allocation inputs; displayed values and growth are calculated: 2024 book-publishing revenue of CNY xx.xx supplies the physical-demand proxy; reported output contraction qualifies growth assumptions. ([nppa.gov.cn](https://www.nppa.gov.cn/xxgk/fdzdgknr/tjxx/xx.xx/P020251218382424228218.pdf))

· Evidence informing base-year allocation inputs; displayed values and growth are calculated: The Chinese book-publishing observation is a major regional demand input, distinct from all printing and packaging industry revenue. ([nppa.gov.cn](https://www.nppa.gov.cn/xxgk/fdzdgknr/tjxx/xx.xx/P020251218382424228218.pdf))

· Evidence informing forecast-year allocation inputs; displayed values and growth are calculated: The Chinese book-publishing observation is a major regional demand input, distinct from all printing and packaging industry revenue. ([nppa.gov.cn](https://www.nppa.gov.cn/xxgk/fdzdgknr/tjxx/xx.xx/P020251218382424228218.pdf))

6. Foreign Exchange Rates - G.5A Annual, January 5, 2026

· Evidence informing the 2024 market-value input; displayed series and growth include calculations: The official 2024 annual-average conversion inputs are USD xx.xx per EUR, CNY xx.xx per USD and CAD xx.xx per USD.

· Evidence informing the 2025 market-value input; displayed series and growth include calculations: The exchange-rate table establishes the conversion basis of the preceding-year demand inputs used in the 2025 estimate; subsequent effective-USD price assumptions are modeled separately.

7. Book publishing industry, 2024 - Statistics Canada

· Evidence informing the 2024 market-value input; displayed series and growth include calculations: Canadian publishers reported CAD xx.xx of print sales outside the online category and CAD xx.xx of online print sales in 2024. Their sum, rather than total operating revenue, supplies the physical-book demand input.

· Evidence informing the 2025 market-value input; displayed series and growth include calculations: Reported cost of goods sold of CAD xx.xx, up CAD xx.xx from 2022, supplies a cost-pressure cross-check, not a directly attributable printing-services total.

· Evidence informing base-year allocation inputs; displayed values and growth are calculated: CAD xx.xx plus CAD xx.xx of print sales supplies a physical-book commissioning proxy; digital growth constrains the forecast mix. ([www150.statcan.gc.ca](https://www150.statcan.gc.ca/n1/daily-quotidien/xx.xx/dq260205b-eng.pdf))

· Evidence informing forecast-year allocation inputs; displayed values and growth are calculated: CAD xx.xx plus CAD xx.xx of print sales supplies a physical-book commissioning proxy; digital growth constrains the forecast mix. ([www150.statcan.gc.ca](https://www150.statcan.gc.ca/n1/daily-quotidien/xx.xx/dq260205b-eng.pdf))

· Evidence informing base-year allocation inputs; displayed values and growth are calculated: The Canadian physical-book input contributes to the North American demand index; it is publisher revenue, not service receipts. ([www150.statcan.gc.ca](https://www150.statcan.gc.ca/n1/daily-quotidien/xx.xx/dq260205b-eng.pdf))

· Evidence informing forecast-year allocation inputs; displayed values and growth are calculated: The Canadian physical-book input contributes to the North American demand index; it is publisher revenue, not service receipts. ([www150.statcan.gc.ca](https://www150.statcan.gc.ca/n1/daily-quotidien/xx.xx/dq260205b-eng.pdf))

8. U.S. Census Bureau - Books Printing: Shipments, annual table
   - Evidence informing the 2017 market-value input; displayed series and growth include calculations: U.S. books-printing shipments were USD xx.xx in 2017; this is a national production anchor for the historical model.
   - Evidence informing the 2018 market-value input; displayed series and growth include calculations: U.S. books-printing shipments were USD xx.xx in 2018.
   - Evidence informing the 2019 market-value input; displayed series and growth include calculations: U.S. books-printing shipments were USD xx.xx in 2019.
   - Evidence informing the 2020 market-value input; displayed series and growth include calculations: U.S. books-printing shipments were USD xx.xx in 2020.
   - Evidence informing the 2021 market-value input; displayed series and growth include calculations: U.S. books-printing shipments were USD xx.xx in 2021.
   - Evidence informing the 2022 market-value input; displayed series and growth include calculations: U.S. books-printing shipments were USD xx.xx in 2022.
   - Evidence informing the 2024 market-value input; displayed series and growth include calculations: U.S. books-printing shipments were USD xx.xx in 2024. This national industrial measure is narrower than the composite global service boundary.
9. U.S. Census Bureau - Book Publishers, All Establishments: Revenue, annual table
   - Evidence informing the 2024 market-value input; displayed series and growth include calculations: The Census annual series reports USD xx.xx of U.S. book-publisher revenue for 2024. A modeled xx.xx% physical-book proportion excludes digital and other adjacent receipts.
   - Evidence informing the 2025 market-value input; displayed series and growth include calculations: The 2024 Census observation replaces an older survey-based U.S. revenue bridge in the demand pool underlying 2025.
   - Evidence informing base-year allocation inputs; displayed values and growth are calculated: The official Census revenue-series page defines the publisher-receipt measure underlying the retained U.S. input; the exact 2024 cell was not independently re-extracted. ([fred.stlouisfed.org](https://fred.stlouisfed.org/data/AIES51113RCT00US))
   - Evidence informing forecast-year allocation inputs; displayed values and growth are calculated: The official Census revenue-series page defines the publisher-receipt measure underlying the retained U.S. input; the exact 2024 cell was not independently re-extracted. ([fred.stlouisfed.org](https://fred.stlouisfed.org/data/AIES51113RCT00US))
10. Scholastic Corporation - Form 10-K for the year ended May 31, 2025
    - Evidence informing the 2024 market-value input; displayed series and growth include calculations: Scholastic's fiscal 2024 product, service, production and inventory-reserve costs were xx.xx% of revenue; postage, freight, shipping, fulfillment and other costs were xx.xx%. These broad categories constrain, but do not directly establish, eligible outsourced-service spending.
    - Evidence informing the 2025 market-value input; displayed series and growth include calculations: The corresponding fiscal 2025 proportions were xx.xx% and xx.xx%. Royalties and prepublication amortization are separately disclosed, allowing their exclusion from the service-market bridge.

11. CEWE achieves all targets in 2025 and aims to further increase revenue and earnings in 2026
    - Evidence informing the 2025 market-value input; displayed series and growth include calculations: CEWE reported xx.xx CEWE PHOTOBOOK copies in 2025 versus xx.xx in 2024, supporting a positive specialty-book volume assumption without establishing global adoption.
    - Evidence informing the 2026 market-value input; displayed series and growth include calculations: Observed 2025 photobook growth informs the specialty-demand assumption for 2026; the market value remains modeled.
    - Evidence informing the 2032 market-value input; displayed series and growth include calculations: The observed specialty-book activity is a starting condition for the forecast, not independent proof of continued growth through 2032.
    - Evidence informing the 2040 market-value input; displayed series and growth include calculations: The forecast explicitly slows specialty-demand growth after 2032; this source supplies the initial commercial observation, not the long-term growth rate.
    - Evidence informing base-year allocation inputs; displayed values and growth are calculated: Company photobook activity constrains the materiality of specialty commissions; it does not establish the modeled European specialty multiplier or continued growth through 2032. ([ir.cewe.de](https://ir.cewe.de/en/news/cewe-achieves-all-targets-in-2025-and-aims-to-further-increase-revenue-and-earnings-in/70292c17-c943-xx.xx-bd11-4323b6ce54d8))
    - Evidence informing forecast-year allocation inputs; displayed values and growth are calculated: Company photobook activity constrains the materiality of specialty commissions; it does not establish the modeled European specialty multiplier or continued growth through 2032. ([ir.cewe.de](https://ir.cewe.de/en/news/cewe-achieves-all-targets-in-2025-and-aims-to-further-increase-revenue-and-earnings-in/70292c17-c943-xx.xx-bd11-4323b6ce54d8))
12. Paperback Printing Cost - Kindle Direct Publishing
    - Evidence informing the 2025 market-value input; displayed series and growth include calculations: The inspected U.S. paperback schedule charges USD xx.xx plus USD xx.xx per page for the specified regular-trim black-ink category. It provides a contemporary commercial price comparison for the assumed USD xx.xx self-publishing production receipt, not an observed historical price or volume.
    - Evidence informing the 2026 market-value input; displayed series and growth include calculations: The schedule distinguishes printing charges from royalties and retail list prices, supporting the production-receipt boundary used in the estimate.
13. European Book Publishing Statistics 2017
    - Evidence informing the 2017 market-value input; displayed series and growth include calculations: The association's primary survey reports approximately EUR xx.xx of European net publisher revenue for 2017, constraining the pre-pandemic demand level.
14. European Book Publishing Statistics 2019
    - Evidence informing the 2018 market-value input; displayed series and growth include calculations: The association reports approximately EUR xx.xx of publisher revenue for 2018.
    - Evidence informing the 2019 market-value input; displayed series and growth include calculations: The association reports approximately EUR xx.xx for 2019 and identifies a questionnaire change that limits exact comparability with earlier observations.
15. 2021 年新闻出版产业分析报告
    - Evidence informing the 2020 market-value input; displayed series and growth include calculations: The official report's 2021 comparison identifies a substantial rebound from 2020, constraining the pandemic-recovery bridge.
    - Evidence informing the 2021 market-value input; displayed series and growth include calculations: China reported xx.xx book copies or sheets in 2021, up xx.xx%; the report also distinguishes textbook output and reprints.
16. European Book Publishing Statistics 2023
    - Evidence informing the 2022 market-value input; displayed series and growth include calculations: European net publisher revenue was approximately EUR xx.xx in 2022; the association describes paper-cost pressure and price-led growth.

17. Foreign Exchange Rates - G.5A Annual, January 5, 2026
    - Evidence informing base-year allocation inputs; displayed values and growth are calculated: Official annual-average exchange-rate methodology supports the frozen common-USD conversion convention; it does not measure service demand. ([federalreserve.gov](https://www.federalreserve.gov/releases/g5a/xx.xx/))
    - Evidence informing forecast-year allocation inputs; displayed values and growth are calculated: Official annual-average exchange-rate methodology supports the frozen common-USD conversion convention; it does not measure service demand. ([federalreserve.gov](https://www.federalreserve.gov/releases/g5a/xx.xx/))
    - Evidence informing base-year allocation inputs; displayed values and growth are calculated: The annual currency-conversion convention prevents mixing local-currency demand inputs with USD allocation weights. ([federalreserve.gov](https://www.federalreserve.gov/releases/g5a/xx.xx/))
    - Evidence informing forecast-year allocation inputs; displayed values and growth are calculated: The annual currency-conversion convention prevents mixing local-currency demand inputs with USD allocation weights. ([federalreserve.gov](https://www.federalreserve.gov/releases/g5a/xx.xx/))
18. GCC Statistical Center - Education Statistics 2024 announcement, March 23, 2026
    - Evidence informing base-year allocation inputs; displayed values and growth are calculated: Approximately xx.xx general-school pupils constrain the regional educational customer pool; national apportionment and monetization are assumed. ([gccstat.org](https://www.gccstat.org/news/xx.xx))
    - Evidence informing forecast-year allocation inputs; displayed values and growth are calculated: Approximately xx.xx general-school pupils constrain the regional educational customer pool; national apportionment and monetization are assumed. ([gccstat.org](https://www.gccstat.org/news/xx.xx))
19. South African Book Publishing Industry Survey 2023-2024
    - Evidence informing base-year allocation inputs; displayed values and growth are calculated: The transparent national publisher survey supplies a regional commercial comparator, not an observed African printing-service total. ([publishsa.co.za](https://publishsa.co.za/wp-content/uploads/2025/xx.xx/South-African-Book-Publishing-Industry-Survey-2023-2024.pdf))
    - Evidence informing forecast-year allocation inputs; displayed values and growth are calculated: The transparent national publisher survey supplies a regional commercial comparator, not an observed African printing-service total. ([publishsa.co.za](https://publishsa.co.za/wp-content/uploads/2025/xx.xx/South-African-Book-Publishing-Industry-Survey-2023-2024.pdf))
20. Ministry of Education - Press conference release, December 17, 2024
    - Evidence informing base-year allocation inputs; displayed values and growth are calculated: The announced increase in annual NCERT textbook printing from xx.xx to xx.xx supports an educational-demand mechanism, not realized supplier receipts or the modeled forecast share. ([education.gov.in](https://www.education.gov.in/sites/upload_files/mhrd/files/PIB%20releae%20of%20the%20Press%20Conference%20held%20today.pdf))
    - Evidence informing forecast-year allocation inputs; displayed values and growth are calculated: The announced increase in annual NCERT textbook printing from xx.xx to xx.xx supports an educational-demand mechanism, not realized supplier receipts or the modeled forecast share. ([education.gov.in](https://www.education.gov.in/sites/upload_files/mhrd/files/PIB%20releae%20of%20the%20Press%20Conference%20held%20today.pdf))
21. Global Connect - Ingram Content Group
    - Evidence informing base-year allocation inputs; displayed values and growth are calculated: Agreement-dependent network access does not quantify Brazilian commissions or guarantee institutional awards. ([resources.ingramcontent.com](https://resources.ingramcontent.com/publishers/global-connect))
    - Evidence informing forecast-year allocation inputs; displayed values and growth are calculated: Agreement-dependent network access does not quantify Brazilian commissions or guarantee institutional awards. ([resources.ingramcontent.com](https://resources.ingramcontent.com/publishers/global-connect))

22. Paperback and Hardcover Distribution Rights - Kindle Direct Publishing
    - Evidence informing base-year allocation inputs; displayed values and growth are calculated: The marketplace-specific physical-book distribution restriction is not evidence of zero Mexican printing and packaging demand. ([kdp.amazon.com](https://kdp.amazon.com/en_US/help/topic/G201834280))
    - Evidence informing forecast-year allocation inputs; displayed values and growth are calculated: The marketplace-specific physical-book distribution restriction is not evidence of zero Mexican printing and packaging demand. ([kdp.amazon.com](https://kdp.amazon.com/en_US/help/topic/G201834280))
23. Ministry of Education - NCERT and Amazon Letter of Engagement, October 7, 2024
    - Evidence informing base-year allocation inputs; displayed values and growth are calculated: The October xx.xx 2024 announcement targeted xx.xx NCERT books for academic 2025-xx.xx. This is a planned institutional activity anchor; realization, eligible receipts and subsequent growth are modeled separately.
    - Evidence informing forecast-year allocation inputs; displayed values and growth are calculated: The October xx.xx 2024 announcement targeted xx.xx NCERT books for academic 2025-xx.xx. This is a planned institutional activity anchor; realization, eligible receipts and subsequent growth are modeled separately.

12.6. Self-Publishing Authors & Creators

Table 207. Global Book Printing & Packaging Services Market Size, by Self-Publishing Authors & Creators, by Region, 2017-2040 (USD Million)

Region	2017	2024	2025	2026	2027	2032	2040	CAGR (%)
Africa	xx.xx	xx.xx	xx.xx	xx.xx	xx.xx	xx.xx	xx.xx	xx.xx
Asia-Pacific	xx.xx	xx.xx	xx.xx	xx.xx	xx.xx	xx.xx	xx.xx	xx.xx
Europe	xx.xx	xx.xx	xx.xx	xx.xx	xx.xx	xx.xx	xx.xx	xx.xx
Latin America	xx.xx	xx.xx	xx.xx	xx.xx	xx.xx	xx.xx	xx.xx	xx.xx
Middle East	xx.xx	xx.xx	xx.xx	xx.xx	xx.xx	xx.xx	xx.xx	xx.xx
North America	xx.xx	xx.xx	xx.xx	xx.xx	xx.xx	xx.xx	xx.xx	xx.xx
Total	**xx.xx**	**xx.xx**	**xx.xx**	**xx.xx**	**xx.xx**	**xx.xx**	**xx.xx**	**xx.xx**

Table 208. Global Book Printing & Packaging Services Market Size, by Self-Publishing Authors & Creators, by Group, 2017-2040 (USD Million)

Group	2017	2024	2025	2026	2027	2032	2040	CAGR (%)
ASEAN	xx.xx	xx.xx	xx.xx	xx.xx	xx.xx	xx.xx	xx.xx	xx.xx
BRICS	xx.xx	xx.xx	xx.xx	xx.xx	xx.xx	xx.xx	xx.xx	xx.xx
European Union	xx.xx	xx.xx	xx.xx	xx.xx	xx.xx	xx.xx	xx.xx	xx.xx
G7	xx.xx	xx.xx	xx.xx	xx.xx	xx.xx	xx.xx	xx.xx	xx.xx
GCC	xx.xx	xx.xx	xx.xx	xx.xx	xx.xx	xx.xx	xx.xx	xx.xx
NATO	xx.xx	xx.xx	xx.xx	xx.xx	xx.xx	xx.xx	xx.xx	xx.xx

Table 209. Global Book Printing & Packaging Services Market Size, by Self-Publishing Authors & Creators, by Country, 2017-2040 (USD Million)

Country	2017	2024	2025	2026	2027	2032	2040	CAGR (%)
Australia	xx.xx	xx.xx	xx.xx	xx.xx	xx.xx	xx.xx	xx.xx	xx.xx
Brazil	xx.xx	xx.xx	xx.xx	xx.xx	xx.xx	xx.xx	xx.xx	xx.xx
Canada	xx.xx	xx.xx	xx.xx	xx.xx	xx.xx	xx.xx	xx.xx	xx.xx
China	xx.xx	xx.xx	xx.xx	xx.xx	xx.xx	xx.xx	xx.xx	xx.xx
France	xx.xx	xx.xx	xx.xx	xx.xx	xx.xx	xx.xx	xx.xx	xx.xx
Germany	xx.xx	xx.xx	xx.xx	xx.xx	xx.xx	xx.xx	xx.xx	xx.xx
India	xx.xx	xx.xx	xx.xx	xx.xx	xx.xx	xx.xx	xx.xx	xx.xx
Italy	xx.xx	xx.xx	xx.xx	xx.xx	xx.xx	xx.xx	xx.xx	xx.xx
Japan	xx.xx	xx.xx	xx.xx	xx.xx	xx.xx	xx.xx	xx.xx	xx.xx
Mexico	xx.xx	xx.xx	xx.xx	xx.xx	xx.xx	xx.xx	xx.xx	xx.xx
Russia	xx.xx	xx.xx	xx.xx	xx.xx	xx.xx	xx.xx	xx.xx	xx.xx
South Korea	xx.xx	xx.xx	xx.xx	xx.xx	xx.xx	xx.xx	xx.xx	xx.xx
Spain	xx.xx	xx.xx	xx.xx	xx.xx	xx.xx	xx.xx	xx.xx	xx.xx
United Kingdom	xx.xx	xx.xx	xx.xx	xx.xx	xx.xx	xx.xx	xx.xx	xx.xx
United States	xx.xx	xx.xx	xx.xx	xx.xx	xx.xx	xx.xx	xx.xx	xx.xx
Others	xx.xx	xx.xx	xx.xx	xx.xx	xx.xx	xx.xx	xx.xx	xx.xx
Total	**xx.xx**	**xx.xx**	**xx.xx**	**xx.xx**	**xx.xx**	**xx.xx**	**xx.xx**	**xx.xx**

Sources & Evidence

1. 2022 North American Industry Classification System - United States

   · Taxonomy evidence: Independent authors acting as their own publishers are explicitly distinguished from book-publishing establishments.
   ([census.gov](https://www.census.gov/naics/reference_files_tools/2022_NAICS_Manual.pdf))

2. European Book Publishing Statistics 2024

   · Evidence informing the 2024 market-value input; displayed series and growth include calculations: European publishers reported approximately EUR xx.xx of net book-sales revenue in 2024. The disclosed ebook and audiobook proportions inform the modeled xx.xx% physical-book revenue proportion; publisher revenue is an input, not printing-service revenue.

   · Evidence informing the 2025 market-value input; displayed series and growth include calculations: The 2024 publisher-revenue and format observations provide the European demand input carried into the 2025 estimate.

   · Evidence informing base-year allocation inputs; displayed values and growth are calculated: EUR xx.xx of 2024 publisher revenue and weakening physical volumes constrain the European demand weight and forecast, not directly observed service shares.
   ([fep-fee.eu](https://www.fep-fee.eu/European-Book-Publishing-Statistics-2024))

   · Evidence informing forecast-year allocation inputs; displayed values and growth are calculated: EUR xx.xx of 2024 publisher revenue and weakening physical volumes constrain the European demand weight and forecast, not directly observed service shares.
   ([fep-fee.eu](https://www.fep-fee.eu/European-Book-Publishing-Statistics-2024))

3. The Global Publishing Industry in 2022

- Evidence informing the 2024 market-value input; displayed series and growth include calculations: Table xx.xx supplies country-level publishing revenues and identifies differences between retail-value, publisher-revenue, print-only and prior-year observations. Selected non-European country observations are adjusted for physical formats and period before estimating production spending.
- Evidence informing the 2025 market-value input; displayed series and growth include calculations: The selected country observations contribute to the demand pool underlying the 2025 working estimate. Nielsen retail datasets elsewhere in the publication are not used.
- Evidence informing base-year allocation inputs; displayed values and growth are calculated: Country revenue/format proxies constrain commissioning weights. ([wipo.int](https://www.wipo.int/edocs/pubdocs/en/wipo-pub-xx.xx-2023-xx.xx-en-the-global-publishing-industry-in-2022.pdf))
- Evidence informing forecast-year allocation inputs; displayed values and growth are calculated: Country revenue/format proxies constrain commissioning weights. ([wipo.int](https://www.wipo.int/edocs/pubdocs/en/wipo-pub-xx.xx-2023-xx.xx-en-the-global-publishing-industry-in-2022.pdf))
- Evidence informing base-year allocation inputs; displayed values and growth are calculated: Revenue and registration proxies constrain allocation. ([wipo.int](https://www.wipo.int/edocs/pubdocs/en/wipo-pub-xx.xx-2023-xx.xx-en-the-global-publishing-industry-in-2022.pdf))
- Evidence informing forecast-year allocation inputs; displayed values and growth are calculated: Revenue and registration proxies constrain allocation. ([wipo.int](https://www.wipo.int/edocs/pubdocs/en/wipo-pub-xx.xx-2023-xx.xx-en-the-global-publishing-industry-in-2022.pdf))
- Evidence informing base-year allocation inputs; displayed values and growth are calculated: Revenue, format and title proxies constrain allocation. ([wipo.int](https://www.wipo.int/edocs/pubdocs/en/wipo-pub-xx.xx-2023-xx.xx-en-the-global-publishing-industry-in-2022.pdf))
- Evidence informing forecast-year allocation inputs; displayed values and growth are calculated: Revenue, format and title proxies constrain allocation. ([wipo.int](https://www.wipo.int/edocs/pubdocs/en/wipo-pub-xx.xx-2023-xx.xx-en-the-global-publishing-industry-in-2022.pdf))
- Evidence informing base-year allocation inputs; displayed values and growth are calculated: Turkish revenue constrains regional commissioning scale. ([wipo.int](https://www.wipo.int/edocs/pubdocs/en/wipo-pub-xx.xx-2023-xx.xx-en-the-global-publishing-industry-in-2022.pdf))
- Evidence informing forecast-year allocation inputs; displayed values and growth are calculated: Turkish revenue constrains regional commissioning scale. ([wipo.int](https://www.wipo.int/edocs/pubdocs/en/wipo-pub-xx.xx-2023-xx.xx-en-the-global-publishing-industry-in-2022.pdf))
- Evidence informing base-year allocation inputs; displayed values and growth are calculated: Nigerian registration activity supplies a modeled-demand input. ([wipo.int](https://www.wipo.int/edocs/pubdocs/en/wipo-pub-xx.xx-2023-xx.xx-en-the-global-publishing-industry-in-2022.pdf))
- Evidence informing forecast-year allocation inputs; displayed values and growth are calculated: Nigerian registration activity supplies a modeled-demand input. ([wipo.int](https://www.wipo.int/edocs/pubdocs/en/wipo-pub-xx.xx-2023-xx.xx-en-the-global-publishing-industry-in-2022.pdf))
- Evidence informing base-year allocation inputs; displayed values and growth are calculated: Country revenue, format and registration proxies constrain allocation. ([wipo.int](https://www.wipo.int/edocs/pubdocs/en/wipo-pub-xx.xx-2023-xx.xx-en-the-global-publishing-industry-in-2022.pdf))
- Evidence informing forecast-year allocation inputs; displayed values and growth are calculated: Country revenue, format and registration proxies constrain allocation. ([wipo.int](https://www.wipo.int/edocs/pubdocs/en/wipo-pub-xx.xx-2023-xx.xx-en-the-global-publishing-industry-in-2022.pdf))

4. 2024 年新闻出版统计公报

   · Evidence informing the 2024 market-value input; displayed series and growth include calculations: For 2024, the official table reports xx.xx book copies or sheets and CNY xx.xx of book-publishing revenue. These constrain the demand bridge and historical contraction, rather than directly measuring printing-service sales.

   · Evidence informing the 2025 market-value input; displayed series and growth include calculations: The 2024 book-publishing observation supplies the Chinese demand primitive for the 2025 model.

   · Evidence informing base-year allocation inputs; displayed values and growth are calculated: 2024 book-publishing revenue of CNY xx.xx supplies the physical-demand proxy; reported output contraction qualifies growth assumptions. ([nppa.gov.cn](https://www.nppa.gov.cn/xxgk/fdzdgknr/tjxx/xx.xx/P020251218382424228218.pdf))

   · Evidence informing forecast-year allocation inputs; displayed values and growth are calculated: 2024 book-publishing revenue of CNY xx.xx supplies the physical-demand proxy; reported output contraction qualifies growth assumptions. ([nppa.gov.cn](https://www.nppa.gov.cn/xxgk/fdzdgknr/tjxx/xx.xx/P020251218382424228218.pdf))

   · Evidence informing base-year allocation inputs; displayed values and growth are calculated: The Chinese book-publishing observation is a major regional demand input, distinct from all printing and packaging industry revenue. ([nppa.gov.cn](https://www.nppa.gov.cn/xxgk/fdzdgknr/tjxx/xx.xx/P020251218382424228218.pdf))

   · Evidence informing forecast-year allocation inputs; displayed values and growth are calculated: The Chinese book-publishing observation is a major regional demand input, distinct from all printing and packaging industry revenue. ([nppa.gov.cn](https://www.nppa.gov.cn/xxgk/fdzdgknr/tjxx/xx.xx/P020251218382424228218.pdf))

5. Foreign Exchange Rates - G.5A Annual, January 5, 2026

   · Evidence informing the 2024 market-value input; displayed series and growth include calculations: The official 2024 annual-average conversion inputs are USD xx.xx per EUR, CNY xx.xx per USD and CAD xx.xx per USD.

   · Evidence informing the 2025 market-value input; displayed series and growth include calculations: The exchange-rate table establishes the conversion basis of the preceding-year demand inputs used in the 2025 estimate; subsequent effective-USD price assumptions are modeled separately.

6. Book publishing industry, 2024 - Statistics Canada

   · Evidence informing the 2024 market-value input; displayed series and growth include calculations: Canadian publishers reported CAD xx.xx of print sales outside the online category and CAD xx.xx of online print sales in 2024. Their sum, rather than total operating revenue, supplies the physical-book demand input.

   · Evidence informing the 2025 market-value input; displayed series and growth include calculations: Reported cost of goods sold of CAD xx.xx, up CAD xx.xx from 2022, supplies a cost-pressure cross-check, not a directly attributable printing-services total.

   · Evidence informing base-year allocation inputs; displayed values and growth are calculated: CAD xx.xx plus CAD xx.xx of print sales supplies a physical-book commissioning proxy; digital growth constrains the forecast mix. ([www150.statcan.gc.ca](https://www150.statcan.gc.ca/n1/daily-quotidien/xx.xx/dq260205b-eng.pdf))

   · Evidence informing forecast-year allocation inputs; displayed values and growth are calculated: CAD xx.xx plus CAD xx.xx of print sales supplies a physical-book commissioning proxy; digital growth constrains the forecast mix. ([www150.statcan.gc.ca](https://www150.statcan.gc.ca/n1/daily-quotidien/xx.xx/dq260205b-eng.pdf))

   · Evidence informing base-year allocation inputs; displayed values and growth are calculated: The Canadian physical-book input contributes to the North American demand index; it is publisher revenue, not service receipts. ([www150.statcan.gc.ca](https://www150.statcan.gc.ca/n1/daily-quotidien/xx.xx/dq260205b-eng.pdf))

   · Evidence informing forecast-year allocation inputs; displayed values and growth are calculated: The Canadian physical-book input contributes to the North American demand index; it is publisher revenue, not service receipts. ([www150.statcan.gc.ca](https://www150.statcan.gc.ca/n1/daily-quotidien/xx.xx/dq260205b-eng.pdf))

7. U.S. Census Bureau - Books Printing: Shipments, annual table
   - Evidence informing the 2017 market-value input; displayed series and growth include calculations: U.S. books-printing shipments were USD xx.xx in 2017; this is a national production anchor for the historical model.
   - Evidence informing the 2018 market-value input; displayed series and growth include calculations: U.S. books-printing shipments were USD xx.xx in 2018.
   - Evidence informing the 2019 market-value input; displayed series and growth include calculations: U.S. books-printing shipments were USD xx.xx in 2019.
   - Evidence informing the 2020 market-value input; displayed series and growth include calculations: U.S. books-printing shipments were USD xx.xx in 2020.
   - Evidence informing the 2021 market-value input; displayed series and growth include calculations: U.S. books-printing shipments were USD xx.xx in 2021.
   - Evidence informing the 2022 market-value input; displayed series and growth include calculations: U.S. books-printing shipments were USD xx.xx in 2022.
   - Evidence informing the 2024 market-value input; displayed series and growth include calculations: U.S. books-printing shipments were USD xx.xx in 2024. This national industrial measure is narrower than the composite global service boundary.
8. U.S. Census Bureau - Book Publishers, All Establishments: Revenue, annual table
   - Evidence informing the 2024 market-value input; displayed series and growth include calculations: The Census annual series reports USD xx.xx of U.S. book-publisher revenue for 2024. A modeled xx.xx% physical-book proportion excludes digital and other adjacent receipts.
   - Evidence informing the 2025 market-value input; displayed series and growth include calculations: The 2024 Census observation replaces an older survey-based U.S. revenue bridge in the demand pool underlying 2025.
   - Evidence informing base-year allocation inputs; displayed values and growth are calculated: The official Census revenue-series page defines the publisher-receipt measure underlying the retained U.S. input; the exact 2024 cell was not independently re-extracted. ([fred.stlouisfed.org](https://fred.stlouisfed.org/data/AIES51113RCT00US))
   - Evidence informing forecast-year allocation inputs; displayed values and growth are calculated: The official Census revenue-series page defines the publisher-receipt measure underlying the retained U.S. input; the exact 2024 cell was not independently re-extracted. ([fred.stlouisfed.org](https://fred.stlouisfed.org/data/AIES51113RCT00US))
9. Scholastic Corporation - Form 10-K for the year ended May 31, 2025
   - Evidence informing the 2024 market-value input; displayed series and growth include calculations: Scholastic's fiscal 2024 product, service, production and inventory-reserve costs were xx.xx% of revenue; postage, freight, shipping, fulfillment and other costs were xx.xx%. These broad categories constrain, but do not directly establish, eligible outsourced-service spending.
   - Evidence informing the 2025 market-value input; displayed series and growth include calculations: The corresponding fiscal 2025 proportions were xx.xx% and xx.xx%. Royalties and prepublication amortization are separately disclosed, allowing their exclusion from the service-market bridge.

10. CEWE achieves all targets in 2025 and aims to further increase revenue and earnings in 2026
    - Evidence informing the 2025 market-value input; displayed series and growth include calculations: CEWE reported xx.xx CEWE PHOTOBOOK copies in 2025 versus xx.xx in 2024, supporting a positive specialty-book volume assumption without establishing global adoption.
    - Evidence informing the 2026 market-value input; displayed series and growth include calculations: Observed 2025 photobook growth informs the specialty-demand assumption for 2026; the market value remains modeled.
    - Evidence informing the 2032 market-value input; displayed series and growth include calculations: The observed specialty-book activity is a starting condition for the forecast, not independent proof of continued growth through 2032.
    - Evidence informing the 2040 market-value input; displayed series and growth include calculations: The forecast explicitly slows specialty-demand growth after 2032; this source supplies the initial commercial observation, not the long-term growth rate.
    - Evidence informing base-year allocation inputs; displayed values and growth are calculated: Company photobook activity constrains the materiality of specialty commissions; it does not establish the modeled European specialty multiplier or continued growth through 2032. ([ir.cewe.de](https://ir.cewe.de/en/news/cewe-achieves-all-targets-in-2025-and-aims-to-further-increase-revenue-and-earnings-in/70292c17-c943-xx.xx-bd11-4323b6ce54d8))
    - Evidence informing forecast-year allocation inputs; displayed values and growth are calculated: Company photobook activity constrains the materiality of specialty commissions; it does not establish the modeled European specialty multiplier or continued growth through 2032. ([ir.cewe.de](https://ir.cewe.de/en/news/cewe-achieves-all-targets-in-2025-and-aims-to-further-increase-revenue-and-earnings-in/70292c17-c943-xx.xx-bd11-4323b6ce54d8))
11. Paperback Printing Cost - Kindle Direct Publishing
    - Evidence informing the 2025 market-value input; displayed series and growth include calculations: The inspected U.S. paperback schedule charges USD xx.xx plus USD xx.xx per page for the specified regular-trim black-ink category. It provides a contemporary commercial price comparison for the assumed USD xx.xx self-publishing production receipt, not an observed historical price or volume.
    - Evidence informing the 2026 market-value input; displayed series and growth include calculations: The schedule distinguishes printing charges from royalties and retail list prices, supporting the production-receipt boundary used in the estimate.
    - Evidence informing base-year allocation inputs; displayed values and growth are calculated: The inspected U.S. regular-trim black-ink schedule charges USD xx.xx plus USD xx.xx per page. It is a contemporary production-charge comparison for the modeled USD xx.xx receipt, not an observed historical Global average.
    - Evidence informing forecast-year allocation inputs; displayed values and growth are calculated: The inspected U.S. regular-trim black-ink schedule charges USD xx.xx plus USD xx.xx per page. It is a contemporary production-charge comparison for the modeled USD xx.xx receipt, not an observed historical Global average.
12. European Book Publishing Statistics 2017
    - Evidence informing the 2017 market-value input; displayed series and growth include calculations: The association's primary survey reports approximately EUR xx.xx of European net publisher revenue for 2017, constraining the pre-pandemic demand level.
13. European Book Publishing Statistics 2019
    - Evidence informing the 2018 market-value input; displayed series and growth include calculations: The association reports approximately EUR xx.xx of publisher revenue for 2018.
    - Evidence informing the 2019 market-value input; displayed series and growth include calculations: The association reports approximately EUR xx.xx for 2019 and identifies a questionnaire change that limits exact comparability with earlier observations.

14. 2021 年新闻出版产业分析报告

- Evidence informing the 2020 market-value input; displayed series and growth include calculations: The official report's 2021 comparison identifies a substantial rebound from 2020, constraining the pandemic-recovery bridge.
- Evidence informing the 2021 market-value input; displayed series and growth include calculations: China reported xx.xx book copies or sheets in 2021, up xx.xx%; the report also distinguishes textbook output and reprints.

15. European Book Publishing Statistics 2023

- Evidence informing the 2022 market-value input; displayed series and growth include calculations: European net publisher revenue was approximately EUR xx.xx in 2022; the association describes paper-cost pressure and price-led growth.

16. Foreign Exchange Rates - G.5A Annual, January 5, 2026

- Evidence informing base-year allocation inputs; displayed values and growth are calculated: Official annual-average exchange-rate methodology supports the frozen common-USD conversion convention; it does not measure service demand. ([federalreserve.gov](https://www.federalreserve.gov/releases/g5a/xx.xx/))
- Evidence informing forecast-year allocation inputs; displayed values and growth are calculated: Official annual-average exchange-rate methodology supports the frozen common-USD conversion convention; it does not measure service demand. ([federalreserve.gov](https://www.federalreserve.gov/releases/g5a/xx.xx/))
- Evidence informing base-year allocation inputs; displayed values and growth are calculated: The annual currency-conversion convention prevents mixing local-currency demand inputs with USD allocation weights. ([federalreserve.gov](https://www.federalreserve.gov/releases/g5a/xx.xx/))
- Evidence informing forecast-year allocation inputs; displayed values and growth are calculated: The annual currency-conversion convention prevents mixing local-currency demand inputs with USD allocation weights. ([federalreserve.gov](https://www.federalreserve.gov/releases/g5a/xx.xx/))

17. GCC Statistical Center - Education Statistics 2024 announcement, March 23, 2026

- Evidence informing base-year allocation inputs; displayed values and growth are calculated: Approximately xx.xx general-school pupils constrain the regional educational customer pool; national apportionment and monetization are assumed. ([gccstat.org](https://www.gccstat.org/news/xx.xx))
- Evidence informing forecast-year allocation inputs; displayed values and growth are calculated: Approximately xx.xx general-school pupils constrain the regional educational customer pool; national apportionment and monetization are assumed. ([gccstat.org](https://www.gccstat.org/news/xx.xx))

18. South African Book Publishing Industry Survey 2023-2024

- Evidence informing base-year allocation inputs; displayed values and growth are calculated: The transparent national publisher survey supplies a regional commercial comparator, not an observed African printing-service total. ([publishsa.co.za](https://publishsa.co.za/wp-content/uploads/2025/xx.xx/South-African-Book-Publishing-Industry-Survey-2023-2024.pdf))
- Evidence informing forecast-year allocation inputs; displayed values and growth are calculated: The transparent national publisher survey supplies a regional commercial comparator, not an observed African printing-service total. ([publishsa.co.za](https://publishsa.co.za/wp-content/uploads/2025/xx.xx/South-African-Book-Publishing-Industry-Survey-2023-2024.pdf))

19. Ministry of Education - Press conference release, December 17, 2024

- Evidence informing base-year allocation inputs; displayed values and growth are calculated: The announced increase in annual NCERT textbook printing from xx.xx to xx.xx supports an educational-demand mechanism, not realized supplier receipts or the modeled forecast share. ([education.gov.in](https://www.education.gov.in/sites/upload_files/mhrd/files/PIB%20releae%20of%20the%20Press%20Conference%20held%20today.pdf))
- Evidence informing forecast-year allocation inputs; displayed values and growth are calculated: The announced increase in annual NCERT textbook printing from xx.xx to xx.xx supports an educational-demand mechanism, not realized supplier receipts or the modeled forecast share. ([education.gov.in](https://www.education.gov.in/sites/upload_files/mhrd/files/PIB%20releae%20of%20the%20Press%20Conference%20held%20today.pdf))

20. Global Connect - Ingram Content Group
    - Evidence informing base-year allocation inputs; displayed values and growth are calculated: Agreement-dependent network access does not quantify Brazilian commissions or guarantee institutional awards. ([resources.ingramcontent.com](https://resources.ingramcontent.com/publishers/global-connect))
    - Evidence informing forecast-year allocation inputs; displayed values and growth are calculated: Agreement-dependent network access does not quantify Brazilian commissions or guarantee institutional awards. ([resources.ingramcontent.com](https://resources.ingramcontent.com/publishers/global-connect))
21. Paperback and Hardcover Distribution Rights - Kindle Direct Publishing
    - Evidence informing base-year allocation inputs; displayed values and growth are calculated: The marketplace-specific physical-book distribution restriction is not evidence of zero Mexican printing and packaging demand. ([kdp.amazon.com](https://kdp.amazon.com/en_US/help/topic/G201834280))
    - Evidence informing forecast-year allocation inputs; displayed values and growth are calculated: The marketplace-specific physical-book distribution restriction is not evidence of zero Mexican printing and packaging demand. ([kdp.amazon.com](https://kdp.amazon.com/en_US/help/topic/G201834280))
22. Frequently Asked Questions - IngramSpark
    - Evidence informing base-year allocation inputs; displayed values and growth are calculated: The provider permits nonexclusive sourcing when the customer owns its ISBN and does not offer editing, typesetting or design. These terms constrain the author service boundary, not adoption or revenue growth.
    - Evidence informing forecast-year allocation inputs; displayed values and growth are calculated: The provider permits nonexclusive sourcing when the customer owns its ISBN and does not offer editing, typesetting or design. These terms constrain the author service boundary, not adoption or revenue growth.

12.7. Corporate & Commercial Buyers

Table 210. Global Book Printing & Packaging Services Market Size, by Corporate & Commercial Buyers, by Region, 2017-2040 (USD Million)

Region	2017	2024	2025	2026	2027	2032	2040	CAGR (%)
Africa	xx.xx	xx.xx	xx.xx	xx.xx	xx.xx	xx.xx	xx.xx	xx.xx
Asia-Pacific	xx.xx	xx.xx	xx.xx	xx.xx	xx.xx	xx.xx	xx.xx	xx.xx
Europe	xx.xx	xx.xx	xx.xx	xx.xx	xx.xx	xx.xx	xx.xx	xx.xx
Latin America	xx.xx	xx.xx	xx.xx	xx.xx	xx.xx	xx.xx	xx.xx	xx.xx
Middle East	xx.xx	xx.xx	xx.xx	xx.xx	xx.xx	xx.xx	xx.xx	xx.xx
North America	xx.xx	xx.xx	xx.xx	xx.xx	xx.xx	xx.xx	xx.xx	xx.xx
Total	**xx.xx**	**xx.xx**	**xx.xx**	**xx.xx**	**xx.xx**	**xx.xx**	**xx.xx**	**xx.xx**

Table 211. Global Book Printing & Packaging Services Market Size, by Corporate & Commercial Buyers, by Group, 2017-2040 (USD Million)

Group	2017	2024	2025	2026	2027	2032	2040	CAGR (%)
ASEAN	xx.xx	xx.xx	xx.xx	xx.xx	xx.xx	xx.xx	xx.xx	xx.xx
BRICS	xx.xx	xx.xx	xx.xx	xx.xx	xx.xx	xx.xx	xx.xx	xx.xx
European Union	xx.xx	xx.xx	xx.xx	xx.xx	xx.xx	xx.xx	xx.xx	xx.xx
G7	xx.xx	xx.xx	xx.xx	xx.xx	xx.xx	xx.xx	xx.xx	xx.xx
GCC	xx.xx	xx.xx	xx.xx	xx.xx	xx.xx	xx.xx	xx.xx	xx.xx
NATO	xx.xx	xx.xx	xx.xx	xx.xx	xx.xx	xx.xx	xx.xx	xx.xx

Table 212. Global Book Printing & Packaging Services Market Size, by Corporate & Commercial Buyers, by Country, 2017-2040 (USD Million)

Country	2017	2024	2025	2026	2027	2032	2040	CAGR (%)
Australia	xx.xx	xx.xx	xx.xx	xx.xx	xx.xx	xx.xx	xx.xx	xx.xx
Brazil	xx.xx	xx.xx	xx.xx	xx.xx	xx.xx	xx.xx	xx.xx	xx.xx
Canada	xx.xx	xx.xx	xx.xx	xx.xx	xx.xx	xx.xx	xx.xx	xx.xx
China	xx.xx	xx.xx	xx.xx	xx.xx	xx.xx	xx.xx	xx.xx	xx.xx
France	xx.xx	xx.xx	xx.xx	xx.xx	xx.xx	xx.xx	xx.xx	xx.xx
Germany	xx.xx	xx.xx	xx.xx	xx.xx	xx.xx	xx.xx	xx.xx	xx.xx
India	xx.xx	xx.xx	xx.xx	xx.xx	xx.xx	xx.xx	xx.xx	xx.xx
Italy	xx.xx	xx.xx	xx.xx	xx.xx	xx.xx	xx.xx	xx.xx	xx.xx
Japan	xx.xx	xx.xx	xx.xx	xx.xx	xx.xx	xx.xx	xx.xx	xx.xx
Mexico	xx.xx	xx.xx	xx.xx	xx.xx	xx.xx	xx.xx	xx.xx	xx.xx
Russia	xx.xx	xx.xx	xx.xx	xx.xx	xx.xx	xx.xx	xx.xx	xx.xx
South Korea	xx.xx	xx.xx	xx.xx	xx.xx	xx.xx	xx.xx	xx.xx	xx.xx
Spain	xx.xx	xx.xx	xx.xx	xx.xx	xx.xx	xx.xx	xx.xx	xx.xx
United Kingdom	xx.xx	xx.xx	xx.xx	xx.xx	xx.xx	xx.xx	xx.xx	xx.xx
United States	xx.xx	xx.xx	xx.xx	xx.xx	xx.xx	xx.xx	xx.xx	xx.xx
Others	xx.xx	xx.xx	xx.xx	xx.xx	xx.xx	xx.xx	xx.xx	xx.xx
Total	**xx.xx**	**xx.xx**	**xx.xx**	**xx.xx**	**xx.xx**	**xx.xx**	**xx.xx**	**xx.xx**

Sources & Evidence

1. UNESCO - Revised Recommendation concerning the International Standardization of Statistics on the Production and Distribution of Books, Newspapers and Periodicals

   · Taxonomy evidence: Economic and commercial institutions are recognized as subsidiary publishers; this does not establish their paid printing contracts.
   ([unesco.org](https://www.unesco.org/en/legal-affairs/revised-recommendation-concerning-international-standardization-statistics-production-and))

2. European Book Publishing Statistics 2024

   · Evidence informing the 2024 market-value input; displayed series and growth include calculations: European publishers reported approximately EUR xx.xx of net book-sales revenue in 2024. The disclosed ebook and audiobook proportions inform the modeled xx.xx% physical-book revenue proportion; publisher revenue is an input, not printing-service revenue.

   · Evidence informing the 2025 market-value input; displayed series and growth include calculations: The 2024 publisher-revenue and format observations provide the European demand input carried into the 2025 estimate.

   · Evidence informing base-year allocation inputs; displayed values and growth are calculated: EUR xx.xx of 2024 publisher revenue and weakening physical volumes constrain the European demand weight and forecast, not directly observed service shares.
   ([fep-fee.eu](https://www.fep-fee.eu/European-Book-Publishing-Statistics-2024))

   · Evidence informing forecast-year allocation inputs; displayed values and growth are calculated: EUR xx.xx of 2024 publisher revenue and weakening physical volumes constrain the European demand weight and forecast, not directly observed service shares.
   ([fep-fee.eu](https://www.fep-fee.eu/European-Book-Publishing-Statistics-2024))

3. The Global Publishing Industry in 2022

- Evidence informing the 2024 market-value input; displayed series and growth include calculations: Table xx.xx supplies country-level publishing revenues and identifies differences between retail-value, publisher-revenue, print-only and prior-year observations. Selected non-European country observations are adjusted for physical formats and period before estimating production spending.
- Evidence informing the 2025 market-value input; displayed series and growth include calculations: The selected country observations contribute to the demand pool underlying the 2025 working estimate. Nielsen retail datasets elsewhere in the publication are not used.
- Evidence informing base-year allocation inputs; displayed values and growth are calculated: Country revenue/format proxies constrain commissioning weights. ([wipo.int](https://www.wipo.int/edocs/pubdocs/en/wipo-pub-xx.xx-2023-xx.xx-en-the-global-publishing-industry-in-2022.pdf))
- Evidence informing forecast-year allocation inputs; displayed values and growth are calculated: Country revenue/format proxies constrain commissioning weights. ([wipo.int](https://www.wipo.int/edocs/pubdocs/en/wipo-pub-xx.xx-2023-xx.xx-en-the-global-publishing-industry-in-2022.pdf))
- Evidence informing base-year allocation inputs; displayed values and growth are calculated: Revenue and registration proxies constrain allocation. ([wipo.int](https://www.wipo.int/edocs/pubdocs/en/wipo-pub-xx.xx-2023-xx.xx-en-the-global-publishing-industry-in-2022.pdf))
- Evidence informing forecast-year allocation inputs; displayed values and growth are calculated: Revenue and registration proxies constrain allocation. ([wipo.int](https://www.wipo.int/edocs/pubdocs/en/wipo-pub-xx.xx-2023-xx.xx-en-the-global-publishing-industry-in-2022.pdf))
- Evidence informing base-year allocation inputs; displayed values and growth are calculated: Revenue, format and title proxies constrain allocation. ([wipo.int](https://www.wipo.int/edocs/pubdocs/en/wipo-pub-xx.xx-2023-xx.xx-en-the-global-publishing-industry-in-2022.pdf))
- Evidence informing forecast-year allocation inputs; displayed values and growth are calculated: Revenue, format and title proxies constrain allocation. ([wipo.int](https://www.wipo.int/edocs/pubdocs/en/wipo-pub-xx.xx-2023-xx.xx-en-the-global-publishing-industry-in-2022.pdf))
- Evidence informing base-year allocation inputs; displayed values and growth are calculated: Turkish revenue constrains regional commissioning scale. ([wipo.int](https://www.wipo.int/edocs/pubdocs/en/wipo-pub-xx.xx-2023-xx.xx-en-the-global-publishing-industry-in-2022.pdf))
- Evidence informing forecast-year allocation inputs; displayed values and growth are calculated: Turkish revenue constrains regional commissioning scale. ([wipo.int](https://www.wipo.int/edocs/pubdocs/en/wipo-pub-xx.xx-2023-xx.xx-en-the-global-publishing-industry-in-2022.pdf))
- Evidence informing base-year allocation inputs; displayed values and growth are calculated: Nigerian registration activity supplies a modeled-demand input. ([wipo.int](https://www.wipo.int/edocs/pubdocs/en/wipo-pub-xx.xx-2023-xx.xx-en-the-global-publishing-industry-in-2022.pdf))
- Evidence informing forecast-year allocation inputs; displayed values and growth are calculated: Nigerian registration activity supplies a modeled-demand input. ([wipo.int](https://www.wipo.int/edocs/pubdocs/en/wipo-pub-xx.xx-2023-xx.xx-en-the-global-publishing-industry-in-2022.pdf))
- Evidence informing base-year allocation inputs; displayed values and growth are calculated: Country revenue, format and registration proxies constrain allocation. ([wipo.int](https://www.wipo.int/edocs/pubdocs/en/wipo-pub-xx.xx-2023-xx.xx-en-the-global-publishing-industry-in-2022.pdf))
- Evidence informing forecast-year allocation inputs; displayed values and growth are calculated: Country revenue, format and registration proxies constrain allocation. ([wipo.int](https://www.wipo.int/edocs/pubdocs/en/wipo-pub-xx.xx-2023-xx.xx-en-the-global-publishing-industry-in-2022.pdf))

4. 2024 年新闻出版统计公报

   · Evidence informing the 2024 market-value input; displayed series and growth include calculations: For 2024, the official table reports xx.xx book copies or sheets and CNY xx.xx of book-publishing revenue. These constrain the demand bridge and historical contraction, rather than directly measuring printing-service sales.

   · Evidence informing the 2025 market-value input; displayed series and growth include calculations: The 2024 book-publishing observation supplies the Chinese demand primitive for the 2025 model.

   · Evidence informing base-year allocation inputs; displayed values and growth are calculated: 2024 book-publishing revenue of CNY xx.xx supplies the physical-demand proxy; reported output contraction qualifies growth assumptions. ([nppa.gov.cn](https://www.nppa.gov.cn/xxgk/fdzdgknr/tjxx/xx.xx/P020251218382424228218.pdf))

   · Evidence informing forecast-year allocation inputs; displayed values and growth are calculated: 2024 book-publishing revenue of CNY xx.xx supplies the physical-demand proxy; reported output contraction qualifies growth assumptions. ([nppa.gov.cn](https://www.nppa.gov.cn/xxgk/fdzdgknr/tjxx/xx.xx/P020251218382424228218.pdf))

   · Evidence informing base-year allocation inputs; displayed values and growth are calculated: The Chinese book-publishing observation is a major regional demand input, distinct from all printing and packaging industry revenue. ([nppa.gov.cn](https://www.nppa.gov.cn/xxgk/fdzdgknr/tjxx/xx.xx/P020251218382424228218.pdf))

   · Evidence informing forecast-year allocation inputs; displayed values and growth are calculated: The Chinese book-publishing observation is a major regional demand input, distinct from all printing and packaging industry revenue. ([nppa.gov.cn](https://www.nppa.gov.cn/xxgk/fdzdgknr/tjxx/xx.xx/P020251218382424228218.pdf))

5. Foreign Exchange Rates - G.5A Annual, January 5, 2026

   · Evidence informing the 2024 market-value input; displayed series and growth include calculations: The official 2024 annual-average conversion inputs are USD xx.xx per EUR, CNY xx.xx per USD and CAD xx.xx per USD.

   · Evidence informing the 2025 market-value input; displayed series and growth include calculations: The exchange-rate table establishes the conversion basis of the preceding-year demand inputs used in the 2025 estimate; subsequent effective-USD price assumptions are modeled separately.

6. Book publishing industry, 2024 - Statistics Canada

   · Evidence informing the 2024 market-value input; displayed series and growth include calculations: Canadian publishers reported CAD xx.xx of print sales outside the online category and CAD xx.xx of online print sales in 2024. Their sum, rather than total operating revenue, supplies the physical-book demand input.

   · Evidence informing the 2025 market-value input; displayed series and growth include calculations: Reported cost of goods sold of CAD xx.xx, up CAD xx.xx from 2022, supplies a cost-pressure cross-check, not a directly attributable printing-services total.

   · Evidence informing base-year allocation inputs; displayed values and growth are calculated: CAD xx.xx plus CAD xx.xx of print sales supplies a physical-book commissioning proxy; digital growth constrains the forecast mix. ([www150.statcan.gc.ca](https://www150.statcan.gc.ca/n1/daily-quotidien/xx.xx/dq260205b-eng.pdf))

   · Evidence informing forecast-year allocation inputs; displayed values and growth are calculated: CAD xx.xx plus CAD xx.xx of print sales supplies a physical-book commissioning proxy; digital growth constrains the forecast mix. ([www150.statcan.gc.ca](https://www150.statcan.gc.ca/n1/daily-quotidien/xx.xx/dq260205b-eng.pdf))

   · Evidence informing base-year allocation inputs; displayed values and growth are calculated: The Canadian physical-book input contributes to the North American demand index; it is publisher revenue, not service receipts. ([www150.statcan.gc.ca](https://www150.statcan.gc.ca/n1/daily-quotidien/xx.xx/dq260205b-eng.pdf))

   · Evidence informing forecast-year allocation inputs; displayed values and growth are calculated: The Canadian physical-book input contributes to the North American demand index; it is publisher revenue, not service receipts. ([www150.statcan.gc.ca](https://www150.statcan.gc.ca/n1/daily-quotidien/xx.xx/dq260205b-eng.pdf))

7. U.S. Census Bureau - Books Printing: Shipments, annual table
   - Evidence informing the 2017 market-value input; displayed series and growth include calculations: U.S. books-printing shipments were USD xx.xx in 2017; this is a national production anchor for the historical model.
   - Evidence informing the 2018 market-value input; displayed series and growth include calculations: U.S. books-printing shipments were USD xx.xx in 2018.
   - Evidence informing the 2019 market-value input; displayed series and growth include calculations: U.S. books-printing shipments were USD xx.xx in 2019.
   - Evidence informing the 2020 market-value input; displayed series and growth include calculations: U.S. books-printing shipments were USD xx.xx in 2020.
   - Evidence informing the 2021 market-value input; displayed series and growth include calculations: U.S. books-printing shipments were USD xx.xx in 2021.
   - Evidence informing the 2022 market-value input; displayed series and growth include calculations: U.S. books-printing shipments were USD xx.xx in 2022.
   - Evidence informing the 2024 market-value input; displayed series and growth include calculations: U.S. books-printing shipments were USD xx.xx in 2024. This national industrial measure is narrower than the composite global service boundary.
8. U.S. Census Bureau - Book Publishers, All Establishments: Revenue, annual table
   - Evidence informing the 2024 market-value input; displayed series and growth include calculations: The Census annual series reports USD xx.xx of U.S. book-publisher revenue for 2024. A modeled xx.xx% physical-book proportion excludes digital and other adjacent receipts.
   - Evidence informing the 2025 market-value input; displayed series and growth include calculations: The 2024 Census observation replaces an older survey-based U.S. revenue bridge in the demand pool underlying 2025.
   - Evidence informing base-year allocation inputs; displayed values and growth are calculated: The official Census revenue-series page defines the publisher-receipt measure underlying the retained U.S. input; the exact 2024 cell was not independently re-extracted. ([fred.stlouisfed.org](https://fred.stlouisfed.org/data/AIES51113RCT00US))
   - Evidence informing forecast-year allocation inputs; displayed values and growth are calculated: The official Census revenue-series page defines the publisher-receipt measure underlying the retained U.S. input; the exact 2024 cell was not independently re-extracted. ([fred.stlouisfed.org](https://fred.stlouisfed.org/data/AIES51113RCT00US))
9. Scholastic Corporation - Form 10-K for the year ended May 31, 2025
   - Evidence informing the 2024 market-value input; displayed series and growth include calculations: Scholastic's fiscal 2024 product, service, production and inventory-reserve costs were xx.xx% of revenue; postage, freight, shipping, fulfillment and other costs were xx.xx%. These broad categories constrain, but do not directly establish, eligible outsourced-service spending.
   - Evidence informing the 2025 market-value input; displayed series and growth include calculations: The corresponding fiscal 2025 proportions were xx.xx% and xx.xx%. Royalties and prepublication amortization are separately disclosed, allowing their exclusion from the service-market bridge.

10. CEWE achieves all targets in 2025 and aims to further increase revenue and earnings in 2026

- Evidence informing the 2025 market-value input; displayed series and growth include calculations: CEWE reported xx.xx CEWE PHOTOBOOK copies in 2025 versus xx.xx in 2024, supporting a positive specialty-book volume assumption without establishing global adoption.
- Evidence informing the 2026 market-value input; displayed series and growth include calculations: Observed 2025 photobook growth informs the specialty-demand assumption for 2026; the market value remains modeled.
- Evidence informing the 2032 market-value input; displayed series and growth include calculations: The observed specialty-book activity is a starting condition for the forecast, not independent proof of continued growth through 2032.
- Evidence informing the 2040 market-value input; displayed series and growth include calculations: The forecast explicitly slows specialty-demand growth after 2032; this source supplies the initial commercial observation, not the long-term growth rate.
- Evidence informing base-year allocation inputs; displayed values and growth are calculated: Company photobook activity constrains the materiality of specialty commissions; it does not establish the modeled European specialty multiplier or continued growth through 2032. ([ir.cewe.de](https://ir.cewe.de/en/news/cewe-achieves-all-targets-in-2025-and-aims-to-further-increase-revenue-and-earnings-in/70292c17-c943-xx.xx-bd11-4323b6ce54d8))
- Evidence informing forecast-year allocation inputs; displayed values and growth are calculated: Company photobook activity constrains the materiality of specialty commissions; it does not establish the modeled European specialty multiplier or continued growth through 2032. ([ir.cewe.de](https://ir.cewe.de/en/news/cewe-achieves-all-targets-in-2025-and-aims-to-further-increase-revenue-and-earnings-in/70292c17-c943-xx.xx-bd11-4323b6ce54d8))

11. Paperback Printing Cost - Kindle Direct Publishing

- Evidence informing the 2025 market-value input; displayed series and growth include calculations: The inspected U.S. paperback schedule charges USD xx.xx plus USD xx.xx per page for the specified regular-trim black-ink category. It provides a contemporary commercial price comparison for the assumed USD xx.xx self-publishing production receipt, not an observed historical price or volume.
- Evidence informing the 2026 market-value input; displayed series and growth include calculations: The schedule distinguishes printing charges from royalties and retail list prices, supporting the production-receipt boundary used in the estimate.

12. European Book Publishing Statistics 2017

- Evidence informing the 2017 market-value input; displayed series and growth include calculations: The association's primary survey reports approximately EUR xx.xx of European net publisher revenue for 2017, constraining the pre-pandemic demand level.

13. European Book Publishing Statistics 2019

- Evidence informing the 2018 market-value input; displayed series and growth include calculations: The association reports approximately EUR xx.xx of publisher revenue for 2018.
- Evidence informing the 2019 market-value input; displayed series and growth include calculations: The association reports approximately EUR xx.xx for 2019 and identifies a questionnaire change that limits exact comparability with earlier observations.

14. 2021 年新闻出版产业分析报告

- Evidence informing the 2020 market-value input; displayed series and growth include calculations: The official report's 2021 comparison identifies a substantial rebound from 2020, constraining the pandemic-recovery bridge.
- Evidence informing the 2021 market-value input; displayed series and growth include calculations: China reported xx.xx book copies or sheets in 2021, up xx.xx%; the report also distinguishes textbook output and reprints.

15. European Book Publishing Statistics 2023

- Evidence informing the 2022 market-value input; displayed series and growth include calculations: European net publisher revenue was approximately EUR xx.xx in 2022; the association describes paper-cost pressure and price-led growth.

16. Foreign Exchange Rates - G.5A Annual, January 5, 2026
    - Evidence informing base-year allocation inputs; displayed values and growth are calculated: Official annual-average exchange-rate methodology supports the frozen common-USD conversion convention; it does not measure service demand. ([federalreserve.gov](https://www.federalreserve.gov/releases/g5a/xx.xx/))
    - Evidence informing forecast-year allocation inputs; displayed values and growth are calculated: Official annual-average exchange-rate methodology supports the frozen common-USD conversion convention; it does not measure service demand. ([federalreserve.gov](https://www.federalreserve.gov/releases/g5a/xx.xx/))
    - Evidence informing base-year allocation inputs; displayed values and growth are calculated: The annual currency-conversion convention prevents mixing local-currency demand inputs with USD allocation weights. ([federalreserve.gov](https://www.federalreserve.gov/releases/g5a/xx.xx/))
    - Evidence informing forecast-year allocation inputs; displayed values and growth are calculated: The annual currency-conversion convention prevents mixing local-currency demand inputs with USD allocation weights. ([federalreserve.gov](https://www.federalreserve.gov/releases/g5a/xx.xx/))
17. GCC Statistical Center - Education Statistics 2024 announcement, March 23, 2026
    - Evidence informing base-year allocation inputs; displayed values and growth are calculated: Approximately xx.xx general-school pupils constrain the regional educational customer pool; national apportionment and monetization are assumed. ([gccstat.org](https://www.gccstat.org/news/xx.xx))
    - Evidence informing forecast-year allocation inputs; displayed values and growth are calculated: Approximately xx.xx general-school pupils constrain the regional educational customer pool; national apportionment and monetization are assumed. ([gccstat.org](https://www.gccstat.org/news/xx.xx))
18. South African Book Publishing Industry Survey 2023-2024
    - Evidence informing base-year allocation inputs; displayed values and growth are calculated: The transparent national publisher survey supplies a regional commercial comparator, not an observed African printing-service total. ([publishsa.co.za](https://publishsa.co.za/wp-content/uploads/2025/xx.xx/South-African-Book-Publishing-Industry-Survey-2023-2024.pdf))
    - Evidence informing forecast-year allocation inputs; displayed values and growth are calculated: The transparent national publisher survey supplies a regional commercial comparator, not an observed African printing-service total. ([publishsa.co.za](https://publishsa.co.za/wp-content/uploads/2025/xx.xx/South-African-Book-Publishing-Industry-Survey-2023-2024.pdf))
19. Ministry of Education - Press conference release, December 17, 2024
    - Evidence informing base-year allocation inputs; displayed values and growth are calculated: The announced increase in annual NCERT textbook printing from xx.xx to xx.xx supports an educational-demand mechanism, not realized supplier receipts or the modeled forecast share. ([education.gov.in](https://www.education.gov.in/sites/upload_files/mhrd/files/PIB%20releae%20of%20the%20Press%20Conference%20held%20today.pdf))
    - Evidence informing forecast-year allocation inputs; displayed values and growth are calculated: The announced increase in annual NCERT textbook printing from xx.xx to xx.xx supports an educational-demand mechanism, not realized supplier receipts or the modeled forecast share. ([education.gov.in](https://www.education.gov.in/sites/upload_files/mhrd/files/PIB%20releae%20of%20the%20Press%20Conference%20held%20today.pdf))
20. Global Connect - Ingram Content Group
    - Evidence informing base-year allocation inputs; displayed values and growth are calculated: Agreement-dependent network access does not quantify Brazilian commissions or guarantee institutional awards. ([resources.ingramcontent.com](https://resources.ingramcontent.com/publishers/global-connect))
    - Evidence informing forecast-year allocation inputs; displayed values and growth are calculated: Agreement-dependent network access does not quantify Brazilian commissions or guarantee institutional awards. ([resources.ingramcontent.com](https://resources.ingramcontent.com/publishers/global-connect))

21. Paperback and Hardcover Distribution Rights - Kindle Direct Publishing
    - Evidence informing base-year allocation inputs; displayed values and growth are calculated: The marketplace-specific physical-book distribution restriction is not evidence of zero Mexican printing and packaging demand. ([kdp.amazon.com](https://kdp.amazon.com/en_US/help/topic/G201834280))
    - Evidence informing forecast-year allocation inputs; displayed values and growth are calculated: The marketplace-specific physical-book distribution restriction is not evidence of zero Mexican printing and packaging demand. ([kdp.amazon.com](https://kdp.amazon.com/en_US/help/topic/G201834280))
22. Business Books - Print Professional, Custom Corporate Books | Blurb
    - Evidence informing base-year allocation inputs; displayed values and growth are calculated: The business-book offering includes organizational presentation and corporate-gift applications. It establishes an in-scope commissioning proposition, not the modeled global copy quantity or spending.
    - Evidence informing forecast-year allocation inputs; displayed values and growth are calculated: The business-book offering includes organizational presentation and corporate-gift applications. It establishes an in-scope commissioning proposition, not the modeled global copy quantity or spending.

12.8. Nonprofit & Membership Organizations

Table 213. Global Book Printing & Packaging Services Market Size, by Nonprofit & Membership Organizations, by Region, 2017-2040 (USD Million)

Region	2017	2024	2025	2026	2027	2032	2040	CAGR (%)
Africa	xx.xx	xx.xx	xx.xx	xx.xx	xx.xx	xx.xx	xx.xx	xx.xx
Asia-Pacific	xx.xx	xx.xx	xx.xx	xx.xx	xx.xx	xx.xx	xx.xx	xx.xx
Europe	xx.xx	xx.xx	xx.xx	xx.xx	xx.xx	xx.xx	xx.xx	xx.xx
Latin America	xx.xx	xx.xx	xx.xx	xx.xx	xx.xx	xx.xx	xx.xx	xx.xx
Middle East	xx.xx	xx.xx	xx.xx	xx.xx	xx.xx	xx.xx	xx.xx	xx.xx
North America	xx.xx	xx.xx	xx.xx	xx.xx	xx.xx	xx.xx	xx.xx	xx.xx
Total	**xx.xx**	**xx.xx**	**xx.xx**	**xx.xx**	**xx.xx**	**xx.xx**	**xx.xx**	**xx.xx**

Table 214. Global Book Printing & Packaging Services Market Size, by Nonprofit & Membership Organizations, by Group, 2017-2040 (USD Million)

Group	2017	2024	2025	2026	2027	2032	2040	CAGR (%)
ASEAN	xx.xx	xx.xx	xx.xx	xx.xx	xx.xx	xx.xx	xx.xx	xx.xx
BRICS	xx.xx	xx.xx	xx.xx	xx.xx	xx.xx	xx.xx	xx.xx	xx.xx
European Union	xx.xx	xx.xx	xx.xx	xx.xx	xx.xx	xx.xx	xx.xx	xx.xx
G7	xx.xx	xx.xx	xx.xx	xx.xx	xx.xx	xx.xx	xx.xx	xx.xx
GCC	xx.xx	xx.xx	xx.xx	xx.xx	xx.xx	xx.xx	xx.xx	xx.xx
NATO	xx.xx	xx.xx	xx.xx	xx.xx	xx.xx	xx.xx	xx.xx	xx.xx

Table 215. Global Book Printing & Packaging Services Market Size, by Nonprofit & Membership Organizations, by Country, 2017-2040 (USD Million)

Country	2017	2024	2025	2026	2027	2032	2040	CAGR (%)
Australia	xx.xx	xx.xx	xx.xx	xx.xx	xx.xx	xx.xx	xx.xx	xx.xx
Brazil	xx.xx	xx.xx	xx.xx	xx.xx	xx.xx	xx.xx	xx.xx	xx.xx
Canada	xx.xx	xx.xx	xx.xx	xx.xx	xx.xx	xx.xx	xx.xx	xx.xx
China	xx.xx	xx.xx	xx.xx	xx.xx	xx.xx	xx.xx	xx.xx	xx.xx
France	xx.xx	xx.xx	xx.xx	xx.xx	xx.xx	xx.xx	xx.xx	xx.xx
Germany	xx.xx	xx.xx	xx.xx	xx.xx	xx.xx	xx.xx	xx.xx	xx.xx
India	xx.xx	xx.xx	xx.xx	xx.xx	xx.xx	xx.xx	xx.xx	xx.xx
Italy	xx.xx	xx.xx	xx.xx	xx.xx	xx.xx	xx.xx	xx.xx	xx.xx
Japan	xx.xx	xx.xx	xx.xx	xx.xx	xx.xx	xx.xx	xx.xx	xx.xx
Mexico	xx.xx	xx.xx	xx.xx	xx.xx	xx.xx	xx.xx	xx.xx	xx.xx
Russia	xx.xx	xx.xx	xx.xx	xx.xx	xx.xx	xx.xx	xx.xx	xx.xx
South Korea	xx.xx	xx.xx	xx.xx	xx.xx	xx.xx	xx.xx	xx.xx	xx.xx
Spain	xx.xx	xx.xx	xx.xx	xx.xx	xx.xx	xx.xx	xx.xx	xx.xx
United Kingdom	xx.xx	xx.xx	xx.xx	xx.xx	xx.xx	xx.xx	xx.xx	xx.xx
United States	xx.xx	xx.xx	xx.xx	xx.xx	xx.xx	xx.xx	xx.xx	xx.xx
Others	xx.xx	xx.xx	xx.xx	xx.xx	xx.xx	xx.xx	xx.xx	xx.xx
Total	**xx.xx**	**xx.xx**	**xx.xx**	**xx.xx**	**xx.xx**	**xx.xx**	**xx.xx**	**xx.xx**

Sources & Evidence

1. 2022 North American Industry Classification System - United States
   · Taxonomy evidence: Trade associations and social-welfare organizations issuing books are distinguished from dedicated book publishers.
   ([census.gov](https://www.census.gov/naics/reference_files_tools/2022_NAICS_Manual.pdf))
2. UNESCO - Revised Recommendation concerning the International Standardization of Statistics on the Production and Distribution of Books, Newspapers and Periodicals
   · Taxonomy evidence: Religious, political, and sports organizations are recognized among institutional issuers, not verified contractual printing purchasers.
   ([unesco.org](https://www.unesco.org/en/legal-affairs/revised-recommendation-concerning-international-standardization-statistics-production-and))

3. European Book Publishing Statistics 2024

- Evidence informing the 2024 market-value input; displayed series and growth include calculations: European publishers reported approximately EUR xx.xx of net book-sales revenue in 2024. The disclosed ebook and audiobook proportions inform the modeled xx.xx% physical-book revenue proportion; publisher revenue is an input, not printing-service revenue.
- Evidence informing the 2025 market-value input; displayed series and growth include calculations: The 2024 publisher-revenue and format observations provide the European demand input carried into the 2025 estimate.
- Evidence informing base-year allocation inputs; displayed values and growth are calculated: EUR xx.xx of 2024 publisher revenue and weakening physical volumes constrain the European demand weight and forecast, not directly observed service shares.
([fep-fee.eu](https://www.fep-fee.eu/European-Book-Publishing-Statistics-2024))
- Evidence informing forecast-year allocation inputs; displayed values and growth are calculated: EUR xx.xx of 2024 publisher revenue and weakening physical volumes constrain the European demand weight and forecast, not directly observed service shares.
([fep-fee.eu](https://www.fep-fee.eu/European-Book-Publishing-Statistics-2024))

4. The Global Publishing Industry in 2022

- Evidence informing the 2024 market-value input; displayed series and growth include calculations: Table xx.xx supplies country-level publishing revenues and identifies differences between retail-value, publisher-revenue, print-only and prior-year observations. Selected non-European country observations are adjusted for physical formats and period before estimating production spending.
- Evidence informing the 2025 market-value input; displayed series and growth include calculations: The selected country observations contribute to the demand pool underlying the 2025 working estimate. Nielsen retail datasets elsewhere in the publication are not used.
- Evidence informing base-year allocation inputs; displayed values and growth are calculated: Country revenue/format proxies constrain commissioning weights. ([wipo.int](https://www.wipo.int/edocs/pubdocs/en/wipo-pub-xx.xx-2023-xx.xx-en-the-global-publishing-industry-in-2022.pdf))
- Evidence informing forecast-year allocation inputs; displayed values and growth are calculated: Country revenue/format proxies constrain commissioning weights. ([wipo.int](https://www.wipo.int/edocs/pubdocs/en/wipo-pub-xx.xx-2023-xx.xx-en-the-global-publishing-industry-in-2022.pdf))
- Evidence informing base-year allocation inputs; displayed values and growth are calculated: Revenue and registration proxies constrain allocation. ([wipo.int](https://www.wipo.int/edocs/pubdocs/en/wipo-pub-xx.xx-2023-xx.xx-en-the-global-publishing-industry-in-2022.pdf))
- Evidence informing forecast-year allocation inputs; displayed values and growth are calculated: Revenue and registration proxies constrain allocation. ([wipo.int](https://www.wipo.int/edocs/pubdocs/en/wipo-pub-xx.xx-2023-xx.xx-en-the-global-publishing-industry-in-2022.pdf))
- Evidence informing base-year allocation inputs; displayed values and growth are calculated: Revenue, format and title proxies constrain allocation. ([wipo.int](https://www.wipo.int/edocs/pubdocs/en/wipo-pub-xx.xx-2023-xx.xx-en-the-global-publishing-industry-in-2022.pdf))
- Evidence informing forecast-year allocation inputs; displayed values and growth are calculated: Revenue, format and title proxies constrain allocation. ([wipo.int](https://www.wipo.int/edocs/pubdocs/en/wipo-pub-xx.xx-2023-xx.xx-en-the-global-publishing-industry-in-2022.pdf))
- Evidence informing base-year allocation inputs; displayed values and growth are calculated: Turkish revenue constrains regional commissioning scale. ([wipo.int](https://www.wipo.int/edocs/pubdocs/en/wipo-pub-xx.xx-2023-xx.xx-en-the-global-publishing-industry-in-2022.pdf))
- Evidence informing forecast-year allocation inputs; displayed values and growth are calculated: Turkish revenue constrains regional commissioning scale. ([wipo.int](https://www.wipo.int/edocs/pubdocs/en/wipo-pub-xx.xx-2023-xx.xx-en-the-global-publishing-industry-in-2022.pdf))
- Evidence informing base-year allocation inputs; displayed values and growth are calculated: Nigerian registration activity supplies a modeled-demand input. ([wipo.int](https://www.wipo.int/edocs/pubdocs/en/wipo-pub-xx.xx-2023-xx.xx-en-the-global-publishing-industry-in-2022.pdf))
- Evidence informing forecast-year allocation inputs; displayed values and growth are calculated: Nigerian registration activity supplies a modeled-demand input. ([wipo.int](https://www.wipo.int/edocs/pubdocs/en/wipo-pub-xx.xx-2023-xx.xx-en-the-global-publishing-industry-in-2022.pdf))
- Evidence informing base-year allocation inputs; displayed values and growth are calculated: Country revenue, format and registration proxies constrain allocation. ([wipo.int](https://www.wipo.int/edocs/pubdocs/en/wipo-pub-xx.xx-2023-xx.xx-en-the-global-publishing-industry-in-2022.pdf))
- Evidence informing forecast-year allocation inputs; displayed values and growth are calculated: Country revenue, format and registration proxies constrain allocation. ([wipo.int](https://www.wipo.int/edocs/pubdocs/en/wipo-pub-xx.xx-2023-xx.xx-en-the-global-publishing-industry-in-2022.pdf))

5. 2024 年新闻出版统计公报

· Evidence informing the 2024 market-value input; displayed series and growth include calculations: For 2024, the official table reports xx.xx book copies or sheets and CNY xx.xx of book-publishing revenue. These constrain the demand bridge and historical contraction, rather than directly measuring printing-service sales.

· Evidence informing the 2025 market-value input; displayed series and growth include calculations: The 2024 book-publishing observation supplies the Chinese demand primitive for the 2025 model.

· Evidence informing base-year allocation inputs; displayed values and growth are calculated: 2024 book-publishing revenue of CNY xx.xx supplies the physical-demand proxy; reported output contraction qualifies growth assumptions. ([nppa.gov.cn](https://www.nppa.gov.cn/xxgk/fdzdgknr/tjxx/xx.xx/P020251218382424228218.pdf))

· Evidence informing forecast-year allocation inputs; displayed values and growth are calculated: 2024 book-publishing revenue of CNY xx.xx supplies the physical-demand proxy; reported output contraction qualifies growth assumptions. ([nppa.gov.cn](https://www.nppa.gov.cn/xxgk/fdzdgknr/tjxx/xx.xx/P020251218382424228218.pdf))

· Evidence informing base-year allocation inputs; displayed values and growth are calculated: The Chinese book-publishing observation is a major regional demand input, distinct from all printing and packaging industry revenue. ([nppa.gov.cn](https://www.nppa.gov.cn/xxgk/fdzdgknr/tjxx/xx.xx/P020251218382424228218.pdf))

· Evidence informing forecast-year allocation inputs; displayed values and growth are calculated: The Chinese book-publishing observation is a major regional demand input, distinct from all printing and packaging industry revenue. ([nppa.gov.cn](https://www.nppa.gov.cn/xxgk/fdzdgknr/tjxx/xx.xx/P020251218382424228218.pdf))

6. Foreign Exchange Rates - G.5A Annual, January 5, 2026

· Evidence informing the 2024 market-value input; displayed series and growth include calculations: The official 2024 annual-average conversion inputs are USD xx.xx per EUR, CNY xx.xx per USD and CAD xx.xx per USD.

· Evidence informing the 2025 market-value input; displayed series and growth include calculations: The exchange-rate table establishes the conversion basis of the preceding-year demand inputs used in the 2025 estimate; subsequent effective-USD price assumptions are modeled separately.

7. Book publishing industry, 2024 - Statistics Canada

· Evidence informing the 2024 market-value input; displayed series and growth include calculations: Canadian publishers reported CAD xx.xx of print sales outside the online category and CAD xx.xx of online print sales in 2024. Their sum, rather than total operating revenue, supplies the physical-book demand input.

· Evidence informing the 2025 market-value input; displayed series and growth include calculations: Reported cost of goods sold of CAD xx.xx, up CAD xx.xx from 2022, supplies a cost-pressure cross-check, not a directly attributable printing-services total.

· Evidence informing base-year allocation inputs; displayed values and growth are calculated: CAD xx.xx plus CAD xx.xx of print sales supplies a physical-book commissioning proxy; digital growth constrains the forecast mix. ([www150.statcan.gc.ca](https://www150.statcan.gc.ca/n1/daily-quotidien/xx.xx/dq260205b-eng.pdf))

· Evidence informing forecast-year allocation inputs; displayed values and growth are calculated: CAD xx.xx plus CAD xx.xx of print sales supplies a physical-book commissioning proxy; digital growth constrains the forecast mix. ([www150.statcan.gc.ca](https://www150.statcan.gc.ca/n1/daily-quotidien/xx.xx/dq260205b-eng.pdf))

· Evidence informing base-year allocation inputs; displayed values and growth are calculated: The Canadian physical-book input contributes to the North American demand index; it is publisher revenue, not service receipts. ([www150.statcan.gc.ca](https://www150.statcan.gc.ca/n1/daily-quotidien/xx.xx/dq260205b-eng.pdf))

· Evidence informing forecast-year allocation inputs; displayed values and growth are calculated: The Canadian physical-book input contributes to the North American demand index; it is publisher revenue, not service receipts. ([www150.statcan.gc.ca](https://www150.statcan.gc.ca/n1/daily-quotidien/xx.xx/dq260205b-eng.pdf))

8. U.S. Census Bureau - Books Printing: Shipments, annual table
   - Evidence informing the 2017 market-value input; displayed series and growth include calculations: U.S. books-printing shipments were USD xx.xx in 2017; this is a national production anchor for the historical model.
   - Evidence informing the 2018 market-value input; displayed series and growth include calculations: U.S. books-printing shipments were USD xx.xx in 2018.
   - Evidence informing the 2019 market-value input; displayed series and growth include calculations: U.S. books-printing shipments were USD xx.xx in 2019.
   - Evidence informing the 2020 market-value input; displayed series and growth include calculations: U.S. books-printing shipments were USD xx.xx in 2020.
   - Evidence informing the 2021 market-value input; displayed series and growth include calculations: U.S. books-printing shipments were USD xx.xx in 2021.
   - Evidence informing the 2022 market-value input; displayed series and growth include calculations: U.S. books-printing shipments were USD xx.xx in 2022.
   - Evidence informing the 2024 market-value input; displayed series and growth include calculations: U.S. books-printing shipments were USD xx.xx in 2024. This national industrial measure is narrower than the composite global service boundary.
9. U.S. Census Bureau - Book Publishers, All Establishments: Revenue, annual table
   - Evidence informing the 2024 market-value input; displayed series and growth include calculations: The Census annual series reports USD xx.xx of U.S. book-publisher revenue for 2024. A modeled xx.xx% physical-book proportion excludes digital and other adjacent receipts.
   - Evidence informing the 2025 market-value input; displayed series and growth include calculations: The 2024 Census observation replaces an older survey-based U.S. revenue bridge in the demand pool underlying 2025.
   - Evidence informing base-year allocation inputs; displayed values and growth are calculated: The official Census revenue-series page defines the publisher-receipt measure underlying the retained U.S. input; the exact 2024 cell was not independently re-extracted. ([fred.stlouisfed.org](https://fred.stlouisfed.org/data/AIES51113RCT00US))
   - Evidence informing forecast-year allocation inputs; displayed values and growth are calculated: The official Census revenue-series page defines the publisher-receipt measure underlying the retained U.S. input; the exact 2024 cell was not independently re-extracted. ([fred.stlouisfed.org](https://fred.stlouisfed.org/data/AIES51113RCT00US))
10. Scholastic Corporation - Form 10-K for the year ended May 31, 2025
    - Evidence informing the 2024 market-value input; displayed series and growth include calculations: Scholastic's fiscal 2024 product, service, production and inventory-reserve costs were xx.xx% of revenue; postage, freight, shipping, fulfillment and other costs were xx.xx%. These broad categories constrain, but do not directly establish, eligible outsourced-service spending.
    - Evidence informing the 2025 market-value input; displayed series and growth include calculations: The corresponding fiscal 2025 proportions were xx.xx% and xx.xx%. Royalties and prepublication amortization are separately disclosed, allowing their exclusion from the service-market bridge.

11. CEWE achieves all targets in 2025 and aims to further increase revenue and earnings in 2026

- Evidence informing the 2025 market-value input; displayed series and growth include calculations: CEWE reported xx.xx CEWE PHOTOBOOK copies in 2025 versus xx.xx in 2024, supporting a positive specialty-book volume assumption without establishing global adoption.
- Evidence informing the 2026 market-value input; displayed series and growth include calculations: Observed 2025 photobook growth informs the specialty-demand assumption for 2026; the market value remains modeled.
- Evidence informing the 2032 market-value input; displayed series and growth include calculations: The observed specialty-book activity is a starting condition for the forecast, not independent proof of continued growth through 2032.
- Evidence informing the 2040 market-value input; displayed series and growth include calculations: The forecast explicitly slows specialty-demand growth after 2032; this source supplies the initial commercial observation, not the long-term growth rate.
- Evidence informing base-year allocation inputs; displayed values and growth are calculated: Company photobook activity constrains the materiality of specialty commissions; it does not establish the modeled European specialty multiplier or continued growth through 2032. ([ir.cewe.de](https://ir.cewe.de/en/news/cewe-achieves-all-targets-in-2025-and-aims-to-further-increase-revenue-and-earnings-in/70292c17-c943-xx.xx-bd11-4323b6ce54d8))
- Evidence informing forecast-year allocation inputs; displayed values and growth are calculated: Company photobook activity constrains the materiality of specialty commissions; it does not establish the modeled European specialty multiplier or continued growth through 2032. ([ir.cewe.de](https://ir.cewe.de/en/news/cewe-achieves-all-targets-in-2025-and-aims-to-further-increase-revenue-and-earnings-in/70292c17-c943-xx.xx-bd11-4323b6ce54d8))

12. Paperback Printing Cost - Kindle Direct Publishing

- Evidence informing the 2025 market-value input; displayed series and growth include calculations: The inspected U.S. paperback schedule charges USD xx.xx plus USD xx.xx per page for the specified regular-trim black-ink category. It provides a contemporary commercial price comparison for the assumed USD xx.xx self-publishing production receipt, not an observed historical price or volume.
- Evidence informing the 2026 market-value input; displayed series and growth include calculations: The schedule distinguishes printing charges from royalties and retail list prices, supporting the production-receipt boundary used in the estimate.

13. European Book Publishing Statistics 2017

- Evidence informing the 2017 market-value input; displayed series and growth include calculations: The association's primary survey reports approximately EUR xx.xx of European net publisher revenue for 2017, constraining the pre-pandemic demand level.

14. European Book Publishing Statistics 2019

- Evidence informing the 2018 market-value input; displayed series and growth include calculations: The association reports approximately EUR xx.xx of publisher revenue for 2018.
- Evidence informing the 2019 market-value input; displayed series and growth include calculations: The association reports approximately EUR xx.xx for 2019 and identifies a questionnaire change that limits exact comparability with earlier observations.

15. 2021 年新闻出版产业分析报告

- Evidence informing the 2020 market-value input; displayed series and growth include calculations: The official report's 2021 comparison identifies a substantial rebound from 2020, constraining the pandemic-recovery bridge.
- Evidence informing the 2021 market-value input; displayed series and growth include calculations: China reported xx.xx book copies or sheets in 2021, up xx.xx%; the report also distinguishes textbook output and reprints.

16. European Book Publishing Statistics 2023

- Evidence informing the 2022 market-value input; displayed series and growth include calculations: European net publisher revenue was approximately EUR xx.xx in 2022; the association describes paper-cost pressure and price-led growth.

17. Foreign Exchange Rates - G.5A Annual, January 5, 2026
    - Evidence informing base-year allocation inputs; displayed values and growth are calculated: Official annual-average exchange-rate methodology supports the frozen common-USD conversion convention; it does not measure service demand. ([federalreserve.gov](https://www.federalreserve.gov/releases/g5a/xx.xx/))
    - Evidence informing forecast-year allocation inputs; displayed values and growth are calculated: Official annual-average exchange-rate methodology supports the frozen common-USD conversion convention; it does not measure service demand. ([federalreserve.gov](https://www.federalreserve.gov/releases/g5a/xx.xx/))
    - Evidence informing base-year allocation inputs; displayed values and growth are calculated: The annual currency-conversion convention prevents mixing local-currency demand inputs with USD allocation weights. ([federalreserve.gov](https://www.federalreserve.gov/releases/g5a/xx.xx/))
    - Evidence informing forecast-year allocation inputs; displayed values and growth are calculated: The annual currency-conversion convention prevents mixing local-currency demand inputs with USD allocation weights. ([federalreserve.gov](https://www.federalreserve.gov/releases/g5a/xx.xx/))
18. GCC Statistical Center - Education Statistics 2024 announcement, March 23, 2026
    - Evidence informing base-year allocation inputs; displayed values and growth are calculated: Approximately xx.xx general-school pupils constrain the regional educational customer pool; national apportionment and monetization are assumed. ([gccstat.org](https://www.gccstat.org/news/xx.xx))
    - Evidence informing forecast-year allocation inputs; displayed values and growth are calculated: Approximately xx.xx general-school pupils constrain the regional educational customer pool; national apportionment and monetization are assumed. ([gccstat.org](https://www.gccstat.org/news/xx.xx))
19. South African Book Publishing Industry Survey 2023-2024
    - Evidence informing base-year allocation inputs; displayed values and growth are calculated: The transparent national publisher survey supplies a regional commercial comparator, not an observed African printing-service total. ([publishsa.co.za](https://publishsa.co.za/wp-content/uploads/2025/xx.xx/South-African-Book-Publishing-Industry-Survey-2023-2024.pdf))
    - Evidence informing forecast-year allocation inputs; displayed values and growth are calculated: The transparent national publisher survey supplies a regional commercial comparator, not an observed African printing-service total. ([publishsa.co.za](https://publishsa.co.za/wp-content/uploads/2025/xx.xx/South-African-Book-Publishing-Industry-Survey-2023-2024.pdf))
20. Ministry of Education - Press conference release, December 17, 2024
    - Evidence informing base-year allocation inputs; displayed values and growth are calculated: The announced increase in annual NCERT textbook printing from xx.xx to xx.xx supports an educational-demand mechanism, not realized supplier receipts or the modeled forecast share. ([education.gov.in](https://www.education.gov.in/sites/upload_files/mhrd/files/PIB%20releae%20of%20the%20Press%20Conference%20held%20today.pdf))
    - Evidence informing forecast-year allocation inputs; displayed values and growth are calculated: The announced increase in annual NCERT textbook printing from xx.xx to xx.xx supports an educational-demand mechanism, not realized supplier receipts or the modeled forecast share. ([education.gov.in](https://www.education.gov.in/sites/upload_files/mhrd/files/PIB%20releae%20of%20the%20Press%20Conference%20held%20today.pdf))
21. Global Connect - Ingram Content Group
    - Evidence informing base-year allocation inputs; displayed values and growth are calculated: Agreement-dependent network access does not quantify Brazilian commissions or guarantee institutional awards. ([resources.ingramcontent.com](https://resources.ingramcontent.com/publishers/global-connect))
    - Evidence informing forecast-year allocation inputs; displayed values and growth are calculated: Agreement-dependent network access does not quantify Brazilian commissions or guarantee institutional awards. ([resources.ingramcontent.com](https://resources.ingramcontent.com/publishers/global-connect))

22. Paperback and Hardcover Distribution Rights - Kindle Direct Publishing
- Evidence informing base-year allocation inputs; displayed values and growth are calculated: The marketplace-specific physical-book distribution restriction is not evidence of zero Mexican printing and packaging demand. ([kdp.amazon.com](https://kdp.amazon.com/en_US/help/topic/G201834280))
- Evidence informing forecast-year allocation inputs; displayed values and growth are calculated: The marketplace-specific physical-book distribution restriction is not evidence of zero Mexican printing and packaging demand. ([kdp.amazon.com](https://kdp.amazon.com/en_US/help/topic/G201834280))

23. How to Use Lulu to Support Your Nonprofit | Lulu
- Evidence informing base-year allocation inputs; displayed values and growth are calculated: The platform permits an organization or charity to receive creator proceeds. This supports excluding beneficiary-only arrangements from nonprofit commissioning; it does not measure nonprofit printing purchases.
- Evidence informing forecast-year allocation inputs; displayed values and growth are calculated: The platform permits an organization or charity to receive creator proceeds. This supports excluding beneficiary-only arrangements from nonprofit commissioning; it does not measure nonprofit printing purchases.

13. Book Printing & Packaging Services Market, by Production Model

[illegible] Clays distinguishes predictable backlist demand from event-influenced titles and offers stock visibility through publisher and warehouse links. Buyers choosing replenishment need an agreed release responsibility and usable inventory information, rather than relying on the provider's printing label.

Planned Stock Production is the alternative to assess when a launch or institutional arrival requirement cannot accommodate production after the customer order. It requires an explicit allocation of storage and unsold-stock responsibility. [illegible]

Figure 20. Global Book Printing & Packaging Services Market Size, by Production Model, 2025 (%)

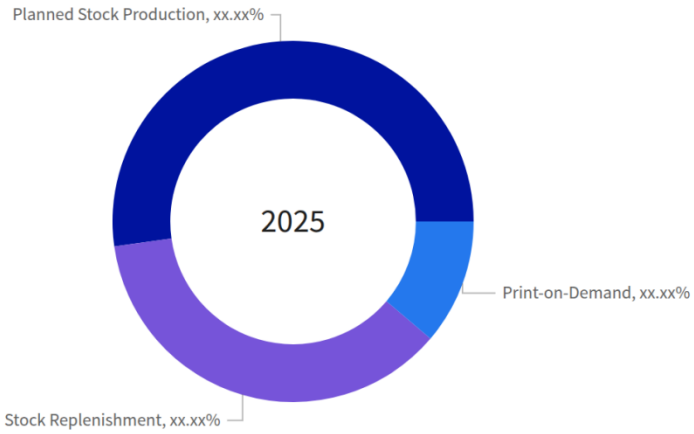

Figure 21. Global Book Printing & Packaging Services Market, by Production Model, 2032 (USD Million)

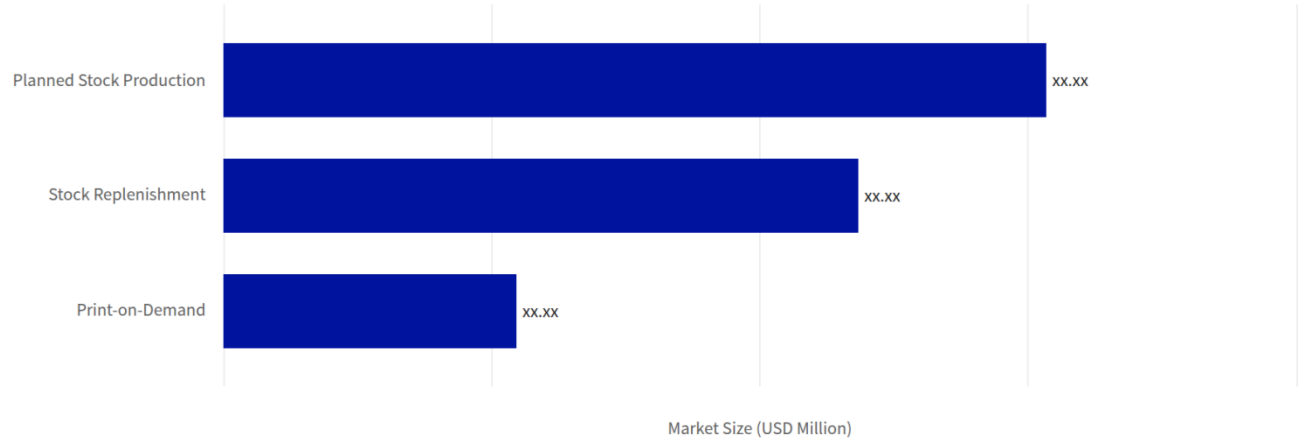

Table 216. Global Book Printing & Packaging Services Market, by Production Model growth contribution, 2025-2032

Category	2025 value (USD Million)	2032 value (USD Million)	Added value (USD Million)	2025 share (%)	2032 share (%)	Change (pp)	Growth share (%)	CAGR (%)
Planned Stock Production	xx.xx	xx.xx	xx.xx	xx.xx	xx.xx	xx.xx	xx.xx	xx.xx
Print-on-Demand	xx.xx	xx.xx	xx.xx	xx.xx	xx.xx	xx.xx	xx.xx	xx.xx
Stock Replenishment	xx.xx	xx.xx	xx.xx	xx.xx	xx.xx	xx.xx	xx.xx	xx.xx
Scope total	**xx.xx**	**xx.xx**	**xx.xx**	**xx.xx**	**xx.xx**	**xx.xx**	**xx.xx**	**xx.xx**

Table 217. Global Book Printing & Packaging Services Market Size, by Production Model, 2017-2040 (USD Million)

Production Model	2017	2024	2025	2026	2027	2032	2040	CAGR (%)
Planned Stock Production	xx.xx	xx.xx	xx.xx	xx.xx	xx.xx	xx.xx	xx.xx	xx.xx
Print-on-Demand	xx.xx	xx.xx	xx.xx	xx.xx	xx.xx	xx.xx	xx.xx	xx.xx
Stock Replenishment	xx.xx	xx.xx	xx.xx	xx.xx	xx.xx	xx.xx	xx.xx	xx.xx
Total	**xx.xx**	**xx.xx**	**xx.xx**	**xx.xx**	**xx.xx**	**xx.xx**	**xx.xx**	**xx.xx**

Sources & Evidence

1. Supply Chain - Clays

   · Clays advertises new-title consolidation, differentiated backlist arrangements, and publisher-warehouse links providing stock and distribution visibility. ([clays.co.uk](https://www.clays.co.uk/services/supply-chain/))

   · Evidence informing base-year allocation inputs; displayed values and growth are calculated: Clays describes differentiated backlist arrangements and stock visibility, supporting a separate inventory-replenishment cohort without establishing its numerical prevalence.

   · Evidence informing forecast-year allocation inputs; displayed values and growth are calculated: Clays describes differentiated backlist arrangements and stock visibility, supporting a separate inventory-replenishment cohort without establishing its numerical prevalence.

   · Evidence informing base-year allocation inputs; displayed values and growth are calculated: New-title consolidation and predictable annual backlist demand support retaining planned inventory commitments; short-run printing is explicitly not necessarily POD.

   · Evidence informing forecast-year allocation inputs; displayed values and growth are calculated: New-title consolidation and predictable annual backlist demand support retaining planned inventory commitments; short-run printing is explicitly not necessarily POD.

2. How Do Lulu Direct Orders Work?

   · Lulu Direct describes production after customer purchase and identifies production and delivery dates as estimates, not guarantees. ([help.luludirect.lulu.com](https://help.luludirect.lulu.com/en/support/solutions/articles/xx.xx-how-do-lulu-direct-orders-work-))

   · Evidence informing base-year allocation inputs; displayed values and growth are calculated: Lulu describes printing after customer purchase and distinguishes production from subsequent shipment, supporting recipient-order attribution rather than technology-based classification.

   · Evidence informing forecast-year allocation inputs; displayed values and growth are calculated: Lulu describes printing after customer purchase and distinguishes production from subsequent shipment, supporting recipient-order attribution rather than technology-based classification.

3. U.S. Government Publishing Office - Organizational Transformation Evaluation, Report 22-06, May 19, 2022

   · Taxonomy evidence: The May xx.xx 2022 evaluation discusses initial sales inventory, stock replenishment, and print-on-demand as distinct commercial arrangements. It is historical evidence, not a current adoption measure. ([oversight.gov](https://www.oversight.gov/sites/default/files/documents/reports/2022-xx.xx/GPOOTEReport-xx.xx-0619May2022Final.pdf))

   · Taxonomy evidence: The May xx.xx 2022 evaluation discusses initial sales inventory, small-quantity stock replenishment, and print-on-demand, supporting separation of inventory policy from printing technology. ([oversight.gov](https://www.oversight.gov/sites/default/files/documents/reports/2022-xx.xx/GPOOTEReport-xx.xx-0619May2022Final.pdf))

4. Provision for Print-On-Demand, External Storage and Distribution Services for Documents and Publications - Extension of closing date

   · Taxonomy evidence: A December xx.xx 2017 UNESCO procurement notice combines print-on-demand with external storage and distribution for documents and publications. It establishes a historical purchased-service configuration, not current adoption or market scale. ([ungm.org](https://www.ungm.org/Public/Notice/xx.xx))

5. European Book Publishing Statistics 2024

   · Evidence informing the 2024 market-value input; displayed series and growth include calculations: European publishers reported approximately EUR xx.xx of net book-sales revenue in 2024. The disclosed ebook and audiobook proportions inform the modeled xx.xx% physical-book revenue proportion; publisher revenue is an input, not printing-service revenue.

   · Evidence informing the 2025 market-value input; displayed series and growth include calculations: The 2024 publisher-revenue and format observations provide the European demand input carried into the 2025 estimate.

6. The Global Publishing Industry in 2022
   - Evidence informing the 2024 market-value input; displayed series and growth include calculations: Table xx.xx supplies country-level publishing revenues and identifies differences between retail-value, publisher-revenue, print-only and prior-year observations. Selected non-European country observations are adjusted for physical formats and period before estimating production spending.
   - Evidence informing the 2025 market-value input; displayed series and growth include calculations: The selected country observations contribute to the demand pool underlying the 2025 working estimate. Nielsen retail datasets elsewhere in the publication are not used.
   - Evidence informing base-year allocation inputs; displayed values and growth are calculated: Primary sector revenue columns support the scope-adjusted education/trade spending proxy used in the POD model, not a directly reported POD share.
   - Evidence informing forecast-year allocation inputs; displayed values and growth are calculated: Primary sector revenue columns support the scope-adjusted education/trade spending proxy used in the POD model, not a directly reported POD share.
   - Evidence informing base-year allocation inputs; displayed values and growth are calculated: Sector monetary inputs and valuation footnotes support the cohort denominator bridge used to model replenishment.
   - Evidence informing forecast-year allocation inputs; displayed values and growth are calculated: Sector monetary inputs and valuation footnotes support the cohort denominator bridge used to model replenishment.
   - Evidence informing base-year allocation inputs; displayed values and growth are calculated: Educational and trade revenue inputs constrain the modeled population of calendar-driven and launch-related stock commitments.
   - Evidence informing forecast-year allocation inputs; displayed values and growth are calculated: Educational and trade revenue inputs constrain the modeled population of calendar-driven and launch-related stock commitments.
7. 2024 年新闻出版统计公报
   - Evidence informing the 2024 market-value input; displayed series and growth include calculations: For 2024, the official table reports xx.xx book copies or sheets and CNY xx.xx of book-publishing revenue. These constrain the demand bridge and historical contraction, rather than directly measuring printing-service sales.
   - Evidence informing the 2025 market-value input; displayed series and growth include calculations: The 2024 book-publishing observation supplies the Chinese demand primitive for the 2025 model.
8. Foreign Exchange Rates - G.5A Annual, January 5, 2026
   - Evidence informing the 2024 market-value input; displayed series and growth include calculations: The official 2024 annual-average conversion inputs are USD xx.xx per EUR, CNY xx.xx per USD and CAD xx.xx per USD.
   - Evidence informing the 2025 market-value input; displayed series and growth include calculations: The exchange-rate table establishes the conversion basis of the preceding-year demand inputs used in the 2025 estimate; subsequent effective-USD price assumptions are modeled separately.
9. Book publishing industry, 2024 - Statistics Canada
   - Evidence informing the 2024 market-value input; displayed series and growth include calculations: Canadian publishers reported CAD xx.xx of print sales outside the online category and CAD xx.xx of online print sales in 2024. Their sum, rather than total operating revenue, supplies the physical-book demand input.
   - Evidence informing the 2025 market-value input; displayed series and growth include calculations: Reported cost of goods sold of CAD xx.xx, up CAD xx.xx from 2022, supplies a cost-pressure cross-check, not a directly attributable printing-services total.

10. U.S. Census Bureau - Books Printing: Shipments, annual table
    - Evidence informing the 2017 market-value input; displayed series and growth include calculations: U.S. books-printing shipments were USD xx.xx in 2017; this is a national production anchor for the historical model.
    - Evidence informing the 2018 market-value input; displayed series and growth include calculations: U.S. books-printing shipments were USD xx.xx in 2018.
    - Evidence informing the 2019 market-value input; displayed series and growth include calculations: U.S. books-printing shipments were USD xx.xx in 2019.
    - Evidence informing the 2020 market-value input; displayed series and growth include calculations: U.S. books-printing shipments were USD xx.xx in 2020.
    - Evidence informing the 2021 market-value input; displayed series and growth include calculations: U.S. books-printing shipments were USD xx.xx in 2021.
    - Evidence informing the 2022 market-value input; displayed series and growth include calculations: U.S. books-printing shipments were USD xx.xx in 2022.
    - Evidence informing the 2024 market-value input; displayed series and growth include calculations: U.S. books-printing shipments were USD xx.xx in 2024. This national industrial measure is narrower than the composite global service boundary.
11. U.S. Census Bureau - Book Publishers, All Establishments: Revenue, annual table
    - Evidence informing the 2024 market-value input; displayed series and growth include calculations: The Census annual series reports USD xx.xx of U.S. book-publisher revenue for 2024. A modeled xx.xx% physical-book proportion excludes digital and other adjacent receipts.
    - Evidence informing the 2025 market-value input; displayed series and growth include calculations: The 2024 Census observation replaces an older survey-based U.S. revenue bridge in the demand pool underlying 2025.
12. Scholastic Corporation - Form 10-K for the year ended May 31, 2025
    - Evidence informing the 2024 market-value input; displayed series and growth include calculations: Scholastic's fiscal 2024 product, service, production and inventory-reserve costs were xx.xx% of revenue; postage, freight, shipping, fulfillment and other costs were xx.xx%. These broad categories constrain, but do not directly establish, eligible outsourced-service spending.
    - Evidence informing the 2025 market-value input; displayed series and growth include calculations: The corresponding fiscal 2025 proportions were xx.xx% and xx.xx%. Royalties and prepublication amortization are separately disclosed, allowing their exclusion from the service-market bridge.
13. CEWE achieves all targets in 2025 and aims to further increase revenue and earnings in 2026
    - Evidence informing the 2025 market-value input; displayed series and growth include calculations: CEWE reported xx.xx CEWE PHOTOBOOK copies in 2025 versus xx.xx in 2024, supporting a positive specialty-book volume assumption without establishing global adoption.
    - Evidence informing the 2026 market-value input; displayed series and growth include calculations: Observed 2025 photobook growth informs the specialty-demand assumption for 2026; the market value remains modeled.
    - Evidence informing the 2032 market-value input; displayed series and growth include calculations: The observed specialty-book activity is a starting condition for the forecast, not independent proof of continued growth through 2032.
    - Evidence informing the 2040 market-value input; displayed series and growth include calculations: The forecast explicitly slows specialty-demand growth after 2032; this source supplies the initial commercial observation, not the long-term growth rate.
    - Evidence informing base-year allocation inputs; displayed values and growth are calculated: CEWE reported xx.xx photobooks for 2025 versus xx.xx for 2024 and guided to xx.xx-xx.xx for 2026. These constrain personalized-book activity and maturation, not global POD share.
    - Evidence informing forecast-year allocation inputs; displayed values and growth are calculated: CEWE reported xx.xx photobooks for 2025 versus xx.xx for 2024 and guided to xx.xx-xx.xx for 2026. These constrain personalized-book activity and maturation, not global POD share.

14. Paperback Printing Cost - Kindle Direct Publishing
    - Evidence informing the 2025 market-value input; displayed series and growth include calculations: The inspected U.S. paperback schedule charges USD xx.xx plus USD xx.xx per page for the specified regular-trim black-ink category. It provides a contemporary commercial price comparison for the assumed USD xx.xx self-publishing production receipt, not an observed historical price or volume.
    - Evidence informing the 2026 market-value input; displayed series and growth include calculations: The schedule distinguishes printing charges from royalties and retail list prices, supporting the production-receipt boundary used in the estimate.
15. European Book Publishing Statistics 2017
    - Evidence informing the 2017 market-value input; displayed series and growth include calculations: The association's primary survey reports approximately EUR xx.xx of European net publisher revenue for 2017, constraining the pre-pandemic demand level.
16. European Book Publishing Statistics 2019
    - Evidence informing the 2018 market-value input; displayed series and growth include calculations: The association reports approximately EUR xx.xx of publisher revenue for 2018.
    - Evidence informing the 2019 market-value input; displayed series and growth include calculations: The association reports approximately EUR xx.xx for 2019 and identifies a questionnaire change that limits exact comparability with earlier observations.
17. 2021 年新闻出版产业分析报告
    - Evidence informing the 2020 market-value input; displayed series and growth include calculations: The official report's 2021 comparison identifies a substantial rebound from 2020, constraining the pandemic-recovery bridge.
    - Evidence informing the 2021 market-value input; displayed series and growth include calculations: China reported xx.xx book copies or sheets in 2021, up xx.xx%; the report also distinguishes textbook output and reprints.
18. European Book Publishing Statistics 2023
    - Evidence informing the 2022 market-value input; displayed series and growth include calculations: European net publisher revenue was approximately EUR xx.xx in 2022; the association describes paper-cost pressure and price-led growth.
19. News Corp - Form 10-K for the fiscal year ended June 30, 2025
    - Evidence informing base-year allocation inputs; displayed values and growth are calculated: Fiscal 2025 consumer backlist revenue of xx.xx% and digital revenue of xx.xx% anchor the assumed physical-backlist bridge and its forecast starting model.
    - Evidence informing forecast-year allocation inputs; displayed values and growth are calculated: Fiscal 2025 consumer backlist revenue of xx.xx% and digital revenue of xx.xx% anchor the assumed physical-backlist bridge and its forecast starting model.
    - Evidence informing base-year allocation inputs; displayed values and growth are calculated: The disclosed backlist mix constrains recurring-title demand; its division into replenishment and POD remains modeled.
    - Evidence informing forecast-year allocation inputs; displayed values and growth are calculated: The disclosed backlist mix constrains recurring-title demand; its division into replenishment and POD remains modeled.
    - Evidence informing base-year allocation inputs; displayed values and growth are calculated: The complementary frontlist population supports the launch-stock cohort after physical-format adjustments.
    - Evidence informing forecast-year allocation inputs; displayed values and growth are calculated: The complementary frontlist population supports the launch-stock cohort after physical-format adjustments.
20. News Corp - Form 10-K for the fiscal year ended June 30, 2026
    - Evidence informing forecast-year allocation inputs; displayed values and growth are calculated: Fiscal 2026 backlist revenue of xx.xx% and digital revenue of xx.xx% lower the forecast physical-backlist proxy instead of assuming continued backlist expansion.
    - Evidence informing forecast-year allocation inputs; displayed values and growth are calculated: The updated catalog mix changes the forecast population available for repeat inventory releases.
    - Evidence informing forecast-year allocation inputs; displayed values and growth are calculated: The updated frontlist/backlist bridge changes the forecast planned-production weight; no 2032 share is disclosed.

21. Smart Backlist Management: When to Hold and When to Print-on-Demand
    - Evidence informing base-year allocation inputs; displayed values and growth are calculated: Sheridan describes low-volume titles moving to POD while other titles retain inventory, supporting differentiated release-policy assumptions rather than a uniform backlist-to-POD conversion.
    - Evidence informing forecast-year allocation inputs; displayed values and growth are calculated: Sheridan describes low-volume titles moving to POD while other titles retain inventory, supporting differentiated release-policy assumptions rather than a uniform backlist-to-POD conversion.
    - Evidence informing base-year allocation inputs; displayed values and growth are calculated: A disclosed customer example uses a stock threshold to trigger a 2,000-copy replenishment order. It establishes the commercial mechanism, not a market-wide share.
    - Evidence informing forecast-year allocation inputs; displayed values and growth are calculated: A disclosed customer example uses a stock threshold to trigger a 2,000-copy replenishment order. It establishes the commercial mechanism, not a market-wide share.
22. Shortage of NCERT textbooks - Rajya Sabha Unstarred Question No. 1941, December 17, 2025
    - Evidence informing base-year allocation inputs; displayed values and growth are calculated: Advance enrollment-based forecasting, academic-session readiness and a fiscal 2025-xx.xx plan for approximately xx.xx textbooks support a substantial calendar-driven stock cohort. The target is not realized production.
    - Evidence informing forecast-year allocation inputs; displayed values and growth are calculated: Advance enrollment-based forecasting, academic-session readiness and a fiscal 2025-xx.xx plan for approximately xx.xx textbooks support a substantial calendar-driven stock cohort. The target is not realized production.
    - Evidence informing base-year allocation inputs; displayed values and growth are calculated: Phased supply and inventory monitoring support distinguishing ongoing availability obligations from individual-recipient POD, without quantifying replenishment's global prevalence.
    - Evidence informing forecast-year allocation inputs; displayed values and growth are calculated: Phased supply and inventory monitoring support distinguishing ongoing availability obligations from individual-recipient POD, without quantifying replenishment's global prevalence.
23. Fulfillment Fee - Lulu Direct
    - Evidence informing base-year allocation inputs; displayed values and growth are calculated: The September 2026 schedule lists USD xx.xx per order regardless of item count, supporting an order-frequency effect on associated-service value. It does not verify the assumed historical or forecast multiplier.
    - Evidence informing forecast-year allocation inputs; displayed values and growth are calculated: The September 2026 schedule lists USD xx.xx per order regardless of item count, supporting an order-frequency effect on associated-service value. It does not verify the assumed historical or forecast multiplier.

13.1. Planned Stock Production

Table 218. Global Book Printing & Packaging Services Market Size, by Planned Stock Production, by Region, 2017-2040 (USD Million)

Region	2017	2024	2025	2026	2027	2032	2040	CAGR (%)
Africa	xx.xx	xx.xx	xx.xx	xx.xx	xx.xx	xx.xx	xx.xx	xx.xx
Asia-Pacific	xx.xx	xx.xx	xx.xx	xx.xx	xx.xx	xx.xx	xx.xx	xx.xx
Europe	xx.xx	xx.xx	xx.xx	xx.xx	xx.xx	xx.xx	xx.xx	xx.xx
Latin America	xx.xx	xx.xx	xx.xx	xx.xx	xx.xx	xx.xx	xx.xx	xx.xx
Middle East	xx.xx	xx.xx	xx.xx	xx.xx	xx.xx	xx.xx	xx.xx	xx.xx
North America	xx.xx	xx.xx	xx.xx	xx.xx	xx.xx	xx.xx	xx.xx	xx.xx
Total	**xx.xx**	**xx.xx**	**xx.xx**	**xx.xx**	**xx.xx**	**xx.xx**	**xx.xx**	**xx.xx**

Table 219. Global Book Printing & Packaging Services Market Size, by Planned Stock Production, by Group, 2017-2040 (USD Million)

Group	2017	2024	2025	2026	2027	2032	2040	CAGR (%)
ASEAN	xx.xx	xx.xx	xx.xx	xx.xx	xx.xx	xx.xx	xx.xx	xx.xx
BRICS	xx.xx	xx.xx	xx.xx	xx.xx	xx.xx	xx.xx	xx.xx	xx.xx
European Union	xx.xx	xx.xx	xx.xx	xx.xx	xx.xx	xx.xx	xx.xx	xx.xx
G7	xx.xx	xx.xx	xx.xx	xx.xx	xx.xx	xx.xx	xx.xx	xx.xx
GCC	xx.xx	xx.xx	xx.xx	xx.xx	xx.xx	xx.xx	xx.xx	xx.xx
NATO	xx.xx	xx.xx	xx.xx	xx.xx	xx.xx	xx.xx	xx.xx	xx.xx

Table 220. Global Book Printing & Packaging Services Market Size, by Planned Stock Production, by Country, 2017-2040 (USD Million)

Country	2017	2024	2025	2026	2027	2032	2040	CAGR (%)
Australia	xx.xx	xx.xx	xx.xx	xx.xx	xx.xx	xx.xx	xx.xx	xx.xx
Brazil	xx.xx	xx.xx	xx.xx	xx.xx	xx.xx	xx.xx	xx.xx	xx.xx
Canada	xx.xx	xx.xx	xx.xx	xx.xx	xx.xx	xx.xx	xx.xx	xx.xx
China	xx.xx	xx.xx	xx.xx	xx.xx	xx.xx	xx.xx	xx.xx	xx.xx
France	xx.xx	xx.xx	xx.xx	xx.xx	xx.xx	xx.xx	xx.xx	xx.xx
Germany	xx.xx	xx.xx	xx.xx	xx.xx	xx.xx	xx.xx	xx.xx	xx.xx
India	xx.xx	xx.xx	xx.xx	xx.xx	xx.xx	xx.xx	xx.xx	xx.xx
Italy	xx.xx	xx.xx	xx.xx	xx.xx	xx.xx	xx.xx	xx.xx	xx.xx
Japan	xx.xx	xx.xx	xx.xx	xx.xx	xx.xx	xx.xx	xx.xx	xx.xx
Mexico	xx.xx	xx.xx	xx.xx	xx.xx	xx.xx	xx.xx	xx.xx	xx.xx
Russia	xx.xx	xx.xx	xx.xx	xx.xx	xx.xx	xx.xx	xx.xx	xx.xx
South Korea	xx.xx	xx.xx	xx.xx	xx.xx	xx.xx	xx.xx	xx.xx	xx.xx
Spain	xx.xx	xx.xx	xx.xx	xx.xx	xx.xx	xx.xx	xx.xx	xx.xx
United Kingdom	xx.xx	xx.xx	xx.xx	xx.xx	xx.xx	xx.xx	xx.xx	xx.xx
United States	xx.xx	xx.xx	xx.xx	xx.xx	xx.xx	xx.xx	xx.xx	xx.xx
Others	xx.xx	xx.xx	xx.xx	xx.xx	xx.xx	xx.xx	xx.xx	xx.xx
Total	**xx.xx**	**xx.xx**	**xx.xx**	**xx.xx**	**xx.xx**	**xx.xx**	**xx.xx**	**xx.xx**

Sources & Evidence

1. U.S. Government Publishing Office - Organizational Transformation Evaluation, Report 22-06, May 19, 2022

   · Taxonomy evidence: Ordering copies for sales inventory at initial production establishes an inventory-building counterpart to recipient-order production. ([oversight.gov](https://www.oversight.gov/sites/default/files/documents/reports/2022-xx.xx/GPOOTEReport-xx.xx-0619May2022Final.pdf))

   · Taxonomy evidence: The report describes ordering copies for sales inventory at initial printing, providing an observed inventory-building counterpart to order-triggered printing. ([oversight.gov](https://www.oversight.gov/sites/default/files/documents/reports/2022-xx.xx/GPOOTEReport-xx.xx-0619May2022Final.pdf))

2. European Book Publishing Statistics 2024

   · Evidence informing the 2024 market-value input; displayed series and growth include calculations: European publishers reported approximately EUR xx.xx of net book-sales revenue in 2024. The disclosed ebook and audiobook proportions inform the modeled xx.xx% physical-book revenue proportion; publisher revenue is an input, not printing-service revenue.

   · Evidence informing the 2025 market-value input; displayed series and growth include calculations: The 2024 publisher-revenue and format observations provide the European demand input carried into the 2025 estimate.

   · Evidence informing base-year allocation inputs; displayed values and growth are calculated: EUR xx.xx of 2024 publisher revenue and weakening physical volumes constrain the European demand weight and forecast, not directly observed service shares. ([fep-fee.eu](https://www.fep-fee.eu/European-Book-Publishing-Statistics-2024))

   · Evidence informing forecast-year allocation inputs; displayed values and growth are calculated: EUR xx.xx of 2024 publisher revenue and weakening physical volumes constrain the European demand weight and forecast, not directly observed service shares. ([fep-fee.eu](https://www.fep-fee.eu/European-Book-Publishing-Statistics-2024))

3. The Global Publishing Industry in 2022

- Evidence informing the 2024 market-value input; displayed series and growth include calculations: Table xx.xx supplies country-level publishing revenues and identifies differences between retail-value, publisher-revenue, print-only and prior-year observations. Selected non-European country observations are adjusted for physical formats and period before estimating production spending.
- Evidence informing the 2025 market-value input; displayed series and growth include calculations: The selected country observations contribute to the demand pool underlying the 2025 working estimate. Nielsen retail datasets elsewhere in the publication are not used.
- Evidence informing base-year allocation inputs; displayed values and growth are calculated: Country revenue/format proxies constrain commissioning weights. ([wipo.int](https://www.wipo.int/edocs/pubdocs/en/wipo-pub-xx.xx-2023-xx.xx-en-the-global-publishing-industry-in-2022.pdf))
- Evidence informing forecast-year allocation inputs; displayed values and growth are calculated: Country revenue/format proxies constrain commissioning weights. ([wipo.int](https://www.wipo.int/edocs/pubdocs/en/wipo-pub-xx.xx-2023-xx.xx-en-the-global-publishing-industry-in-2022.pdf))
- Evidence informing base-year allocation inputs; displayed values and growth are calculated: Revenue and registration proxies constrain allocation. ([wipo.int](https://www.wipo.int/edocs/pubdocs/en/wipo-pub-xx.xx-2023-xx.xx-en-the-global-publishing-industry-in-2022.pdf))
- Evidence informing forecast-year allocation inputs; displayed values and growth are calculated: Revenue and registration proxies constrain allocation. ([wipo.int](https://www.wipo.int/edocs/pubdocs/en/wipo-pub-xx.xx-2023-xx.xx-en-the-global-publishing-industry-in-2022.pdf))
- Evidence informing base-year allocation inputs; displayed values and growth are calculated: Revenue, format and title proxies constrain allocation. ([wipo.int](https://www.wipo.int/edocs/pubdocs/en/wipo-pub-xx.xx-2023-xx.xx-en-the-global-publishing-industry-in-2022.pdf))
- Evidence informing forecast-year allocation inputs; displayed values and growth are calculated: Revenue, format and title proxies constrain allocation. ([wipo.int](https://www.wipo.int/edocs/pubdocs/en/wipo-pub-xx.xx-2023-xx.xx-en-the-global-publishing-industry-in-2022.pdf))
- Evidence informing base-year allocation inputs; displayed values and growth are calculated: Turkish revenue constrains regional commissioning scale. ([wipo.int](https://www.wipo.int/edocs/pubdocs/en/wipo-pub-xx.xx-2023-xx.xx-en-the-global-publishing-industry-in-2022.pdf))
- Evidence informing forecast-year allocation inputs; displayed values and growth are calculated: Turkish revenue constrains regional commissioning scale. ([wipo.int](https://www.wipo.int/edocs/pubdocs/en/wipo-pub-xx.xx-2023-xx.xx-en-the-global-publishing-industry-in-2022.pdf))
- Evidence informing base-year allocation inputs; displayed values and growth are calculated: Nigerian registration activity supplies a modeled-demand input. ([wipo.int](https://www.wipo.int/edocs/pubdocs/en/wipo-pub-xx.xx-2023-xx.xx-en-the-global-publishing-industry-in-2022.pdf))
- Evidence informing forecast-year allocation inputs; displayed values and growth are calculated: Nigerian registration activity supplies a modeled-demand input. ([wipo.int](https://www.wipo.int/edocs/pubdocs/en/wipo-pub-xx.xx-2023-xx.xx-en-the-global-publishing-industry-in-2022.pdf))
- Evidence informing base-year allocation inputs; displayed values and growth are calculated: Country revenue, format and registration proxies constrain allocation. ([wipo.int](https://www.wipo.int/edocs/pubdocs/en/wipo-pub-xx.xx-2023-xx.xx-en-the-global-publishing-industry-in-2022.pdf))
- Evidence informing forecast-year allocation inputs; displayed values and growth are calculated: Country revenue, format and registration proxies constrain allocation. ([wipo.int](https://www.wipo.int/edocs/pubdocs/en/wipo-pub-xx.xx-2023-xx.xx-en-the-global-publishing-industry-in-2022.pdf))
- Evidence informing base-year allocation inputs; displayed values and growth are calculated: Educational and trade revenue inputs constrain the modeled population of calendar-driven and launch-related stock commitments.
- Evidence informing forecast-year allocation inputs; displayed values and growth are calculated: Educational and trade revenue inputs constrain the modeled population of calendar-driven and launch-related stock commitments.

4. 2024 年新闻出版统计公报

   · Evidence informing the 2024 market-value input; displayed series and growth include calculations: For 2024, the official table reports xx.xx book copies or sheets and CNY xx.xx of book-publishing revenue. These constrain the demand bridge and historical contraction, rather than directly measuring printing-service sales.

   · Evidence informing the 2025 market-value input; displayed series and growth include calculations: The 2024 book-publishing observation supplies the Chinese demand primitive for the 2025 model.

   · Evidence informing base-year allocation inputs; displayed values and growth are calculated: 2024 book-publishing revenue of CNY xx.xx supplies the physical-demand proxy; reported output contraction qualifies growth assumptions. ([nppa.gov.cn](https://www.nppa.gov.cn/xxgk/fdzdgknr/tjxx/xx.xx/P020251218382424228218.pdf))

   · Evidence informing forecast-year allocation inputs; displayed values and growth are calculated: 2024 book-publishing revenue of CNY xx.xx supplies the physical-demand proxy; reported output contraction qualifies growth assumptions. ([nppa.gov.cn](https://www.nppa.gov.cn/xxgk/fdzdgknr/tjxx/xx.xx/P020251218382424228218.pdf))

   · Evidence informing base-year allocation inputs; displayed values and growth are calculated: The Chinese book-publishing observation is a major regional demand input, distinct from all printing and packaging industry revenue. ([nppa.gov.cn](https://www.nppa.gov.cn/xxgk/fdzdgknr/tjxx/xx.xx/P020251218382424228218.pdf))

   · Evidence informing forecast-year allocation inputs; displayed values and growth are calculated: The Chinese book-publishing observation is a major regional demand input, distinct from all printing and packaging industry revenue. ([nppa.gov.cn](https://www.nppa.gov.cn/xxgk/fdzdgknr/tjxx/xx.xx/P020251218382424228218.pdf))

5. Foreign Exchange Rates - G.5A Annual, January 5, 2026

   · Evidence informing the 2024 market-value input; displayed series and growth include calculations: The official 2024 annual-average conversion inputs are USD xx.xx per EUR, CNY xx.xx per USD and CAD xx.xx per USD.

   · Evidence informing the 2025 market-value input; displayed series and growth include calculations: The exchange-rate table establishes the conversion basis of the preceding-year demand inputs used in the 2025 estimate; subsequent effective-USD price assumptions are modeled separately.

6. Book publishing industry, 2024 - Statistics Canada

   · Evidence informing the 2024 market-value input; displayed series and growth include calculations: Canadian publishers reported CAD xx.xx of print sales outside the online category and CAD xx.xx of online print sales in 2024. Their sum, rather than total operating revenue, supplies the physical-book demand input.

   · Evidence informing the 2025 market-value input; displayed series and growth include calculations: Reported cost of goods sold of CAD xx.xx, up CAD xx.xx from 2022, supplies a cost-pressure cross-check, not a directly attributable printing-services total.

   · Evidence informing base-year allocation inputs; displayed values and growth are calculated: CAD xx.xx plus CAD xx.xx of print sales supplies a physical-book commissioning proxy; digital growth constrains the forecast mix. ([www150.statcan.gc.ca](https://www150.statcan.gc.ca/n1/daily-quotidien/xx.xx/dq260205b-eng.pdf))

   · Evidence informing forecast-year allocation inputs; displayed values and growth are calculated: CAD xx.xx plus CAD xx.xx of print sales supplies a physical-book commissioning proxy; digital growth constrains the forecast mix. ([www150.statcan.gc.ca](https://www150.statcan.gc.ca/n1/daily-quotidien/xx.xx/dq260205b-eng.pdf))

   · Evidence informing base-year allocation inputs; displayed values and growth are calculated: The Canadian physical-book input contributes to the North American demand index; it is publisher revenue, not service receipts. ([www150.statcan.gc.ca](https://www150.statcan.gc.ca/n1/daily-quotidien/xx.xx/dq260205b-eng.pdf))

   · Evidence informing forecast-year allocation inputs; displayed values and growth are calculated: The Canadian physical-book input contributes to the North American demand index; it is publisher revenue, not service receipts. ([www150.statcan.gc.ca](https://www150.statcan.gc.ca/n1/daily-quotidien/xx.xx/dq260205b-eng.pdf))

7. U.S. Census Bureau - Books Printing: Shipments, annual table
   - Evidence informing the 2017 market-value input; displayed series and growth include calculations: U.S. books-printing shipments were USD xx.xx in 2017; this is a national production anchor for the historical model.
   - Evidence informing the 2018 market-value input; displayed series and growth include calculations: U.S. books-printing shipments were USD xx.xx in 2018.
   - Evidence informing the 2019 market-value input; displayed series and growth include calculations: U.S. books-printing shipments were USD xx.xx in 2019.
   - Evidence informing the 2020 market-value input; displayed series and growth include calculations: U.S. books-printing shipments were USD xx.xx in 2020.
   - Evidence informing the 2021 market-value input; displayed series and growth include calculations: U.S. books-printing shipments were USD xx.xx in 2021.
   - Evidence informing the 2022 market-value input; displayed series and growth include calculations: U.S. books-printing shipments were USD xx.xx in 2022.
   - Evidence informing the 2024 market-value input; displayed series and growth include calculations: U.S. books-printing shipments were USD xx.xx in 2024. This national industrial measure is narrower than the composite global service boundary.
8. U.S. Census Bureau - Book Publishers, All Establishments: Revenue, annual table
   - Evidence informing the 2024 market-value input; displayed series and growth include calculations: The Census annual series reports USD xx.xx of U.S. book-publisher revenue for 2024. A modeled xx.xx% physical-book proportion excludes digital and other adjacent receipts.
   - Evidence informing the 2025 market-value input; displayed series and growth include calculations: The 2024 Census observation replaces an older survey-based U.S. revenue bridge in the demand pool underlying 2025.
   - Evidence informing base-year allocation inputs; displayed values and growth are calculated: The official Census revenue-series page defines the publisher-receipt measure underlying the retained U.S. input; the exact 2024 cell was not independently re-extracted. ([fred.stlouisfed.org](https://fred.stlouisfed.org/data/AIES51113RCT00US))
   - Evidence informing forecast-year allocation inputs; displayed values and growth are calculated: The official Census revenue-series page defines the publisher-receipt measure underlying the retained U.S. input; the exact 2024 cell was not independently re-extracted. ([fred.stlouisfed.org](https://fred.stlouisfed.org/data/AIES51113RCT00US))
9. Scholastic Corporation - Form 10-K for the year ended May 31, 2025
   - Evidence informing the 2024 market-value input; displayed series and growth include calculations: Scholastic's fiscal 2024 product, service, production and inventory-reserve costs were xx.xx% of revenue; postage, freight, shipping, fulfillment and other costs were xx.xx%. These broad categories constrain, but do not directly establish, eligible outsourced-service spending.
   - Evidence informing the 2025 market-value input; displayed series and growth include calculations: The corresponding fiscal 2025 proportions were xx.xx% and xx.xx%. Royalties and prepublication amortization are separately disclosed, allowing their exclusion from the service-market bridge.

10. CEWE achieves all targets in 2025 and aims to further increase revenue and earnings in 2026

- Evidence informing the 2025 market-value input; displayed series and growth include calculations: CEWE reported xx.xx CEWE PHOTOBOOK copies in 2025 versus xx.xx in 2024, supporting a positive specialty-book volume assumption without establishing global adoption.
- Evidence informing the 2026 market-value input; displayed series and growth include calculations: Observed 2025 photobook growth informs the specialty-demand assumption for 2026; the market value remains modeled.
- Evidence informing the 2032 market-value input; displayed series and growth include calculations: The observed specialty-book activity is a starting condition for the forecast, not independent proof of continued growth through 2032.
- Evidence informing the 2040 market-value input; displayed series and growth include calculations: The forecast explicitly slows specialty-demand growth after 2032; this source supplies the initial commercial observation, not the long-term growth rate.
- Evidence informing base-year allocation inputs; displayed values and growth are calculated: Company photobook activity constrains the materiality of specialty commissions; it does not establish the modeled European specialty multiplier or continued growth through 2032. ([ir.cewe.de](https://ir.cewe.de/en/news/cewe-achieves-all-targets-in-2025-and-aims-to-further-increase-revenue-and-earnings-in/70292c17-c943-xx.xx-bd11-4323b6ce54d8))
- Evidence informing forecast-year allocation inputs; displayed values and growth are calculated: Company photobook activity constrains the materiality of specialty commissions; it does not establish the modeled European specialty multiplier or continued growth through 2032. ([ir.cewe.de](https://ir.cewe.de/en/news/cewe-achieves-all-targets-in-2025-and-aims-to-further-increase-revenue-and-earnings-in/70292c17-c943-xx.xx-bd11-4323b6ce54d8))

11. Paperback Printing Cost - Kindle Direct Publishing

- Evidence informing the 2025 market-value input; displayed series and growth include calculations: The inspected U.S. paperback schedule charges USD xx.xx plus USD xx.xx per page for the specified regular-trim black-ink category. It provides a contemporary commercial price comparison for the assumed USD xx.xx self-publishing production receipt, not an observed historical price or volume.
- Evidence informing the 2026 market-value input; displayed series and growth include calculations: The schedule distinguishes printing charges from royalties and retail list prices, supporting the production-receipt boundary used in the estimate.

12. European Book Publishing Statistics 2017

- Evidence informing the 2017 market-value input; displayed series and growth include calculations: The association's primary survey reports approximately EUR xx.xx of European net publisher revenue for 2017, constraining the pre-pandemic demand level.

13. European Book Publishing Statistics 2019

- Evidence informing the 2018 market-value input; displayed series and growth include calculations: The association reports approximately EUR xx.xx of publisher revenue for 2018.
- Evidence informing the 2019 market-value input; displayed series and growth include calculations: The association reports approximately EUR xx.xx for 2019 and identifies a questionnaire change that limits exact comparability with earlier observations.

14. 2021 年新闻出版产业分析报告

- Evidence informing the 2020 market-value input; displayed series and growth include calculations: The official report's 2021 comparison identifies a substantial rebound from 2020, constraining the pandemic-recovery bridge.
- Evidence informing the 2021 market-value input; displayed series and growth include calculations: China reported xx.xx book copies or sheets in 2021, up xx.xx%; the report also distinguishes textbook output and reprints.

15. European Book Publishing Statistics 2023

- Evidence informing the 2022 market-value input; displayed series and growth include calculations: European net publisher revenue was approximately EUR xx.xx in 2022; the association describes paper-cost pressure and price-led growth.

16. Foreign Exchange Rates - G.5A Annual, January 5, 2026
    - Evidence informing base-year allocation inputs; displayed values and growth are calculated: Official annual-average exchange-rate methodology supports the frozen common-USD conversion convention; it does not measure service demand. ([federalreserve.gov](https://www.federalreserve.gov/releases/g5a/xx.xx/))
    - Evidence informing forecast-year allocation inputs; displayed values and growth are calculated: Official annual-average exchange-rate methodology supports the frozen common-USD conversion convention; it does not measure service demand. ([federalreserve.gov](https://www.federalreserve.gov/releases/g5a/xx.xx/))
    - Evidence informing base-year allocation inputs; displayed values and growth are calculated: The annual currency-conversion convention prevents mixing local-currency demand inputs with USD allocation weights. ([federalreserve.gov](https://www.federalreserve.gov/releases/g5a/xx.xx/))
    - Evidence informing forecast-year allocation inputs; displayed values and growth are calculated: The annual currency-conversion convention prevents mixing local-currency demand inputs with USD allocation weights. ([federalreserve.gov](https://www.federalreserve.gov/releases/g5a/xx.xx/))
17. GCC Statistical Center - Education Statistics 2024 announcement, March 23, 2026
    - Evidence informing base-year allocation inputs; displayed values and growth are calculated: Approximately xx.xx general-school pupils constrain the regional educational customer pool; national apportionment and monetization are assumed. ([gccstat.org](https://www.gccstat.org/news/xx.xx))
    - Evidence informing forecast-year allocation inputs; displayed values and growth are calculated: Approximately xx.xx general-school pupils constrain the regional educational customer pool; national apportionment and monetization are assumed. ([gccstat.org](https://www.gccstat.org/news/xx.xx))
18. South African Book Publishing Industry Survey 2023-2024
    - Evidence informing base-year allocation inputs; displayed values and growth are calculated: The transparent national publisher survey supplies a regional commercial comparator, not an observed African printing-service total. ([publishsa.co.za](https://publishsa.co.za/wp-content/uploads/2025/xx.xx/South-African-Book-Publishing-Industry-Survey-2023-2024.pdf))
    - Evidence informing forecast-year allocation inputs; displayed values and growth are calculated: The transparent national publisher survey supplies a regional commercial comparator, not an observed African printing-service total. ([publishsa.co.za](https://publishsa.co.za/wp-content/uploads/2025/xx.xx/South-African-Book-Publishing-Industry-Survey-2023-2024.pdf))
19. Ministry of Education - Press conference release, December 17, 2024
    - Evidence informing base-year allocation inputs; displayed values and growth are calculated: The announced increase in annual NCERT textbook printing from xx.xx to xx.xx supports an educational-demand mechanism, not realized supplier receipts or the modeled forecast share. ([education.gov.in](https://www.education.gov.in/sites/upload_files/mhrd/files/PIB%20releae%20of%20the%20Press%20Conference%20held%20today.pdf))
    - Evidence informing forecast-year allocation inputs; displayed values and growth are calculated: The announced increase in annual NCERT textbook printing from xx.xx to xx.xx supports an educational-demand mechanism, not realized supplier receipts or the modeled forecast share. ([education.gov.in](https://www.education.gov.in/sites/upload_files/mhrd/files/PIB%20releae%20of%20the%20Press%20Conference%20held%20today.pdf))
20. Global Connect - Ingram Content Group
    - Evidence informing base-year allocation inputs; displayed values and growth are calculated: Agreement-dependent network access does not quantify Brazilian commissions or guarantee institutional awards. ([resources.ingramcontent.com](https://resources.ingramcontent.com/publishers/global-connect))
    - Evidence informing forecast-year allocation inputs; displayed values and growth are calculated: Agreement-dependent network access does not quantify Brazilian commissions or guarantee institutional awards. ([resources.ingramcontent.com](https://resources.ingramcontent.com/publishers/global-connect))

21. Paperback and Hardcover Distribution Rights - Kindle Direct Publishing
    - Evidence informing base-year allocation inputs; displayed values and growth are calculated: The marketplace-specific physical-book distribution restriction is not evidence of zero Mexican printing and packaging demand. ([kdp.amazon.com](https://kdp.amazon.com/en_US/help/topic/G201834280))
    - Evidence informing forecast-year allocation inputs; displayed values and growth are calculated: The marketplace-specific physical-book distribution restriction is not evidence of zero Mexican printing and packaging demand. ([kdp.amazon.com](https://kdp.amazon.com/en_US/help/topic/G201834280))
22. News Corp - Form 10-K for the fiscal year ended June 30, 2025
    - Evidence informing base-year allocation inputs; displayed values and growth are calculated: The complementary frontlist population supports the launch-stock cohort after physical-format adjustments.
    - Evidence informing forecast-year allocation inputs; displayed values and growth are calculated: The complementary frontlist population supports the launch-stock cohort after physical-format adjustments.
23. News Corp - Form 10-K for the fiscal year ended June 30, 2026
    - Evidence informing forecast-year allocation inputs; displayed values and growth are calculated: The updated frontlist/backlist bridge changes the forecast planned-production weight; no 2032 share is disclosed.
24. Supply Chain - Clays
    - Evidence informing base-year allocation inputs; displayed values and growth are calculated: New-title consolidation and predictable annual backlist demand support retaining planned inventory commitments; short-run printing is explicitly not necessarily POD.
    - Evidence informing forecast-year allocation inputs; displayed values and growth are calculated: New-title consolidation and predictable annual backlist demand support retaining planned inventory commitments; short-run printing is explicitly not necessarily POD.
25. Shortage of NCERT textbooks - Rajya Sabha Unstarred Question No. 1941, December 17, 2025
    - Evidence informing base-year allocation inputs; displayed values and growth are calculated: Advance enrollment-based forecasting, academic-session readiness and a fiscal 2025-xx.xx plan for approximately xx.xx textbooks support a substantial calendar-driven stock cohort. The target is not realized production.
    - Evidence informing forecast-year allocation inputs; displayed values and growth are calculated: Advance enrollment-based forecasting, academic-session readiness and a fiscal 2025-xx.xx plan for approximately xx.xx textbooks support a substantial calendar-driven stock cohort. The target is not realized production.

13.2. Stock Replenishment

Table 221. Global Book Printing & Packaging Services Market Size, by Stock Replenishment, by Region, 2017-2040 (USD Million)

Region	2017	2024	2025	2026	2027	2032	2040	CAGR (%)
Africa	xx.xx	xx.xx	xx.xx	xx.xx	xx.xx	xx.xx	xx.xx	xx.xx
Asia-Pacific	xx.xx	xx.xx	xx.xx	xx.xx	xx.xx	xx.xx	xx.xx	xx.xx
Europe	xx.xx	xx.xx	xx.xx	xx.xx	xx.xx	xx.xx	xx.xx	xx.xx
Latin America	xx.xx	xx.xx	xx.xx	xx.xx	xx.xx	xx.xx	xx.xx	xx.xx
Middle East	xx.xx	xx.xx	xx.xx	xx.xx	xx.xx	xx.xx	xx.xx	xx.xx
North America	xx.xx	xx.xx	xx.xx	xx.xx	xx.xx	xx.xx	xx.xx	xx.xx
Total	**xx.xx**	**xx.xx**	**xx.xx**	**xx.xx**	**xx.xx**	**xx.xx**	**xx.xx**	**xx.xx**

Table 222. Global Book Printing & Packaging Services Market Size, by Stock Replenishment, by Group, 2017-2040 (USD Million)

Group	2017	2024	2025	2026	2027	2032	2040	CAGR (%)
ASEAN	xx.xx	xx.xx	xx.xx	xx.xx	xx.xx	xx.xx	xx.xx	xx.xx
BRICS	xx.xx	xx.xx	xx.xx	xx.xx	xx.xx	xx.xx	xx.xx	xx.xx
European Union	xx.xx	xx.xx	xx.xx	xx.xx	xx.xx	xx.xx	xx.xx	xx.xx
G7	xx.xx	xx.xx	xx.xx	xx.xx	xx.xx	xx.xx	xx.xx	xx.xx
GCC	xx.xx	xx.xx	xx.xx	xx.xx	xx.xx	xx.xx	xx.xx	xx.xx
NATO	xx.xx	xx.xx	xx.xx	xx.xx	xx.xx	xx.xx	xx.xx	xx.xx

Table 223. Global Book Printing & Packaging Services Market Size, by Stock Replenishment, by Country, 2017-2040 (USD Million)

Country	2017	2024	2025	2026	2027	2032	2040	CAGR (%)
Australia	xx.xx	xx.xx	xx.xx	xx.xx	xx.xx	xx.xx	xx.xx	xx.xx
Brazil	xx.xx	xx.xx	xx.xx	xx.xx	xx.xx	xx.xx	xx.xx	xx.xx
Canada	xx.xx	xx.xx	xx.xx	xx.xx	xx.xx	xx.xx	xx.xx	xx.xx
China	xx.xx	xx.xx	xx.xx	xx.xx	xx.xx	xx.xx	xx.xx	xx.xx
France	xx.xx	xx.xx	xx.xx	xx.xx	xx.xx	xx.xx	xx.xx	xx.xx
Germany	xx.xx	xx.xx	xx.xx	xx.xx	xx.xx	xx.xx	xx.xx	xx.xx
India	xx.xx	xx.xx	xx.xx	xx.xx	xx.xx	xx.xx	xx.xx	xx.xx
Italy	xx.xx	xx.xx	xx.xx	xx.xx	xx.xx	xx.xx	xx.xx	xx.xx
Japan	xx.xx	xx.xx	xx.xx	xx.xx	xx.xx	xx.xx	xx.xx	xx.xx
Mexico	xx.xx	xx.xx	xx.xx	xx.xx	xx.xx	xx.xx	xx.xx	xx.xx
Russia	xx.xx	xx.xx	xx.xx	xx.xx	xx.xx	xx.xx	xx.xx	xx.xx
South Korea	xx.xx	xx.xx	xx.xx	xx.xx	xx.xx	xx.xx	xx.xx	xx.xx
Spain	xx.xx	xx.xx	xx.xx	xx.xx	xx.xx	xx.xx	xx.xx	xx.xx
United Kingdom	xx.xx	xx.xx	xx.xx	xx.xx	xx.xx	xx.xx	xx.xx	xx.xx
United States	xx.xx	xx.xx	xx.xx	xx.xx	xx.xx	xx.xx	xx.xx	xx.xx
Others	xx.xx	xx.xx	xx.xx	xx.xx	xx.xx	xx.xx	xx.xx	xx.xx
Total	**xx.xx**	**xx.xx**	**xx.xx**	**xx.xx**	**xx.xx**	**xx.xx**	**xx.xx**	**xx.xx**

Sources & Evidence

1. U.S. Government Publishing Office - Organizational Transformation Evaluation, Report 22-06, May 19, 2022

   · Taxonomy evidence: A print-on-demand vendor is also described as replenishing stock in small quantities, showing why supplier terminology alone cannot determine the study's production-trigger allocation. ([oversight.gov](https://www.oversight.gov/sites/default/files/documents/reports/2022-xx.xx/GPOOTEReport-xx.xx-0619May2022Final.pdf))

   · Taxonomy evidence: The report describes using a print-on-demand vendor to replenish stock in small quantities, demonstrating that vendor terminology can encompass inventory replenishment. ([oversight.gov](https://www.oversight.gov/sites/default/files/documents/reports/2022-xx.xx/GPOOTEReport-xx.xx-0619May2022Final.pdf))

2. European Book Publishing Statistics 2024

   · Evidence informing the 2024 market-value input; displayed series and growth include calculations: European publishers reported approximately EUR xx.xx of net book-sales revenue in 2024. The disclosed ebook and audiobook proportions inform the modeled xx.xx% physical-book revenue proportion; publisher revenue is an input, not printing-service revenue.

   · Evidence informing the 2025 market-value input; displayed series and growth include calculations: The 2024 publisher-revenue and format observations provide the European demand input carried into the 2025 estimate.

   · Evidence informing base-year allocation inputs; displayed values and growth are calculated: EUR xx.xx of 2024 publisher revenue and weakening physical volumes constrain the European demand weight and forecast, not directly observed service shares. ([fep-fee.eu](https://www.fep-fee.eu/European-Book-Publishing-Statistics-2024))

   · Evidence informing forecast-year allocation inputs; displayed values and growth are calculated: EUR xx.xx of 2024 publisher revenue and weakening physical volumes constrain the European demand weight and forecast, not directly observed service shares. ([fep-fee.eu](https://www.fep-fee.eu/European-Book-Publishing-Statistics-2024))

3. The Global Publishing Industry in 2022

- Evidence informing the 2024 market-value input; displayed series and growth include calculations: Table xx.xx supplies country-level publishing revenues and identifies differences between retail-value, publisher-revenue, print-only and prior-year observations. Selected non-European country observations are adjusted for physical formats and period before estimating production spending.
- Evidence informing the 2025 market-value input; displayed series and growth include calculations: The selected country observations contribute to the demand pool underlying the 2025 working estimate. Nielsen retail datasets elsewhere in the publication are not used.
- Evidence informing base-year allocation inputs; displayed values and growth are calculated: Country revenue/format proxies constrain commissioning weights. ([wipo.int](https://www.wipo.int/edocs/pubdocs/en/wipo-pub-xx.xx-2023-xx.xx-en-the-global-publishing-industry-in-2022.pdf))
- Evidence informing forecast-year allocation inputs; displayed values and growth are calculated: Country revenue/format proxies constrain commissioning weights. ([wipo.int](https://www.wipo.int/edocs/pubdocs/en/wipo-pub-xx.xx-2023-xx.xx-en-the-global-publishing-industry-in-2022.pdf))
- Evidence informing base-year allocation inputs; displayed values and growth are calculated: Revenue and registration proxies constrain allocation. ([wipo.int](https://www.wipo.int/edocs/pubdocs/en/wipo-pub-xx.xx-2023-xx.xx-en-the-global-publishing-industry-in-2022.pdf))
- Evidence informing forecast-year allocation inputs; displayed values and growth are calculated: Revenue and registration proxies constrain allocation. ([wipo.int](https://www.wipo.int/edocs/pubdocs/en/wipo-pub-xx.xx-2023-xx.xx-en-the-global-publishing-industry-in-2022.pdf))
- Evidence informing base-year allocation inputs; displayed values and growth are calculated: Revenue, format and title proxies constrain allocation. ([wipo.int](https://www.wipo.int/edocs/pubdocs/en/wipo-pub-xx.xx-2023-xx.xx-en-the-global-publishing-industry-in-2022.pdf))
- Evidence informing forecast-year allocation inputs; displayed values and growth are calculated: Revenue, format and title proxies constrain allocation. ([wipo.int](https://www.wipo.int/edocs/pubdocs/en/wipo-pub-xx.xx-2023-xx.xx-en-the-global-publishing-industry-in-2022.pdf))
- Evidence informing base-year allocation inputs; displayed values and growth are calculated: Turkish revenue constrains regional commissioning scale. ([wipo.int](https://www.wipo.int/edocs/pubdocs/en/wipo-pub-xx.xx-2023-xx.xx-en-the-global-publishing-industry-in-2022.pdf))
- Evidence informing forecast-year allocation inputs; displayed values and growth are calculated: Turkish revenue constrains regional commissioning scale. ([wipo.int](https://www.wipo.int/edocs/pubdocs/en/wipo-pub-xx.xx-2023-xx.xx-en-the-global-publishing-industry-in-2022.pdf))
- Evidence informing base-year allocation inputs; displayed values and growth are calculated: Nigerian registration activity supplies a modeled-demand input. ([wipo.int](https://www.wipo.int/edocs/pubdocs/en/wipo-pub-xx.xx-2023-xx.xx-en-the-global-publishing-industry-in-2022.pdf))
- Evidence informing forecast-year allocation inputs; displayed values and growth are calculated: Nigerian registration activity supplies a modeled-demand input. ([wipo.int](https://www.wipo.int/edocs/pubdocs/en/wipo-pub-xx.xx-2023-xx.xx-en-the-global-publishing-industry-in-2022.pdf))
- Evidence informing base-year allocation inputs; displayed values and growth are calculated: Country revenue, format and registration proxies constrain allocation. ([wipo.int](https://www.wipo.int/edocs/pubdocs/en/wipo-pub-xx.xx-2023-xx.xx-en-the-global-publishing-industry-in-2022.pdf))
- Evidence informing forecast-year allocation inputs; displayed values and growth are calculated: Country revenue, format and registration proxies constrain allocation. ([wipo.int](https://www.wipo.int/edocs/pubdocs/en/wipo-pub-xx.xx-2023-xx.xx-en-the-global-publishing-industry-in-2022.pdf))
- Evidence informing base-year allocation inputs; displayed values and growth are calculated: Sector monetary inputs and valuation footnotes support the cohort denominator bridge used to model replenishment.
- Evidence informing forecast-year allocation inputs; displayed values and growth are calculated: Sector monetary inputs and valuation footnotes support the cohort denominator bridge used to model replenishment.

4. 2024 年新闻出版统计公报

   · Evidence informing the 2024 market-value input; displayed series and growth include calculations: For 2024, the official table reports xx.xx book copies or sheets and CNY xx.xx of book-publishing revenue. These constrain the demand bridge and historical contraction, rather than directly measuring printing-service sales.

   · Evidence informing the 2025 market-value input; displayed series and growth include calculations: The 2024 book-publishing observation supplies the Chinese demand primitive for the 2025 model.

   · Evidence informing base-year allocation inputs; displayed values and growth are calculated: 2024 book-publishing revenue of CNY xx.xx supplies the physical-demand proxy; reported output contraction qualifies growth assumptions. ([nppa.gov.cn](https://www.nppa.gov.cn/xxgk/fdzdgknr/tjxx/xx.xx/P020251218382424228218.pdf))

   · Evidence informing forecast-year allocation inputs; displayed values and growth are calculated: 2024 book-publishing revenue of CNY xx.xx supplies the physical-demand proxy; reported output contraction qualifies growth assumptions. ([nppa.gov.cn](https://www.nppa.gov.cn/xxgk/fdzdgknr/tjxx/xx.xx/P020251218382424228218.pdf))

   · Evidence informing base-year allocation inputs; displayed values and growth are calculated: The Chinese book-publishing observation is a major regional demand input, distinct from all printing and packaging industry revenue. ([nppa.gov.cn](https://www.nppa.gov.cn/xxgk/fdzdgknr/tjxx/xx.xx/P020251218382424228218.pdf))

   · Evidence informing forecast-year allocation inputs; displayed values and growth are calculated: The Chinese book-publishing observation is a major regional demand input, distinct from all printing and packaging industry revenue. ([nppa.gov.cn](https://www.nppa.gov.cn/xxgk/fdzdgknr/tjxx/xx.xx/P020251218382424228218.pdf))

5. Foreign Exchange Rates - G.5A Annual, January 5, 2026

   · Evidence informing the 2024 market-value input; displayed series and growth include calculations: The official 2024 annual-average conversion inputs are USD xx.xx per EUR, CNY xx.xx per USD and CAD xx.xx per USD.

   · Evidence informing the 2025 market-value input; displayed series and growth include calculations: The exchange-rate table establishes the conversion basis of the preceding-year demand inputs used in the 2025 estimate; subsequent effective-USD price assumptions are modeled separately.

6. Book publishing industry, 2024 - Statistics Canada

   · Evidence informing the 2024 market-value input; displayed series and growth include calculations: Canadian publishers reported CAD xx.xx of print sales outside the online category and CAD xx.xx of online print sales in 2024. Their sum, rather than total operating revenue, supplies the physical-book demand input.

   · Evidence informing the 2025 market-value input; displayed series and growth include calculations: Reported cost of goods sold of CAD xx.xx, up CAD xx.xx from 2022, supplies a cost-pressure cross-check, not a directly attributable printing-services total.

   · Evidence informing base-year allocation inputs; displayed values and growth are calculated: CAD xx.xx plus CAD xx.xx of print sales supplies a physical-book commissioning proxy; digital growth constrains the forecast mix. ([www150.statcan.gc.ca](https://www150.statcan.gc.ca/n1/daily-quotidien/xx.xx/dq260205b-eng.pdf))

   · Evidence informing forecast-year allocation inputs; displayed values and growth are calculated: CAD xx.xx plus CAD xx.xx of print sales supplies a physical-book commissioning proxy; digital growth constrains the forecast mix. ([www150.statcan.gc.ca](https://www150.statcan.gc.ca/n1/daily-quotidien/xx.xx/dq260205b-eng.pdf))

   · Evidence informing base-year allocation inputs; displayed values and growth are calculated: The Canadian physical-book input contributes to the North American demand index; it is publisher revenue, not service receipts. ([www150.statcan.gc.ca](https://www150.statcan.gc.ca/n1/daily-quotidien/xx.xx/dq260205b-eng.pdf))

   · Evidence informing forecast-year allocation inputs; displayed values and growth are calculated: The Canadian physical-book input contributes to the North American demand index; it is publisher revenue, not service receipts. ([www150.statcan.gc.ca](https://www150.statcan.gc.ca/n1/daily-quotidien/xx.xx/dq260205b-eng.pdf))

7. U.S. Census Bureau - Books Printing: Shipments, annual table
   - Evidence informing the 2017 market-value input; displayed series and growth include calculations: U.S. books-printing shipments were USD xx.xx in 2017; this is a national production anchor for the historical model.
   - Evidence informing the 2018 market-value input; displayed series and growth include calculations: U.S. books-printing shipments were USD xx.xx in 2018.
   - Evidence informing the 2019 market-value input; displayed series and growth include calculations: U.S. books-printing shipments were USD xx.xx in 2019.
   - Evidence informing the 2020 market-value input; displayed series and growth include calculations: U.S. books-printing shipments were USD xx.xx in 2020.
   - Evidence informing the 2021 market-value input; displayed series and growth include calculations: U.S. books-printing shipments were USD xx.xx in 2021.
   - Evidence informing the 2022 market-value input; displayed series and growth include calculations: U.S. books-printing shipments were USD xx.xx in 2022.
   - Evidence informing the 2024 market-value input; displayed series and growth include calculations: U.S. books-printing shipments were USD xx.xx in 2024. This national industrial measure is narrower than the composite global service boundary.
8. U.S. Census Bureau - Book Publishers, All Establishments: Revenue, annual table
   - Evidence informing the 2024 market-value input; displayed series and growth include calculations: The Census annual series reports USD xx.xx of U.S. book-publisher revenue for 2024. A modeled xx.xx% physical-book proportion excludes digital and other adjacent receipts.
   - Evidence informing the 2025 market-value input; displayed series and growth include calculations: The 2024 Census observation replaces an older survey-based U.S. revenue bridge in the demand pool underlying 2025.
   - Evidence informing base-year allocation inputs; displayed values and growth are calculated: The official Census revenue-series page defines the publisher-receipt measure underlying the retained U.S. input; the exact 2024 cell was not independently re-extracted. ([fred.stlouisfed.org](https://fred.stlouisfed.org/data/AIES51113RCT00US))
   - Evidence informing forecast-year allocation inputs; displayed values and growth are calculated: The official Census revenue-series page defines the publisher-receipt measure underlying the retained U.S. input; the exact 2024 cell was not independently re-extracted. ([fred.stlouisfed.org](https://fred.stlouisfed.org/data/AIES51113RCT00US))
9. Scholastic Corporation - Form 10-K for the year ended May 31, 2025
   - Evidence informing the 2024 market-value input; displayed series and growth include calculations: Scholastic's fiscal 2024 product, service, production and inventory-reserve costs were xx.xx% of revenue; postage, freight, shipping, fulfillment and other costs were xx.xx%. These broad categories constrain, but do not directly establish, eligible outsourced-service spending.
   - Evidence informing the 2025 market-value input; displayed series and growth include calculations: The corresponding fiscal 2025 proportions were xx.xx% and xx.xx%. Royalties and prepublication amortization are separately disclosed, allowing their exclusion from the service-market bridge.

10. CEWE achieves all targets in 2025 and aims to further increase revenue and earnings in 2026

- Evidence informing the 2025 market-value input; displayed series and growth include calculations: CEWE reported xx.xx CEWE PHOTOBOOK copies in 2025 versus xx.xx in 2024, supporting a positive specialty-book volume assumption without establishing global adoption.
- Evidence informing the 2026 market-value input; displayed series and growth include calculations: Observed 2025 photobook growth informs the specialty-demand assumption for 2026; the market value remains modeled.
- Evidence informing the 2032 market-value input; displayed series and growth include calculations: The observed specialty-book activity is a starting condition for the forecast, not independent proof of continued growth through 2032.
- Evidence informing the 2040 market-value input; displayed series and growth include calculations: The forecast explicitly slows specialty-demand growth after 2032; this source supplies the initial commercial observation, not the long-term growth rate.
- Evidence informing base-year allocation inputs; displayed values and growth are calculated: Company photobook activity constrains the materiality of specialty commissions; it does not establish the modeled European specialty multiplier or continued growth through 2032. ([ir.cewe.de](https://ir.cewe.de/en/news/cewe-achieves-all-targets-in-2025-and-aims-to-further-increase-revenue-and-earnings-in/70292c17-c943-xx.xx-bd11-4323b6ce54d8))
- Evidence informing forecast-year allocation inputs; displayed values and growth are calculated: Company photobook activity constrains the materiality of specialty commissions; it does not establish the modeled European specialty multiplier or continued growth through 2032. ([ir.cewe.de](https://ir.cewe.de/en/news/cewe-achieves-all-targets-in-2025-and-aims-to-further-increase-revenue-and-earnings-in/70292c17-c943-xx.xx-bd11-4323b6ce54d8))

11. Paperback Printing Cost - Kindle Direct Publishing

- Evidence informing the 2025 market-value input; displayed series and growth include calculations: The inspected U.S. paperback schedule charges USD xx.xx plus USD xx.xx per page for the specified regular-trim black-ink category. It provides a contemporary commercial price comparison for the assumed USD xx.xx self-publishing production receipt, not an observed historical price or volume.
- Evidence informing the 2026 market-value input; displayed series and growth include calculations: The schedule distinguishes printing charges from royalties and retail list prices, supporting the production-receipt boundary used in the estimate.

12. European Book Publishing Statistics 2017

- Evidence informing the 2017 market-value input; displayed series and growth include calculations: The association's primary survey reports approximately EUR xx.xx of European net publisher revenue for 2017, constraining the pre-pandemic demand level.

13. European Book Publishing Statistics 2019

- Evidence informing the 2018 market-value input; displayed series and growth include calculations: The association reports approximately EUR xx.xx of publisher revenue for 2018.
- Evidence informing the 2019 market-value input; displayed series and growth include calculations: The association reports approximately EUR xx.xx for 2019 and identifies a questionnaire change that limits exact comparability with earlier observations.

14. 2021 年新闻出版产业分析报告

- Evidence informing the 2020 market-value input; displayed series and growth include calculations: The official report's 2021 comparison identifies a substantial rebound from 2020, constraining the pandemic-recovery bridge.
- Evidence informing the 2021 market-value input; displayed series and growth include calculations: China reported xx.xx book copies or sheets in 2021, up xx.xx%; the report also distinguishes textbook output and reprints.

15. European Book Publishing Statistics 2023

- Evidence informing the 2022 market-value input; displayed series and growth include calculations: European net publisher revenue was approximately EUR xx.xx in 2022; the association describes paper-cost pressure and price-led growth.

16. Foreign Exchange Rates - G.5A Annual, January 5, 2026
    - Evidence informing base-year allocation inputs; displayed values and growth are calculated: Official annual-average exchange-rate methodology supports the frozen common-USD conversion convention; it does not measure service demand. ([federalreserve.gov](https://www.federalreserve.gov/releases/g5a/xx.xx/))
    - Evidence informing forecast-year allocation inputs; displayed values and growth are calculated: Official annual-average exchange-rate methodology supports the frozen common-USD conversion convention; it does not measure service demand. ([federalreserve.gov](https://www.federalreserve.gov/releases/g5a/xx.xx/))
    - Evidence informing base-year allocation inputs; displayed values and growth are calculated: The annual currency-conversion convention prevents mixing local-currency demand inputs with USD allocation weights. ([federalreserve.gov](https://www.federalreserve.gov/releases/g5a/xx.xx/))
    - Evidence informing forecast-year allocation inputs; displayed values and growth are calculated: The annual currency-conversion convention prevents mixing local-currency demand inputs with USD allocation weights. ([federalreserve.gov](https://www.federalreserve.gov/releases/g5a/xx.xx/))
17. GCC Statistical Center - Education Statistics 2024 announcement, March 23, 2026
    - Evidence informing base-year allocation inputs; displayed values and growth are calculated: Approximately xx.xx general-school pupils constrain the regional educational customer pool; national apportionment and monetization are assumed. ([gccstat.org](https://www.gccstat.org/news/xx.xx))
    - Evidence informing forecast-year allocation inputs; displayed values and growth are calculated: Approximately xx.xx general-school pupils constrain the regional educational customer pool; national apportionment and monetization are assumed. ([gccstat.org](https://www.gccstat.org/news/xx.xx))
18. South African Book Publishing Industry Survey 2023-2024
    - Evidence informing base-year allocation inputs; displayed values and growth are calculated: The transparent national publisher survey supplies a regional commercial comparator, not an observed African printing-service total. ([publishsa.co.za](https://publishsa.co.za/wp-content/uploads/2025/xx.xx/South-African-Book-Publishing-Industry-Survey-2023-2024.pdf))
    - Evidence informing forecast-year allocation inputs; displayed values and growth are calculated: The transparent national publisher survey supplies a regional commercial comparator, not an observed African printing-service total. ([publishsa.co.za](https://publishsa.co.za/wp-content/uploads/2025/xx.xx/South-African-Book-Publishing-Industry-Survey-2023-2024.pdf))
19. Ministry of Education - Press conference release, December 17, 2024
    - Evidence informing base-year allocation inputs; displayed values and growth are calculated: The announced increase in annual NCERT textbook printing from xx.xx to xx.xx supports an educational-demand mechanism, not realized supplier receipts or the modeled forecast share. ([education.gov.in](https://www.education.gov.in/sites/upload_files/mhrd/files/PIB%20releae%20of%20the%20Press%20Conference%20held%20today.pdf))
    - Evidence informing forecast-year allocation inputs; displayed values and growth are calculated: The announced increase in annual NCERT textbook printing from xx.xx to xx.xx supports an educational-demand mechanism, not realized supplier receipts or the modeled forecast share. ([education.gov.in](https://www.education.gov.in/sites/upload_files/mhrd/files/PIB%20releae%20of%20the%20Press%20Conference%20held%20today.pdf))
20. Global Connect - Ingram Content Group
    - Evidence informing base-year allocation inputs; displayed values and growth are calculated: Agreement-dependent network access does not quantify Brazilian commissions or guarantee institutional awards. ([resources.ingramcontent.com](https://resources.ingramcontent.com/publishers/global-connect))
    - Evidence informing forecast-year allocation inputs; displayed values and growth are calculated: Agreement-dependent network access does not quantify Brazilian commissions or guarantee institutional awards. ([resources.ingramcontent.com](https://resources.ingramcontent.com/publishers/global-connect))

21. Paperback and Hardcover Distribution Rights - Kindle Direct Publishing
    - Evidence informing base-year allocation inputs; displayed values and growth are calculated: The marketplace-specific physical-book distribution restriction is not evidence of zero Mexican printing and packaging demand. ([kdp.amazon.com](https://kdp.amazon.com/en_US/help/topic/G201834280))
    - Evidence informing forecast-year allocation inputs; displayed values and growth are calculated: The marketplace-specific physical-book distribution restriction is not evidence of zero Mexican printing and packaging demand. ([kdp.amazon.com](https://kdp.amazon.com/en_US/help/topic/G201834280))
22. News Corp - Form 10-K for the fiscal year ended June 30, 2025
    - Evidence informing base-year allocation inputs; displayed values and growth are calculated: The disclosed backlist mix constrains recurring-title demand; its division into replenishment and POD remains modeled.
    - Evidence informing forecast-year allocation inputs; displayed values and growth are calculated: The disclosed backlist mix constrains recurring-title demand; its division into replenishment and POD remains modeled.
23. News Corp - Form 10-K for the fiscal year ended June 30, 2026
    - Evidence informing forecast-year allocation inputs; displayed values and growth are calculated: The updated catalog mix changes the forecast population available for repeat inventory releases.
24. Supply Chain - Clays
    - Evidence informing base-year allocation inputs; displayed values and growth are calculated: Clays describes differentiated backlist arrangements and stock visibility, supporting a separate inventory-replenishment cohort without establishing its numerical prevalence.
    - Evidence informing forecast-year allocation inputs; displayed values and growth are calculated: Clays describes differentiated backlist arrangements and stock visibility, supporting a separate inventory-replenishment cohort without establishing its numerical prevalence.
25. Smart Backlist Management: When to Hold and When to Print-on-Demand
    - Evidence informing base-year allocation inputs; displayed values and growth are calculated: A disclosed customer example uses a stock threshold to trigger a 2,000-copy replenishment order. It establishes the commercial mechanism, not a market-wide share.
    - Evidence informing forecast-year allocation inputs; displayed values and growth are calculated: A disclosed customer example uses a stock threshold to trigger a 2,000-copy replenishment order. It establishes the commercial mechanism, not a market-wide share.
26. Shortage of NCERT textbooks - Rajya Sabha Unstarred Question No. 1941, December 17, 2025
    - Evidence informing base-year allocation inputs; displayed values and growth are calculated: Phased supply and inventory monitoring support distinguishing ongoing availability obligations from individual-recipient POD, without quantifying replenishment's global prevalence.
    - Evidence informing forecast-year allocation inputs; displayed values and growth are calculated: Phased supply and inventory monitoring support distinguishing ongoing availability obligations from individual-recipient POD, without quantifying replenishment's global prevalence.

13.3. Print-on-Demand

Table 224. Global Book Printing & Packaging Services Market Size, by Print-on-Demand, by Region, 2017-2040 (USD Million)

Region	2017	2024	2025	2026	2027	2032	2040	CAGR (%)
Africa	xx.xx	xx.xx	xx.xx	xx.xx	xx.xx	xx.xx	xx.xx	xx.xx
Asia-Pacific	xx.xx	xx.xx	xx.xx	xx.xx	xx.xx	xx.xx	xx.xx	xx.xx
Europe	xx.xx	xx.xx	xx.xx	xx.xx	xx.xx	xx.xx	xx.xx	xx.xx
Latin America	xx.xx	xx.xx	xx.xx	xx.xx	xx.xx	xx.xx	xx.xx	xx.xx
Middle East	xx.xx	xx.xx	xx.xx	xx.xx	xx.xx	xx.xx	xx.xx	xx.xx
North America	xx.xx	xx.xx	xx.xx	xx.xx	xx.xx	xx.xx	xx.xx	xx.xx
Total	**xx.xx**	**xx.xx**	**xx.xx**	**xx.xx**	**xx.xx**	**xx.xx**	**xx.xx**	**xx.xx**

Table 225. Global Book Printing & Packaging Services Market Size, by Print-on-Demand, by Group, 2017-2040 (USD Million)

Group	2017	2024	2025	2026	2027	2032	2040	CAGR (%)
ASEAN	xx.xx	xx.xx	xx.xx	xx.xx	xx.xx	xx.xx	xx.xx	xx.xx
BRICS	xx.xx	xx.xx	xx.xx	xx.xx	xx.xx	xx.xx	xx.xx	xx.xx
European Union	xx.xx	xx.xx	xx.xx	xx.xx	xx.xx	xx.xx	xx.xx	xx.xx
G7	xx.xx	xx.xx	xx.xx	xx.xx	xx.xx	xx.xx	xx.xx	xx.xx
GCC	xx.xx	xx.xx	xx.xx	xx.xx	xx.xx	xx.xx	xx.xx	xx.xx
NATO	xx.xx	xx.xx	xx.xx	xx.xx	xx.xx	xx.xx	xx.xx	xx.xx

Table 226. Global Book Printing & Packaging Services Market Size, by Print-on-Demand, by Country, 2017-2040 (USD Million)

Country	2017	2024	2025	2026	2027	2032	2040	CAGR (%)
Australia	xx.xx	xx.xx	xx.xx	xx.xx	xx.xx	xx.xx	xx.xx	xx.xx
Brazil	xx.xx	xx.xx	xx.xx	xx.xx	xx.xx	xx.xx	xx.xx	xx.xx
Canada	xx.xx	xx.xx	xx.xx	xx.xx	xx.xx	xx.xx	xx.xx	xx.xx
China	xx.xx	xx.xx	xx.xx	xx.xx	xx.xx	xx.xx	xx.xx	xx.xx
France	xx.xx	xx.xx	xx.xx	xx.xx	xx.xx	xx.xx	xx.xx	xx.xx
Germany	xx.xx	xx.xx	xx.xx	xx.xx	xx.xx	xx.xx	xx.xx	xx.xx
India	xx.xx	xx.xx	xx.xx	xx.xx	xx.xx	xx.xx	xx.xx	xx.xx
Italy	xx.xx	xx.xx	xx.xx	xx.xx	xx.xx	xx.xx	xx.xx	xx.xx
Japan	xx.xx	xx.xx	xx.xx	xx.xx	xx.xx	xx.xx	xx.xx	xx.xx
Mexico	xx.xx	xx.xx	xx.xx	xx.xx	xx.xx	xx.xx	xx.xx	xx.xx
Russia	xx.xx	xx.xx	xx.xx	xx.xx	xx.xx	xx.xx	xx.xx	xx.xx
South Korea	xx.xx	xx.xx	xx.xx	xx.xx	xx.xx	xx.xx	xx.xx	xx.xx
Spain	xx.xx	xx.xx	xx.xx	xx.xx	xx.xx	xx.xx	xx.xx	xx.xx
United Kingdom	xx.xx	xx.xx	xx.xx	xx.xx	xx.xx	xx.xx	xx.xx	xx.xx
United States	xx.xx	xx.xx	xx.xx	xx.xx	xx.xx	xx.xx	xx.xx	xx.xx
Others	xx.xx	xx.xx	xx.xx	xx.xx	xx.xx	xx.xx	xx.xx	xx.xx
Total	**xx.xx**	**xx.xx**	**xx.xx**	**xx.xx**	**xx.xx**	**xx.xx**	**xx.xx**	**xx.xx**

Sources & Evidence

1. U.S. Government Publishing Office - Organizational Transformation Evaluation, Report 22-06, May 19, 2022

   · Taxonomy evidence: A footnote describes print-on-demand as production after an order is placed, avoiding stock for that fulfillment arrangement. ([oversight.gov](https://www.oversight.gov/sites/default/files/documents/reports/2022-xx.xx/GPOOTEReport-xx.xx-0619May2022Final.pdf))

   · Taxonomy evidence: The report defines print-on-demand as printing after an order is placed, without maintaining stock for that order-fulfillment model. ([oversight.gov](https://www.oversight.gov/sites/default/files/documents/reports/2022-xx.xx/GPOOTEReport-xx.xx-0619May2022Final.pdf))

2. Library of Congress, National Library Service - Braille on Demand

   · Taxonomy evidence: The inspected program page offers hard-copy braille books in response to individual patron requests, corroborating request-triggered physical-book output. It does not establish the quantity or billing of each manufacturing release. ([loc.gov](https://www.loc.gov/nls/services-and-resources/braille-on-demand/))

3. European Book Publishing Statistics 2024

- Evidence informing the 2024 market-value input; displayed series and growth include calculations: European publishers reported approximately EUR xx.xx of net book-sales revenue in 2024. The disclosed ebook and audiobook proportions inform the modeled xx.xx% physical-book revenue proportion; publisher revenue is an input, not printing-service revenue.
- Evidence informing the 2025 market-value input; displayed series and growth include calculations: The 2024 publisher-revenue and format observations provide the European demand input carried into the 2025 estimate.
- Evidence informing base-year allocation inputs; displayed values and growth are calculated: EUR xx.xx of 2024 publisher revenue and weakening physical volumes constrain the European demand weight and forecast, not directly observed service shares.
([fep-fee.eu](https://www.fep-fee.eu/European-Book-Publishing-Statistics-2024))
- Evidence informing forecast-year allocation inputs; displayed values and growth are calculated: EUR xx.xx of 2024 publisher revenue and weakening physical volumes constrain the European demand weight and forecast, not directly observed service shares.
([fep-fee.eu](https://www.fep-fee.eu/European-Book-Publishing-Statistics-2024))

4. The Global Publishing Industry in 2022

- Evidence informing the 2024 market-value input; displayed series and growth include calculations: Table xx.xx supplies country-level publishing revenues and identifies differences between retail-value, publisher-revenue, print-only and prior-year observations. Selected non-European country observations are adjusted for physical formats and period before estimating production spending.
- Evidence informing the 2025 market-value input; displayed series and growth include calculations: The selected country observations contribute to the demand pool underlying the 2025 working estimate. Nielsen retail datasets elsewhere in the publication are not used.
- Evidence informing base-year allocation inputs; displayed values and growth are calculated: Country revenue/format proxies constrain commissioning weights. ([wipo.int](https://www.wipo.int/edocs/pubdocs/en/wipo-pub-xx.xx-2023-xx.xx-en-the-global-publishing-industry-in-2022.pdf))
- Evidence informing forecast-year allocation inputs; displayed values and growth are calculated: Country revenue/format proxies constrain commissioning weights. ([wipo.int](https://www.wipo.int/edocs/pubdocs/en/wipo-pub-xx.xx-2023-xx.xx-en-the-global-publishing-industry-in-2022.pdf))
- Evidence informing base-year allocation inputs; displayed values and growth are calculated: Revenue and registration proxies constrain allocation. ([wipo.int](https://www.wipo.int/edocs/pubdocs/en/wipo-pub-xx.xx-2023-xx.xx-en-the-global-publishing-industry-in-2022.pdf))
- Evidence informing forecast-year allocation inputs; displayed values and growth are calculated: Revenue and registration proxies constrain allocation. ([wipo.int](https://www.wipo.int/edocs/pubdocs/en/wipo-pub-xx.xx-2023-xx.xx-en-the-global-publishing-industry-in-2022.pdf))
- Evidence informing base-year allocation inputs; displayed values and growth are calculated: Revenue, format and title proxies constrain allocation. ([wipo.int](https://www.wipo.int/edocs/pubdocs/en/wipo-pub-xx.xx-2023-xx.xx-en-the-global-publishing-industry-in-2022.pdf))
- Evidence informing forecast-year allocation inputs; displayed values and growth are calculated: Revenue, format and title proxies constrain allocation. ([wipo.int](https://www.wipo.int/edocs/pubdocs/en/wipo-pub-xx.xx-2023-xx.xx-en-the-global-publishing-industry-in-2022.pdf))
- Evidence informing base-year allocation inputs; displayed values and growth are calculated: Turkish revenue constrains regional commissioning scale. ([wipo.int](https://www.wipo.int/edocs/pubdocs/en/wipo-pub-xx.xx-2023-xx.xx-en-the-global-publishing-industry-in-2022.pdf))
- Evidence informing forecast-year allocation inputs; displayed values and growth are calculated: Turkish revenue constrains regional commissioning scale. ([wipo.int](https://www.wipo.int/edocs/pubdocs/en/wipo-pub-xx.xx-2023-xx.xx-en-the-global-publishing-industry-in-2022.pdf))
- Evidence informing base-year allocation inputs; displayed values and growth are calculated: Nigerian registration activity supplies a modeled-demand input. ([wipo.int](https://www.wipo.int/edocs/pubdocs/en/wipo-pub-xx.xx-2023-xx.xx-en-the-global-publishing-industry-in-2022.pdf))
- Evidence informing forecast-year allocation inputs; displayed values and growth are calculated: Nigerian registration activity supplies a modeled-demand input. ([wipo.int](https://www.wipo.int/edocs/pubdocs/en/wipo-pub-xx.xx-2023-xx.xx-en-the-global-publishing-industry-in-2022.pdf))
- Evidence informing base-year allocation inputs; displayed values and growth are calculated: Country revenue, format and registration proxies constrain allocation. ([wipo.int](https://www.wipo.int/edocs/pubdocs/en/wipo-pub-xx.xx-2023-xx.xx-en-the-global-publishing-industry-in-2022.pdf))
- Evidence informing forecast-year allocation inputs; displayed values and growth are calculated: Country revenue, format and registration proxies constrain allocation. ([wipo.int](https://www.wipo.int/edocs/pubdocs/en/wipo-pub-xx.xx-2023-xx.xx-en-the-global-publishing-industry-in-2022.pdf))
- Evidence informing base-year allocation inputs; displayed values and growth are calculated: Primary sector revenue columns support the scope-adjusted education/trade spending proxy used in the POD model, not a directly reported POD share.
- Evidence informing forecast-year allocation inputs; displayed values and growth are calculated: Primary sector revenue columns support the scope-adjusted education/trade spending proxy used in the POD model, not a directly reported POD share.

5. 2024 年新闻出版统计公报

   · Evidence informing the 2024 market-value input; displayed series and growth include calculations: For 2024, the official table reports xx.xx book copies or sheets and CNY xx.xx of book-publishing revenue. These constrain the demand bridge and historical contraction, rather than directly measuring printing-service sales.

   · Evidence informing the 2025 market-value input; displayed series and growth include calculations: The 2024 book-publishing observation supplies the Chinese demand primitive for the 2025 model.

   · Evidence informing base-year allocation inputs; displayed values and growth are calculated: 2024 book-publishing revenue of CNY xx.xx supplies the physical-demand proxy; reported output contraction qualifies growth assumptions. ([nppa.gov.cn](https://www.nppa.gov.cn/xxgk/fdzdgknr/tjxx/xx.xx/P020251218382424228218.pdf))

   · Evidence informing forecast-year allocation inputs; displayed values and growth are calculated: 2024 book-publishing revenue of CNY xx.xx supplies the physical-demand proxy; reported output contraction qualifies growth assumptions. ([nppa.gov.cn](https://www.nppa.gov.cn/xxgk/fdzdgknr/tjxx/xx.xx/P020251218382424228218.pdf))

   · Evidence informing base-year allocation inputs; displayed values and growth are calculated: The Chinese book-publishing observation is a major regional demand input, distinct from all printing and packaging industry revenue. ([nppa.gov.cn](https://www.nppa.gov.cn/xxgk/fdzdgknr/tjxx/xx.xx/P020251218382424228218.pdf))

   · Evidence informing forecast-year allocation inputs; displayed values and growth are calculated: The Chinese book-publishing observation is a major regional demand input, distinct from all printing and packaging industry revenue. ([nppa.gov.cn](https://www.nppa.gov.cn/xxgk/fdzdgknr/tjxx/xx.xx/P020251218382424228218.pdf))

6. Foreign Exchange Rates - G.5A Annual, January 5, 2026

   · Evidence informing the 2024 market-value input; displayed series and growth include calculations: The official 2024 annual-average conversion inputs are USD xx.xx per EUR, CNY xx.xx per USD and CAD xx.xx per USD.

   · Evidence informing the 2025 market-value input; displayed series and growth include calculations: The exchange-rate table establishes the conversion basis of the preceding-year demand inputs used in the 2025 estimate; subsequent effective-USD price assumptions are modeled separately.

7. Book publishing industry, 2024 - Statistics Canada

   · Evidence informing the 2024 market-value input; displayed series and growth include calculations: Canadian publishers reported CAD xx.xx of print sales outside the online category and CAD xx.xx of online print sales in 2024. Their sum, rather than total operating revenue, supplies the physical-book demand input.

   · Evidence informing the 2025 market-value input; displayed series and growth include calculations: Reported cost of goods sold of CAD xx.xx, up CAD xx.xx from 2022, supplies a cost-pressure cross-check, not a directly attributable printing-services total.

   · Evidence informing base-year allocation inputs; displayed values and growth are calculated: CAD xx.xx plus CAD xx.xx of print sales supplies a physical-book commissioning proxy; digital growth constrains the forecast mix. ([www150.statcan.gc.ca](https://www150.statcan.gc.ca/n1/daily-quotidien/xx.xx/dq260205b-eng.pdf))

   · Evidence informing forecast-year allocation inputs; displayed values and growth are calculated: CAD xx.xx plus CAD xx.xx of print sales supplies a physical-book commissioning proxy; digital growth constrains the forecast mix. ([www150.statcan.gc.ca](https://www150.statcan.gc.ca/n1/daily-quotidien/xx.xx/dq260205b-eng.pdf))

   · Evidence informing base-year allocation inputs; displayed values and growth are calculated: The Canadian physical-book input contributes to the North American demand index; it is publisher revenue, not service receipts. ([www150.statcan.gc.ca](https://www150.statcan.gc.ca/n1/daily-quotidien/xx.xx/dq260205b-eng.pdf))

   · Evidence informing forecast-year allocation inputs; displayed values and growth are calculated: The Canadian physical-book input contributes to the North American demand index; it is publisher revenue, not service receipts. ([www150.statcan.gc.ca](https://www150.statcan.gc.ca/n1/daily-quotidien/xx.xx/dq260205b-eng.pdf))

8. U.S. Census Bureau - Books Printing: Shipments, annual table
   - Evidence informing the 2017 market-value input; displayed series and growth include calculations: U.S. books-printing shipments were USD xx.xx in 2017; this is a national production anchor for the historical model.
   - Evidence informing the 2018 market-value input; displayed series and growth include calculations: U.S. books-printing shipments were USD xx.xx in 2018.
   - Evidence informing the 2019 market-value input; displayed series and growth include calculations: U.S. books-printing shipments were USD xx.xx in 2019.
   - Evidence informing the 2020 market-value input; displayed series and growth include calculations: U.S. books-printing shipments were USD xx.xx in 2020.
   - Evidence informing the 2021 market-value input; displayed series and growth include calculations: U.S. books-printing shipments were USD xx.xx in 2021.
   - Evidence informing the 2022 market-value input; displayed series and growth include calculations: U.S. books-printing shipments were USD xx.xx in 2022.
   - Evidence informing the 2024 market-value input; displayed series and growth include calculations: U.S. books-printing shipments were USD xx.xx in 2024. This national industrial measure is narrower than the composite global service boundary.
9. U.S. Census Bureau - Book Publishers, All Establishments: Revenue, annual table
   - Evidence informing the 2024 market-value input; displayed series and growth include calculations: The Census annual series reports USD xx.xx of U.S. book-publisher revenue for 2024. A modeled xx.xx% physical-book proportion excludes digital and other adjacent receipts.
   - Evidence informing the 2025 market-value input; displayed series and growth include calculations: The 2024 Census observation replaces an older survey-based U.S. revenue bridge in the demand pool underlying 2025.
   - Evidence informing base-year allocation inputs; displayed values and growth are calculated: The official Census revenue-series page defines the publisher-receipt measure underlying the retained U.S. input; the exact 2024 cell was not independently re-extracted. ([fred.stlouisfed.org](https://fred.stlouisfed.org/data/AIES51113RCT00US))
   - Evidence informing forecast-year allocation inputs; displayed values and growth are calculated: The official Census revenue-series page defines the publisher-receipt measure underlying the retained U.S. input; the exact 2024 cell was not independently re-extracted. ([fred.stlouisfed.org](https://fred.stlouisfed.org/data/AIES51113RCT00US))
10. Scholastic Corporation - Form 10-K for the year ended May 31, 2025
    - Evidence informing the 2024 market-value input; displayed series and growth include calculations: Scholastic's fiscal 2024 product, service, production and inventory-reserve costs were xx.xx% of revenue; postage, freight, shipping, fulfillment and other costs were xx.xx%. These broad categories constrain, but do not directly establish, eligible outsourced-service spending.
    - Evidence informing the 2025 market-value input; displayed series and growth include calculations: The corresponding fiscal 2025 proportions were xx.xx% and xx.xx%. Royalties and prepublication amortization are separately disclosed, allowing their exclusion from the service-market bridge.

11. CEWE achieves all targets in 2025 and aims to further increase revenue and earnings in 2026
    - Evidence informing the 2025 market-value input; displayed series and growth include calculations: CEWE reported xx.xx CEWE PHOTOBOOK copies in 2025 versus xx.xx in 2024, supporting a positive specialty-book volume assumption without establishing global adoption.
    - Evidence informing the 2026 market-value input; displayed series and growth include calculations: Observed 2025 photobook growth informs the specialty-demand assumption for 2026; the market value remains modeled.
    - Evidence informing the 2032 market-value input; displayed series and growth include calculations: The observed specialty-book activity is a starting condition for the forecast, not independent proof of continued growth through 2032.
    - Evidence informing the 2040 market-value input; displayed series and growth include calculations: The forecast explicitly slows specialty-demand growth after 2032; this source supplies the initial commercial observation, not the long-term growth rate.
    - Evidence informing base-year allocation inputs; displayed values and growth are calculated: Company photobook activity constrains the materiality of specialty commissions; it does not establish the modeled European specialty multiplier or continued growth through 2032. ([ir.cewe.de](https://ir.cewe.de/en/news/cewe-achieves-all-targets-in-2025-and-aims-to-further-increase-revenue-and-earnings-in/70292c17-c943-xx.xx-bd11-4323b6ce54d8))
    - Evidence informing forecast-year allocation inputs; displayed values and growth are calculated: Company photobook activity constrains the materiality of specialty commissions; it does not establish the modeled European specialty multiplier or continued growth through 2032. ([ir.cewe.de](https://ir.cewe.de/en/news/cewe-achieves-all-targets-in-2025-and-aims-to-further-increase-revenue-and-earnings-in/70292c17-c943-xx.xx-bd11-4323b6ce54d8))
    - Evidence informing base-year allocation inputs; displayed values and growth are calculated: CEWE reported xx.xx photobooks for 2025 versus xx.xx for 2024 and guided to xx.xx-xx.xx for 2026. These constrain personalized-book activity and maturation, not global POD share.
    - Evidence informing forecast-year allocation inputs; displayed values and growth are calculated: CEWE reported xx.xx photobooks for 2025 versus xx.xx for 2024 and guided to xx.xx-xx.xx for 2026. These constrain personalized-book activity and maturation, not global POD share.
12. Paperback Printing Cost - Kindle Direct Publishing
    - Evidence informing the 2025 market-value input; displayed series and growth include calculations: The inspected U.S. paperback schedule charges USD xx.xx plus USD xx.xx per page for the specified regular-trim black-ink category. It provides a contemporary commercial price comparison for the assumed USD xx.xx self-publishing production receipt, not an observed historical price or volume.
    - Evidence informing the 2026 market-value input; displayed series and growth include calculations: The schedule distinguishes printing charges from royalties and retail list prices, supporting the production-receipt boundary used in the estimate.
13. European Book Publishing Statistics 2017
    - Evidence informing the 2017 market-value input; displayed series and growth include calculations: The association's primary survey reports approximately EUR xx.xx of European net publisher revenue for 2017, constraining the pre-pandemic demand level.
14. European Book Publishing Statistics 2019
    - Evidence informing the 2018 market-value input; displayed series and growth include calculations: The association reports approximately EUR xx.xx of publisher revenue for 2018.
    - Evidence informing the 2019 market-value input; displayed series and growth include calculations: The association reports approximately EUR xx.xx for 2019 and identifies a questionnaire change that limits exact comparability with earlier observations.

15. 2021 年新闻出版产业分析报告

- Evidence informing the 2020 market-value input; displayed series and growth include calculations: The official report's 2021 comparison identifies a substantial rebound from 2020, constraining the pandemic-recovery bridge.
- Evidence informing the 2021 market-value input; displayed series and growth include calculations: China reported xx.xx book copies or sheets in 2021, up xx.xx%; the report also distinguishes textbook output and reprints.

16. European Book Publishing Statistics 2023

- Evidence informing the 2022 market-value input; displayed series and growth include calculations: European net publisher revenue was approximately EUR xx.xx in 2022; the association describes paper-cost pressure and price-led growth.

17. Foreign Exchange Rates - G.5A Annual, January 5, 2026

- Evidence informing base-year allocation inputs; displayed values and growth are calculated: Official annual-average exchange-rate methodology supports the frozen common-USD conversion convention; it does not measure service demand. ([federalreserve.gov](https://www.federalreserve.gov/releases/g5a/xx.xx/))
- Evidence informing forecast-year allocation inputs; displayed values and growth are calculated: Official annual-average exchange-rate methodology supports the frozen common-USD conversion convention; it does not measure service demand. ([federalreserve.gov](https://www.federalreserve.gov/releases/g5a/xx.xx/))
- Evidence informing base-year allocation inputs; displayed values and growth are calculated: The annual currency-conversion convention prevents mixing local-currency demand inputs with USD allocation weights. ([federalreserve.gov](https://www.federalreserve.gov/releases/g5a/xx.xx/))
- Evidence informing forecast-year allocation inputs; displayed values and growth are calculated: The annual currency-conversion convention prevents mixing local-currency demand inputs with USD allocation weights. ([federalreserve.gov](https://www.federalreserve.gov/releases/g5a/xx.xx/))

18. GCC Statistical Center - Education Statistics 2024 announcement, March 23, 2026

- Evidence informing base-year allocation inputs; displayed values and growth are calculated: Approximately xx.xx general-school pupils constrain the regional educational customer pool; national apportionment and monetization are assumed. ([gccstat.org](https://www.gccstat.org/news/xx.xx))
- Evidence informing forecast-year allocation inputs; displayed values and growth are calculated: Approximately xx.xx general-school pupils constrain the regional educational customer pool; national apportionment and monetization are assumed. ([gccstat.org](https://www.gccstat.org/news/xx.xx))

19. South African Book Publishing Industry Survey 2023-2024

- Evidence informing base-year allocation inputs; displayed values and growth are calculated: The transparent national publisher survey supplies a regional commercial comparator, not an observed African printing-service total. ([publishsa.co.za](https://publishsa.co.za/wp-content/uploads/2025/xx.xx/South-African-Book-Publishing-Industry-Survey-2023-2024.pdf))
- Evidence informing forecast-year allocation inputs; displayed values and growth are calculated: The transparent national publisher survey supplies a regional commercial comparator, not an observed African printing-service total. ([publishsa.co.za](https://publishsa.co.za/wp-content/uploads/2025/xx.xx/South-African-Book-Publishing-Industry-Survey-2023-2024.pdf))

20. Ministry of Education - Press conference release, December 17, 2024

- Evidence informing base-year allocation inputs; displayed values and growth are calculated: The announced increase in annual NCERT textbook printing from xx.xx to xx.xx supports an educational-demand mechanism, not realized supplier receipts or the modeled forecast share. ([education.gov.in](https://www.education.gov.in/sites/upload_files/mhrd/files/PIB%20releae%20of%20the%20Press%20Conference%20held%20today.pdf))
- Evidence informing forecast-year allocation inputs; displayed values and growth are calculated: The announced increase in annual NCERT textbook printing from xx.xx to xx.xx supports an educational-demand mechanism, not realized supplier receipts or the modeled forecast share. ([education.gov.in](https://www.education.gov.in/sites/upload_files/mhrd/files/PIB%20releae%20of%20the%20Press%20Conference%20held%20today.pdf))

21. Global Connect - Ingram Content Group
    - Evidence informing base-year allocation inputs; displayed values and growth are calculated: Agreement-dependent network access does not quantify Brazilian commissions or guarantee institutional awards. ([resources.ingramcontent.com](https://resources.ingramcontent.com/publishers/global-connect))
    - Evidence informing forecast-year allocation inputs; displayed values and growth are calculated: Agreement-dependent network access does not quantify Brazilian commissions or guarantee institutional awards. ([resources.ingramcontent.com](https://resources.ingramcontent.com/publishers/global-connect))
22. Paperback and Hardcover Distribution Rights - Kindle Direct Publishing
    - Evidence informing base-year allocation inputs; displayed values and growth are calculated: The marketplace-specific physical-book distribution restriction is not evidence of zero Mexican printing and packaging demand. ([kdp.amazon.com](https://kdp.amazon.com/en_US/help/topic/G201834280))
    - Evidence informing forecast-year allocation inputs; displayed values and growth are calculated: The marketplace-specific physical-book distribution restriction is not evidence of zero Mexican printing and packaging demand. ([kdp.amazon.com](https://kdp.amazon.com/en_US/help/topic/G201834280))
23. News Corp - Form 10-K for the fiscal year ended June 30, 2025
    - Evidence informing base-year allocation inputs; displayed values and growth are calculated: Fiscal 2025 consumer backlist revenue of xx.xx% and digital revenue of xx.xx% anchor the assumed physical-backlist bridge and its forecast starting model.
    - Evidence informing forecast-year allocation inputs; displayed values and growth are calculated: Fiscal 2025 consumer backlist revenue of xx.xx% and digital revenue of xx.xx% anchor the assumed physical-backlist bridge and its forecast starting model.
24. News Corp - Form 10-K for the fiscal year ended June 30, 2026
    - Evidence informing forecast-year allocation inputs; displayed values and growth are calculated: Fiscal 2026 backlist revenue of xx.xx% and digital revenue of xx.xx% lower the forecast physical-backlist proxy instead of assuming continued backlist expansion.
25. How Do Lulu Direct Orders Work?
    - Evidence informing base-year allocation inputs; displayed values and growth are calculated: Lulu describes printing after customer purchase and distinguishes production from subsequent shipment, supporting recipient-order attribution rather than technology-based classification.
    - Evidence informing forecast-year allocation inputs; displayed values and growth are calculated: Lulu describes printing after customer purchase and distinguishes production from subsequent shipment, supporting recipient-order attribution rather than technology-based classification.
26. Smart Backlist Management: When to Hold and When to Print-on-Demand
    - Evidence informing base-year allocation inputs; displayed values and growth are calculated: Sheridan describes low-volume titles moving to POD while other titles retain inventory, supporting differentiated release-policy assumptions rather than a uniform backlist-to-POD conversion.
    - Evidence informing forecast-year allocation inputs; displayed values and growth are calculated: Sheridan describes low-volume titles moving to POD while other titles retain inventory, supporting differentiated release-policy assumptions rather than a uniform backlist-to-POD conversion.
27. Fulfillment Fee - Lulu Direct
    - Evidence informing base-year allocation inputs; displayed values and growth are calculated: The September 2026 schedule lists USD xx.xx per order regardless of item count, supporting an order-frequency effect on associated-service value. It does not verify the assumed historical or forecast multiplier.
    - Evidence informing forecast-year allocation inputs; displayed values and growth are calculated: The September 2026 schedule lists USD xx.xx per order regardless of item count, supporting an order-frequency effect on associated-service value. It does not verify the assumed historical or forecast multiplier.

14. Book Printing & Packaging Services Market, by Fulfillment Model

[redacted] The Scottish public print-services guide requires contractors to maintain distribution lists, use the lists designated for each job, and deliver to nominated addresses subject to the buyer's restrictions. Buyers with predetermined recipients should specify list ownership, permitted updates, and acceptance at each destination rather than purchase an undefined distribution service.

Order-Level Fulfillment links dispatch to an individual customer transaction. Lulu Direct prints, packages, and ships orders using the checkout address, while retaining the merchant as the customer's support contact. [redacted]

Figure 22. Global Book Printing & Packaging Services Market Size, by Fulfillment Model, 2025 (%)

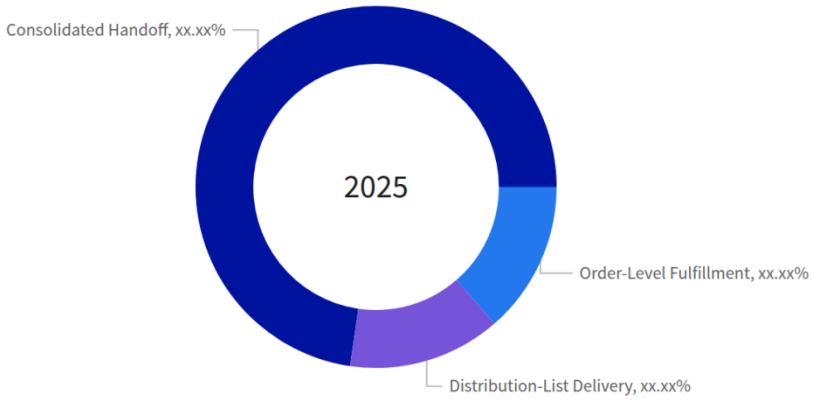

Figure 23. Global Book Printing & Packaging Services Market, by Fulfillment Model, 2032 (USD Million)

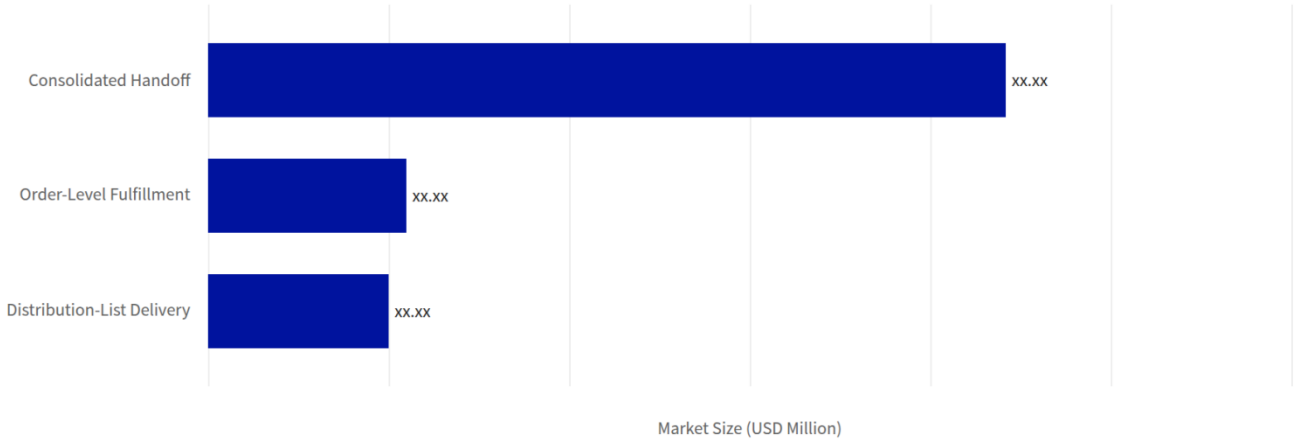

Table 227. Global Book Printing & Packaging Services Market, by Fulfillment Model growth contribution, 2025-2032

Category	2025 value (USD Million)	2032 value (USD Million)	Added value (USD Million)	2025 share (%)	2032 share (%)	Change (pp)	Growth share (%)	CAGR (%)
Consolidated Handoff	xx.xx	xx.xx	xx.xx	xx.xx	xx.xx	xx.xx	xx.xx	xx.xx
Distribution-List Delivery	xx.xx	xx.xx	xx.xx	xx.xx	xx.xx	xx.xx	xx.xx	xx.xx
Order-Level Fulfillment	xx.xx	xx.xx	xx.xx	xx.xx	xx.xx	xx.xx	xx.xx	xx.xx
Scope total	**xx.xx**	**xx.xx**	**xx.xx**	**xx.xx**	**xx.xx**	**xx.xx**	**xx.xx**	**xx.xx**

Table 228. Global Book Printing & Packaging Services Market Size, by Fulfillment Model, 2017-2040 (USD Million)

Fulfillment Model	2017	2024	2025	2026	2027	2032	2040	CAGR (%)
Consolidated Handoff	xx.xx	xx.xx	xx.xx	xx.xx	xx.xx	xx.xx	xx.xx	xx.xx
Distribution-List Delivery	xx.xx	xx.xx	xx.xx	xx.xx	xx.xx	xx.xx	xx.xx	xx.xx
Order-Level Fulfillment	xx.xx	xx.xx	xx.xx	xx.xx	xx.xx	xx.xx	xx.xx	xx.xx
Total	**xx.xx**	**xx.xx**	**xx.xx**	**xx.xx**	**xx.xx**	**xx.xx**	**xx.xx**	**xx.xx**

Sources & Evidence

1. How Do Lulu Direct Orders Work?

   · Lulu Direct packages and ships to the checkout address while identifying the merchant as the customer's support contact. ([help.luludirect.lulu.com](https://help.luludirect.lulu.com/en/support/solutions/articles/xx.xx-how-do-lulu-direct-orders-work-))

2. Procurement - Framework Agreement for Print and Associated Services (2023), Lot 1 Buyer Guide: Framework Objectives

   · The Scottish guide permits finished-goods holding and call-off, requires distribution-list maintenance, and specifies delivery to designated addresses. ([gov.scot](https://www.gov.scot/publications/procurement-framework-agreement-for-print-and-associated-services-2023-lot-xx.xx-buyer-guide/pages/framework-overview/))

   · Taxonomy evidence: Stock holding, call-off, and distribution are recognized production-linked arrangements. ([gov.scot](https://www.gov.scot/publications/procurement-framework-agreement-for-print-and-associated-services-2023-lot-xx.xx-buyer-guide/pages/framework-overview/))

   · Taxonomy evidence: The April xx.xx 2024 buyer guide includes bound books, stock holding, stock call-off, and fulfillment within a print-services framework, establishing production-linked handoff arrangements. ([gov.scot](https://www.gov.scot/publications/procurement-framework-agreement-for-print-and-associated-services-2023-lot-xx.xx-buyer-guide/pages/framework-overview/))

   · Evidence informing base-year allocation inputs; displayed values and growth are calculated: Finished goods may be held for call-off, with storage included in the print job where required. This supports consolidated releases as a production-linked arrangement without assuming every release is an individual order.

   · Evidence informing forecast-year allocation inputs; displayed values and growth are calculated: Finished goods may be held for call-off, with storage included in the print job where required. This supports consolidated releases as a production-linked arrangement without assuming every release is an individual order.

   · Evidence informing base-year allocation inputs; displayed values and growth are calculated: Contractors maintain designated distribution lists, deliver to nominated addresses and receive job-specific copy allocations, supporting the modeled list-delivery category.

   · Evidence informing forecast-year allocation inputs; displayed values and growth are calculated: Contractors maintain designated distribution lists, deliver to nominated addresses and receive job-specific copy allocations, supporting the modeled list-delivery category.

   · Evidence informing base-year allocation inputs; displayed values and growth are calculated: The coexistence of stock holding, call-off and distribution-list obligations supports separating production trigger from fulfillment responsibility; call-off alone does not establish transaction-level fulfillment.

   · Evidence informing forecast-year allocation inputs; displayed values and growth are calculated: The coexistence of stock holding, call-off and distribution-list obligations supports separating production trigger from fulfillment responsibility; call-off alone does not establish transaction-level fulfillment.

3. Print Order Form 2511 Instructions | U.S. Government Publishing Office

   · GPO distinguishes nominated delivery addresses, warehouse receiving requirements, and attached distribution lists. ([gpo.gov](https://www.gpo.gov/docs/default-source/forms-standards-pdf-files/2511_instructions.pdf))

   · Evidence informing base-year allocation inputs; displayed values and growth are calculated: The instructions distinguish nominated delivery addresses and warehouse receiving arrangements, supporting the receiving-point attribution premise, not an observed consolidated market share.

   · Evidence informing forecast-year allocation inputs; displayed values and growth are calculated: The instructions distinguish nominated delivery addresses and warehouse receiving arrangements, supporting the receiving-point attribution premise, not an observed consolidated market share.

   · Evidence informing base-year allocation inputs; displayed values and growth are calculated: Supplemental distribution lists accommodate multiple destinations, supporting the distinction between preallocated destination delivery and a single receiving-point handoff.

   · Evidence informing forecast-year allocation inputs; displayed values and growth are calculated: Supplemental distribution lists accommodate multiple destinations, supporting the distinction between preallocated destination delivery and a single receiving-point handoff.

4. Provision for Print-On-Demand, External Storage and Distribution Services for Documents and Publications - Extension of closing date

   · Taxonomy evidence: The same procurement combines production, storage, and distribution in one solicitation, corroborating production-linked fulfillment without implying that all independent logistics belong in this market. ([ungm.org](https://www.ungm.org/Public/Notice/xx.xx))

5. European Book Publishing Statistics 2024
   - Evidence informing the 2024 market-value input; displayed series and growth include calculations: European publishers reported approximately EUR xx.xx of net book-sales revenue in 2024. The disclosed ebook and audiobook proportions inform the modeled xx.xx% physical-book revenue proportion; publisher revenue is an input, not printing-service revenue.
   - Evidence informing the 2025 market-value input; displayed series and growth include calculations: The 2024 publisher-revenue and format observations provide the European demand input carried into the 2025 estimate.
6. The Global Publishing Industry in 2022
   - Evidence informing the 2024 market-value input; displayed series and growth include calculations: Table xx.xx supplies country-level publishing revenues and identifies differences between retail-value, publisher-revenue, print-only and prior-year observations. Selected non-European country observations are adjusted for physical formats and period before estimating production spending.
   - Evidence informing the 2025 market-value input; displayed series and growth include calculations: The selected country observations contribute to the demand pool underlying the 2025 working estimate. Nielsen retail datasets elsewhere in the publication are not used.
7. 2024 年新闻出版统计公报
   - Evidence informing the 2024 market-value input; displayed series and growth include calculations: For 2024, the official table reports xx.xx book copies or sheets and CNY xx.xx of book-publishing revenue. These constrain the demand bridge and historical contraction, rather than directly measuring printing-service sales.
   - Evidence informing the 2025 market-value input; displayed series and growth include calculations: The 2024 book-publishing observation supplies the Chinese demand primitive for the 2025 model.
8. Foreign Exchange Rates - G.5A Annual, January 5, 2026
   - Evidence informing the 2024 market-value input; displayed series and growth include calculations: The official 2024 annual-average conversion inputs are USD xx.xx per EUR, CNY xx.xx per USD and CAD xx.xx per USD.
   - Evidence informing the 2025 market-value input; displayed series and growth include calculations: The exchange-rate table establishes the conversion basis of the preceding-year demand inputs used in the 2025 estimate; subsequent effective-USD price assumptions are modeled separately.
9. Book publishing industry, 2024 - Statistics Canada
   - Evidence informing the 2024 market-value input; displayed series and growth include calculations: Canadian publishers reported CAD xx.xx of print sales outside the online category and CAD xx.xx of online print sales in 2024. Their sum, rather than total operating revenue, supplies the physical-book demand input.
   - Evidence informing the 2025 market-value input; displayed series and growth include calculations: Reported cost of goods sold of CAD xx.xx, up CAD xx.xx from 2022, supplies a cost-pressure cross-check, not a directly attributable printing-services total.
10. U.S. Census Bureau - Books Printing: Shipments, annual table
    - Evidence informing the 2017 market-value input; displayed series and growth include calculations: U.S. books-printing shipments were USD xx.xx in 2017; this is a national production anchor for the historical model.
    - Evidence informing the 2018 market-value input; displayed series and growth include calculations: U.S. books-printing shipments were USD xx.xx in 2018.
    - Evidence informing the 2019 market-value input; displayed series and growth include calculations: U.S. books-printing shipments were USD xx.xx in 2019.
    - Evidence informing the 2020 market-value input; displayed series and growth include calculations: U.S. books-printing shipments were USD xx.xx in 2020.
    - Evidence informing the 2021 market-value input; displayed series and growth include calculations: U.S. books-printing shipments were USD xx.xx in 2021.
    - Evidence informing the 2022 market-value input; displayed series and growth include calculations: U.S. books-printing shipments were USD xx.xx in 2022.
    - Evidence informing the 2024 market-value input; displayed series and growth include calculations: U.S. books-printing shipments were USD xx.xx in 2024. This national industrial measure is narrower than the composite global service boundary.

11. U.S. Census Bureau - Book Publishers, All Establishments: Revenue, annual table
    - Evidence informing the 2024 market-value input; displayed series and growth include calculations: The Census annual series reports USD xx.xx of U.S. book-publisher revenue for 2024. A modeled xx.xx% physical-book proportion excludes digital and other adjacent receipts.
    - Evidence informing the 2025 market-value input; displayed series and growth include calculations: The 2024 Census observation replaces an older survey-based U.S. revenue bridge in the demand pool underlying 2025.
12. Scholastic Corporation - Form 10-K for the year ended May 31, 2025
    - Evidence informing the 2024 market-value input; displayed series and growth include calculations: Scholastic's fiscal 2024 product, service, production and inventory-reserve costs were xx.xx% of revenue; postage, freight, shipping, fulfillment and other costs were xx.xx%. These broad categories constrain, but do not directly establish, eligible outsourced-service spending.
    - Evidence informing the 2025 market-value input; displayed series and growth include calculations: The corresponding fiscal 2025 proportions were xx.xx% and xx.xx%. Royalties and prepublication amortization are separately disclosed, allowing their exclusion from the service-market bridge.
    - Evidence informing base-year allocation inputs; displayed values and growth are calculated: Outsourced manufacturing coexists with company-operated distribution. Fiscal-2025 production-related costs were xx.xx% of revenue, constraining the inherited spending bridge rather than directly measuring the assumed route fraction.
    - Evidence informing forecast-year allocation inputs; displayed values and growth are calculated: Outsourced manufacturing coexists with company-operated distribution. Fiscal-2025 production-related costs were xx.xx% of revenue, constraining the inherited spending bridge rather than directly measuring the assumed route fraction.
    - Evidence informing base-year allocation inputs; displayed values and growth are calculated: Book-club revenue was xx.xx% online-ordered and xx.xx% parent-ordered, while products typically went to classrooms. This challenges the use of online sales as a proxy for the external contractor's delivery model.
    - Evidence informing forecast-year allocation inputs; displayed values and growth are calculated: Book-club revenue was xx.xx% online-ordered and xx.xx% parent-ordered, while products typically went to classrooms. This challenges the use of online sales as a proxy for the external contractor's delivery model.
    - Evidence informing base-year allocation inputs; displayed values and growth are calculated: Direct printer-to-customer fulfillment is a disclosed option. Broader logistics/other costs were xx.xx% of revenue versus xx.xx% previously, providing a cost-boundary check but no global order-level share or service-price growth observation.
    - Evidence informing forecast-year allocation inputs; displayed values and growth are calculated: Direct printer-to-customer fulfillment is a disclosed option. Broader logistics/other costs were xx.xx% of revenue versus xx.xx% previously, providing a cost-boundary check but no global order-level share or service-price growth observation.

13. CEWE achieves all targets in 2025 and aims to further increase revenue and earnings in 2026
    - Evidence informing the 2025 market-value input; displayed series and growth include calculations: CEWE reported xx.xx CEWE PHOTOBOOK copies in 2025 versus xx.xx in 2024, supporting a positive specialty-book volume assumption without establishing global adoption.
    - Evidence informing the 2026 market-value input; displayed series and growth include calculations: Observed 2025 photobook growth informs the specialty-demand assumption for 2026; the market value remains modeled.
    - Evidence informing the 2032 market-value input; displayed series and growth include calculations: The observed specialty-book activity is a starting condition for the forecast, not independent proof of continued growth through 2032.
    - Evidence informing the 2040 market-value input; displayed series and growth include calculations: The forecast explicitly slows specialty-demand growth after 2032; this source supplies the initial commercial observation, not the long-term growth rate.
    - Evidence informing base-year allocation inputs; displayed values and growth are calculated: Reported photobook units increased from xx.xx in 2024 to xx.xx in 2025. The 2026 guidance of xx.xx-xx.xx copies qualifies aggressive extrapolation. These constrain specialty activity assumptions, not global delivery shares.
    - Evidence informing forecast-year allocation inputs; displayed values and growth are calculated: Reported photobook units increased from xx.xx in 2024 to xx.xx in 2025. The 2026 guidance of xx.xx-xx.xx copies qualifies aggressive extrapolation. These constrain specialty activity assumptions, not global delivery shares.
14. Paperback Printing Cost - Kindle Direct Publishing
    - Evidence informing the 2025 market-value input; displayed series and growth include calculations: The inspected U.S. paperback schedule charges USD xx.xx plus USD xx.xx per page for the specified regular-trim black-ink category. It provides a contemporary commercial price comparison for the assumed USD xx.xx self-publishing production receipt, not an observed historical price or volume.
    - Evidence informing the 2026 market-value input; displayed series and growth include calculations: The schedule distinguishes printing charges from royalties and retail list prices, supporting the production-receipt boundary used in the estimate.
    - Evidence informing base-year allocation inputs; displayed values and growth are calculated: The relevant current U.S. paperback printing schedule is USD xx.xx plus USD xx.xx per page, giving USD xx.xx at xx.xx pages. This is a commercial price comparison for creator-production receipts, not proof of 2025 realization, volume or fulfillment mix.
    - Evidence informing forecast-year allocation inputs; displayed values and growth are calculated: The relevant current U.S. paperback printing schedule is USD xx.xx plus USD xx.xx per page, giving USD xx.xx at xx.xx pages. This is a commercial price comparison for creator-production receipts, not proof of 2025 realization, volume or fulfillment mix.
15. European Book Publishing Statistics 2017
    - Evidence informing the 2017 market-value input; displayed series and growth include calculations: The association's primary survey reports approximately EUR xx.xx of European net publisher revenue for 2017, constraining the pre-pandemic demand level.
16. European Book Publishing Statistics 2019
    - Evidence informing the 2018 market-value input; displayed series and growth include calculations: The association reports approximately EUR xx.xx of publisher revenue for 2018.
    - Evidence informing the 2019 market-value input; displayed series and growth include calculations: The association reports approximately EUR xx.xx for 2019 and identifies a questionnaire change that limits exact comparability with earlier observations.
17. 2021 年新闻出版产业分析报告
    - Evidence informing the 2020 market-value input; displayed series and growth include calculations: The official report's 2021 comparison identifies a substantial rebound from 2020, constraining the pandemic-recovery bridge.
    - Evidence informing the 2021 market-value input; displayed series and growth include calculations: China reported xx.xx book copies or sheets in 2021, up xx.xx%; the report also distinguishes textbook output and reprints.

18. European Book Publishing Statistics 2023
· Evidence informing the 2022 market-value input; displayed series and growth include calculations: European net publisher revenue was approximately EUR xx.xx in 2022; the association describes paper-cost pressure and price-led growth.
19. How Does Merchant Pricing Work for Ecommerce Stores? - Lulu Direct
· Evidence informing base-year allocation inputs; displayed values and growth are calculated: Merchant retail receipts are separate from payments for printing and fulfillment. The current page lists a USD xx.xx fulfillment fee, with shipping and taxes separately calculated. This supports the service-value boundary, not a historical average fee or global order volume.
· Evidence informing forecast-year allocation inputs; displayed values and growth are calculated: Merchant retail receipts are separate from payments for printing and fulfillment. The current page lists a USD xx.xx fulfillment fee, with shipping and taxes separately calculated. This supports the service-value boundary, not a historical average fee or global order volume.

14.1. Consolidated Handoff

Table 229. Global Book Printing & Packaging Services Market Size, by Consolidated Handoff, by Region, 2017-2040 (USD Million)

Region	2017	2024	2025	2026	2027	2032	2040	CAGR (%)
Africa	xx.xx	xx.xx	xx.xx	xx.xx	xx.xx	xx.xx	xx.xx	xx.xx
Asia-Pacific	xx.xx	xx.xx	xx.xx	xx.xx	xx.xx	xx.xx	xx.xx	xx.xx
Europe	xx.xx	xx.xx	xx.xx	xx.xx	xx.xx	xx.xx	xx.xx	xx.xx
Latin America	xx.xx	xx.xx	xx.xx	xx.xx	xx.xx	xx.xx	xx.xx	xx.xx
Middle East	xx.xx	xx.xx	xx.xx	xx.xx	xx.xx	xx.xx	xx.xx	xx.xx
North America	xx.xx	xx.xx	xx.xx	xx.xx	xx.xx	xx.xx	xx.xx	xx.xx
Total	**xx.xx**	**xx.xx**	**xx.xx**	**xx.xx**	**xx.xx**	**xx.xx**	**xx.xx**	**xx.xx**

Table 230. Global Book Printing & Packaging Services Market Size, by Consolidated Handoff, by Group, 2017-2040 (USD Million)

Group	2017	2024	2025	2026	2027	2032	2040	CAGR (%)
ASEAN	xx.xx	xx.xx	xx.xx	xx.xx	xx.xx	xx.xx	xx.xx	xx.xx
BRICS	xx.xx	xx.xx	xx.xx	xx.xx	xx.xx	xx.xx	xx.xx	xx.xx
European Union	xx.xx	xx.xx	xx.xx	xx.xx	xx.xx	xx.xx	xx.xx	xx.xx
G7	xx.xx	xx.xx	xx.xx	xx.xx	xx.xx	xx.xx	xx.xx	xx.xx
GCC	xx.xx	xx.xx	xx.xx	xx.xx	xx.xx	xx.xx	xx.xx	xx.xx
NATO	xx.xx	xx.xx	xx.xx	xx.xx	xx.xx	xx.xx	xx.xx	xx.xx

Table 231. Global Book Printing & Packaging Services Market Size, by Consolidated Handoff, by Country, 2017-2040 (USD Million)

Country	2017	2024	2025	2026	2027	2032	2040	CAGR (%)
Australia	xx.xx	xx.xx	xx.xx	xx.xx	xx.xx	xx.xx	xx.xx	xx.xx
Brazil	xx.xx	xx.xx	xx.xx	xx.xx	xx.xx	xx.xx	xx.xx	xx.xx
Canada	xx.xx	xx.xx	xx.xx	xx.xx	xx.xx	xx.xx	xx.xx	xx.xx
China	xx.xx	xx.xx	xx.xx	xx.xx	xx.xx	xx.xx	xx.xx	xx.xx
France	xx.xx	xx.xx	xx.xx	xx.xx	xx.xx	xx.xx	xx.xx	xx.xx
Germany	xx.xx	xx.xx	xx.xx	xx.xx	xx.xx	xx.xx	xx.xx	xx.xx
India	xx.xx	xx.xx	xx.xx	xx.xx	xx.xx	xx.xx	xx.xx	xx.xx
Italy	xx.xx	xx.xx	xx.xx	xx.xx	xx.xx	xx.xx	xx.xx	xx.xx
Japan	xx.xx	xx.xx	xx.xx	xx.xx	xx.xx	xx.xx	xx.xx	xx.xx
Mexico	xx.xx	xx.xx	xx.xx	xx.xx	xx.xx	xx.xx	xx.xx	xx.xx
Russia	xx.xx	xx.xx	xx.xx	xx.xx	xx.xx	xx.xx	xx.xx	xx.xx
South Korea	xx.xx	xx.xx	xx.xx	xx.xx	xx.xx	xx.xx	xx.xx	xx.xx
Spain	xx.xx	xx.xx	xx.xx	xx.xx	xx.xx	xx.xx	xx.xx	xx.xx
United Kingdom	xx.xx	xx.xx	xx.xx	xx.xx	xx.xx	xx.xx	xx.xx	xx.xx
United States	xx.xx	xx.xx	xx.xx	xx.xx	xx.xx	xx.xx	xx.xx	xx.xx
Others	xx.xx	xx.xx	xx.xx	xx.xx	xx.xx	xx.xx	xx.xx	xx.xx
Total	**xx.xx**	**xx.xx**	**xx.xx**	**xx.xx**	**xx.xx**	**xx.xx**	**xx.xx**	**xx.xx**

Sources & Evidence

1. U.S. Government Publishing Office - Print Order Form 2511 Instructions

   · Taxonomy evidence: A nominated delivery address supports consolidated receiving-point handoff. ([gpo.gov](https://www.gpo.gov/docs/default-source/forms-standards-pdf-files/2511_instructions.pdf))

   · Taxonomy evidence: The print-order instructions provide a delivery-address field and separately recognize publications shipped to warehouses, supporting consolidated receiving-point handoff. ([gpo.gov](https://www.gpo.gov/docs/default-source/forms-standards-pdf-files/2511_instructions.pdf))

   · Evidence informing base-year allocation inputs; displayed values and growth are calculated: The instructions distinguish nominated delivery addresses and warehouse receiving arrangements, supporting the receiving-point attribution premise, not an observed consolidated market share.

   · Evidence informing forecast-year allocation inputs; displayed values and growth are calculated: The instructions distinguish nominated delivery addresses and warehouse receiving arrangements, supporting the receiving-point attribution premise, not an observed consolidated market share.

2. European Book Publishing Statistics 2024

· Evidence informing the 2024 market-value input; displayed series and growth include calculations: European publishers reported approximately EUR xx.xx of net book-sales revenue in 2024. The disclosed ebook and audiobook proportions inform the modeled xx.xx% physical-book revenue proportion; publisher revenue is an input, not printing-service revenue.

· Evidence informing the 2025 market-value input; displayed series and growth include calculations: The 2024 publisher-revenue and format observations provide the European demand input carried into the 2025 estimate.

· Evidence informing base-year allocation inputs; displayed values and growth are calculated: EUR xx.xx of 2024 publisher revenue and weakening physical volumes constrain the European demand weight and forecast, not directly observed service shares.
([fep-fee.eu](https://www.fep-fee.eu/European-Book-Publishing-Statistics-2024))

· Evidence informing forecast-year allocation inputs; displayed values and growth are calculated: EUR xx.xx of 2024 publisher revenue and weakening physical volumes constrain the European demand weight and forecast, not directly observed service shares.
([fep-fee.eu](https://www.fep-fee.eu/European-Book-Publishing-Statistics-2024))

3. The Global Publishing Industry in 2022

- Evidence informing the 2024 market-value input; displayed series and growth include calculations: Table xx.xx supplies country-level publishing revenues and identifies differences between retail-value, publisher-revenue, print-only and prior-year observations. Selected non-European country observations are adjusted for physical formats and period before estimating production spending.
- Evidence informing the 2025 market-value input; displayed series and growth include calculations: The selected country observations contribute to the demand pool underlying the 2025 working estimate. Nielsen retail datasets elsewhere in the publication are not used.
- Evidence informing base-year allocation inputs; displayed values and growth are calculated: Country revenue/format proxies constrain commissioning weights. ([wipo.int](https://www.wipo.int/edocs/pubdocs/en/wipo-pub-xx.xx-2023-xx.xx-en-the-global-publishing-industry-in-2022.pdf))
- Evidence informing forecast-year allocation inputs; displayed values and growth are calculated: Country revenue/format proxies constrain commissioning weights. ([wipo.int](https://www.wipo.int/edocs/pubdocs/en/wipo-pub-xx.xx-2023-xx.xx-en-the-global-publishing-industry-in-2022.pdf))
- Evidence informing base-year allocation inputs; displayed values and growth are calculated: Revenue and registration proxies constrain allocation. ([wipo.int](https://www.wipo.int/edocs/pubdocs/en/wipo-pub-xx.xx-2023-xx.xx-en-the-global-publishing-industry-in-2022.pdf))
- Evidence informing forecast-year allocation inputs; displayed values and growth are calculated: Revenue and registration proxies constrain allocation. ([wipo.int](https://www.wipo.int/edocs/pubdocs/en/wipo-pub-xx.xx-2023-xx.xx-en-the-global-publishing-industry-in-2022.pdf))
- Evidence informing base-year allocation inputs; displayed values and growth are calculated: Revenue, format and title proxies constrain allocation. ([wipo.int](https://www.wipo.int/edocs/pubdocs/en/wipo-pub-xx.xx-2023-xx.xx-en-the-global-publishing-industry-in-2022.pdf))
- Evidence informing forecast-year allocation inputs; displayed values and growth are calculated: Revenue, format and title proxies constrain allocation. ([wipo.int](https://www.wipo.int/edocs/pubdocs/en/wipo-pub-xx.xx-2023-xx.xx-en-the-global-publishing-industry-in-2022.pdf))
- Evidence informing base-year allocation inputs; displayed values and growth are calculated: Turkish revenue constrains regional commissioning scale. ([wipo.int](https://www.wipo.int/edocs/pubdocs/en/wipo-pub-xx.xx-2023-xx.xx-en-the-global-publishing-industry-in-2022.pdf))
- Evidence informing forecast-year allocation inputs; displayed values and growth are calculated: Turkish revenue constrains regional commissioning scale. ([wipo.int](https://www.wipo.int/edocs/pubdocs/en/wipo-pub-xx.xx-2023-xx.xx-en-the-global-publishing-industry-in-2022.pdf))
- Evidence informing base-year allocation inputs; displayed values and growth are calculated: Nigerian registration activity supplies a modeled-demand input. ([wipo.int](https://www.wipo.int/edocs/pubdocs/en/wipo-pub-xx.xx-2023-xx.xx-en-the-global-publishing-industry-in-2022.pdf))
- Evidence informing forecast-year allocation inputs; displayed values and growth are calculated: Nigerian registration activity supplies a modeled-demand input. ([wipo.int](https://www.wipo.int/edocs/pubdocs/en/wipo-pub-xx.xx-2023-xx.xx-en-the-global-publishing-industry-in-2022.pdf))
- Evidence informing base-year allocation inputs; displayed values and growth are calculated: Country revenue, format and registration proxies constrain allocation. ([wipo.int](https://www.wipo.int/edocs/pubdocs/en/wipo-pub-xx.xx-2023-xx.xx-en-the-global-publishing-industry-in-2022.pdf))
- Evidence informing forecast-year allocation inputs; displayed values and growth are calculated: Country revenue, format and registration proxies constrain allocation. ([wipo.int](https://www.wipo.int/edocs/pubdocs/en/wipo-pub-xx.xx-2023-xx.xx-en-the-global-publishing-industry-in-2022.pdf))

4. 2024 年新闻出版统计公报

   · Evidence informing the 2024 market-value input; displayed series and growth include calculations: For 2024, the official table reports xx.xx book copies or sheets and CNY xx.xx of book-publishing revenue. These constrain the demand bridge and historical contraction, rather than directly measuring printing-service sales.

   · Evidence informing the 2025 market-value input; displayed series and growth include calculations: The 2024 book-publishing observation supplies the Chinese demand primitive for the 2025 model.

   · Evidence informing base-year allocation inputs; displayed values and growth are calculated: 2024 book-publishing revenue of CNY xx.xx supplies the physical-demand proxy; reported output contraction qualifies growth assumptions. ([nppa.gov.cn](https://www.nppa.gov.cn/xxgk/fdzdgknr/tjxx/xx.xx/P020251218382424228218.pdf))

   · Evidence informing forecast-year allocation inputs; displayed values and growth are calculated: 2024 book-publishing revenue of CNY xx.xx supplies the physical-demand proxy; reported output contraction qualifies growth assumptions. ([nppa.gov.cn](https://www.nppa.gov.cn/xxgk/fdzdgknr/tjxx/xx.xx/P020251218382424228218.pdf))

   · Evidence informing base-year allocation inputs; displayed values and growth are calculated: The Chinese book-publishing observation is a major regional demand input, distinct from all printing and packaging industry revenue. ([nppa.gov.cn](https://www.nppa.gov.cn/xxgk/fdzdgknr/tjxx/xx.xx/P020251218382424228218.pdf))

   · Evidence informing forecast-year allocation inputs; displayed values and growth are calculated: The Chinese book-publishing observation is a major regional demand input, distinct from all printing and packaging industry revenue. ([nppa.gov.cn](https://www.nppa.gov.cn/xxgk/fdzdgknr/tjxx/xx.xx/P020251218382424228218.pdf))

5. Foreign Exchange Rates - G.5A Annual, January 5, 2026

   · Evidence informing the 2024 market-value input; displayed series and growth include calculations: The official 2024 annual-average conversion inputs are USD xx.xx per EUR, CNY xx.xx per USD and CAD xx.xx per USD.

   · Evidence informing the 2025 market-value input; displayed series and growth include calculations: The exchange-rate table establishes the conversion basis of the preceding-year demand inputs used in the 2025 estimate; subsequent effective-USD price assumptions are modeled separately.

6. Book publishing industry, 2024 - Statistics Canada

   · Evidence informing the 2024 market-value input; displayed series and growth include calculations: Canadian publishers reported CAD xx.xx of print sales outside the online category and CAD xx.xx of online print sales in 2024. Their sum, rather than total operating revenue, supplies the physical-book demand input.

   · Evidence informing the 2025 market-value input; displayed series and growth include calculations: Reported cost of goods sold of CAD xx.xx, up CAD xx.xx from 2022, supplies a cost-pressure cross-check, not a directly attributable printing-services total.

   · Evidence informing base-year allocation inputs; displayed values and growth are calculated: CAD xx.xx plus CAD xx.xx of print sales supplies a physical-book commissioning proxy; digital growth constrains the forecast mix. ([www150.statcan.gc.ca](https://www150.statcan.gc.ca/n1/daily-quotidien/xx.xx/dq260205b-eng.pdf))

   · Evidence informing forecast-year allocation inputs; displayed values and growth are calculated: CAD xx.xx plus CAD xx.xx of print sales supplies a physical-book commissioning proxy; digital growth constrains the forecast mix. ([www150.statcan.gc.ca](https://www150.statcan.gc.ca/n1/daily-quotidien/xx.xx/dq260205b-eng.pdf))

   · Evidence informing base-year allocation inputs; displayed values and growth are calculated: The Canadian physical-book input contributes to the North American demand index; it is publisher revenue, not service receipts. ([www150.statcan.gc.ca](https://www150.statcan.gc.ca/n1/daily-quotidien/xx.xx/dq260205b-eng.pdf))

   · Evidence informing forecast-year allocation inputs; displayed values and growth are calculated: The Canadian physical-book input contributes to the North American demand index; it is publisher revenue, not service receipts. ([www150.statcan.gc.ca](https://www150.statcan.gc.ca/n1/daily-quotidien/xx.xx/dq260205b-eng.pdf))

7. U.S. Census Bureau - Books Printing: Shipments, annual table
   - Evidence informing the 2017 market-value input; displayed series and growth include calculations: U.S. books-printing shipments were USD xx.xx in 2017; this is a national production anchor for the historical model.
   - Evidence informing the 2018 market-value input; displayed series and growth include calculations: U.S. books-printing shipments were USD xx.xx in 2018.
   - Evidence informing the 2019 market-value input; displayed series and growth include calculations: U.S. books-printing shipments were USD xx.xx in 2019.
   - Evidence informing the 2020 market-value input; displayed series and growth include calculations: U.S. books-printing shipments were USD xx.xx in 2020.
   - Evidence informing the 2021 market-value input; displayed series and growth include calculations: U.S. books-printing shipments were USD xx.xx in 2021.
   - Evidence informing the 2022 market-value input; displayed series and growth include calculations: U.S. books-printing shipments were USD xx.xx in 2022.
   - Evidence informing the 2024 market-value input; displayed series and growth include calculations: U.S. books-printing shipments were USD xx.xx in 2024. This national industrial measure is narrower than the composite global service boundary.
8. U.S. Census Bureau - Book Publishers, All Establishments: Revenue, annual table
   - Evidence informing the 2024 market-value input; displayed series and growth include calculations: The Census annual series reports USD xx.xx of U.S. book-publisher revenue for 2024. A modeled xx.xx% physical-book proportion excludes digital and other adjacent receipts.
   - Evidence informing the 2025 market-value input; displayed series and growth include calculations: The 2024 Census observation replaces an older survey-based U.S. revenue bridge in the demand pool underlying 2025.
   - Evidence informing base-year allocation inputs; displayed values and growth are calculated: The official Census revenue-series page defines the publisher-receipt measure underlying the retained U.S. input; the exact 2024 cell was not independently re-extracted. ([fred.stlouisfed.org](https://fred.stlouisfed.org/data/AIES51113RCT00US))
   - Evidence informing forecast-year allocation inputs; displayed values and growth are calculated: The official Census revenue-series page defines the publisher-receipt measure underlying the retained U.S. input; the exact 2024 cell was not independently re-extracted. ([fred.stlouisfed.org](https://fred.stlouisfed.org/data/AIES51113RCT00US))
9. Scholastic Corporation - Form 10-K for the year ended May 31, 2025
   - Evidence informing the 2024 market-value input; displayed series and growth include calculations: Scholastic's fiscal 2024 product, service, production and inventory-reserve costs were xx.xx% of revenue; postage, freight, shipping, fulfillment and other costs were xx.xx%. These broad categories constrain, but do not directly establish, eligible outsourced-service spending.
   - Evidence informing the 2025 market-value input; displayed series and growth include calculations: The corresponding fiscal 2025 proportions were xx.xx% and xx.xx%. Royalties and prepublication amortization are separately disclosed, allowing their exclusion from the service-market bridge.
   - Evidence informing base-year allocation inputs; displayed values and growth are calculated: Outsourced manufacturing coexists with company-operated distribution. Fiscal-2025 production-related costs were xx.xx% of revenue, constraining the inherited spending bridge rather than directly measuring the assumed route fraction.
   - Evidence informing forecast-year allocation inputs; displayed values and growth are calculated: Outsourced manufacturing coexists with company-operated distribution. Fiscal-2025 production-related costs were xx.xx% of revenue, constraining the inherited spending bridge rather than directly measuring the assumed route fraction.

10. CEWE achieves all targets in 2025 and aims to further increase revenue and earnings in 2026

- Evidence informing the 2025 market-value input; displayed series and growth include calculations: CEWE reported xx.xx CEWE PHOTOBOOK copies in 2025 versus xx.xx in 2024, supporting a positive specialty-book volume assumption without establishing global adoption.
- Evidence informing the 2026 market-value input; displayed series and growth include calculations: Observed 2025 photobook growth informs the specialty-demand assumption for 2026; the market value remains modeled.
- Evidence informing the 2032 market-value input; displayed series and growth include calculations: The observed specialty-book activity is a starting condition for the forecast, not independent proof of continued growth through 2032.
- Evidence informing the 2040 market-value input; displayed series and growth include calculations: The forecast explicitly slows specialty-demand growth after 2032; this source supplies the initial commercial observation, not the long-term growth rate.
- Evidence informing base-year allocation inputs; displayed values and growth are calculated: Company photobook activity constrains the materiality of specialty commissions; it does not establish the modeled European specialty multiplier or continued growth through 2032. ([ir.cewe.de](https://ir.cewe.de/en/news/cewe-achieves-all-targets-in-2025-and-aims-to-further-increase-revenue-and-earnings-in/70292c17-c943-xx.xx-bd11-4323b6ce54d8))
- Evidence informing forecast-year allocation inputs; displayed values and growth are calculated: Company photobook activity constrains the materiality of specialty commissions; it does not establish the modeled European specialty multiplier or continued growth through 2032. ([ir.cewe.de](https://ir.cewe.de/en/news/cewe-achieves-all-targets-in-2025-and-aims-to-further-increase-revenue-and-earnings-in/70292c17-c943-xx.xx-bd11-4323b6ce54d8))

11. Paperback Printing Cost - Kindle Direct Publishing

- Evidence informing the 2025 market-value input; displayed series and growth include calculations: The inspected U.S. paperback schedule charges USD xx.xx plus USD xx.xx per page for the specified regular-trim black-ink category. It provides a contemporary commercial price comparison for the assumed USD xx.xx self-publishing production receipt, not an observed historical price or volume.
- Evidence informing the 2026 market-value input; displayed series and growth include calculations: The schedule distinguishes printing charges from royalties and retail list prices, supporting the production-receipt boundary used in the estimate.

12. European Book Publishing Statistics 2017

- Evidence informing the 2017 market-value input; displayed series and growth include calculations: The association's primary survey reports approximately EUR xx.xx of European net publisher revenue for 2017, constraining the pre-pandemic demand level.

13. European Book Publishing Statistics 2019

- Evidence informing the 2018 market-value input; displayed series and growth include calculations: The association reports approximately EUR xx.xx of publisher revenue for 2018.
- Evidence informing the 2019 market-value input; displayed series and growth include calculations: The association reports approximately EUR xx.xx for 2019 and identifies a questionnaire change that limits exact comparability with earlier observations.

14. 2021 年新闻出版产业分析报告

- Evidence informing the 2020 market-value input; displayed series and growth include calculations: The official report's 2021 comparison identifies a substantial rebound from 2020, constraining the pandemic-recovery bridge.
- Evidence informing the 2021 market-value input; displayed series and growth include calculations: China reported xx.xx book copies or sheets in 2021, up xx.xx%; the report also distinguishes textbook output and reprints.

15. European Book Publishing Statistics 2023

- Evidence informing the 2022 market-value input; displayed series and growth include calculations: European net publisher revenue was approximately EUR xx.xx in 2022; the association describes paper-cost pressure and price-led growth.

16. Foreign Exchange Rates - G.5A Annual, January 5, 2026
    - Evidence informing base-year allocation inputs; displayed values and growth are calculated: Official annual-average exchange-rate methodology supports the frozen common-USD conversion convention; it does not measure service demand. ([federalreserve.gov](https://www.federalreserve.gov/releases/g5a/xx.xx/))
    - Evidence informing forecast-year allocation inputs; displayed values and growth are calculated: Official annual-average exchange-rate methodology supports the frozen common-USD conversion convention; it does not measure service demand. ([federalreserve.gov](https://www.federalreserve.gov/releases/g5a/xx.xx/))
    - Evidence informing base-year allocation inputs; displayed values and growth are calculated: The annual currency-conversion convention prevents mixing local-currency demand inputs with USD allocation weights. ([federalreserve.gov](https://www.federalreserve.gov/releases/g5a/xx.xx/))
    - Evidence informing forecast-year allocation inputs; displayed values and growth are calculated: The annual currency-conversion convention prevents mixing local-currency demand inputs with USD allocation weights. ([federalreserve.gov](https://www.federalreserve.gov/releases/g5a/xx.xx/))
17. GCC Statistical Center - Education Statistics 2024 announcement, March 23, 2026
    - Evidence informing base-year allocation inputs; displayed values and growth are calculated: Approximately xx.xx general-school pupils constrain the regional educational customer pool; national apportionment and monetization are assumed. ([gccstat.org](https://www.gccstat.org/news/xx.xx))
    - Evidence informing forecast-year allocation inputs; displayed values and growth are calculated: Approximately xx.xx general-school pupils constrain the regional educational customer pool; national apportionment and monetization are assumed. ([gccstat.org](https://www.gccstat.org/news/xx.xx))
18. South African Book Publishing Industry Survey 2023-2024
    - Evidence informing base-year allocation inputs; displayed values and growth are calculated: The transparent national publisher survey supplies a regional commercial comparator, not an observed African printing-service total. ([publishsa.co.za](https://publishsa.co.za/wp-content/uploads/2025/xx.xx/South-African-Book-Publishing-Industry-Survey-2023-2024.pdf))
    - Evidence informing forecast-year allocation inputs; displayed values and growth are calculated: The transparent national publisher survey supplies a regional commercial comparator, not an observed African printing-service total. ([publishsa.co.za](https://publishsa.co.za/wp-content/uploads/2025/xx.xx/South-African-Book-Publishing-Industry-Survey-2023-2024.pdf))
19. Ministry of Education - Press conference release, December 17, 2024
    - Evidence informing base-year allocation inputs; displayed values and growth are calculated: The announced increase in annual NCERT textbook printing from xx.xx to xx.xx supports an educational-demand mechanism, not realized supplier receipts or the modeled forecast share. ([education.gov.in](https://www.education.gov.in/sites/upload_files/mhrd/files/PIB%20releae%20of%20the%20Press%20Conference%20held%20today.pdf))
    - Evidence informing forecast-year allocation inputs; displayed values and growth are calculated: The announced increase in annual NCERT textbook printing from xx.xx to xx.xx supports an educational-demand mechanism, not realized supplier receipts or the modeled forecast share. ([education.gov.in](https://www.education.gov.in/sites/upload_files/mhrd/files/PIB%20releae%20of%20the%20Press%20Conference%20held%20today.pdf))
20. Global Connect - Ingram Content Group
    - Evidence informing base-year allocation inputs; displayed values and growth are calculated: Agreement-dependent network access does not quantify Brazilian commissions or guarantee institutional awards. ([resources.ingramcontent.com](https://resources.ingramcontent.com/publishers/global-connect))
    - Evidence informing forecast-year allocation inputs; displayed values and growth are calculated: Agreement-dependent network access does not quantify Brazilian commissions or guarantee institutional awards. ([resources.ingramcontent.com](https://resources.ingramcontent.com/publishers/global-connect))

21. Paperback and Hardcover Distribution Rights - Kindle Direct Publishing
    - Evidence informing base-year allocation inputs; displayed values and growth are calculated: The marketplace-specific physical-book distribution restriction is not evidence of zero Mexican printing and packaging demand. ([kdp.amazon.com](https://kdp.amazon.com/en_US/help/topic/G201834280))
    - Evidence informing forecast-year allocation inputs; displayed values and growth are calculated: The marketplace-specific physical-book distribution restriction is not evidence of zero Mexican printing and packaging demand. ([kdp.amazon.com](https://kdp.amazon.com/en_US/help/topic/G201834280))
22. Print and Associated Services Framework - Lot 1 Buyer Guide: Framework Objectives
    - Evidence informing base-year allocation inputs; displayed values and growth are calculated: Finished goods may be held for call-off, with storage included in the print job where required. This supports consolidated releases as a production-linked arrangement without assuming every release is an individual order.
    - Evidence informing forecast-year allocation inputs; displayed values and growth are calculated: Finished goods may be held for call-off, with storage included in the print job where required. This supports consolidated releases as a production-linked arrangement without assuming every release is an individual order.

14.2. Distribution-List Delivery

Table 232. Global Book Printing & Packaging Services Market Size, by Distribution-List Delivery, by Region, 2017-2040 (USD Million)

Region	2017	2024	2025	2026	2027	2032	2040	CAGR (%)
Africa	xx.xx	xx.xx	xx.xx	xx.xx	xx.xx	xx.xx	xx.xx	xx.xx
Asia-Pacific	xx.xx	xx.xx	xx.xx	xx.xx	xx.xx	xx.xx	xx.xx	xx.xx
Europe	xx.xx	xx.xx	xx.xx	xx.xx	xx.xx	xx.xx	xx.xx	xx.xx
Latin America	xx.xx	xx.xx	xx.xx	xx.xx	xx.xx	xx.xx	xx.xx	xx.xx
Middle East	xx.xx	xx.xx	xx.xx	xx.xx	xx.xx	xx.xx	xx.xx	xx.xx
North America	xx.xx	xx.xx	xx.xx	xx.xx	xx.xx	xx.xx	xx.xx	xx.xx
Total	**xx.xx**	**xx.xx**	**xx.xx**	**xx.xx**	**xx.xx**	**xx.xx**	**xx.xx**	**xx.xx**

Table 233. Global Book Printing & Packaging Services Market Size, by Distribution-List Delivery, by Group, 2017-2040 (USD Million)

Group	2017	2024	2025	2026	2027	2032	2040	CAGR (%)
ASEAN	xx.xx	xx.xx	xx.xx	xx.xx	xx.xx	xx.xx	xx.xx	xx.xx
BRICS	xx.xx	xx.xx	xx.xx	xx.xx	xx.xx	xx.xx	xx.xx	xx.xx
European Union	xx.xx	xx.xx	xx.xx	xx.xx	xx.xx	xx.xx	xx.xx	xx.xx
G7	xx.xx	xx.xx	xx.xx	xx.xx	xx.xx	xx.xx	xx.xx	xx.xx
GCC	xx.xx	xx.xx	xx.xx	xx.xx	xx.xx	xx.xx	xx.xx	xx.xx
NATO	xx.xx	xx.xx	xx.xx	xx.xx	xx.xx	xx.xx	xx.xx	xx.xx

Table 234. Global Book Printing & Packaging Services Market Size, by Distribution-List Delivery, by Country, 2017-2040 (USD Million)

Country	2017	2024	2025	2026	2027	2032	2040	CAGR (%)
Australia	xx.xx	xx.xx	xx.xx	xx.xx	xx.xx	xx.xx	xx.xx	xx.xx
Brazil	xx.xx	xx.xx	xx.xx	xx.xx	xx.xx	xx.xx	xx.xx	xx.xx
Canada	xx.xx	xx.xx	xx.xx	xx.xx	xx.xx	xx.xx	xx.xx	xx.xx
China	xx.xx	xx.xx	xx.xx	xx.xx	xx.xx	xx.xx	xx.xx	xx.xx
France	xx.xx	xx.xx	xx.xx	xx.xx	xx.xx	xx.xx	xx.xx	xx.xx
Germany	xx.xx	xx.xx	xx.xx	xx.xx	xx.xx	xx.xx	xx.xx	xx.xx
India	xx.xx	xx.xx	xx.xx	xx.xx	xx.xx	xx.xx	xx.xx	xx.xx
Italy	xx.xx	xx.xx	xx.xx	xx.xx	xx.xx	xx.xx	xx.xx	xx.xx
Japan	xx.xx	xx.xx	xx.xx	xx.xx	xx.xx	xx.xx	xx.xx	xx.xx
Mexico	xx.xx	xx.xx	xx.xx	xx.xx	xx.xx	xx.xx	xx.xx	xx.xx
Russia	xx.xx	xx.xx	xx.xx	xx.xx	xx.xx	xx.xx	xx.xx	xx.xx
South Korea	xx.xx	xx.xx	xx.xx	xx.xx	xx.xx	xx.xx	xx.xx	xx.xx
Spain	xx.xx	xx.xx	xx.xx	xx.xx	xx.xx	xx.xx	xx.xx	xx.xx
United Kingdom	xx.xx	xx.xx	xx.xx	xx.xx	xx.xx	xx.xx	xx.xx	xx.xx
United States	xx.xx	xx.xx	xx.xx	xx.xx	xx.xx	xx.xx	xx.xx	xx.xx
Others	xx.xx	xx.xx	xx.xx	xx.xx	xx.xx	xx.xx	xx.xx	xx.xx
Total	**xx.xx**	**xx.xx**	**xx.xx**	**xx.xx**	**xx.xx**	**xx.xx**	**xx.xx**	**xx.xx**

Sources & Evidence

1. U.S. Government Publishing Office - Print Order Form 2511 Instructions

   · Taxonomy evidence: Multiple destinations can be supplied through an attached distribution list. ([gpo.gov](https://www.gpo.gov/docs/default-source/forms-standards-pdf-files/2511_instructions.pdf))

   · Taxonomy evidence: The instructions permit multiple destinations through an attached distribution list, independently of the ordered book quantity. ([gpo.gov](https://www.gpo.gov/docs/default-source/forms-standards-pdf-files/2511_instructions.pdf))

   · Evidence informing base-year allocation inputs; displayed values and growth are calculated: Supplemental distribution lists accommodate multiple destinations, supporting the distinction between preallocated destination delivery and a single receiving-point handoff.

   · Evidence informing forecast-year allocation inputs; displayed values and growth are calculated: Supplemental distribution lists accommodate multiple destinations, supporting the distinction between preallocated destination delivery and a single receiving-point handoff.

2. Scottish Government - Print and Associated Services Framework, Lot 1 Buyer Guide: Framework Objectives
   - Taxonomy evidence: The contractor uses nominated addresses and distribution lists, with copies per addressee specified for the job. ([gov.scot](https://www.gov.scot/publications/procurement-framework-agreement-for-print-and-associated-services-2023-lot-xx.xx-buyer-guide/pages/framework-overview/))
   - Taxonomy evidence: The contractor must maintain distribution lists and deliver to nominated addresses; the buyer specifies copies per addressee for each job. ([gov.scot](https://www.gov.scot/publications/procurement-framework-agreement-for-print-and-associated-services-2023-lot-xx.xx-buyer-guide/pages/framework-overview/))
   - Evidence informing base-year allocation inputs; displayed values and growth are calculated: Contractors maintain designated distribution lists, deliver to nominated addresses and receive job-specific copy allocations, supporting the modeled list-delivery category.
   - Evidence informing forecast-year allocation inputs; displayed values and growth are calculated: Contractors maintain designated distribution lists, deliver to nominated addresses and receive job-specific copy allocations, supporting the modeled list-delivery category.
3. European Book Publishing Statistics 2024
   - Evidence informing the 2024 market-value input; displayed series and growth include calculations: European publishers reported approximately EUR xx.xx of net book-sales revenue in 2024. The disclosed ebook and audiobook proportions inform the modeled xx.xx% physical-book revenue proportion; publisher revenue is an input, not printing-service revenue.
   - Evidence informing the 2025 market-value input; displayed series and growth include calculations: The 2024 publisher-revenue and format observations provide the European demand input carried into the 2025 estimate.
   - Evidence informing base-year allocation inputs; displayed values and growth are calculated: EUR xx.xx of 2024 publisher revenue and weakening physical volumes constrain the European demand weight and forecast, not directly observed service shares. ([fep-fee.eu](https://www.fep-fee.eu/European-Book-Publishing-Statistics-2024))
   - Evidence informing forecast-year allocation inputs; displayed values and growth are calculated: EUR xx.xx of 2024 publisher revenue and weakening physical volumes constrain the European demand weight and forecast, not directly observed service shares. ([fep-fee.eu](https://www.fep-fee.eu/European-Book-Publishing-Statistics-2024))

4. The Global Publishing Industry in 2022

- Evidence informing the 2024 market-value input; displayed series and growth include calculations: Table xx.xx supplies country-level publishing revenues and identifies differences between retail-value, publisher-revenue, print-only and prior-year observations. Selected non-European country observations are adjusted for physical formats and period before estimating production spending.
- Evidence informing the 2025 market-value input; displayed series and growth include calculations: The selected country observations contribute to the demand pool underlying the 2025 working estimate. Nielsen retail datasets elsewhere in the publication are not used.
- Evidence informing base-year allocation inputs; displayed values and growth are calculated: Country revenue/format proxies constrain commissioning weights. ([wipo.int](https://www.wipo.int/edocs/pubdocs/en/wipo-pub-xx.xx-2023-xx.xx-en-the-global-publishing-industry-in-2022.pdf))
- Evidence informing forecast-year allocation inputs; displayed values and growth are calculated: Country revenue/format proxies constrain commissioning weights. ([wipo.int](https://www.wipo.int/edocs/pubdocs/en/wipo-pub-xx.xx-2023-xx.xx-en-the-global-publishing-industry-in-2022.pdf))
- Evidence informing base-year allocation inputs; displayed values and growth are calculated: Revenue and registration proxies constrain allocation. ([wipo.int](https://www.wipo.int/edocs/pubdocs/en/wipo-pub-xx.xx-2023-xx.xx-en-the-global-publishing-industry-in-2022.pdf))
- Evidence informing forecast-year allocation inputs; displayed values and growth are calculated: Revenue and registration proxies constrain allocation. ([wipo.int](https://www.wipo.int/edocs/pubdocs/en/wipo-pub-xx.xx-2023-xx.xx-en-the-global-publishing-industry-in-2022.pdf))
- Evidence informing base-year allocation inputs; displayed values and growth are calculated: Revenue, format and title proxies constrain allocation. ([wipo.int](https://www.wipo.int/edocs/pubdocs/en/wipo-pub-xx.xx-2023-xx.xx-en-the-global-publishing-industry-in-2022.pdf))
- Evidence informing forecast-year allocation inputs; displayed values and growth are calculated: Revenue, format and title proxies constrain allocation. ([wipo.int](https://www.wipo.int/edocs/pubdocs/en/wipo-pub-xx.xx-2023-xx.xx-en-the-global-publishing-industry-in-2022.pdf))
- Evidence informing base-year allocation inputs; displayed values and growth are calculated: Turkish revenue constrains regional commissioning scale. ([wipo.int](https://www.wipo.int/edocs/pubdocs/en/wipo-pub-xx.xx-2023-xx.xx-en-the-global-publishing-industry-in-2022.pdf))
- Evidence informing forecast-year allocation inputs; displayed values and growth are calculated: Turkish revenue constrains regional commissioning scale. ([wipo.int](https://www.wipo.int/edocs/pubdocs/en/wipo-pub-xx.xx-2023-xx.xx-en-the-global-publishing-industry-in-2022.pdf))
- Evidence informing base-year allocation inputs; displayed values and growth are calculated: Nigerian registration activity supplies a modeled-demand input. ([wipo.int](https://www.wipo.int/edocs/pubdocs/en/wipo-pub-xx.xx-2023-xx.xx-en-the-global-publishing-industry-in-2022.pdf))
- Evidence informing forecast-year allocation inputs; displayed values and growth are calculated: Nigerian registration activity supplies a modeled-demand input. ([wipo.int](https://www.wipo.int/edocs/pubdocs/en/wipo-pub-xx.xx-2023-xx.xx-en-the-global-publishing-industry-in-2022.pdf))
- Evidence informing base-year allocation inputs; displayed values and growth are calculated: Country revenue, format and registration proxies constrain allocation. ([wipo.int](https://www.wipo.int/edocs/pubdocs/en/wipo-pub-xx.xx-2023-xx.xx-en-the-global-publishing-industry-in-2022.pdf))
- Evidence informing forecast-year allocation inputs; displayed values and growth are calculated: Country revenue, format and registration proxies constrain allocation. ([wipo.int](https://www.wipo.int/edocs/pubdocs/en/wipo-pub-xx.xx-2023-xx.xx-en-the-global-publishing-industry-in-2022.pdf))

5. 2024 年新闻出版统计公报

· Evidence informing the 2024 market-value input; displayed series and growth include calculations: For 2024, the official table reports xx.xx book copies or sheets and CNY xx.xx of book-publishing revenue. These constrain the demand bridge and historical contraction, rather than directly measuring printing-service sales.

· Evidence informing the 2025 market-value input; displayed series and growth include calculations: The 2024 book-publishing observation supplies the Chinese demand primitive for the 2025 model.

· Evidence informing base-year allocation inputs; displayed values and growth are calculated: 2024 book-publishing revenue of CNY xx.xx supplies the physical-demand proxy; reported output contraction qualifies growth assumptions. ([nppa.gov.cn](https://www.nppa.gov.cn/xxgk/fdzdgknr/tjxx/xx.xx/P020251218382424228218.pdf))

· Evidence informing forecast-year allocation inputs; displayed values and growth are calculated: 2024 book-publishing revenue of CNY xx.xx supplies the physical-demand proxy; reported output contraction qualifies growth assumptions. ([nppa.gov.cn](https://www.nppa.gov.cn/xxgk/fdzdgknr/tjxx/xx.xx/P020251218382424228218.pdf))

· Evidence informing base-year allocation inputs; displayed values and growth are calculated: The Chinese book-publishing observation is a major regional demand input, distinct from all printing and packaging industry revenue. ([nppa.gov.cn](https://www.nppa.gov.cn/xxgk/fdzdgknr/tjxx/xx.xx/P020251218382424228218.pdf))

· Evidence informing forecast-year allocation inputs; displayed values and growth are calculated: The Chinese book-publishing observation is a major regional demand input, distinct from all printing and packaging industry revenue. ([nppa.gov.cn](https://www.nppa.gov.cn/xxgk/fdzdgknr/tjxx/xx.xx/P020251218382424228218.pdf))

6. Foreign Exchange Rates - G.5A Annual, January 5, 2026

· Evidence informing the 2024 market-value input; displayed series and growth include calculations: The official 2024 annual-average conversion inputs are USD xx.xx per EUR, CNY xx.xx per USD and CAD xx.xx per USD.

· Evidence informing the 2025 market-value input; displayed series and growth include calculations: The exchange-rate table establishes the conversion basis of the preceding-year demand inputs used in the 2025 estimate; subsequent effective-USD price assumptions are modeled separately.

7. Book publishing industry, 2024 - Statistics Canada

· Evidence informing the 2024 market-value input; displayed series and growth include calculations: Canadian publishers reported CAD xx.xx of print sales outside the online category and CAD xx.xx of online print sales in 2024. Their sum, rather than total operating revenue, supplies the physical-book demand input.

· Evidence informing the 2025 market-value input; displayed series and growth include calculations: Reported cost of goods sold of CAD xx.xx, up CAD xx.xx from 2022, supplies a cost-pressure cross-check, not a directly attributable printing-services total.

· Evidence informing base-year allocation inputs; displayed values and growth are calculated: CAD xx.xx plus CAD xx.xx of print sales supplies a physical-book commissioning proxy; digital growth constrains the forecast mix. ([www150.statcan.gc.ca](https://www150.statcan.gc.ca/n1/daily-quotidien/xx.xx/dq260205b-eng.pdf))

· Evidence informing forecast-year allocation inputs; displayed values and growth are calculated: CAD xx.xx plus CAD xx.xx of print sales supplies a physical-book commissioning proxy; digital growth constrains the forecast mix. ([www150.statcan.gc.ca](https://www150.statcan.gc.ca/n1/daily-quotidien/xx.xx/dq260205b-eng.pdf))

· Evidence informing base-year allocation inputs; displayed values and growth are calculated: The Canadian physical-book input contributes to the North American demand index; it is publisher revenue, not service receipts. ([www150.statcan.gc.ca](https://www150.statcan.gc.ca/n1/daily-quotidien/xx.xx/dq260205b-eng.pdf))

· Evidence informing forecast-year allocation inputs; displayed values and growth are calculated: The Canadian physical-book input contributes to the North American demand index; it is publisher revenue, not service receipts. ([www150.statcan.gc.ca](https://www150.statcan.gc.ca/n1/daily-quotidien/xx.xx/dq260205b-eng.pdf))

8. U.S. Census Bureau - Books Printing: Shipments, annual table
   - Evidence informing the 2017 market-value input; displayed series and growth include calculations: U.S. books-printing shipments were USD xx.xx in 2017; this is a national production anchor for the historical model.
   - Evidence informing the 2018 market-value input; displayed series and growth include calculations: U.S. books-printing shipments were USD xx.xx in 2018.
   - Evidence informing the 2019 market-value input; displayed series and growth include calculations: U.S. books-printing shipments were USD xx.xx in 2019.
   - Evidence informing the 2020 market-value input; displayed series and growth include calculations: U.S. books-printing shipments were USD xx.xx in 2020.
   - Evidence informing the 2021 market-value input; displayed series and growth include calculations: U.S. books-printing shipments were USD xx.xx in 2021.
   - Evidence informing the 2022 market-value input; displayed series and growth include calculations: U.S. books-printing shipments were USD xx.xx in 2022.
   - Evidence informing the 2024 market-value input; displayed series and growth include calculations: U.S. books-printing shipments were USD xx.xx in 2024. This national industrial measure is narrower than the composite global service boundary.
9. U.S. Census Bureau - Book Publishers, All Establishments: Revenue, annual table
   - Evidence informing the 2024 market-value input; displayed series and growth include calculations: The Census annual series reports USD xx.xx of U.S. book-publisher revenue for 2024. A modeled xx.xx% physical-book proportion excludes digital and other adjacent receipts.
   - Evidence informing the 2025 market-value input; displayed series and growth include calculations: The 2024 Census observation replaces an older survey-based U.S. revenue bridge in the demand pool underlying 2025.
   - Evidence informing base-year allocation inputs; displayed values and growth are calculated: The official Census revenue-series page defines the publisher-receipt measure underlying the retained U.S. input; the exact 2024 cell was not independently re-extracted. ([fred.stlouisfed.org](https://fred.stlouisfed.org/data/AIES51113RCT00US))
   - Evidence informing forecast-year allocation inputs; displayed values and growth are calculated: The official Census revenue-series page defines the publisher-receipt measure underlying the retained U.S. input; the exact 2024 cell was not independently re-extracted. ([fred.stlouisfed.org](https://fred.stlouisfed.org/data/AIES51113RCT00US))
10. Scholastic Corporation - Form 10-K for the year ended May 31, 2025
    - Evidence informing the 2024 market-value input; displayed series and growth include calculations: Scholastic's fiscal 2024 product, service, production and inventory-reserve costs were xx.xx% of revenue; postage, freight, shipping, fulfillment and other costs were xx.xx%. These broad categories constrain, but do not directly establish, eligible outsourced-service spending.
    - Evidence informing the 2025 market-value input; displayed series and growth include calculations: The corresponding fiscal 2025 proportions were xx.xx% and xx.xx%. Royalties and prepublication amortization are separately disclosed, allowing their exclusion from the service-market bridge.
    - Evidence informing base-year allocation inputs; displayed values and growth are calculated: Book-club revenue was xx.xx% online-ordered and xx.xx% parent-ordered, while products typically went to classrooms. This challenges the use of online sales as a proxy for the external contractor's delivery model.
    - Evidence informing forecast-year allocation inputs; displayed values and growth are calculated: Book-club revenue was xx.xx% online-ordered and xx.xx% parent-ordered, while products typically went to classrooms. This challenges the use of online sales as a proxy for the external contractor's delivery model.

11. CEWE achieves all targets in 2025 and aims to further increase revenue and earnings in 2026
    - Evidence informing the 2025 market-value input; displayed series and growth include calculations: CEWE reported xx.xx CEWE PHOTOBOOK copies in 2025 versus xx.xx in 2024, supporting a positive specialty-book volume assumption without establishing global adoption.
    - Evidence informing the 2026 market-value input; displayed series and growth include calculations: Observed 2025 photobook growth informs the specialty-demand assumption for 2026; the market value remains modeled.
    - Evidence informing the 2032 market-value input; displayed series and growth include calculations: The observed specialty-book activity is a starting condition for the forecast, not independent proof of continued growth through 2032.
    - Evidence informing the 2040 market-value input; displayed series and growth include calculations: The forecast explicitly slows specialty-demand growth after 2032; this source supplies the initial commercial observation, not the long-term growth rate.
    - Evidence informing base-year allocation inputs; displayed values and growth are calculated: Company photobook activity constrains the materiality of specialty commissions; it does not establish the modeled European specialty multiplier or continued growth through 2032. ([ir.cewe.de](https://ir.cewe.de/en/news/cewe-achieves-all-targets-in-2025-and-aims-to-further-increase-revenue-and-earnings-in/70292c17-c943-xx.xx-bd11-4323b6ce54d8))
    - Evidence informing forecast-year allocation inputs; displayed values and growth are calculated: Company photobook activity constrains the materiality of specialty commissions; it does not establish the modeled European specialty multiplier or continued growth through 2032. ([ir.cewe.de](https://ir.cewe.de/en/news/cewe-achieves-all-targets-in-2025-and-aims-to-further-increase-revenue-and-earnings-in/70292c17-c943-xx.xx-bd11-4323b6ce54d8))
12. Paperback Printing Cost - Kindle Direct Publishing
    - Evidence informing the 2025 market-value input; displayed series and growth include calculations: The inspected U.S. paperback schedule charges USD xx.xx plus USD xx.xx per page for the specified regular-trim black-ink category. It provides a contemporary commercial price comparison for the assumed USD xx.xx self-publishing production receipt, not an observed historical price or volume.
    - Evidence informing the 2026 market-value input; displayed series and growth include calculations: The schedule distinguishes printing charges from royalties and retail list prices, supporting the production-receipt boundary used in the estimate.
13. European Book Publishing Statistics 2017
    - Evidence informing the 2017 market-value input; displayed series and growth include calculations: The association's primary survey reports approximately EUR xx.xx of European net publisher revenue for 2017, constraining the pre-pandemic demand level.
14. European Book Publishing Statistics 2019
    - Evidence informing the 2018 market-value input; displayed series and growth include calculations: The association reports approximately EUR xx.xx of publisher revenue for 2018.
    - Evidence informing the 2019 market-value input; displayed series and growth include calculations: The association reports approximately EUR xx.xx for 2019 and identifies a questionnaire change that limits exact comparability with earlier observations.
15. 2021 年新闻出版产业分析报告
    - Evidence informing the 2020 market-value input; displayed series and growth include calculations: The official report's 2021 comparison identifies a substantial rebound from 2020, constraining the pandemic-recovery bridge.
    - Evidence informing the 2021 market-value input; displayed series and growth include calculations: China reported xx.xx book copies or sheets in 2021, up xx.xx%; the report also distinguishes textbook output and reprints.
16. European Book Publishing Statistics 2023
    - Evidence informing the 2022 market-value input; displayed series and growth include calculations: European net publisher revenue was approximately EUR xx.xx in 2022; the association describes paper-cost pressure and price-led growth.

17. Foreign Exchange Rates - G.5A Annual, January 5, 2026
    - Evidence informing base-year allocation inputs; displayed values and growth are calculated: Official annual-average exchange-rate methodology supports the frozen common-USD conversion convention; it does not measure service demand. ([federalreserve.gov](https://www.federalreserve.gov/releases/g5a/xx.xx/))
    - Evidence informing forecast-year allocation inputs; displayed values and growth are calculated: Official annual-average exchange-rate methodology supports the frozen common-USD conversion convention; it does not measure service demand. ([federalreserve.gov](https://www.federalreserve.gov/releases/g5a/xx.xx/))
    - Evidence informing base-year allocation inputs; displayed values and growth are calculated: The annual currency-conversion convention prevents mixing local-currency demand inputs with USD allocation weights. ([federalreserve.gov](https://www.federalreserve.gov/releases/g5a/xx.xx/))
    - Evidence informing forecast-year allocation inputs; displayed values and growth are calculated: The annual currency-conversion convention prevents mixing local-currency demand inputs with USD allocation weights. ([federalreserve.gov](https://www.federalreserve.gov/releases/g5a/xx.xx/))
18. GCC Statistical Center - Education Statistics 2024 announcement, March 23, 2026
    - Evidence informing base-year allocation inputs; displayed values and growth are calculated: Approximately xx.xx general-school pupils constrain the regional educational customer pool; national apportionment and monetization are assumed. ([gccstat.org](https://www.gccstat.org/news/xx.xx))
    - Evidence informing forecast-year allocation inputs; displayed values and growth are calculated: Approximately xx.xx general-school pupils constrain the regional educational customer pool; national apportionment and monetization are assumed. ([gccstat.org](https://www.gccstat.org/news/xx.xx))
19. South African Book Publishing Industry Survey 2023-2024
    - Evidence informing base-year allocation inputs; displayed values and growth are calculated: The transparent national publisher survey supplies a regional commercial comparator, not an observed African printing-service total. ([publishsa.co.za](https://publishsa.co.za/wp-content/uploads/2025/xx.xx/South-African-Book-Publishing-Industry-Survey-2023-2024.pdf))
    - Evidence informing forecast-year allocation inputs; displayed values and growth are calculated: The transparent national publisher survey supplies a regional commercial comparator, not an observed African printing-service total. ([publishsa.co.za](https://publishsa.co.za/wp-content/uploads/2025/xx.xx/South-African-Book-Publishing-Industry-Survey-2023-2024.pdf))
20. Ministry of Education - Press conference release, December 17, 2024
    - Evidence informing base-year allocation inputs; displayed values and growth are calculated: The announced increase in annual NCERT textbook printing from xx.xx to xx.xx supports an educational-demand mechanism, not realized supplier receipts or the modeled forecast share. ([education.gov.in](https://www.education.gov.in/sites/upload_files/mhrd/files/PIB%20releae%20of%20the%20Press%20Conference%20held%20today.pdf))
    - Evidence informing forecast-year allocation inputs; displayed values and growth are calculated: The announced increase in annual NCERT textbook printing from xx.xx to xx.xx supports an educational-demand mechanism, not realized supplier receipts or the modeled forecast share. ([education.gov.in](https://www.education.gov.in/sites/upload_files/mhrd/files/PIB%20releae%20of%20the%20Press%20Conference%20held%20today.pdf))
21. Global Connect - Ingram Content Group
    - Evidence informing base-year allocation inputs; displayed values and growth are calculated: Agreement-dependent network access does not quantify Brazilian commissions or guarantee institutional awards. ([resources.ingramcontent.com](https://resources.ingramcontent.com/publishers/global-connect))
    - Evidence informing forecast-year allocation inputs; displayed values and growth are calculated: Agreement-dependent network access does not quantify Brazilian commissions or guarantee institutional awards. ([resources.ingramcontent.com](https://resources.ingramcontent.com/publishers/global-connect))

22. Paperback and Hardcover Distribution Rights - Kindle Direct Publishing
    - Evidence informing base-year allocation inputs; displayed values and growth are calculated: The marketplace-specific physical-book distribution restriction is not evidence of zero Mexican printing and packaging demand. ([kdp.amazon.com](https://kdp.amazon.com/en_US/help/topic/G201834280))
    - Evidence informing forecast-year allocation inputs; displayed values and growth are calculated: The marketplace-specific physical-book distribution restriction is not evidence of zero Mexican printing and packaging demand. ([kdp.amazon.com](https://kdp.amazon.com/en_US/help/topic/G201834280))

14.3. Order-Level Fulfillment

Table 235. Global Book Printing & Packaging Services Market Size, by Order-Level Fulfillment, by Region, 2017-2040 (USD Million)

Region	2017	2024	2025	2026	2027	2032	2040	CAGR (%)
Africa	xx.xx	xx.xx	xx.xx	xx.xx	xx.xx	xx.xx	xx.xx	xx.xx
Asia-Pacific	xx.xx	xx.xx	xx.xx	xx.xx	xx.xx	xx.xx	xx.xx	xx.xx
Europe	xx.xx	xx.xx	xx.xx	xx.xx	xx.xx	xx.xx	xx.xx	xx.xx
Latin America	xx.xx	xx.xx	xx.xx	xx.xx	xx.xx	xx.xx	xx.xx	xx.xx
Middle East	xx.xx	xx.xx	xx.xx	xx.xx	xx.xx	xx.xx	xx.xx	xx.xx
North America	xx.xx	xx.xx	xx.xx	xx.xx	xx.xx	xx.xx	xx.xx	xx.xx
Total	**xx.xx**	**xx.xx**	**xx.xx**	**xx.xx**	**xx.xx**	**xx.xx**	**xx.xx**	**xx.xx**

Table 236. Global Book Printing & Packaging Services Market Size, by Order-Level Fulfillment, by Group, 2017-2040 (USD Million)

Group	2017	2024	2025	2026	2027	2032	2040	CAGR (%)
ASEAN	xx.xx	xx.xx	xx.xx	xx.xx	xx.xx	xx.xx	xx.xx	xx.xx
BRICS	xx.xx	xx.xx	xx.xx	xx.xx	xx.xx	xx.xx	xx.xx	xx.xx
European Union	xx.xx	xx.xx	xx.xx	xx.xx	xx.xx	xx.xx	xx.xx	xx.xx
G7	xx.xx	xx.xx	xx.xx	xx.xx	xx.xx	xx.xx	xx.xx	xx.xx
GCC	xx.xx	xx.xx	xx.xx	xx.xx	xx.xx	xx.xx	xx.xx	xx.xx
NATO	xx.xx	xx.xx	xx.xx	xx.xx	xx.xx	xx.xx	xx.xx	xx.xx

Table 237. Global Book Printing & Packaging Services Market Size, by Order-Level Fulfillment, by Country, 2017-2040 (USD Million)

Country	2017	2024	2025	2026	2027	2032	2040	CAGR (%)
Australia	xx.xx	xx.xx	xx.xx	xx.xx	xx.xx	xx.xx	xx.xx	xx.xx
Brazil	xx.xx	xx.xx	xx.xx	xx.xx	xx.xx	xx.xx	xx.xx	xx.xx
Canada	xx.xx	xx.xx	xx.xx	xx.xx	xx.xx	xx.xx	xx.xx	xx.xx
China	xx.xx	xx.xx	xx.xx	xx.xx	xx.xx	xx.xx	xx.xx	xx.xx
France	xx.xx	xx.xx	xx.xx	xx.xx	xx.xx	xx.xx	xx.xx	xx.xx
Germany	xx.xx	xx.xx	xx.xx	xx.xx	xx.xx	xx.xx	xx.xx	xx.xx
India	xx.xx	xx.xx	xx.xx	xx.xx	xx.xx	xx.xx	xx.xx	xx.xx
Italy	xx.xx	xx.xx	xx.xx	xx.xx	xx.xx	xx.xx	xx.xx	xx.xx
Japan	xx.xx	xx.xx	xx.xx	xx.xx	xx.xx	xx.xx	xx.xx	xx.xx
Mexico	xx.xx	xx.xx	xx.xx	xx.xx	xx.xx	xx.xx	xx.xx	xx.xx
Russia	xx.xx	xx.xx	xx.xx	xx.xx	xx.xx	xx.xx	xx.xx	xx.xx
South Korea	xx.xx	xx.xx	xx.xx	xx.xx	xx.xx	xx.xx	xx.xx	xx.xx
Spain	xx.xx	xx.xx	xx.xx	xx.xx	xx.xx	xx.xx	xx.xx	xx.xx
United Kingdom	xx.xx	xx.xx	xx.xx	xx.xx	xx.xx	xx.xx	xx.xx	xx.xx
United States	xx.xx	xx.xx	xx.xx	xx.xx	xx.xx	xx.xx	xx.xx	xx.xx
Others	xx.xx	xx.xx	xx.xx	xx.xx	xx.xx	xx.xx	xx.xx	xx.xx
Total	**xx.xx**	**xx.xx**	**xx.xx**	**xx.xx**	**xx.xx**	**xx.xx**	**xx.xx**	**xx.xx**

Sources & Evidence

1. Scottish Government - Print and Associated Services Framework, Lot 1 Buyer Guide: Framework Objectives

   · Taxonomy evidence: Finished goods may be held for customer call-off and distribution on demand. This supports releases from existing stock, but does not establish that every call-off is a separate recipient order. ([gov.scot](https://www.gov.scot/publications/procurement-framework-agreement-for-print-and-associated-services-2023-lot-xx.xx-buyer-guide/pages/framework-overview/))

   · Evidence informing base-year allocation inputs; displayed values and growth are calculated: The coexistence of stock holding, call-off and distribution-list obligations supports separating production trigger from fulfillment responsibility; call-off alone does not establish transaction-level fulfillment.

   · Evidence informing forecast-year allocation inputs; displayed values and growth are calculated: The coexistence of stock holding, call-off and distribution-list obligations supports separating production trigger from fulfillment responsibility; call-off alone does not establish transaction-level fulfillment.

2. U.S. Government Publishing Office - Organizational Transformation Evaluation, Report 22-06, May 19, 2022

   · Taxonomy evidence: Print-on-demand is explicitly discussed as an order-fulfillment method; the report does not fully specify recipient-level picking and packing from existing inventory. ([oversight.gov](https://www.oversight.gov/sites/default/files/documents/reports/2022-xx.xx/GPOOTEReport-xx.xx-0619May2022Final.pdf))

3. Library of Congress, National Library Service - Braille on Demand

· Taxonomy evidence: Patrons request particular physical books for personal retention, supporting a recipient-requested arrangement rather than only a commissioner-preallocated distribution list. Separate picking/packing revenue is not established.
([loc.gov](https://www.loc.gov/nls/services-and-resources/braille-on-demand/))

4. European Book Publishing Statistics 2024

· Evidence informing the 2024 market-value input; displayed series and growth include calculations: European publishers reported approximately EUR xx.xx of net book-sales revenue in 2024. The disclosed ebook and audiobook proportions inform the modeled xx.xx% physical-book revenue proportion; publisher revenue is an input, not printing-service revenue.

· Evidence informing the 2025 market-value input; displayed series and growth include calculations: The 2024 publisher-revenue and format observations provide the European demand input carried into the 2025 estimate.

· Evidence informing base-year allocation inputs; displayed values and growth are calculated: EUR xx.xx of 2024 publisher revenue and weakening physical volumes constrain the European demand weight and forecast, not directly observed service shares.
([fep-fee.eu](https://www.fep-fee.eu/European-Book-Publishing-Statistics-2024))

· Evidence informing forecast-year allocation inputs; displayed values and growth are calculated: EUR xx.xx of 2024 publisher revenue and weakening physical volumes constrain the European demand weight and forecast, not directly observed service shares.
([fep-fee.eu](https://www.fep-fee.eu/European-Book-Publishing-Statistics-2024))

5. The Global Publishing Industry in 2022

- Evidence informing the 2024 market-value input; displayed series and growth include calculations: Table xx.xx supplies country-level publishing revenues and identifies differences between retail-value, publisher-revenue, print-only and prior-year observations. Selected non-European country observations are adjusted for physical formats and period before estimating production spending.
- Evidence informing the 2025 market-value input; displayed series and growth include calculations: The selected country observations contribute to the demand pool underlying the 2025 working estimate. Nielsen retail datasets elsewhere in the publication are not used.
- Evidence informing base-year allocation inputs; displayed values and growth are calculated: Country revenue/format proxies constrain commissioning weights. ([wipo.int](https://www.wipo.int/edocs/pubdocs/en/wipo-pub-xx.xx-2023-xx.xx-en-the-global-publishing-industry-in-2022.pdf))
- Evidence informing forecast-year allocation inputs; displayed values and growth are calculated: Country revenue/format proxies constrain commissioning weights. ([wipo.int](https://www.wipo.int/edocs/pubdocs/en/wipo-pub-xx.xx-2023-xx.xx-en-the-global-publishing-industry-in-2022.pdf))
- Evidence informing base-year allocation inputs; displayed values and growth are calculated: Revenue and registration proxies constrain allocation. ([wipo.int](https://www.wipo.int/edocs/pubdocs/en/wipo-pub-xx.xx-2023-xx.xx-en-the-global-publishing-industry-in-2022.pdf))
- Evidence informing forecast-year allocation inputs; displayed values and growth are calculated: Revenue and registration proxies constrain allocation. ([wipo.int](https://www.wipo.int/edocs/pubdocs/en/wipo-pub-xx.xx-2023-xx.xx-en-the-global-publishing-industry-in-2022.pdf))
- Evidence informing base-year allocation inputs; displayed values and growth are calculated: Revenue, format and title proxies constrain allocation. ([wipo.int](https://www.wipo.int/edocs/pubdocs/en/wipo-pub-xx.xx-2023-xx.xx-en-the-global-publishing-industry-in-2022.pdf))
- Evidence informing forecast-year allocation inputs; displayed values and growth are calculated: Revenue, format and title proxies constrain allocation. ([wipo.int](https://www.wipo.int/edocs/pubdocs/en/wipo-pub-xx.xx-2023-xx.xx-en-the-global-publishing-industry-in-2022.pdf))
- Evidence informing base-year allocation inputs; displayed values and growth are calculated: Turkish revenue constrains regional commissioning scale. ([wipo.int](https://www.wipo.int/edocs/pubdocs/en/wipo-pub-xx.xx-2023-xx.xx-en-the-global-publishing-industry-in-2022.pdf))
- Evidence informing forecast-year allocation inputs; displayed values and growth are calculated: Turkish revenue constrains regional commissioning scale. ([wipo.int](https://www.wipo.int/edocs/pubdocs/en/wipo-pub-xx.xx-2023-xx.xx-en-the-global-publishing-industry-in-2022.pdf))
- Evidence informing base-year allocation inputs; displayed values and growth are calculated: Nigerian registration activity supplies a modeled-demand input. ([wipo.int](https://www.wipo.int/edocs/pubdocs/en/wipo-pub-xx.xx-2023-xx.xx-en-the-global-publishing-industry-in-2022.pdf))
- Evidence informing forecast-year allocation inputs; displayed values and growth are calculated: Nigerian registration activity supplies a modeled-demand input. ([wipo.int](https://www.wipo.int/edocs/pubdocs/en/wipo-pub-xx.xx-2023-xx.xx-en-the-global-publishing-industry-in-2022.pdf))
- Evidence informing base-year allocation inputs; displayed values and growth are calculated: Country revenue, format and registration proxies constrain allocation. ([wipo.int](https://www.wipo.int/edocs/pubdocs/en/wipo-pub-xx.xx-2023-xx.xx-en-the-global-publishing-industry-in-2022.pdf))
- Evidence informing forecast-year allocation inputs; displayed values and growth are calculated: Country revenue, format and registration proxies constrain allocation. ([wipo.int](https://www.wipo.int/edocs/pubdocs/en/wipo-pub-xx.xx-2023-xx.xx-en-the-global-publishing-industry-in-2022.pdf))

6. 2024 年新闻出版统计公报

· Evidence informing the 2024 market-value input; displayed series and growth include calculations: For 2024, the official table reports xx.xx book copies or sheets and CNY xx.xx of book-publishing revenue. These constrain the demand bridge and historical contraction, rather than directly measuring printing-service sales.

· Evidence informing the 2025 market-value input; displayed series and growth include calculations: The 2024 book-publishing observation supplies the Chinese demand primitive for the 2025 model.

· Evidence informing base-year allocation inputs; displayed values and growth are calculated: 2024 book-publishing revenue of CNY xx.xx supplies the physical-demand proxy; reported output contraction qualifies growth assumptions. ([nppa.gov.cn](https://www.nppa.gov.cn/xxgk/fdzdgknr/tjxx/xx.xx/P020251218382424228218.pdf))

· Evidence informing forecast-year allocation inputs; displayed values and growth are calculated: 2024 book-publishing revenue of CNY xx.xx supplies the physical-demand proxy; reported output contraction qualifies growth assumptions. ([nppa.gov.cn](https://www.nppa.gov.cn/xxgk/fdzdgknr/tjxx/xx.xx/P020251218382424228218.pdf))

· Evidence informing base-year allocation inputs; displayed values and growth are calculated: The Chinese book-publishing observation is a major regional demand input, distinct from all printing and packaging industry revenue. ([nppa.gov.cn](https://www.nppa.gov.cn/xxgk/fdzdgknr/tjxx/xx.xx/P020251218382424228218.pdf))

· Evidence informing forecast-year allocation inputs; displayed values and growth are calculated: The Chinese book-publishing observation is a major regional demand input, distinct from all printing and packaging industry revenue. ([nppa.gov.cn](https://www.nppa.gov.cn/xxgk/fdzdgknr/tjxx/xx.xx/P020251218382424228218.pdf))

7. Foreign Exchange Rates - G.5A Annual, January 5, 2026

· Evidence informing the 2024 market-value input; displayed series and growth include calculations: The official 2024 annual-average conversion inputs are USD xx.xx per EUR, CNY xx.xx per USD and CAD xx.xx per USD.

· Evidence informing the 2025 market-value input; displayed series and growth include calculations: The exchange-rate table establishes the conversion basis of the preceding-year demand inputs used in the 2025 estimate; subsequent effective-USD price assumptions are modeled separately.

8. Book publishing industry, 2024 - Statistics Canada

· Evidence informing the 2024 market-value input; displayed series and growth include calculations: Canadian publishers reported CAD xx.xx of print sales outside the online category and CAD xx.xx of online print sales in 2024. Their sum, rather than total operating revenue, supplies the physical-book demand input.

· Evidence informing the 2025 market-value input; displayed series and growth include calculations: Reported cost of goods sold of CAD xx.xx, up CAD xx.xx from 2022, supplies a cost-pressure cross-check, not a directly attributable printing-services total.

· Evidence informing base-year allocation inputs; displayed values and growth are calculated: CAD xx.xx plus CAD xx.xx of print sales supplies a physical-book commissioning proxy; digital growth constrains the forecast mix. ([www150.statcan.gc.ca](https://www150.statcan.gc.ca/n1/daily-quotidien/xx.xx/dq260205b-eng.pdf))

· Evidence informing forecast-year allocation inputs; displayed values and growth are calculated: CAD xx.xx plus CAD xx.xx of print sales supplies a physical-book commissioning proxy; digital growth constrains the forecast mix. ([www150.statcan.gc.ca](https://www150.statcan.gc.ca/n1/daily-quotidien/xx.xx/dq260205b-eng.pdf))

· Evidence informing base-year allocation inputs; displayed values and growth are calculated: The Canadian physical-book input contributes to the North American demand index; it is publisher revenue, not service receipts. ([www150.statcan.gc.ca](https://www150.statcan.gc.ca/n1/daily-quotidien/xx.xx/dq260205b-eng.pdf))

· Evidence informing forecast-year allocation inputs; displayed values and growth are calculated: The Canadian physical-book input contributes to the North American demand index; it is publisher revenue, not service receipts. ([www150.statcan.gc.ca](https://www150.statcan.gc.ca/n1/daily-quotidien/xx.xx/dq260205b-eng.pdf))

9. U.S. Census Bureau - Books Printing: Shipments, annual table
   - Evidence informing the 2017 market-value input; displayed series and growth include calculations: U.S. books-printing shipments were USD xx.xx in 2017; this is a national production anchor for the historical model.
   - Evidence informing the 2018 market-value input; displayed series and growth include calculations: U.S. books-printing shipments were USD xx.xx in 2018.
   - Evidence informing the 2019 market-value input; displayed series and growth include calculations: U.S. books-printing shipments were USD xx.xx in 2019.
   - Evidence informing the 2020 market-value input; displayed series and growth include calculations: U.S. books-printing shipments were USD xx.xx in 2020.
   - Evidence informing the 2021 market-value input; displayed series and growth include calculations: U.S. books-printing shipments were USD xx.xx in 2021.
   - Evidence informing the 2022 market-value input; displayed series and growth include calculations: U.S. books-printing shipments were USD xx.xx in 2022.
   - Evidence informing the 2024 market-value input; displayed series and growth include calculations: U.S. books-printing shipments were USD xx.xx in 2024. This national industrial measure is narrower than the composite global service boundary.
10. U.S. Census Bureau - Book Publishers, All Establishments: Revenue, annual table
    - Evidence informing the 2024 market-value input; displayed series and growth include calculations: The Census annual series reports USD xx.xx of U.S. book-publisher revenue for 2024. A modeled xx.xx% physical-book proportion excludes digital and other adjacent receipts.
    - Evidence informing the 2025 market-value input; displayed series and growth include calculations: The 2024 Census observation replaces an older survey-based U.S. revenue bridge in the demand pool underlying 2025.
    - Evidence informing base-year allocation inputs; displayed values and growth are calculated: The official Census revenue-series page defines the publisher-receipt measure underlying the retained U.S. input; the exact 2024 cell was not independently re-extracted. ([fred.stlouisfed.org](https://fred.stlouisfed.org/data/AIES51113RCT00US))
    - Evidence informing forecast-year allocation inputs; displayed values and growth are calculated: The official Census revenue-series page defines the publisher-receipt measure underlying the retained U.S. input; the exact 2024 cell was not independently re-extracted. ([fred.stlouisfed.org](https://fred.stlouisfed.org/data/AIES51113RCT00US))
11. Scholastic Corporation - Form 10-K for the year ended May 31, 2025
    - Evidence informing the 2024 market-value input; displayed series and growth include calculations: Scholastic's fiscal 2024 product, service, production and inventory-reserve costs were xx.xx% of revenue; postage, freight, shipping, fulfillment and other costs were xx.xx%. These broad categories constrain, but do not directly establish, eligible outsourced-service spending.
    - Evidence informing the 2025 market-value input; displayed series and growth include calculations: The corresponding fiscal 2025 proportions were xx.xx% and xx.xx%. Royalties and prepublication amortization are separately disclosed, allowing their exclusion from the service-market bridge.
    - Evidence informing base-year allocation inputs; displayed values and growth are calculated: Direct printer-to-customer fulfillment is a disclosed option. Broader logistics/other costs were xx.xx% of revenue versus xx.xx% previously, providing a cost-boundary check but no global order-level share or service-price growth observation.
    - Evidence informing forecast-year allocation inputs; displayed values and growth are calculated: Direct printer-to-customer fulfillment is a disclosed option. Broader logistics/other costs were xx.xx% of revenue versus xx.xx% previously, providing a cost-boundary check but no global order-level share or service-price growth observation.

12. CEWE achieves all targets in 2025 and aims to further increase revenue and earnings in 2026
    - Evidence informing the 2025 market-value input; displayed series and growth include calculations: CEWE reported xx.xx CEWE PHOTOBOOK copies in 2025 versus xx.xx in 2024, supporting a positive specialty-book volume assumption without establishing global adoption.
    - Evidence informing the 2026 market-value input; displayed series and growth include calculations: Observed 2025 photobook growth informs the specialty-demand assumption for 2026; the market value remains modeled.
    - Evidence informing the 2032 market-value input; displayed series and growth include calculations: The observed specialty-book activity is a starting condition for the forecast, not independent proof of continued growth through 2032.
    - Evidence informing the 2040 market-value input; displayed series and growth include calculations: The forecast explicitly slows specialty-demand growth after 2032; this source supplies the initial commercial observation, not the long-term growth rate.
    - Evidence informing base-year allocation inputs; displayed values and growth are calculated: Company photobook activity constrains the materiality of specialty commissions; it does not establish the modeled European specialty multiplier or continued growth through 2032. ([ir.cewe.de](https://ir.cewe.de/en/news/cewe-achieves-all-targets-in-2025-and-aims-to-further-increase-revenue-and-earnings-in/70292c17-c943-xx.xx-bd11-4323b6ce54d8))
    - Evidence informing forecast-year allocation inputs; displayed values and growth are calculated: Company photobook activity constrains the materiality of specialty commissions; it does not establish the modeled European specialty multiplier or continued growth through 2032. ([ir.cewe.de](https://ir.cewe.de/en/news/cewe-achieves-all-targets-in-2025-and-aims-to-further-increase-revenue-and-earnings-in/70292c17-c943-xx.xx-bd11-4323b6ce54d8))
    - Evidence informing base-year allocation inputs; displayed values and growth are calculated: Reported photobook units increased from xx.xx in 2024 to xx.xx in 2025. The 2026 guidance of xx.xx-xx.xx copies qualifies aggressive extrapolation. These constrain specialty activity assumptions, not global delivery shares.
    - Evidence informing forecast-year allocation inputs; displayed values and growth are calculated: Reported photobook units increased from xx.xx in 2024 to xx.xx in 2025. The 2026 guidance of xx.xx-xx.xx copies qualifies aggressive extrapolation. These constrain specialty activity assumptions, not global delivery shares.
13. Paperback Printing Cost - Kindle Direct Publishing
    - Evidence informing the 2025 market-value input; displayed series and growth include calculations: The inspected U.S. paperback schedule charges USD xx.xx plus USD xx.xx per page for the specified regular-trim black-ink category. It provides a contemporary commercial price comparison for the assumed USD xx.xx self-publishing production receipt, not an observed historical price or volume.
    - Evidence informing the 2026 market-value input; displayed series and growth include calculations: The schedule distinguishes printing charges from royalties and retail list prices, supporting the production-receipt boundary used in the estimate.
    - Evidence informing base-year allocation inputs; displayed values and growth are calculated: The relevant current U.S. paperback printing schedule is USD xx.xx plus USD xx.xx per page, giving USD xx.xx at xx.xx pages. This is a commercial price comparison for creator-production receipts, not proof of 2025 realization, volume or fulfillment mix.
    - Evidence informing forecast-year allocation inputs; displayed values and growth are calculated: The relevant current U.S. paperback printing schedule is USD xx.xx plus USD xx.xx per page, giving USD xx.xx at xx.xx pages. This is a commercial price comparison for creator-production receipts, not proof of 2025 realization, volume or fulfillment mix.
14. European Book Publishing Statistics 2017
    - Evidence informing the 2017 market-value input; displayed series and growth include calculations: The association's primary survey reports approximately EUR xx.xx of European net publisher revenue for 2017, constraining the pre-pandemic demand level.

15. European Book Publishing Statistics 2019

- Evidence informing the 2018 market-value input; displayed series and growth include calculations: The association reports approximately EUR xx.xx of publisher revenue for 2018.
- Evidence informing the 2019 market-value input; displayed series and growth include calculations: The association reports approximately EUR xx.xx for 2019 and identifies a questionnaire change that limits exact comparability with earlier observations.

16. 2021 年新闻出版产业分析报告

- Evidence informing the 2020 market-value input; displayed series and growth include calculations: The official report's 2021 comparison identifies a substantial rebound from 2020, constraining the pandemic-recovery bridge.
- Evidence informing the 2021 market-value input; displayed series and growth include calculations: China reported xx.xx book copies or sheets in 2021, up xx.xx%; the report also distinguishes textbook output and reprints.

17. European Book Publishing Statistics 2023

- Evidence informing the 2022 market-value input; displayed series and growth include calculations: European net publisher revenue was approximately EUR xx.xx in 2022; the association describes paper-cost pressure and price-led growth.

18. Foreign Exchange Rates - G.5A Annual, January 5, 2026

- Evidence informing base-year allocation inputs; displayed values and growth are calculated: Official annual-average exchange-rate methodology supports the frozen common-USD conversion convention; it does not measure service demand. ([federalreserve.gov](https://www.federalreserve.gov/releases/g5a/xx.xx/))
- Evidence informing forecast-year allocation inputs; displayed values and growth are calculated: Official annual-average exchange-rate methodology supports the frozen common-USD conversion convention; it does not measure service demand. ([federalreserve.gov](https://www.federalreserve.gov/releases/g5a/xx.xx/))
- Evidence informing base-year allocation inputs; displayed values and growth are calculated: The annual currency-conversion convention prevents mixing local-currency demand inputs with USD allocation weights. ([federalreserve.gov](https://www.federalreserve.gov/releases/g5a/xx.xx/))
- Evidence informing forecast-year allocation inputs; displayed values and growth are calculated: The annual currency-conversion convention prevents mixing local-currency demand inputs with USD allocation weights. ([federalreserve.gov](https://www.federalreserve.gov/releases/g5a/xx.xx/))

19. GCC Statistical Center - Education Statistics 2024 announcement, March 23, 2026

- Evidence informing base-year allocation inputs; displayed values and growth are calculated: Approximately xx.xx general-school pupils constrain the regional educational customer pool; national apportionment and monetization are assumed. ([gccstat.org](https://www.gccstat.org/news/xx.xx))
- Evidence informing forecast-year allocation inputs; displayed values and growth are calculated: Approximately xx.xx general-school pupils constrain the regional educational customer pool; national apportionment and monetization are assumed. ([gccstat.org](https://www.gccstat.org/news/xx.xx))

20. South African Book Publishing Industry Survey 2023-2024

- Evidence informing base-year allocation inputs; displayed values and growth are calculated: The transparent national publisher survey supplies a regional commercial comparator, not an observed African printing-service total. ([publishsa.co.za](https://publishsa.co.za/wp-content/uploads/2025/xx.xx/South-African-Book-Publishing-Industry-Survey-2023-2024.pdf))
- Evidence informing forecast-year allocation inputs; displayed values and growth are calculated: The transparent national publisher survey supplies a regional commercial comparator, not an observed African printing-service total. ([publishsa.co.za](https://publishsa.co.za/wp-content/uploads/2025/xx.xx/South-African-Book-Publishing-Industry-Survey-2023-2024.pdf))

21. Ministry of Education - Press conference release, December 17, 2024

· Evidence informing base-year allocation inputs; displayed values and growth are calculated: The announced increase in annual NCERT textbook printing from xx.xx to xx.xx supports an educational-demand mechanism, not realized supplier receipts or the modeled forecast share. ([education.gov.in](https://www.education.gov.in/sites/upload_files/mhrd/files/PIB%20releae%20of%20the%20Press%20Conference%20held%20today.pdf))

· Evidence informing forecast-year allocation inputs; displayed values and growth are calculated: The announced increase in annual NCERT textbook printing from xx.xx to xx.xx supports an educational-demand mechanism, not realized supplier receipts or the modeled forecast share. ([education.gov.in](https://www.education.gov.in/sites/upload_files/mhrd/files/PIB%20releae%20of%20the%20Press%20Conference%20held%20today.pdf))

22. Global Connect - Ingram Content Group

· Evidence informing base-year allocation inputs; displayed values and growth are calculated: Agreement-dependent network access does not quantify Brazilian commissions or guarantee institutional awards. ([resources.ingramcontent.com](https://resources.ingramcontent.com/publishers/global-connect))

· Evidence informing forecast-year allocation inputs; displayed values and growth are calculated: Agreement-dependent network access does not quantify Brazilian commissions or guarantee institutional awards. ([resources.ingramcontent.com](https://resources.ingramcontent.com/publishers/global-connect))

23. Paperback and Hardcover Distribution Rights - Kindle Direct Publishing

· Evidence informing base-year allocation inputs; displayed values and growth are calculated: The marketplace-specific physical-book distribution restriction is not evidence of zero Mexican printing and packaging demand. ([kdp.amazon.com](https://kdp.amazon.com/en_US/help/topic/G201834280))

· Evidence informing forecast-year allocation inputs; displayed values and growth are calculated: The marketplace-specific physical-book distribution restriction is not evidence of zero Mexican printing and packaging demand. ([kdp.amazon.com](https://kdp.amazon.com/en_US/help/topic/G201834280))

24. How Does Merchant Pricing Work for Ecommerce Stores? - Lulu Direct

· Evidence informing base-year allocation inputs; displayed values and growth are calculated: Merchant retail receipts are separate from payments for printing and fulfillment. The current page lists a USD xx.xx fulfillment fee, with shipping and taxes separately calculated. This supports the service-value boundary, not a historical average fee or global order volume.

· Evidence informing forecast-year allocation inputs; displayed values and growth are calculated: Merchant retail receipts are separate from payments for printing and fulfillment. The current page lists a USD xx.xx fulfillment fee, with shipping and taxes separately calculated. This supports the service-value boundary, not a historical average fee or global order volume.

15. Book Printing & Packaging Services Market, by Procurement Channel

Direct Provider Contracting can coexist with an administered purchasing system. Under GPO's Simplified Purchase Agreement, authorized agency users select certified vendors, solicit quotations, and award orders directly, while GPO pays the vendor and invoices the agency. ■■■■■■ ■■■■■■■■ ■■■■■■■■■ ■■■■ ■■■ ■■■■ ■■■■ ■■■■■ ■■■■■■■■■■■ ■■■■■■■■ ■■■ ■■■■■■■■■■ ■■■■■■■■ ■■■■ ■■■■ ■■■ ■■■■■■■■■■■■■ ■■■■■■■■■■■■■ ■■■■■■ ■■■■■■ ■■■■■■■■ ■■■ ■■■■■■■■■■■ ■■■■■■■■ ■■■ ■■■■■■■■ ■■■■■■■■■■■■■■ ■■■■■■■■■■■■■■■■■ ■■■■■■ ■■■■ ■■■■■■■■ ■■■ ■■■■■■■■■■■■ ■■■■■■ ■■ ■■■ ■■■■ ■■■ ■■■■■■■■■

Intermediary-Led Contracting purchases supplier access and coordination as well as the underlying production work. ■■■■■ ■■■■■■■■■ ■■■■■■■■■■■ ■■■■■■■■ ■■■■■■■■■■■■■ ■■■■■■■■■■■■ ■■■■■■ ■■■■■■■■■■■■■ ■■■ ■■■■■■■■■■■■■■ ■■■■ ■■■■■■■■■ ■■■■ ■■■■■ ■■■■ ■■ ■■■■■■■■■■■ ■■■■ ■■■ ■■■■■ ■■■■■ ■■■■■ ■■■■■■■■■■■■■ ■■ ■■■■■■ ■■■■■■ ■■■ ■■■■■■■■■■ ■■■■■■■■ ■■■■■■■■ ■■■ ■■■■■ ■■■■■■■■ ■■ ■■■ ■■■■■■■■■■■■ ■■■■■■■■■■ ■■■■■■■■ ■■■■■■■■■■■■■■ ■■■■■■■■■■■■■■ ■■■■■■■■■ ■■■ ■■■■■■ ■■■■■■■■■■■■ Direct contracting remains preferable when the buyer can manage the interfaces and wants direct control of individual providers; intermediation reduces buyer-managed interfaces but creates dependence on the coordinator's commitments.

Figure 24. Global Book Printing & Packaging Services Market Size, by Procurement Channel, 2025 (%)

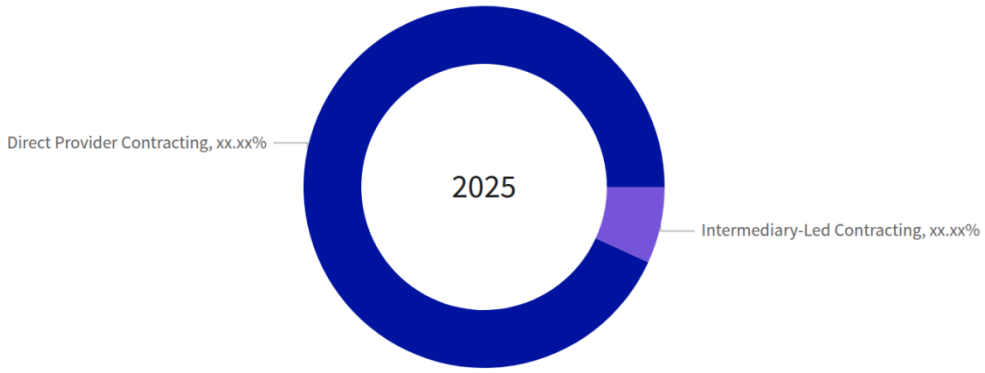

Figure 25. Global Book Printing & Packaging Services Market, by Procurement Channel, 2032 (USD Million)

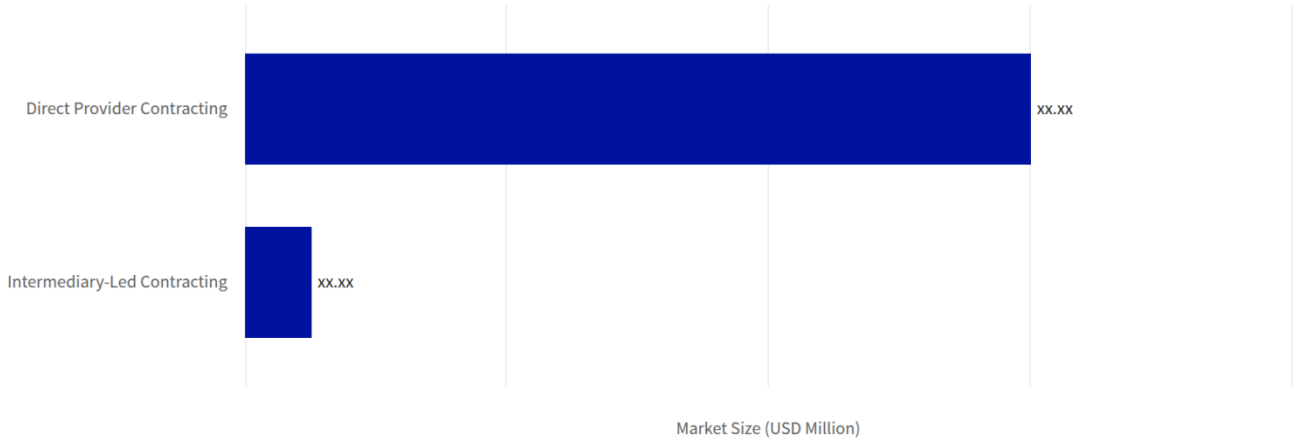

Table 238. Global Book Printing & Packaging Services Market, by Procurement Channel growth contribution, 2025-2032

Category	2025 value (USD Million)	2032 value (USD Million)	Added value (USD Million)	2025 share (%)	2032 share (%)	Change (pp)	Growth share (%)	CAGR (%)
Direct Provider Contracting	xx.xx	xx.xx	xx.xx	xx.xx	xx.xx	xx.xx	xx.xx	xx.xx
Intermediary-Led Contracting	xx.xx	xx.xx	xx.xx	xx.xx	xx.xx	xx.xx	xx.xx	xx.xx
Scope total	**xx.xx**	**xx.xx**	**xx.xx**	**xx.xx**	**xx.xx**	**xx.xx**	**xx.xx**	**xx.xx**

Table 239. Global Book Printing & Packaging Services Market Size, by Procurement Channel, 2017-2040 (USD Million)

Procurement Channel	2017	2024	2025	2026	2027	2032	2040	CAGR (%)
Direct Provider Contracting	xx.xx	xx.xx	xx.xx	xx.xx	xx.xx	xx.xx	xx.xx	xx.xx
Intermediary-Led Contracting	xx.xx	xx.xx	xx.xx	xx.xx	xx.xx	xx.xx	xx.xx	xx.xx
Total	**xx.xx**	**xx.xx**	**xx.xx**	**xx.xx**	**xx.xx**	**xx.xx**	**xx.xx**	**xx.xx**

Sources & Evidence

1. Global Print Services | China, Europe, SE Asia, USA & India

   · Imago advertises supplier relationships and coordination across manufacturers for multicomponent book-related projects; its page does not establish contract-specific liability. ([imagogroup.com](https://imagogroup.com/global-print-services/))

   · Evidence informing base-year allocation inputs; displayed values and growth are calculated: Imago describes sourcing suppliers and coordinating multiple manufacturers for book-related projects. Its cumulative customer relationships establish the offered intermediary role but are not annual revenue or allocation weights.

   · Evidence informing forecast-year allocation inputs; displayed values and growth are calculated: Imago describes sourcing suppliers and coordinating multiple manufacturers for book-related projects. Its cumulative customer relationships establish the offered intermediary role but are not annual revenue or allocation weights.

2. Simplified Purchase Agreement

   · GPO's SPA allows authorized agency users to select certified vendors and award orders directly; GPO pays the vendor and invoices the agency. ([gpo.gov](https://www.gpo.gov/how-to-work-with-us/agency/services-for-agencies/simplified-purchase-agreement))

   · Evidence informing base-year allocation inputs; displayed values and growth are calculated: SPA permits agency awards directly to certified vendors for purchases up to USD xx.xx while GPO pays vendors and invoices agencies. This supports classifying by the contracting relationship rather than the invoice payer, not a numerical global weight.

   · Evidence informing forecast-year allocation inputs; displayed values and growth are calculated: SPA permits agency awards directly to certified vendors for purchases up to USD xx.xx while GPO pays vendors and invoices agencies. This supports classifying by the contracting relationship rather than the invoice payer, not a numerical global weight.

3. 2022 North American Industry Classification System - United States

   · Taxonomy evidence: Printing brokers are classified separately from performing book-printing establishments, supporting a relationship-based channel distinction. ([census.gov](https://www.census.gov/naics/reference_files_tools/2022_NAICS_Manual.pdf))

   · Taxonomy evidence: The 2022 classification separately identifies book printing and printing brokers, supplying an official activity distinction between performing production and intermediating its procurement. ([census.gov](https://www.census.gov/naics/reference_files_tools/2022_NAICS_Manual.pdf))

4. Government Commercial Agency - Print and Digital Communications, RM6297

   · Taxonomy evidence: The inspected framework distinguishes customers needing a print manager from simpler print purchasing. Direct award is an award procedure, not proof of direct manufacturer contracting. ([webprod-cms.crowncommercial.gov.uk](https://www.webprod-cms.crowncommercial.gov.uk/agreements/RM6297))

5. Print and Digital Communications - RM6297

   · Taxonomy evidence: The framework distinguishes buyers needing a print manager from buyers seeking simpler print purchasing, corroborating the commercial relevance of procurement-service roles. ([webprod-cms.crowncommercial.gov.uk](https://www.webprod-cms.crowncommercial.gov.uk/agreements/RM6297))

6. European Book Publishing Statistics 2024

   · Evidence informing the 2024 market-value input; displayed series and growth include calculations: European publishers reported approximately EUR xx.xx of net book-sales revenue in 2024. The disclosed ebook and audiobook proportions inform the modeled xx.xx% physical-book revenue proportion; publisher revenue is an input, not printing-service revenue.

   · Evidence informing the 2025 market-value input; displayed series and growth include calculations: The 2024 publisher-revenue and format observations provide the European demand input carried into the 2025 estimate.

7. The Global Publishing Industry in 2022
   - Evidence informing the 2024 market-value input; displayed series and growth include calculations: Table xx.xx supplies country-level publishing revenues and identifies differences between retail-value, publisher-revenue, print-only and prior-year observations. Selected non-European country observations are adjusted for physical formats and period before estimating production spending.
   - Evidence informing the 2025 market-value input; displayed series and growth include calculations: The selected country observations contribute to the demand pool underlying the 2025 working estimate. Nielsen retail datasets elsewhere in the publication are not used.
8. 2024 年新闻出版统计公报
   - Evidence informing the 2024 market-value input; displayed series and growth include calculations: For 2024, the official table reports xx.xx book copies or sheets and CNY xx.xx of book-publishing revenue. These constrain the demand bridge and historical contraction, rather than directly measuring printing-service sales.
   - Evidence informing the 2025 market-value input; displayed series and growth include calculations: The 2024 book-publishing observation supplies the Chinese demand primitive for the 2025 model.
9. Foreign Exchange Rates - G.5A Annual, January 5, 2026
   - Evidence informing the 2024 market-value input; displayed series and growth include calculations: The official 2024 annual-average conversion inputs are USD xx.xx per EUR, CNY xx.xx per USD and CAD xx.xx per USD.
   - Evidence informing the 2025 market-value input; displayed series and growth include calculations: The exchange-rate table establishes the conversion basis of the preceding-year demand inputs used in the 2025 estimate; subsequent effective-USD price assumptions are modeled separately.
10. Book publishing industry, 2024 - Statistics Canada
    - Evidence informing the 2024 market-value input; displayed series and growth include calculations: Canadian publishers reported CAD xx.xx of print sales outside the online category and CAD xx.xx of online print sales in 2024. Their sum, rather than total operating revenue, supplies the physical-book demand input.
    - Evidence informing the 2025 market-value input; displayed series and growth include calculations: Reported cost of goods sold of CAD xx.xx, up CAD xx.xx from 2022, supplies a cost-pressure cross-check, not a directly attributable printing-services total.
11. U.S. Census Bureau - Books Printing: Shipments, annual table
    - Evidence informing the 2017 market-value input; displayed series and growth include calculations: U.S. books-printing shipments were USD xx.xx in 2017; this is a national production anchor for the historical model.
    - Evidence informing the 2018 market-value input; displayed series and growth include calculations: U.S. books-printing shipments were USD xx.xx in 2018.
    - Evidence informing the 2019 market-value input; displayed series and growth include calculations: U.S. books-printing shipments were USD xx.xx in 2019.
    - Evidence informing the 2020 market-value input; displayed series and growth include calculations: U.S. books-printing shipments were USD xx.xx in 2020.
    - Evidence informing the 2021 market-value input; displayed series and growth include calculations: U.S. books-printing shipments were USD xx.xx in 2021.
    - Evidence informing the 2022 market-value input; displayed series and growth include calculations: U.S. books-printing shipments were USD xx.xx in 2022.
    - Evidence informing the 2024 market-value input; displayed series and growth include calculations: U.S. books-printing shipments were USD xx.xx in 2024. This national industrial measure is narrower than the composite global service boundary.
12. U.S. Census Bureau - Book Publishers, All Establishments: Revenue, annual table
    - Evidence informing the 2024 market-value input; displayed series and growth include calculations: The Census annual series reports USD xx.xx of U.S. book-publisher revenue for 2024. A modeled xx.xx% physical-book proportion excludes digital and other adjacent receipts.
    - Evidence informing the 2025 market-value input; displayed series and growth include calculations: The 2024 Census observation replaces an older survey-based U.S. revenue bridge in the demand pool underlying 2025.

13. Scholastic Corporation - Form 10-K for the year ended May 31, 2025
    - Evidence informing the 2024 market-value input; displayed series and growth include calculations: Scholastic's fiscal 2024 product, service, production and inventory-reserve costs were xx.xx% of revenue; postage, freight, shipping, fulfillment and other costs were xx.xx%. These broad categories constrain, but do not directly establish, eligible outsourced-service spending.
    - Evidence informing the 2025 market-value input; displayed series and growth include calculations: The corresponding fiscal 2025 proportions were xx.xx% and xx.xx%. Royalties and prepublication amortization are separately disclosed, allowing their exclusion from the service-market bridge.
14. CEWE achieves all targets in 2025 and aims to further increase revenue and earnings in 2026
    - Evidence informing the 2025 market-value input; displayed series and growth include calculations: CEWE reported xx.xx CEWE PHOTOBOOK copies in 2025 versus xx.xx in 2024, supporting a positive specialty-book volume assumption without establishing global adoption.
    - Evidence informing the 2026 market-value input; displayed series and growth include calculations: Observed 2025 photobook growth informs the specialty-demand assumption for 2026; the market value remains modeled.
    - Evidence informing the 2032 market-value input; displayed series and growth include calculations: The observed specialty-book activity is a starting condition for the forecast, not independent proof of continued growth through 2032.
    - Evidence informing the 2040 market-value input; displayed series and growth include calculations: The forecast explicitly slows specialty-demand growth after 2032; this source supplies the initial commercial observation, not the long-term growth rate.
15. Paperback Printing Cost - Kindle Direct Publishing
    - Evidence informing the 2025 market-value input; displayed series and growth include calculations: The inspected U.S. paperback schedule charges USD xx.xx plus USD xx.xx per page for the specified regular-trim black-ink category. It provides a contemporary commercial price comparison for the assumed USD xx.xx self-publishing production receipt, not an observed historical price or volume.
    - Evidence informing the 2026 market-value input; displayed series and growth include calculations: The schedule distinguishes printing charges from royalties and retail list prices, supporting the production-receipt boundary used in the estimate.
16. European Book Publishing Statistics 2017
    - Evidence informing the 2017 market-value input; displayed series and growth include calculations: The association's primary survey reports approximately EUR xx.xx of European net publisher revenue for 2017, constraining the pre-pandemic demand level.
17. European Book Publishing Statistics 2019
    - Evidence informing the 2018 market-value input; displayed series and growth include calculations: The association reports approximately EUR xx.xx of publisher revenue for 2018.
    - Evidence informing the 2019 market-value input; displayed series and growth include calculations: The association reports approximately EUR xx.xx for 2019 and identifies a questionnaire change that limits exact comparability with earlier observations.
18. 2021 年新闻出版产业分析报告
    - Evidence informing the 2020 market-value input; displayed series and growth include calculations: The official report's 2021 comparison identifies a substantial rebound from 2020, constraining the pandemic-recovery bridge.
    - Evidence informing the 2021 market-value input; displayed series and growth include calculations: China reported xx.xx book copies or sheets in 2021, up xx.xx%; the report also distinguishes textbook output and reprints.
19. European Book Publishing Statistics 2023
    - Evidence informing the 2022 market-value input; displayed series and growth include calculations: European net publisher revenue was approximately EUR xx.xx in 2022; the association describes paper-cost pressure and price-led growth.

20. How Does Merchant Pricing Work for Ecommerce Stores? - Lulu Direct

· Evidence informing base-year allocation inputs; displayed values and growth are calculated: Lulu identifies separate retail and production/fulfillment transactions and a USD xx.xx fulfillment fee. This supports excluding merchant retail margins from production-service value and avoiding automatic procurement-channel classification from the storefront.

· Evidence informing forecast-year allocation inputs; displayed values and growth are calculated: Lulu identifies separate retail and production/fulfillment transactions and a USD xx.xx fulfillment fee. This supports excluding merchant retail margins from production-service value and avoiding automatic procurement-channel classification from the storefront.

21. Frequently Asked Questions - IngramSpark

· Evidence informing base-year allocation inputs; displayed values and growth are calculated: IngramSpark permits nonexclusive use of other printers, distributors and fulfillment providers when publishers own their ISBN. This establishes an alternative-sourcing option, not observed switching or a numerical channel allocation.

· Evidence informing forecast-year allocation inputs; displayed values and growth are calculated: IngramSpark permits nonexclusive use of other printers, distributors and fulfillment providers when publishers own their ISBN. This establishes an alternative-sourcing option, not observed switching or a numerical channel allocation.

22. Shortage of NCERT textbooks - Rajya Sabha Unstarred Question No. 1941, December 17, 2025

· Evidence informing base-year allocation inputs; displayed values and growth are calculated: The official answer distinguishes printer empanelment from approximately xx.xx distribution vendors and describes planned fiscal 2025-xx.xx printing of approximately xx.xx textbooks. It supports commissioning-versus-distribution separation, not a realized monetary channel split.

· Evidence informing forecast-year allocation inputs; displayed values and growth are calculated: The official answer distinguishes printer empanelment from approximately xx.xx distribution vendors and describes planned fiscal 2025-xx.xx printing of approximately xx.xx textbooks. It supports commissioning-versus-distribution separation, not a realized monetary channel split.

23. InnerWorkings, Inc. - Form 10-K for the year ended December 31, 2019

· Evidence informing base-year allocation inputs; displayed values and growth are calculated: The 2019 filing reports USD xx.xx gross profit on USD xx.xx revenue and describes purchased-product and direct-service costs. Historical reported margins constrain the modeled xx.xx% retained-fee ratio; they do not directly measure book-channel share.

· Evidence informing forecast-year allocation inputs; displayed values and growth are calculated: The 2019 filing reports USD xx.xx gross profit on USD xx.xx revenue and describes purchased-product and direct-service costs. Historical reported margins constrain the modeled xx.xx% retained-fee ratio; they do not directly measure book-channel share.

· Evidence informing base-year allocation inputs; displayed values and growth are calculated: The procurement-service margin comparison supports the fee-to-managed-spending bridge underlying the direct-channel complement. Carrying the normalized ratio into 2032 is explicitly a forecast assumption.

· Evidence informing forecast-year allocation inputs; displayed values and growth are calculated: The procurement-service margin comparison supports the fee-to-managed-spending bridge underlying the direct-channel complement. Carrying the normalized ratio into 2032 is explicitly a forecast assumption.

24. Lion Rock Group Limited - Annual Report 2025
    - Evidence informing base-year allocation inputs; displayed values and growth are calculated: Own-business 2025 turnover changes of minus xx.xx% for APOL and minus xx.xx% for Regent challenge uniform intermediary growth; Regent's non-book focus limits its relevance. These observations support avoiding an additional adoption uplift.
    - Evidence informing forecast-year allocation inputs; displayed values and growth are calculated: Own-business 2025 turnover changes of minus xx.xx% for APOL and minus xx.xx% for Regent challenge uniform intermediary growth; Regent's non-book focus limits its relevance. These observations support avoiding an additional adoption uplift.
    - Evidence informing base-year allocation inputs; displayed values and growth are calculated: Manufacturing turnover changes of minus xx.xx% at xx.xx Printing and plus xx.xx% at Papercraft demonstrate differing supplier trajectories rather than a simple common channel-growth pattern; these are not direct-contracting market shares.
    - Evidence informing forecast-year allocation inputs; displayed values and growth are calculated: Manufacturing turnover changes of minus xx.xx% at xx.xx Printing and plus xx.xx% at Papercraft demonstrate differing supplier trajectories rather than a simple common channel-growth pattern; these are not direct-contracting market shares.

15.1. Direct Provider Contracting

Table 240. Global Book Printing & Packaging Services Market Size, by Direct Provider Contracting, by Region, 2017-2040 (USD Million)

Region	2017	2024	2025	2026	2027	2032	2040	CAGR (%)
Africa	xx.xx	xx.xx	xx.xx	xx.xx	xx.xx	xx.xx	xx.xx	xx.xx
Asia-Pacific	xx.xx	xx.xx	xx.xx	xx.xx	xx.xx	xx.xx	xx.xx	xx.xx
Europe	xx.xx	xx.xx	xx.xx	xx.xx	xx.xx	xx.xx	xx.xx	xx.xx
Latin America	xx.xx	xx.xx	xx.xx	xx.xx	xx.xx	xx.xx	xx.xx	xx.xx
Middle East	xx.xx	xx.xx	xx.xx	xx.xx	xx.xx	xx.xx	xx.xx	xx.xx
North America	xx.xx	xx.xx	xx.xx	xx.xx	xx.xx	xx.xx	xx.xx	xx.xx
Total	**xx.xx**	**xx.xx**	**xx.xx**	**xx.xx**	**xx.xx**	**xx.xx**	**xx.xx**	**xx.xx**

Table 241. Global Book Printing & Packaging Services Market Size, by Direct Provider Contracting, by Group, 2017-2040 (USD Million)

Group	2017	2024	2025	2026	2027	2032	2040	CAGR (%)
ASEAN	xx.xx	xx.xx	xx.xx	xx.xx	xx.xx	xx.xx	xx.xx	xx.xx
BRICS	xx.xx	xx.xx	xx.xx	xx.xx	xx.xx	xx.xx	xx.xx	xx.xx
European Union	xx.xx	xx.xx	xx.xx	xx.xx	xx.xx	xx.xx	xx.xx	xx.xx
G7	xx.xx	xx.xx	xx.xx	xx.xx	xx.xx	xx.xx	xx.xx	xx.xx
GCC	xx.xx	xx.xx	xx.xx	xx.xx	xx.xx	xx.xx	xx.xx	xx.xx
NATO	xx.xx	xx.xx	xx.xx	xx.xx	xx.xx	xx.xx	xx.xx	xx.xx

Table 242. Global Book Printing & Packaging Services Market Size, by Direct Provider Contracting, by Country, 2017-2040 (USD Million)

Country	2017	2024	2025	2026	2027	2032	2040	CAGR (%)
Australia	xx.xx	xx.xx	xx.xx	xx.xx	xx.xx	xx.xx	xx.xx	xx.xx
Brazil	xx.xx	xx.xx	xx.xx	xx.xx	xx.xx	xx.xx	xx.xx	xx.xx
Canada	xx.xx	xx.xx	xx.xx	xx.xx	xx.xx	xx.xx	xx.xx	xx.xx
China	xx.xx	xx.xx	xx.xx	xx.xx	xx.xx	xx.xx	xx.xx	xx.xx
France	xx.xx	xx.xx	xx.xx	xx.xx	xx.xx	xx.xx	xx.xx	xx.xx
Germany	xx.xx	xx.xx	xx.xx	xx.xx	xx.xx	xx.xx	xx.xx	xx.xx
India	xx.xx	xx.xx	xx.xx	xx.xx	xx.xx	xx.xx	xx.xx	xx.xx
Italy	xx.xx	xx.xx	xx.xx	xx.xx	xx.xx	xx.xx	xx.xx	xx.xx
Japan	xx.xx	xx.xx	xx.xx	xx.xx	xx.xx	xx.xx	xx.xx	xx.xx
Mexico	xx.xx	xx.xx	xx.xx	xx.xx	xx.xx	xx.xx	xx.xx	xx.xx
Russia	xx.xx	xx.xx	xx.xx	xx.xx	xx.xx	xx.xx	xx.xx	xx.xx
South Korea	xx.xx	xx.xx	xx.xx	xx.xx	xx.xx	xx.xx	xx.xx	xx.xx
Spain	xx.xx	xx.xx	xx.xx	xx.xx	xx.xx	xx.xx	xx.xx	xx.xx
United Kingdom	xx.xx	xx.xx	xx.xx	xx.xx	xx.xx	xx.xx	xx.xx	xx.xx
United States	xx.xx	xx.xx	xx.xx	xx.xx	xx.xx	xx.xx	xx.xx	xx.xx
Others	xx.xx	xx.xx	xx.xx	xx.xx	xx.xx	xx.xx	xx.xx	xx.xx
Total	**xx.xx**	**xx.xx**	**xx.xx**	**xx.xx**	**xx.xx**	**xx.xx**	**xx.xx**	**xx.xx**

Sources & Evidence

1. 2022 North American Industry Classification System - United States

   · Taxonomy evidence: Performing book-printing establishments constitute a distinct production activity from brokerage. ([census.gov](https://www.census.gov/naics/reference_files_tools/2022_NAICS_Manual.pdf))

   · Taxonomy evidence: The index assigns printing books without publishing, and printing and binding books without publishing, to book-printing activity. ([census.gov](https://www.census.gov/naics/reference_files_tools/2022_NAICS_Manual.pdf))

2. Simplified Purchase Agreement

   · Taxonomy evidence: The purchasing program allows an agency to select a certified vendor and place its printing order directly, corroborating direct vendor ordering within an administered procurement framework. ([gpo.gov](https://www.gpo.gov/how-to-work-with-us/agency/services-for-agencies/simplified-purchase-agreement))

   · Evidence informing base-year allocation inputs; displayed values and growth are calculated: SPA permits agency awards directly to certified vendors for purchases up to USD xx.xx while GPO pays vendors and invoices agencies. This supports classifying by the contracting relationship rather than the invoice payer, not a numerical global weight.

   · Evidence informing forecast-year allocation inputs; displayed values and growth are calculated: SPA permits agency awards directly to certified vendors for purchases up to USD xx.xx while GPO pays vendors and invoices agencies. This supports classifying by the contracting relationship rather than the invoice payer, not a numerical global weight.

3. European Book Publishing Statistics 2024

- Evidence informing the 2024 market-value input; displayed series and growth include calculations: European publishers reported approximately EUR xx.xx of net book-sales revenue in 2024. The disclosed ebook and audiobook proportions inform the modeled xx.xx% physical-book revenue proportion; publisher revenue is an input, not printing-service revenue.
- Evidence informing the 2025 market-value input; displayed series and growth include calculations: The 2024 publisher-revenue and format observations provide the European demand input carried into the 2025 estimate.
- Evidence informing base-year allocation inputs; displayed values and growth are calculated: EUR xx.xx of 2024 publisher revenue and weakening physical volumes constrain the European demand weight and forecast, not directly observed service shares.
([fep-fee.eu](https://www.fep-fee.eu/European-Book-Publishing-Statistics-2024))
- Evidence informing forecast-year allocation inputs; displayed values and growth are calculated: EUR xx.xx of 2024 publisher revenue and weakening physical volumes constrain the European demand weight and forecast, not directly observed service shares.
([fep-fee.eu](https://www.fep-fee.eu/European-Book-Publishing-Statistics-2024))

4. The Global Publishing Industry in 2022

- Evidence informing the 2024 market-value input; displayed series and growth include calculations: Table xx.xx supplies country-level publishing revenues and identifies differences between retail-value, publisher-revenue, print-only and prior-year observations. Selected non-European country observations are adjusted for physical formats and period before estimating production spending.
- Evidence informing the 2025 market-value input; displayed series and growth include calculations: The selected country observations contribute to the demand pool underlying the 2025 working estimate. Nielsen retail datasets elsewhere in the publication are not used.
- Evidence informing base-year allocation inputs; displayed values and growth are calculated: Country revenue/format proxies constrain commissioning weights. ([wipo.int](https://www.wipo.int/edocs/pubdocs/en/wipo-pub-xx.xx-2023-xx.xx-en-the-global-publishing-industry-in-2022.pdf))
- Evidence informing forecast-year allocation inputs; displayed values and growth are calculated: Country revenue/format proxies constrain commissioning weights. ([wipo.int](https://www.wipo.int/edocs/pubdocs/en/wipo-pub-xx.xx-2023-xx.xx-en-the-global-publishing-industry-in-2022.pdf))
- Evidence informing base-year allocation inputs; displayed values and growth are calculated: Revenue and registration proxies constrain allocation. ([wipo.int](https://www.wipo.int/edocs/pubdocs/en/wipo-pub-xx.xx-2023-xx.xx-en-the-global-publishing-industry-in-2022.pdf))
- Evidence informing forecast-year allocation inputs; displayed values and growth are calculated: Revenue and registration proxies constrain allocation. ([wipo.int](https://www.wipo.int/edocs/pubdocs/en/wipo-pub-xx.xx-2023-xx.xx-en-the-global-publishing-industry-in-2022.pdf))
- Evidence informing base-year allocation inputs; displayed values and growth are calculated: Revenue, format and title proxies constrain allocation. ([wipo.int](https://www.wipo.int/edocs/pubdocs/en/wipo-pub-xx.xx-2023-xx.xx-en-the-global-publishing-industry-in-2022.pdf))
- Evidence informing forecast-year allocation inputs; displayed values and growth are calculated: Revenue, format and title proxies constrain allocation. ([wipo.int](https://www.wipo.int/edocs/pubdocs/en/wipo-pub-xx.xx-2023-xx.xx-en-the-global-publishing-industry-in-2022.pdf))
- Evidence informing base-year allocation inputs; displayed values and growth are calculated: Turkish revenue constrains regional commissioning scale. ([wipo.int](https://www.wipo.int/edocs/pubdocs/en/wipo-pub-xx.xx-2023-xx.xx-en-the-global-publishing-industry-in-2022.pdf))
- Evidence informing forecast-year allocation inputs; displayed values and growth are calculated: Turkish revenue constrains regional commissioning scale. ([wipo.int](https://www.wipo.int/edocs/pubdocs/en/wipo-pub-xx.xx-2023-xx.xx-en-the-global-publishing-industry-in-2022.pdf))
- Evidence informing base-year allocation inputs; displayed values and growth are calculated: Nigerian registration activity supplies a modeled-demand input. ([wipo.int](https://www.wipo.int/edocs/pubdocs/en/wipo-pub-xx.xx-2023-xx.xx-en-the-global-publishing-industry-in-2022.pdf))
- Evidence informing forecast-year allocation inputs; displayed values and growth are calculated: Nigerian registration activity supplies a modeled-demand input. ([wipo.int](https://www.wipo.int/edocs/pubdocs/en/wipo-pub-xx.xx-2023-xx.xx-en-the-global-publishing-industry-in-2022.pdf))
- Evidence informing base-year allocation inputs; displayed values and growth are calculated: Country revenue, format and registration proxies constrain allocation. ([wipo.int](https://www.wipo.int/edocs/pubdocs/en/wipo-pub-xx.xx-2023-xx.xx-en-the-global-publishing-industry-in-2022.pdf))
- Evidence informing forecast-year allocation inputs; displayed values and growth are calculated: Country revenue, format and registration proxies constrain allocation. ([wipo.int](https://www.wipo.int/edocs/pubdocs/en/wipo-pub-xx.xx-2023-xx.xx-en-the-global-publishing-industry-in-2022.pdf))

5. 2024 年新闻出版统计公报

· Evidence informing the 2024 market-value input; displayed series and growth include calculations: For 2024, the official table reports xx.xx book copies or sheets and CNY xx.xx of book-publishing revenue. These constrain the demand bridge and historical contraction, rather than directly measuring printing-service sales.

· Evidence informing the 2025 market-value input; displayed series and growth include calculations: The 2024 book-publishing observation supplies the Chinese demand primitive for the 2025 model.

· Evidence informing base-year allocation inputs; displayed values and growth are calculated: 2024 book-publishing revenue of CNY xx.xx supplies the physical-demand proxy; reported output contraction qualifies growth assumptions. ([nppa.gov.cn](https://www.nppa.gov.cn/xxgk/fdzdgknr/tjxx/xx.xx/P020251218382424228218.pdf))

· Evidence informing forecast-year allocation inputs; displayed values and growth are calculated: 2024 book-publishing revenue of CNY xx.xx supplies the physical-demand proxy; reported output contraction qualifies growth assumptions. ([nppa.gov.cn](https://www.nppa.gov.cn/xxgk/fdzdgknr/tjxx/xx.xx/P020251218382424228218.pdf))

· Evidence informing base-year allocation inputs; displayed values and growth are calculated: The Chinese book-publishing observation is a major regional demand input, distinct from all printing and packaging industry revenue. ([nppa.gov.cn](https://www.nppa.gov.cn/xxgk/fdzdgknr/tjxx/xx.xx/P020251218382424228218.pdf))

· Evidence informing forecast-year allocation inputs; displayed values and growth are calculated: The Chinese book-publishing observation is a major regional demand input, distinct from all printing and packaging industry revenue. ([nppa.gov.cn](https://www.nppa.gov.cn/xxgk/fdzdgknr/tjxx/xx.xx/P020251218382424228218.pdf))

6. Foreign Exchange Rates - G.5A Annual, January 5, 2026

· Evidence informing the 2024 market-value input; displayed series and growth include calculations: The official 2024 annual-average conversion inputs are USD xx.xx per EUR, CNY xx.xx per USD and CAD xx.xx per USD.

· Evidence informing the 2025 market-value input; displayed series and growth include calculations: The exchange-rate table establishes the conversion basis of the preceding-year demand inputs used in the 2025 estimate; subsequent effective-USD price assumptions are modeled separately.

7. Book publishing industry, 2024 - Statistics Canada

· Evidence informing the 2024 market-value input; displayed series and growth include calculations: Canadian publishers reported CAD xx.xx of print sales outside the online category and CAD xx.xx of online print sales in 2024. Their sum, rather than total operating revenue, supplies the physical-book demand input.

· Evidence informing the 2025 market-value input; displayed series and growth include calculations: Reported cost of goods sold of CAD xx.xx, up CAD xx.xx from 2022, supplies a cost-pressure cross-check, not a directly attributable printing-services total.

· Evidence informing base-year allocation inputs; displayed values and growth are calculated: CAD xx.xx plus CAD xx.xx of print sales supplies a physical-book commissioning proxy; digital growth constrains the forecast mix. ([www150.statcan.gc.ca](https://www150.statcan.gc.ca/n1/daily-quotidien/xx.xx/dq260205b-eng.pdf))

· Evidence informing forecast-year allocation inputs; displayed values and growth are calculated: CAD xx.xx plus CAD xx.xx of print sales supplies a physical-book commissioning proxy; digital growth constrains the forecast mix. ([www150.statcan.gc.ca](https://www150.statcan.gc.ca/n1/daily-quotidien/xx.xx/dq260205b-eng.pdf))

· Evidence informing base-year allocation inputs; displayed values and growth are calculated: The Canadian physical-book input contributes to the North American demand index; it is publisher revenue, not service receipts. ([www150.statcan.gc.ca](https://www150.statcan.gc.ca/n1/daily-quotidien/xx.xx/dq260205b-eng.pdf))

· Evidence informing forecast-year allocation inputs; displayed values and growth are calculated: The Canadian physical-book input contributes to the North American demand index; it is publisher revenue, not service receipts. ([www150.statcan.gc.ca](https://www150.statcan.gc.ca/n1/daily-quotidien/xx.xx/dq260205b-eng.pdf))

8. U.S. Census Bureau - Books Printing: Shipments, annual table
   - Evidence informing the 2017 market-value input; displayed series and growth include calculations: U.S. books-printing shipments were USD xx.xx in 2017; this is a national production anchor for the historical model.
   - Evidence informing the 2018 market-value input; displayed series and growth include calculations: U.S. books-printing shipments were USD xx.xx in 2018.
   - Evidence informing the 2019 market-value input; displayed series and growth include calculations: U.S. books-printing shipments were USD xx.xx in 2019.
   - Evidence informing the 2020 market-value input; displayed series and growth include calculations: U.S. books-printing shipments were USD xx.xx in 2020.
   - Evidence informing the 2021 market-value input; displayed series and growth include calculations: U.S. books-printing shipments were USD xx.xx in 2021.
   - Evidence informing the 2022 market-value input; displayed series and growth include calculations: U.S. books-printing shipments were USD xx.xx in 2022.
   - Evidence informing the 2024 market-value input; displayed series and growth include calculations: U.S. books-printing shipments were USD xx.xx in 2024. This national industrial measure is narrower than the composite global service boundary.
9. U.S. Census Bureau - Book Publishers, All Establishments: Revenue, annual table
   - Evidence informing the 2024 market-value input; displayed series and growth include calculations: The Census annual series reports USD xx.xx of U.S. book-publisher revenue for 2024. A modeled xx.xx% physical-book proportion excludes digital and other adjacent receipts.
   - Evidence informing the 2025 market-value input; displayed series and growth include calculations: The 2024 Census observation replaces an older survey-based U.S. revenue bridge in the demand pool underlying 2025.
   - Evidence informing base-year allocation inputs; displayed values and growth are calculated: The official Census revenue-series page defines the publisher-receipt measure underlying the retained U.S. input; the exact 2024 cell was not independently re-extracted. ([fred.stlouisfed.org](https://fred.stlouisfed.org/data/AIES51113RCT00US))
   - Evidence informing forecast-year allocation inputs; displayed values and growth are calculated: The official Census revenue-series page defines the publisher-receipt measure underlying the retained U.S. input; the exact 2024 cell was not independently re-extracted. ([fred.stlouisfed.org](https://fred.stlouisfed.org/data/AIES51113RCT00US))
10. Scholastic Corporation - Form 10-K for the year ended May 31, 2025
    - Evidence informing the 2024 market-value input; displayed series and growth include calculations: Scholastic's fiscal 2024 product, service, production and inventory-reserve costs were xx.xx% of revenue; postage, freight, shipping, fulfillment and other costs were xx.xx%. These broad categories constrain, but do not directly establish, eligible outsourced-service spending.
    - Evidence informing the 2025 market-value input; displayed series and growth include calculations: The corresponding fiscal 2025 proportions were xx.xx% and xx.xx%. Royalties and prepublication amortization are separately disclosed, allowing their exclusion from the service-market bridge.

11. CEWE achieves all targets in 2025 and aims to further increase revenue and earnings in 2026
    - Evidence informing the 2025 market-value input; displayed series and growth include calculations: CEWE reported xx.xx CEWE PHOTOBOOK copies in 2025 versus xx.xx in 2024, supporting a positive specialty-book volume assumption without establishing global adoption.
    - Evidence informing the 2026 market-value input; displayed series and growth include calculations: Observed 2025 photobook growth informs the specialty-demand assumption for 2026; the market value remains modeled.
    - Evidence informing the 2032 market-value input; displayed series and growth include calculations: The observed specialty-book activity is a starting condition for the forecast, not independent proof of continued growth through 2032.
    - Evidence informing the 2040 market-value input; displayed series and growth include calculations: The forecast explicitly slows specialty-demand growth after 2032; this source supplies the initial commercial observation, not the long-term growth rate.
    - Evidence informing base-year allocation inputs; displayed values and growth are calculated: Company photobook activity constrains the materiality of specialty commissions; it does not establish the modeled European specialty multiplier or continued growth through 2032. ([ir.cewe.de](https://ir.cewe.de/en/news/cewe-achieves-all-targets-in-2025-and-aims-to-further-increase-revenue-and-earnings-in/70292c17-c943-xx.xx-bd11-4323b6ce54d8))
    - Evidence informing forecast-year allocation inputs; displayed values and growth are calculated: Company photobook activity constrains the materiality of specialty commissions; it does not establish the modeled European specialty multiplier or continued growth through 2032. ([ir.cewe.de](https://ir.cewe.de/en/news/cewe-achieves-all-targets-in-2025-and-aims-to-further-increase-revenue-and-earnings-in/70292c17-c943-xx.xx-bd11-4323b6ce54d8))
12. Paperback Printing Cost - Kindle Direct Publishing
    - Evidence informing the 2025 market-value input; displayed series and growth include calculations: The inspected U.S. paperback schedule charges USD xx.xx plus USD xx.xx per page for the specified regular-trim black-ink category. It provides a contemporary commercial price comparison for the assumed USD xx.xx self-publishing production receipt, not an observed historical price or volume.
    - Evidence informing the 2026 market-value input; displayed series and growth include calculations: The schedule distinguishes printing charges from royalties and retail list prices, supporting the production-receipt boundary used in the estimate.
13. European Book Publishing Statistics 2017
    - Evidence informing the 2017 market-value input; displayed series and growth include calculations: The association's primary survey reports approximately EUR xx.xx of European net publisher revenue for 2017, constraining the pre-pandemic demand level.
14. European Book Publishing Statistics 2019
    - Evidence informing the 2018 market-value input; displayed series and growth include calculations: The association reports approximately EUR xx.xx of publisher revenue for 2018.
    - Evidence informing the 2019 market-value input; displayed series and growth include calculations: The association reports approximately EUR xx.xx for 2019 and identifies a questionnaire change that limits exact comparability with earlier observations.
15. 2021 年新闻出版产业分析报告
    - Evidence informing the 2020 market-value input; displayed series and growth include calculations: The official report's 2021 comparison identifies a substantial rebound from 2020, constraining the pandemic-recovery bridge.
    - Evidence informing the 2021 market-value input; displayed series and growth include calculations: China reported xx.xx book copies or sheets in 2021, up xx.xx%; the report also distinguishes textbook output and reprints.
16. European Book Publishing Statistics 2023
    - Evidence informing the 2022 market-value input; displayed series and growth include calculations: European net publisher revenue was approximately EUR xx.xx in 2022; the association describes paper-cost pressure and price-led growth.

17. Foreign Exchange Rates - G.5A Annual, January 5, 2026
    - Evidence informing base-year allocation inputs; displayed values and growth are calculated: Official annual-average exchange-rate methodology supports the frozen common-USD conversion convention; it does not measure service demand. ([federalreserve.gov](https://www.federalreserve.gov/releases/g5a/xx.xx/))
    - Evidence informing forecast-year allocation inputs; displayed values and growth are calculated: Official annual-average exchange-rate methodology supports the frozen common-USD conversion convention; it does not measure service demand. ([federalreserve.gov](https://www.federalreserve.gov/releases/g5a/xx.xx/))
    - Evidence informing base-year allocation inputs; displayed values and growth are calculated: The annual currency-conversion convention prevents mixing local-currency demand inputs with USD allocation weights. ([federalreserve.gov](https://www.federalreserve.gov/releases/g5a/xx.xx/))
    - Evidence informing forecast-year allocation inputs; displayed values and growth are calculated: The annual currency-conversion convention prevents mixing local-currency demand inputs with USD allocation weights. ([federalreserve.gov](https://www.federalreserve.gov/releases/g5a/xx.xx/))
18. GCC Statistical Center - Education Statistics 2024 announcement, March 23, 2026
    - Evidence informing base-year allocation inputs; displayed values and growth are calculated: Approximately xx.xx general-school pupils constrain the regional educational customer pool; national apportionment and monetization are assumed. ([gccstat.org](https://www.gccstat.org/news/xx.xx))
    - Evidence informing forecast-year allocation inputs; displayed values and growth are calculated: Approximately xx.xx general-school pupils constrain the regional educational customer pool; national apportionment and monetization are assumed. ([gccstat.org](https://www.gccstat.org/news/xx.xx))
19. South African Book Publishing Industry Survey 2023-2024
    - Evidence informing base-year allocation inputs; displayed values and growth are calculated: The transparent national publisher survey supplies a regional commercial comparator, not an observed African printing-service total. ([publishsa.co.za](https://publishsa.co.za/wp-content/uploads/2025/xx.xx/South-African-Book-Publishing-Industry-Survey-2023-2024.pdf))
    - Evidence informing forecast-year allocation inputs; displayed values and growth are calculated: The transparent national publisher survey supplies a regional commercial comparator, not an observed African printing-service total. ([publishsa.co.za](https://publishsa.co.za/wp-content/uploads/2025/xx.xx/South-African-Book-Publishing-Industry-Survey-2023-2024.pdf))
20. Ministry of Education - Press conference release, December 17, 2024
    - Evidence informing base-year allocation inputs; displayed values and growth are calculated: The announced increase in annual NCERT textbook printing from xx.xx to xx.xx supports an educational-demand mechanism, not realized supplier receipts or the modeled forecast share. ([education.gov.in](https://www.education.gov.in/sites/upload_files/mhrd/files/PIB%20releae%20of%20the%20Press%20Conference%20held%20today.pdf))
    - Evidence informing forecast-year allocation inputs; displayed values and growth are calculated: The announced increase in annual NCERT textbook printing from xx.xx to xx.xx supports an educational-demand mechanism, not realized supplier receipts or the modeled forecast share. ([education.gov.in](https://www.education.gov.in/sites/upload_files/mhrd/files/PIB%20releae%20of%20the%20Press%20Conference%20held%20today.pdf))
21. Global Connect - Ingram Content Group
    - Evidence informing base-year allocation inputs; displayed values and growth are calculated: Agreement-dependent network access does not quantify Brazilian commissions or guarantee institutional awards. ([resources.ingramcontent.com](https://resources.ingramcontent.com/publishers/global-connect))
    - Evidence informing forecast-year allocation inputs; displayed values and growth are calculated: Agreement-dependent network access does not quantify Brazilian commissions or guarantee institutional awards. ([resources.ingramcontent.com](https://resources.ingramcontent.com/publishers/global-connect))

22. Paperback and Hardcover Distribution Rights - Kindle Direct Publishing
    - Evidence informing base-year allocation inputs; displayed values and growth are calculated: The marketplace-specific physical-book distribution restriction is not evidence of zero Mexican printing and packaging demand. ([kdp.amazon.com](https://kdp.amazon.com/en_US/help/topic/G201834280))
    - Evidence informing forecast-year allocation inputs; displayed values and growth are calculated: The marketplace-specific physical-book distribution restriction is not evidence of zero Mexican printing and packaging demand. ([kdp.amazon.com](https://kdp.amazon.com/en_US/help/topic/G201834280))
23. How Does Merchant Pricing Work for Ecommerce Stores? - Lulu Direct
    - Evidence informing base-year allocation inputs; displayed values and growth are calculated: Lulu identifies separate retail and production/fulfillment transactions and a USD xx.xx fulfillment fee. This supports excluding merchant retail margins from production-service value and avoiding automatic procurement-channel classification from the storefront.
    - Evidence informing forecast-year allocation inputs; displayed values and growth are calculated: Lulu identifies separate retail and production/fulfillment transactions and a USD xx.xx fulfillment fee. This supports excluding merchant retail margins from production-service value and avoiding automatic procurement-channel classification from the storefront.
24. Frequently Asked Questions - IngramSpark
    - Evidence informing base-year allocation inputs; displayed values and growth are calculated: IngramSpark permits nonexclusive use of other printers, distributors and fulfillment providers when publishers own their ISBN. This establishes an alternative-sourcing option, not observed switching or a numerical channel allocation.
    - Evidence informing forecast-year allocation inputs; displayed values and growth are calculated: IngramSpark permits nonexclusive use of other printers, distributors and fulfillment providers when publishers own their ISBN. This establishes an alternative-sourcing option, not observed switching or a numerical channel allocation.
25. Shortage of NCERT textbooks - Rajya Sabha Unstarred Question No. 1941, December 17, 2025
    - Evidence informing base-year allocation inputs; displayed values and growth are calculated: The official answer distinguishes printer empanelment from approximately xx.xx distribution vendors and describes planned fiscal 2025-xx.xx printing of approximately xx.xx textbooks. It supports commissioning-versus-distribution separation, not a realized monetary channel split.
    - Evidence informing forecast-year allocation inputs; displayed values and growth are calculated: The official answer distinguishes printer empanelment from approximately xx.xx distribution vendors and describes planned fiscal 2025-xx.xx printing of approximately xx.xx textbooks. It supports commissioning-versus-distribution separation, not a realized monetary channel split.
26. InnerWorkings, Inc. - Form 10-K for the year ended December 31, 2019
    - Evidence informing base-year allocation inputs; displayed values and growth are calculated: The procurement-service margin comparison supports the fee-to-managed-spending bridge underlying the direct-channel complement. Carrying the normalized ratio into 2032 is explicitly a forecast assumption.
    - Evidence informing forecast-year allocation inputs; displayed values and growth are calculated: The procurement-service margin comparison supports the fee-to-managed-spending bridge underlying the direct-channel complement. Carrying the normalized ratio into 2032 is explicitly a forecast assumption.
27. Lion Rock Group Limited - Annual Report 2025
    - Evidence informing base-year allocation inputs; displayed values and growth are calculated: Manufacturing turnover changes of minus xx.xx% at xx.xx Printing and plus xx.xx% at Papercraft demonstrate differing supplier trajectories rather than a simple common channel-growth pattern; these are not direct-contracting market shares.
    - Evidence informing forecast-year allocation inputs; displayed values and growth are calculated: Manufacturing turnover changes of minus xx.xx% at xx.xx Printing and plus xx.xx% at Papercraft demonstrate differing supplier trajectories rather than a simple common channel-growth pattern; these are not direct-contracting market shares.

15.2. Intermediary-Led Contracting

Table 243. Global Book Printing & Packaging Services Market Size, by Intermediary-Led Contracting, by Region, 2017-2040 (USD Million)

Region	2017	2024	2025	2026	2027	2032	2040	CAGR (%)
Africa	xx.xx	xx.xx	xx.xx	xx.xx	xx.xx	xx.xx	xx.xx	xx.xx
Asia-Pacific	xx.xx	xx.xx	xx.xx	xx.xx	xx.xx	xx.xx	xx.xx	xx.xx
Europe	xx.xx	xx.xx	xx.xx	xx.xx	xx.xx	xx.xx	xx.xx	xx.xx
Latin America	xx.xx	xx.xx	xx.xx	xx.xx	xx.xx	xx.xx	xx.xx	xx.xx
Middle East	xx.xx	xx.xx	xx.xx	xx.xx	xx.xx	xx.xx	xx.xx	xx.xx
North America	xx.xx	xx.xx	xx.xx	xx.xx	xx.xx	xx.xx	xx.xx	xx.xx
Total	**xx.xx**	**xx.xx**	**xx.xx**	**xx.xx**	**xx.xx**	**xx.xx**	**xx.xx**	**xx.xx**

Table 244. Global Book Printing & Packaging Services Market Size, by Intermediary-Led Contracting, by Group, 2017-2040 (USD Million)

Group	2017	2024	2025	2026	2027	2032	2040	CAGR (%)
ASEAN	xx.xx	xx.xx	xx.xx	xx.xx	xx.xx	xx.xx	xx.xx	xx.xx
BRICS	xx.xx	xx.xx	xx.xx	xx.xx	xx.xx	xx.xx	xx.xx	xx.xx
European Union	xx.xx	xx.xx	xx.xx	xx.xx	xx.xx	xx.xx	xx.xx	xx.xx
G7	xx.xx	xx.xx	xx.xx	xx.xx	xx.xx	xx.xx	xx.xx	xx.xx
GCC	xx.xx	xx.xx	xx.xx	xx.xx	xx.xx	xx.xx	xx.xx	xx.xx
NATO	xx.xx	xx.xx	xx.xx	xx.xx	xx.xx	xx.xx	xx.xx	xx.xx

Table 245. Global Book Printing & Packaging Services Market Size, by Intermediary-Led Contracting, by Country, 2017-2040 (USD Million)

Country	2017	2024	2025	2026	2027	2032	2040	CAGR (%)
Australia	xx.xx	xx.xx	xx.xx	xx.xx	xx.xx	xx.xx	xx.xx	xx.xx
Brazil	xx.xx	xx.xx	xx.xx	xx.xx	xx.xx	xx.xx	xx.xx	xx.xx
Canada	xx.xx	xx.xx	xx.xx	xx.xx	xx.xx	xx.xx	xx.xx	xx.xx
China	xx.xx	xx.xx	xx.xx	xx.xx	xx.xx	xx.xx	xx.xx	xx.xx
France	xx.xx	xx.xx	xx.xx	xx.xx	xx.xx	xx.xx	xx.xx	xx.xx
Germany	xx.xx	xx.xx	xx.xx	xx.xx	xx.xx	xx.xx	xx.xx	xx.xx
India	xx.xx	xx.xx	xx.xx	xx.xx	xx.xx	xx.xx	xx.xx	xx.xx
Italy	xx.xx	xx.xx	xx.xx	xx.xx	xx.xx	xx.xx	xx.xx	xx.xx
Japan	xx.xx	xx.xx	xx.xx	xx.xx	xx.xx	xx.xx	xx.xx	xx.xx
Mexico	xx.xx	xx.xx	xx.xx	xx.xx	xx.xx	xx.xx	xx.xx	xx.xx
Russia	xx.xx	xx.xx	xx.xx	xx.xx	xx.xx	xx.xx	xx.xx	xx.xx
South Korea	xx.xx	xx.xx	xx.xx	xx.xx	xx.xx	xx.xx	xx.xx	xx.xx
Spain	xx.xx	xx.xx	xx.xx	xx.xx	xx.xx	xx.xx	xx.xx	xx.xx
United Kingdom	xx.xx	xx.xx	xx.xx	xx.xx	xx.xx	xx.xx	xx.xx	xx.xx
United States	xx.xx	xx.xx	xx.xx	xx.xx	xx.xx	xx.xx	xx.xx	xx.xx
Others	xx.xx	xx.xx	xx.xx	xx.xx	xx.xx	xx.xx	xx.xx	xx.xx
Total	**xx.xx**	**xx.xx**	**xx.xx**	**xx.xx**	**xx.xx**	**xx.xx**	**xx.xx**	**xx.xx**

Sources & Evidence

1. 2022 North American Industry Classification System - United States

   · Taxonomy evidence: The index explicitly recognizes printing brokers; this establishes an intermediary activity, not a share or particular platform's role. ([census.gov](https://www.census.gov/naics/reference_files_tools/2022_NAICS_Manual.pdf))

   · Taxonomy evidence: Printing brokers are separately indexed under support-service activity rather than book-printing manufacturing. This supports a distinct intermediary role, not a market-share estimate. ([census.gov](https://www.census.gov/naics/reference_files_tools/2022_NAICS_Manual.pdf))

2. Government Commercial Agency - Print and Digital Communications, RM6297

   · Taxonomy evidence: The managed service includes supply-chain sourcing and management, corroborating a separate intermediary-led procurement role. ([webprod-cms.crowncommercial.gov.uk](https://www.webprod-cms.crowncommercial.gov.uk/agreements/RM6297))

3. Print and Digital Communications - RM6297

   · Taxonomy evidence: The managed service includes supply-chain sourcing and management alongside print production, finishing, stock management, and distribution. Direct award is an award procedure, not proof of direct manufacturer contracting. ([webprod-cms.crowncommercial.gov.uk](https://www.webprod-cms.crowncommercial.gov.uk/agreements/RM6297))

4. European Book Publishing Statistics 2024
   - Evidence informing the 2024 market-value input; displayed series and growth include calculations: European publishers reported approximately EUR xx.xx of net book-sales revenue in 2024. The disclosed ebook and audiobook proportions inform the modeled xx.xx% physical-book revenue proportion; publisher revenue is an input, not printing-service revenue.
   - Evidence informing the 2025 market-value input; displayed series and growth include calculations: The 2024 publisher-revenue and format observations provide the European demand input carried into the 2025 estimate.
   - Evidence informing base-year allocation inputs; displayed values and growth are calculated: EUR xx.xx of 2024 publisher revenue and weakening physical volumes constrain the European demand weight and forecast, not directly observed service shares.
   ([fep-fee.eu](https://www.fep-fee.eu/European-Book-Publishing-Statistics-2024))
   - Evidence informing forecast-year allocation inputs; displayed values and growth are calculated: EUR xx.xx of 2024 publisher revenue and weakening physical volumes constrain the European demand weight and forecast, not directly observed service shares.
   ([fep-fee.eu](https://www.fep-fee.eu/European-Book-Publishing-Statistics-2024))

5. The Global Publishing Industry in 2022

- Evidence informing the 2024 market-value input; displayed series and growth include calculations: Table xx.xx supplies country-level publishing revenues and identifies differences between retail-value, publisher-revenue, print-only and prior-year observations. Selected non-European country observations are adjusted for physical formats and period before estimating production spending.
- Evidence informing the 2025 market-value input; displayed series and growth include calculations: The selected country observations contribute to the demand pool underlying the 2025 working estimate. Nielsen retail datasets elsewhere in the publication are not used.
- Evidence informing base-year allocation inputs; displayed values and growth are calculated: Country revenue/format proxies constrain commissioning weights. ([wipo.int](https://www.wipo.int/edocs/pubdocs/en/wipo-pub-xx.xx-2023-xx.xx-en-the-global-publishing-industry-in-2022.pdf))
- Evidence informing forecast-year allocation inputs; displayed values and growth are calculated: Country revenue/format proxies constrain commissioning weights. ([wipo.int](https://www.wipo.int/edocs/pubdocs/en/wipo-pub-xx.xx-2023-xx.xx-en-the-global-publishing-industry-in-2022.pdf))
- Evidence informing base-year allocation inputs; displayed values and growth are calculated: Revenue and registration proxies constrain allocation. ([wipo.int](https://www.wipo.int/edocs/pubdocs/en/wipo-pub-xx.xx-2023-xx.xx-en-the-global-publishing-industry-in-2022.pdf))
- Evidence informing forecast-year allocation inputs; displayed values and growth are calculated: Revenue and registration proxies constrain allocation. ([wipo.int](https://www.wipo.int/edocs/pubdocs/en/wipo-pub-xx.xx-2023-xx.xx-en-the-global-publishing-industry-in-2022.pdf))
- Evidence informing base-year allocation inputs; displayed values and growth are calculated: Revenue, format and title proxies constrain allocation. ([wipo.int](https://www.wipo.int/edocs/pubdocs/en/wipo-pub-xx.xx-2023-xx.xx-en-the-global-publishing-industry-in-2022.pdf))
- Evidence informing forecast-year allocation inputs; displayed values and growth are calculated: Revenue, format and title proxies constrain allocation. ([wipo.int](https://www.wipo.int/edocs/pubdocs/en/wipo-pub-xx.xx-2023-xx.xx-en-the-global-publishing-industry-in-2022.pdf))
- Evidence informing base-year allocation inputs; displayed values and growth are calculated: Turkish revenue constrains regional commissioning scale. ([wipo.int](https://www.wipo.int/edocs/pubdocs/en/wipo-pub-xx.xx-2023-xx.xx-en-the-global-publishing-industry-in-2022.pdf))
- Evidence informing forecast-year allocation inputs; displayed values and growth are calculated: Turkish revenue constrains regional commissioning scale. ([wipo.int](https://www.wipo.int/edocs/pubdocs/en/wipo-pub-xx.xx-2023-xx.xx-en-the-global-publishing-industry-in-2022.pdf))
- Evidence informing base-year allocation inputs; displayed values and growth are calculated: Nigerian registration activity supplies a modeled-demand input. ([wipo.int](https://www.wipo.int/edocs/pubdocs/en/wipo-pub-xx.xx-2023-xx.xx-en-the-global-publishing-industry-in-2022.pdf))
- Evidence informing forecast-year allocation inputs; displayed values and growth are calculated: Nigerian registration activity supplies a modeled-demand input. ([wipo.int](https://www.wipo.int/edocs/pubdocs/en/wipo-pub-xx.xx-2023-xx.xx-en-the-global-publishing-industry-in-2022.pdf))
- Evidence informing base-year allocation inputs; displayed values and growth are calculated: Country revenue, format and registration proxies constrain allocation. ([wipo.int](https://www.wipo.int/edocs/pubdocs/en/wipo-pub-xx.xx-2023-xx.xx-en-the-global-publishing-industry-in-2022.pdf))
- Evidence informing forecast-year allocation inputs; displayed values and growth are calculated: Country revenue, format and registration proxies constrain allocation. ([wipo.int](https://www.wipo.int/edocs/pubdocs/en/wipo-pub-xx.xx-2023-xx.xx-en-the-global-publishing-industry-in-2022.pdf))

6. 2024 年新闻出版统计公报

· Evidence informing the 2024 market-value input; displayed series and growth include calculations: For 2024, the official table reports xx.xx book copies or sheets and CNY xx.xx of book-publishing revenue. These constrain the demand bridge and historical contraction, rather than directly measuring printing-service sales.

· Evidence informing the 2025 market-value input; displayed series and growth include calculations: The 2024 book-publishing observation supplies the Chinese demand primitive for the 2025 model.

· Evidence informing base-year allocation inputs; displayed values and growth are calculated: 2024 book-publishing revenue of CNY xx.xx supplies the physical-demand proxy; reported output contraction qualifies growth assumptions. ([nppa.gov.cn](https://www.nppa.gov.cn/xxgk/fdzdgknr/tjxx/xx.xx/P020251218382424228218.pdf))

· Evidence informing forecast-year allocation inputs; displayed values and growth are calculated: 2024 book-publishing revenue of CNY xx.xx supplies the physical-demand proxy; reported output contraction qualifies growth assumptions. ([nppa.gov.cn](https://www.nppa.gov.cn/xxgk/fdzdgknr/tjxx/xx.xx/P020251218382424228218.pdf))

· Evidence informing base-year allocation inputs; displayed values and growth are calculated: The Chinese book-publishing observation is a major regional demand input, distinct from all printing and packaging industry revenue. ([nppa.gov.cn](https://www.nppa.gov.cn/xxgk/fdzdgknr/tjxx/xx.xx/P020251218382424228218.pdf))

· Evidence informing forecast-year allocation inputs; displayed values and growth are calculated: The Chinese book-publishing observation is a major regional demand input, distinct from all printing and packaging industry revenue. ([nppa.gov.cn](https://www.nppa.gov.cn/xxgk/fdzdgknr/tjxx/xx.xx/P020251218382424228218.pdf))

7. Foreign Exchange Rates - G.5A Annual, January 5, 2026

· Evidence informing the 2024 market-value input; displayed series and growth include calculations: The official 2024 annual-average conversion inputs are USD xx.xx per EUR, CNY xx.xx per USD and CAD xx.xx per USD.

· Evidence informing the 2025 market-value input; displayed series and growth include calculations: The exchange-rate table establishes the conversion basis of the preceding-year demand inputs used in the 2025 estimate; subsequent effective-USD price assumptions are modeled separately.

8. Book publishing industry, 2024 - Statistics Canada

· Evidence informing the 2024 market-value input; displayed series and growth include calculations: Canadian publishers reported CAD xx.xx of print sales outside the online category and CAD xx.xx of online print sales in 2024. Their sum, rather than total operating revenue, supplies the physical-book demand input.

· Evidence informing the 2025 market-value input; displayed series and growth include calculations: Reported cost of goods sold of CAD xx.xx, up CAD xx.xx from 2022, supplies a cost-pressure cross-check, not a directly attributable printing-services total.

· Evidence informing base-year allocation inputs; displayed values and growth are calculated: CAD xx.xx plus CAD xx.xx of print sales supplies a physical-book commissioning proxy; digital growth constrains the forecast mix. ([www150.statcan.gc.ca](https://www150.statcan.gc.ca/n1/daily-quotidien/xx.xx/dq260205b-eng.pdf))

· Evidence informing forecast-year allocation inputs; displayed values and growth are calculated: CAD xx.xx plus CAD xx.xx of print sales supplies a physical-book commissioning proxy; digital growth constrains the forecast mix. ([www150.statcan.gc.ca](https://www150.statcan.gc.ca/n1/daily-quotidien/xx.xx/dq260205b-eng.pdf))

· Evidence informing base-year allocation inputs; displayed values and growth are calculated: The Canadian physical-book input contributes to the North American demand index; it is publisher revenue, not service receipts. ([www150.statcan.gc.ca](https://www150.statcan.gc.ca/n1/daily-quotidien/xx.xx/dq260205b-eng.pdf))

· Evidence informing forecast-year allocation inputs; displayed values and growth are calculated: The Canadian physical-book input contributes to the North American demand index; it is publisher revenue, not service receipts. ([www150.statcan.gc.ca](https://www150.statcan.gc.ca/n1/daily-quotidien/xx.xx/dq260205b-eng.pdf))

9. U.S. Census Bureau - Books Printing: Shipments, annual table
   - Evidence informing the 2017 market-value input; displayed series and growth include calculations: U.S. books-printing shipments were USD xx.xx in 2017; this is a national production anchor for the historical model.
   - Evidence informing the 2018 market-value input; displayed series and growth include calculations: U.S. books-printing shipments were USD xx.xx in 2018.
   - Evidence informing the 2019 market-value input; displayed series and growth include calculations: U.S. books-printing shipments were USD xx.xx in 2019.
   - Evidence informing the 2020 market-value input; displayed series and growth include calculations: U.S. books-printing shipments were USD xx.xx in 2020.
   - Evidence informing the 2021 market-value input; displayed series and growth include calculations: U.S. books-printing shipments were USD xx.xx in 2021.
   - Evidence informing the 2022 market-value input; displayed series and growth include calculations: U.S. books-printing shipments were USD xx.xx in 2022.
   - Evidence informing the 2024 market-value input; displayed series and growth include calculations: U.S. books-printing shipments were USD xx.xx in 2024. This national industrial measure is narrower than the composite global service boundary.
10. U.S. Census Bureau - Book Publishers, All Establishments: Revenue, annual table
    - Evidence informing the 2024 market-value input; displayed series and growth include calculations: The Census annual series reports USD xx.xx of U.S. book-publisher revenue for 2024. A modeled xx.xx% physical-book proportion excludes digital and other adjacent receipts.
    - Evidence informing the 2025 market-value input; displayed series and growth include calculations: The 2024 Census observation replaces an older survey-based U.S. revenue bridge in the demand pool underlying 2025.
    - Evidence informing base-year allocation inputs; displayed values and growth are calculated: The official Census revenue-series page defines the publisher-receipt measure underlying the retained U.S. input; the exact 2024 cell was not independently re-extracted. ([fred.stlouisfed.org](https://fred.stlouisfed.org/data/AIES51113RCT00US))
    - Evidence informing forecast-year allocation inputs; displayed values and growth are calculated: The official Census revenue-series page defines the publisher-receipt measure underlying the retained U.S. input; the exact 2024 cell was not independently re-extracted. ([fred.stlouisfed.org](https://fred.stlouisfed.org/data/AIES51113RCT00US))
11. Scholastic Corporation - Form 10-K for the year ended May 31, 2025
    - Evidence informing the 2024 market-value input; displayed series and growth include calculations: Scholastic's fiscal 2024 product, service, production and inventory-reserve costs were xx.xx% of revenue; postage, freight, shipping, fulfillment and other costs were xx.xx%. These broad categories constrain, but do not directly establish, eligible outsourced-service spending.
    - Evidence informing the 2025 market-value input; displayed series and growth include calculations: The corresponding fiscal 2025 proportions were xx.xx% and xx.xx%. Royalties and prepublication amortization are separately disclosed, allowing their exclusion from the service-market bridge.

12. CEWE achieves all targets in 2025 and aims to further increase revenue and earnings in 2026

- Evidence informing the 2025 market-value input; displayed series and growth include calculations: CEWE reported xx.xx CEWE PHOTOBOOK copies in 2025 versus xx.xx in 2024, supporting a positive specialty-book volume assumption without establishing global adoption.
- Evidence informing the 2026 market-value input; displayed series and growth include calculations: Observed 2025 photobook growth informs the specialty-demand assumption for 2026; the market value remains modeled.
- Evidence informing the 2032 market-value input; displayed series and growth include calculations: The observed specialty-book activity is a starting condition for the forecast, not independent proof of continued growth through 2032.
- Evidence informing the 2040 market-value input; displayed series and growth include calculations: The forecast explicitly slows specialty-demand growth after 2032; this source supplies the initial commercial observation, not the long-term growth rate.
- Evidence informing base-year allocation inputs; displayed values and growth are calculated: Company photobook activity constrains the materiality of specialty commissions; it does not establish the modeled European specialty multiplier or continued growth through 2032. ([ir.cewe.de](https://ir.cewe.de/en/news/cewe-achieves-all-targets-in-2025-and-aims-to-further-increase-revenue-and-earnings-in/70292c17-c943-xx.xx-bd11-4323b6ce54d8))
- Evidence informing forecast-year allocation inputs; displayed values and growth are calculated: Company photobook activity constrains the materiality of specialty commissions; it does not establish the modeled European specialty multiplier or continued growth through 2032. ([ir.cewe.de](https://ir.cewe.de/en/news/cewe-achieves-all-targets-in-2025-and-aims-to-further-increase-revenue-and-earnings-in/70292c17-c943-xx.xx-bd11-4323b6ce54d8))

13. Paperback Printing Cost - Kindle Direct Publishing

- Evidence informing the 2025 market-value input; displayed series and growth include calculations: The inspected U.S. paperback schedule charges USD xx.xx plus USD xx.xx per page for the specified regular-trim black-ink category. It provides a contemporary commercial price comparison for the assumed USD xx.xx self-publishing production receipt, not an observed historical price or volume.
- Evidence informing the 2026 market-value input; displayed series and growth include calculations: The schedule distinguishes printing charges from royalties and retail list prices, supporting the production-receipt boundary used in the estimate.

14. European Book Publishing Statistics 2017

- Evidence informing the 2017 market-value input; displayed series and growth include calculations: The association's primary survey reports approximately EUR xx.xx of European net publisher revenue for 2017, constraining the pre-pandemic demand level.

15. European Book Publishing Statistics 2019

- Evidence informing the 2018 market-value input; displayed series and growth include calculations: The association reports approximately EUR xx.xx of publisher revenue for 2018.
- Evidence informing the 2019 market-value input; displayed series and growth include calculations: The association reports approximately EUR xx.xx for 2019 and identifies a questionnaire change that limits exact comparability with earlier observations.

16. 2021 年新闻出版产业分析报告

- Evidence informing the 2020 market-value input; displayed series and growth include calculations: The official report's 2021 comparison identifies a substantial rebound from 2020, constraining the pandemic-recovery bridge.
- Evidence informing the 2021 market-value input; displayed series and growth include calculations: China reported xx.xx book copies or sheets in 2021, up xx.xx%; the report also distinguishes textbook output and reprints.

17. European Book Publishing Statistics 2023

- Evidence informing the 2022 market-value input; displayed series and growth include calculations: European net publisher revenue was approximately EUR xx.xx in 2022; the association describes paper-cost pressure and price-led growth.

18. Foreign Exchange Rates - G.5A Annual, January 5, 2026
    - Evidence informing base-year allocation inputs; displayed values and growth are calculated: Official annual-average exchange-rate methodology supports the frozen common-USD conversion convention; it does not measure service demand. ([federalreserve.gov](https://www.federalreserve.gov/releases/g5a/xx.xx/))
    - Evidence informing forecast-year allocation inputs; displayed values and growth are calculated: Official annual-average exchange-rate methodology supports the frozen common-USD conversion convention; it does not measure service demand. ([federalreserve.gov](https://www.federalreserve.gov/releases/g5a/xx.xx/))
    - Evidence informing base-year allocation inputs; displayed values and growth are calculated: The annual currency-conversion convention prevents mixing local-currency demand inputs with USD allocation weights. ([federalreserve.gov](https://www.federalreserve.gov/releases/g5a/xx.xx/))
    - Evidence informing forecast-year allocation inputs; displayed values and growth are calculated: The annual currency-conversion convention prevents mixing local-currency demand inputs with USD allocation weights. ([federalreserve.gov](https://www.federalreserve.gov/releases/g5a/xx.xx/))
19. GCC Statistical Center - Education Statistics 2024 announcement, March 23, 2026
    - Evidence informing base-year allocation inputs; displayed values and growth are calculated: Approximately xx.xx general-school pupils constrain the regional educational customer pool; national apportionment and monetization are assumed. ([gccstat.org](https://www.gccstat.org/news/xx.xx))
    - Evidence informing forecast-year allocation inputs; displayed values and growth are calculated: Approximately xx.xx general-school pupils constrain the regional educational customer pool; national apportionment and monetization are assumed. ([gccstat.org](https://www.gccstat.org/news/xx.xx))
20. South African Book Publishing Industry Survey 2023-2024
    - Evidence informing base-year allocation inputs; displayed values and growth are calculated: The transparent national publisher survey supplies a regional commercial comparator, not an observed African printing-service total. ([publishsa.co.za](https://publishsa.co.za/wp-content/uploads/2025/xx.xx/South-African-Book-Publishing-Industry-Survey-2023-2024.pdf))
    - Evidence informing forecast-year allocation inputs; displayed values and growth are calculated: The transparent national publisher survey supplies a regional commercial comparator, not an observed African printing-service total. ([publishsa.co.za](https://publishsa.co.za/wp-content/uploads/2025/xx.xx/South-African-Book-Publishing-Industry-Survey-2023-2024.pdf))
21. Ministry of Education - Press conference release, December 17, 2024
    - Evidence informing base-year allocation inputs; displayed values and growth are calculated: The announced increase in annual NCERT textbook printing from xx.xx to xx.xx supports an educational-demand mechanism, not realized supplier receipts or the modeled forecast share. ([education.gov.in](https://www.education.gov.in/sites/upload_files/mhrd/files/PIB%20releae%20of%20the%20Press%20Conference%20held%20today.pdf))
    - Evidence informing forecast-year allocation inputs; displayed values and growth are calculated: The announced increase in annual NCERT textbook printing from xx.xx to xx.xx supports an educational-demand mechanism, not realized supplier receipts or the modeled forecast share. ([education.gov.in](https://www.education.gov.in/sites/upload_files/mhrd/files/PIB%20releae%20of%20the%20Press%20Conference%20held%20today.pdf))
22. Global Connect - Ingram Content Group
    - Evidence informing base-year allocation inputs; displayed values and growth are calculated: Agreement-dependent network access does not quantify Brazilian commissions or guarantee institutional awards. ([resources.ingramcontent.com](https://resources.ingramcontent.com/publishers/global-connect))
    - Evidence informing forecast-year allocation inputs; displayed values and growth are calculated: Agreement-dependent network access does not quantify Brazilian commissions or guarantee institutional awards. ([resources.ingramcontent.com](https://resources.ingramcontent.com/publishers/global-connect))

23. Paperback and Hardcover Distribution Rights - Kindle Direct Publishing
    - Evidence informing base-year allocation inputs; displayed values and growth are calculated: The marketplace-specific physical-book distribution restriction is not evidence of zero Mexican printing and packaging demand. ([kdp.amazon.com](https://kdp.amazon.com/en_US/help/topic/G201834280))
    - Evidence informing forecast-year allocation inputs; displayed values and growth are calculated: The marketplace-specific physical-book distribution restriction is not evidence of zero Mexican printing and packaging demand. ([kdp.amazon.com](https://kdp.amazon.com/en_US/help/topic/G201834280))
24. InnerWorkings, Inc. - Form 10-K for the year ended December 31, 2019
    - Evidence informing base-year allocation inputs; displayed values and growth are calculated: The 2019 filing reports USD xx.xx gross profit on USD xx.xx revenue and describes purchased-product and direct-service costs. Historical reported margins constrain the modeled xx.xx% retained-fee ratio; they do not directly measure book-channel share.
    - Evidence informing forecast-year allocation inputs; displayed values and growth are calculated: The 2019 filing reports USD xx.xx gross profit on USD xx.xx revenue and describes purchased-product and direct-service costs. Historical reported margins constrain the modeled xx.xx% retained-fee ratio; they do not directly measure book-channel share.
25. Global Print Services | China, Europe, SE Asia, USA & India
    - Evidence informing base-year allocation inputs; displayed values and growth are calculated: Imago describes sourcing suppliers and coordinating multiple manufacturers for book-related projects. Its cumulative customer relationships establish the offered intermediary role but are not annual revenue or allocation weights.
    - Evidence informing forecast-year allocation inputs; displayed values and growth are calculated: Imago describes sourcing suppliers and coordinating multiple manufacturers for book-related projects. Its cumulative customer relationships establish the offered intermediary role but are not annual revenue or allocation weights.
26. Lion Rock Group Limited - Annual Report 2025
    - Evidence informing base-year allocation inputs; displayed values and growth are calculated: Own-business 2025 turnover changes of minus xx.xx% for APOL and minus xx.xx% for Regent challenge uniform intermediary growth; Regent's non-book focus limits its relevance. These observations support avoiding an additional adoption uplift.
    - Evidence informing forecast-year allocation inputs; displayed values and growth are calculated: Own-business 2025 turnover changes of minus xx.xx% for APOL and minus xx.xx% for Regent challenge uniform intermediary growth; Regent's non-book focus limits its relevance. These observations support avoiding an additional adoption uplift.

16. Book Printing & Packaging Services Market, by Print Run Length

[redacted] IN TEMPO also advertises those run categories while describing its own book-format and finishing portfolio. Similar run labels therefore do not establish equivalent binding, packaging, destination, or delivery coverage.

[redacted] Alternative sourcing preserves choice when it does not, but introduces additional coordination. The decision should follow the specific book-and-pack requirement and release commitment, not a presumed technology or service tier attached to the run label.

Figure 26. Global Book Printing & Packaging Services Market Size, by Print Run Length, 2025 (%)

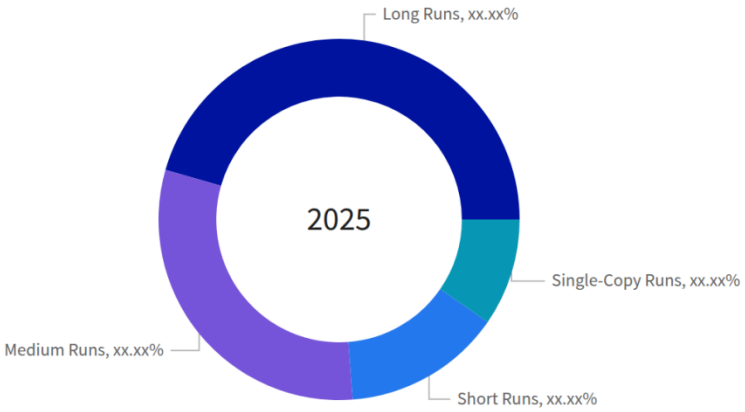

Figure 27. Global Book Printing & Packaging Services Market, by Print Run Length, 2032 (USD Million)

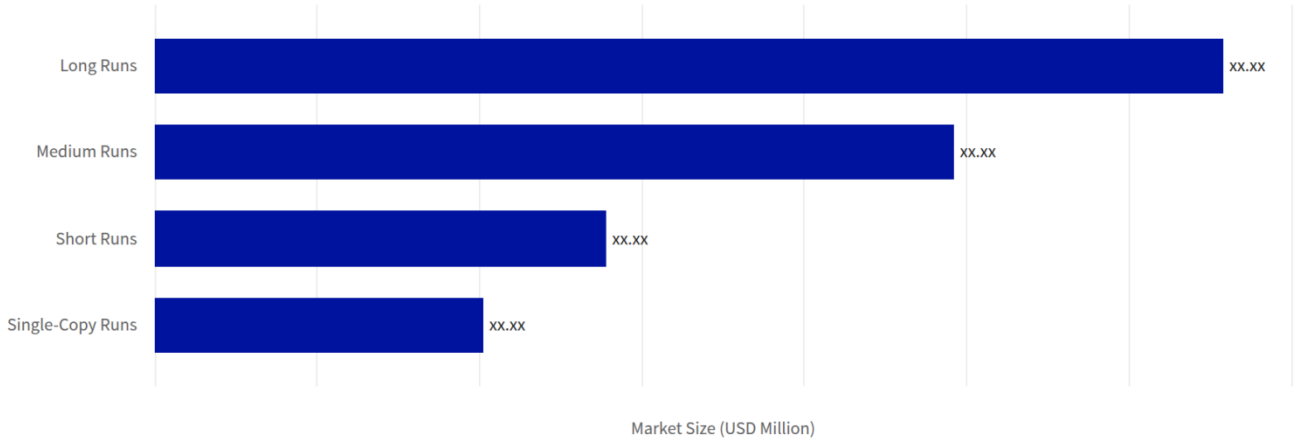

Table 246. Global Book Printing & Packaging Services Market, by Print Run Length growth contribution, 2025-2032

Category	2025 value (USD Million)	2032 value (USD Million)	Added value (USD Million)	2025 share (%)	2032 share (%)	Change (pp)	Growth share (%)	CAGR (%)
Long Runs	xx.xx	xx.xx	xx.xx	xx.xx	xx.xx	xx.xx	xx.xx	xx.xx
Medium Runs	xx.xx	xx.xx	xx.xx	xx.xx	xx.xx	xx.xx	xx.xx	xx.xx
Short Runs	xx.xx	xx.xx	xx.xx	xx.xx	xx.xx	xx.xx	xx.xx	xx.xx
Single-Copy Runs	xx.xx	xx.xx	xx.xx	xx.xx	xx.xx	xx.xx	xx.xx	xx.xx
Scope total	**xx.xx**	**xx.xx**	**xx.xx**	**xx.xx**	**xx.xx**	**xx.xx**	**xx.xx**	**xx.xx**

Table 247. Global Book Printing & Packaging Services Market Size, by Print Run Length, 2017-2040 (USD Million)

Print Run Length	2017	2024	2025	2026	2027	2032	2040	CAGR (%)
Long Runs	xx.xx	xx.xx	xx.xx	xx.xx	xx.xx	xx.xx	xx.xx	xx.xx
Medium Runs	xx.xx	xx.xx	xx.xx	xx.xx	xx.xx	xx.xx	xx.xx	xx.xx
Short Runs	xx.xx	xx.xx	xx.xx	xx.xx	xx.xx	xx.xx	xx.xx	xx.xx
Single-Copy Runs	xx.xx	xx.xx	xx.xx	xx.xx	xx.xx	xx.xx	xx.xx	xx.xx
Total	**xx.xx**	**xx.xx**	**xx.xx**	**xx.xx**	**xx.xx**	**xx.xx**	**xx.xx**	**xx.xx**

Sources & Evidence

1. Supply Chain - Clays

   · Clays explicitly describes short-run requirements as not necessarily print-on-demand, supporting separation of run length from production trigger. ([clays.co.uk](https://www.clays.co.uk/services/supply-chain/))

   · Evidence informing base-year allocation inputs; displayed values and growth are calculated: Clays explicitly distinguishes short-run work from POD, supporting category separation rather than a technological proxy for value share.

   · Evidence informing forecast-year allocation inputs; displayed values and growth are calculated: Clays explicitly distinguishes short-run work from POD, supporting category separation rather than a technological proxy for value share.

2. How Do Lulu Direct Orders Work?

   · Lulu's published ordering terms support the accepted Single-Copy Runs category. ([help.luludirect.lulu.com](https://help.luludirect.lulu.com/en/support/solutions/articles/xx.xx-how-do-lulu-direct-orders-work-))

   · Evidence informing base-year allocation inputs; displayed values and growth are calculated: No minimum order and one-copy ordering establish commercial feasibility, not the number or value of single-copy releases.

   · Evidence informing forecast-year allocation inputs; displayed values and growth are calculated: No minimum order and one-copy ordering establish commercial feasibility, not the number or value of single-copy releases.

   · Evidence informing base-year allocation inputs; displayed values and growth are calculated: One POD offering accepts hundreds of copies, independently challenging a POD-equals-single-copy allocation.

   · Evidence informing forecast-year allocation inputs; displayed values and growth are calculated: One POD offering accepts hundreds of copies, independently challenging a POD-equals-single-copy allocation.

   · Evidence informing base-year allocation inputs; displayed values and growth are calculated: Orders can extend into thousands within the same offering; the production trigger therefore does not uniquely identify the working run band.

   · Evidence informing forecast-year allocation inputs; displayed values and growth are calculated: Orders can extend into thousands within the same offering; the production trigger therefore does not uniquely identify the working run band.

3. Case Binding Offerings | Bradford & Bigelow

   · Bradford & Bigelow advertises short-, medium-, and long-run book projects alongside kitting and distribution to consumers or warehouses. (pw.bradford-bigelow.com)

4. What we do | Book printing for publishers | IN TEMPO

   · IN TEMPO advertises short, medium, and long book runs together with a specified book-format and finishing portfolio. ([intempo.fr](https://www.intempo.fr/en/savoir-faire/))

5. U.S. Government Publishing Office - Print Order Form 2511 Instructions

   · Taxonomy evidence: Order quantity is expressed as finished assembled products, supporting finished-copy rather than sheet counts; no universal run bands are prescribed. ([gpo.gov](https://www.gpo.gov/docs/default-source/forms-standards-pdf-files/2511_instructions.pdf))

   · Taxonomy evidence: Quantity is the number of finished assembled products, including books, rather than constituent items; this supports a finished-copy allocation unit, not universal run-band thresholds. ([gpo.gov](https://www.gpo.gov/docs/default-source/forms-standards-pdf-files/2511_instructions.pdf))

6. Book Printing Prices UK | Live Per-Copy Costs

· Taxonomy evidence: The supplier's inspected UK schedule varies quantity for a fixed book specification and states that delivery is priced separately. This corroborates batch quantity as a quoting dimension only; it establishes neither global run-band boundaries nor a price/quality tier and is not used as a 2025 price estimate. ([imprintdigital.com](https://imprintdigital.com/book-printing-prices))

· Evidence informing base-year allocation inputs; displayed values and growth are calculated: The inspected schedule quotes GBP xx.xx at xx.xx copies for one paperback specification, supporting a relative-price input, not a historical global realization.

· Evidence informing forecast-year allocation inputs; displayed values and growth are calculated: The inspected schedule quotes GBP xx.xx at xx.xx copies for one paperback specification, supporting a relative-price input, not a historical global realization.

· Evidence informing base-year allocation inputs; displayed values and growth are calculated: GBP xx.xx at xx.xx copies supplies the medium-run reference index; format and delivery differences require separate treatment.

· Evidence informing forecast-year allocation inputs; displayed values and growth are calculated: GBP xx.xx at xx.xx copies supplies the medium-run reference index; format and delivery differences require separate treatment.

· Evidence informing base-year allocation inputs; displayed values and growth are calculated: The quantity-price curve anchors the reference from which the long-run discount is assumed; no long-run price or future share is disclosed.

· Evidence informing forecast-year allocation inputs; displayed values and growth are calculated: The quantity-price curve anchors the reference from which the long-run discount is assumed; no long-run price or future share is disclosed.

7. European Book Publishing Statistics 2024

· Evidence informing the 2024 market-value input; displayed series and growth include calculations: European publishers reported approximately EUR xx.xx of net book-sales revenue in 2024. The disclosed ebook and audiobook proportions inform the modeled xx.xx% physical-book revenue proportion; publisher revenue is an input, not printing-service revenue.

· Evidence informing the 2025 market-value input; displayed series and growth include calculations: The 2024 publisher-revenue and format observations provide the European demand input carried into the 2025 estimate.

8. The Global Publishing Industry in 2022

· Evidence informing the 2024 market-value input; displayed series and growth include calculations: Table xx.xx supplies country-level publishing revenues and identifies differences between retail-value, publisher-revenue, print-only and prior-year observations. Selected non-European country observations are adjusted for physical formats and period before estimating production spending.

· Evidence informing the 2025 market-value input; displayed series and growth include calculations: The selected country observations contribute to the demand pool underlying the 2025 working estimate. Nielsen retail datasets elsewhere in the publication are not used.

9. 2024 年新闻出版统计公报

- Evidence informing the 2024 market-value input; displayed series and growth include calculations: For 2024, the official table reports xx.xx book copies or sheets and CNY xx.xx of book-publishing revenue. These constrain the demand bridge and historical contraction, rather than directly measuring printing-service sales.
- Evidence informing the 2025 market-value input; displayed series and growth include calculations: The 2024 book-publishing observation supplies the Chinese demand primitive for the 2025 model.
- Evidence informing base-year allocation inputs; displayed values and growth are calculated: Official 2024 output of xx.xx copies/sheets constrains total modeled publisher activity; it does not disclose single-copy production.
- Evidence informing forecast-year allocation inputs; displayed values and growth are calculated: Official 2024 output of xx.xx copies/sheets constrains total modeled publisher activity; it does not disclose single-copy production.
- Evidence informing base-year allocation inputs; displayed values and growth are calculated: Aggregate copies and annual title output constrain the shared activity model, not an observed short-run share.
- Evidence informing forecast-year allocation inputs; displayed values and growth are calculated: Aggregate copies and annual title output constrain the shared activity model, not an observed short-run share.
- Evidence informing base-year allocation inputs; displayed values and growth are calculated: Aggregate production provides a scale check for the medium-run assumption; annual copies per title are not individual batches.
- Evidence informing forecast-year allocation inputs; displayed values and growth are calculated: Aggregate production provides a scale check for the medium-run assumption; annual copies per title are not individual batches.
- Evidence informing base-year allocation inputs; displayed values and growth are calculated: Approximately xx.xx annual copies per title constrain the long-run scenario without proving its batch mix or forecast.
- Evidence informing forecast-year allocation inputs; displayed values and growth are calculated: Approximately xx.xx annual copies per title constrain the long-run scenario without proving its batch mix or forecast.

10. Foreign Exchange Rates - G.5A Annual, January 5, 2026

- Evidence informing the 2024 market-value input; displayed series and growth include calculations: The official 2024 annual-average conversion inputs are USD xx.xx per EUR, CNY xx.xx per USD and CAD xx.xx per USD.
- Evidence informing the 2025 market-value input; displayed series and growth include calculations: The exchange-rate table establishes the conversion basis of the preceding-year demand inputs used in the 2025 estimate; subsequent effective-USD price assumptions are modeled separately.

11. Book publishing industry, 2024 - Statistics Canada

- Evidence informing the 2024 market-value input; displayed series and growth include calculations: Canadian publishers reported CAD xx.xx of print sales outside the online category and CAD xx.xx of online print sales in 2024. Their sum, rather than total operating revenue, supplies the physical-book demand input.
- Evidence informing the 2025 market-value input; displayed series and growth include calculations: Reported cost of goods sold of CAD xx.xx, up CAD xx.xx from 2022, supplies a cost-pressure cross-check, not a directly attributable printing-services total.

12. U.S. Census Bureau - Books Printing: Shipments, annual table
    - Evidence informing the 2017 market-value input; displayed series and growth include calculations: U.S. books-printing shipments were USD xx.xx in 2017; this is a national production anchor for the historical model.
    - Evidence informing the 2018 market-value input; displayed series and growth include calculations: U.S. books-printing shipments were USD xx.xx in 2018.
    - Evidence informing the 2019 market-value input; displayed series and growth include calculations: U.S. books-printing shipments were USD xx.xx in 2019.
    - Evidence informing the 2020 market-value input; displayed series and growth include calculations: U.S. books-printing shipments were USD xx.xx in 2020.
    - Evidence informing the 2021 market-value input; displayed series and growth include calculations: U.S. books-printing shipments were USD xx.xx in 2021.
    - Evidence informing the 2022 market-value input; displayed series and growth include calculations: U.S. books-printing shipments were USD xx.xx in 2022.
    - Evidence informing the 2024 market-value input; displayed series and growth include calculations: U.S. books-printing shipments were USD xx.xx in 2024. This national industrial measure is narrower than the composite global service boundary.
13. U.S. Census Bureau - Book Publishers, All Establishments: Revenue, annual table
    - Evidence informing the 2024 market-value input; displayed series and growth include calculations: The Census annual series reports USD xx.xx of U.S. book-publisher revenue for 2024. A modeled xx.xx% physical-book proportion excludes digital and other adjacent receipts.
    - Evidence informing the 2025 market-value input; displayed series and growth include calculations: The 2024 Census observation replaces an older survey-based U.S. revenue bridge in the demand pool underlying 2025.
14. Scholastic Corporation - Form 10-K for the year ended May 31, 2025
    - Evidence informing the 2024 market-value input; displayed series and growth include calculations: Scholastic's fiscal 2024 product, service, production and inventory-reserve costs were xx.xx% of revenue; postage, freight, shipping, fulfillment and other costs were xx.xx%. These broad categories constrain, but do not directly establish, eligible outsourced-service spending.
    - Evidence informing the 2025 market-value input; displayed series and growth include calculations: The corresponding fiscal 2025 proportions were xx.xx% and xx.xx%. Royalties and prepublication amortization are separately disclosed, allowing their exclusion from the service-market bridge.

15. CEWE achieves all targets in 2025 and aims to further increase revenue and earnings in 2026
    - Evidence informing the 2025 market-value input; displayed series and growth include calculations: CEWE reported xx.xx CEWE PHOTOBOOK copies in 2025 versus xx.xx in 2024, supporting a positive specialty-book volume assumption without establishing global adoption.
    - Evidence informing the 2026 market-value input; displayed series and growth include calculations: Observed 2025 photobook growth informs the specialty-demand assumption for 2026; the market value remains modeled.
    - Evidence informing the 2032 market-value input; displayed series and growth include calculations: The observed specialty-book activity is a starting condition for the forecast, not independent proof of continued growth through 2032.
    - Evidence informing the 2040 market-value input; displayed series and growth include calculations: The forecast explicitly slows specialty-demand growth after 2032; this source supplies the initial commercial observation, not the long-term growth rate.
    - Evidence informing base-year allocation inputs; displayed values and growth are calculated: Reported photobook units of xx.xx in 2025 versus xx.xx in 2024 constrain specialty activity; the single-copy attribution remains assumed.
    - Evidence informing forecast-year allocation inputs; displayed values and growth are calculated: Reported photobook units of xx.xx in 2025 versus xx.xx in 2024 constrain specialty activity; the single-copy attribution remains assumed.
    - Evidence informing base-year allocation inputs; displayed values and growth are calculated: Observed photobook activity supports the specialty cohort's existence, not the assumed repeat-copy short-run fraction. The 2026 unit target cautions against automatic growth extrapolation.
    - Evidence informing forecast-year allocation inputs; displayed values and growth are calculated: Observed photobook activity supports the specialty cohort's existence, not the assumed repeat-copy short-run fraction. The 2026 unit target cautions against automatic growth extrapolation.
16. Paperback Printing Cost - Kindle Direct Publishing
    - Evidence informing the 2025 market-value input; displayed series and growth include calculations: The inspected U.S. paperback schedule charges USD xx.xx plus USD xx.xx per page for the specified regular-trim black-ink category. It provides a contemporary commercial price comparison for the assumed USD xx.xx self-publishing production receipt, not an observed historical price or volume.
    - Evidence informing the 2026 market-value input; displayed series and growth include calculations: The schedule distinguishes printing charges from royalties and retail list prices, supporting the production-receipt boundary used in the estimate.
    - Evidence informing base-year allocation inputs; displayed values and growth are calculated: The current U.S. regular-trim black-ink schedule of USD xx.xx plus USD xx.xx per page gives USD xx.xx at xx.xx pages, a magnitude check for modeled single-copy receipts. It establishes neither global volume nor historical or forecast share.
    - Evidence informing forecast-year allocation inputs; displayed values and growth are calculated: The current U.S. regular-trim black-ink schedule of USD xx.xx plus USD xx.xx per page gives USD xx.xx at xx.xx pages, a magnitude check for modeled single-copy receipts. It establishes neither global volume nor historical or forecast share.
17. European Book Publishing Statistics 2017
    - Evidence informing the 2017 market-value input; displayed series and growth include calculations: The association's primary survey reports approximately EUR xx.xx of European net publisher revenue for 2017, constraining the pre-pandemic demand level.
18. European Book Publishing Statistics 2019
    - Evidence informing the 2018 market-value input; displayed series and growth include calculations: The association reports approximately EUR xx.xx of publisher revenue for 2018.
    - Evidence informing the 2019 market-value input; displayed series and growth include calculations: The association reports approximately EUR xx.xx for 2019 and identifies a questionnaire change that limits exact comparability with earlier observations.

19. 2021 年新闻出版产业分析报告
    - Evidence informing the 2020 market-value input; displayed series and growth include calculations: The official report's 2021 comparison identifies a substantial rebound from 2020, constraining the pandemic-recovery bridge.
    - Evidence informing the 2021 market-value input; displayed series and growth include calculations: China reported xx.xx book copies or sheets in 2021, up xx.xx%; the report also distinguishes textbook output and reprints.
20. European Book Publishing Statistics 2023
    - Evidence informing the 2022 market-value input; displayed series and growth include calculations: European net publisher revenue was approximately EUR xx.xx in 2022; the association describes paper-cost pressure and price-led growth.
21. Shortage of NCERT textbooks - Rajya Sabha Unstarred Question No. 1941, December 17, 2025
    - Evidence informing base-year allocation inputs; displayed values and growth are calculated: Phased textbook supply supports treating annual institutional quantities separately from production batches; it does not disclose the medium-run allocation.
    - Evidence informing forecast-year allocation inputs; displayed values and growth are calculated: Phased textbook supply supports treating annual institutional quantities separately from production batches; it does not disclose the medium-run allocation.
    - Evidence informing base-year allocation inputs; displayed values and growth are calculated: The December xx.xx 2025 answer identifies a xx.xx-million-copy FY2025-xx.xx printing decision versus approximately xx.xx in recent years, a counterforce to assuming rapid long-run disappearance. Planned copies are not realized service revenue.
    - Evidence informing forecast-year allocation inputs; displayed values and growth are calculated: The December xx.xx 2025 answer identifies a xx.xx-million-copy FY2025-xx.xx printing decision versus approximately xx.xx in recent years, a counterforce to assuming rapid long-run disappearance. Planned copies are not realized service revenue.

16.1. Long Runs

Table 248. Global Book Printing & Packaging Services Market Size, by Long Runs, by Region, 2017-2040 (USD Million)

Region	2017	2024	2025	2026	2027	2032	2040	CAGR (%)
Africa	xx.xx	xx.xx	xx.xx	xx.xx	xx.xx	xx.xx	xx.xx	xx.xx
Asia-Pacific	xx.xx	xx.xx	xx.xx	xx.xx	xx.xx	xx.xx	xx.xx	xx.xx
Europe	xx.xx	xx.xx	xx.xx	xx.xx	xx.xx	xx.xx	xx.xx	xx.xx
Latin America	xx.xx	xx.xx	xx.xx	xx.xx	xx.xx	xx.xx	xx.xx	xx.xx
Middle East	xx.xx	xx.xx	xx.xx	xx.xx	xx.xx	xx.xx	xx.xx	xx.xx
North America	xx.xx	xx.xx	xx.xx	xx.xx	xx.xx	xx.xx	xx.xx	xx.xx
Total	**xx.xx**	**xx.xx**	**xx.xx**	**xx.xx**	**xx.xx**	**xx.xx**	**xx.xx**	**xx.xx**

Table 249. Global Book Printing & Packaging Services Market Size, by Long Runs, by Group, 2017-2040 (USD Million)

Group	2017	2024	2025	2026	2027	2032	2040	CAGR (%)
ASEAN	xx.xx	xx.xx	xx.xx	xx.xx	xx.xx	xx.xx	xx.xx	xx.xx
BRICS	xx.xx	xx.xx	xx.xx	xx.xx	xx.xx	xx.xx	xx.xx	xx.xx
European Union	xx.xx	xx.xx	xx.xx	xx.xx	xx.xx	xx.xx	xx.xx	xx.xx
G7	xx.xx	xx.xx	xx.xx	xx.xx	xx.xx	xx.xx	xx.xx	xx.xx
GCC	xx.xx	xx.xx	xx.xx	xx.xx	xx.xx	xx.xx	xx.xx	xx.xx
NATO	xx.xx	xx.xx	xx.xx	xx.xx	xx.xx	xx.xx	xx.xx	xx.xx

Table 250. Global Book Printing & Packaging Services Market Size, by Long Runs, by Country, 2017-2040 (USD Million)

Country	2017	2024	2025	2026	2027	2032	2040	CAGR (%)
Australia	xx.xx	xx.xx	xx.xx	xx.xx	xx.xx	xx.xx	xx.xx	xx.xx
Brazil	xx.xx	xx.xx	xx.xx	xx.xx	xx.xx	xx.xx	xx.xx	xx.xx
Canada	xx.xx	xx.xx	xx.xx	xx.xx	xx.xx	xx.xx	xx.xx	xx.xx
China	xx.xx	xx.xx	xx.xx	xx.xx	xx.xx	xx.xx	xx.xx	xx.xx
France	xx.xx	xx.xx	xx.xx	xx.xx	xx.xx	xx.xx	xx.xx	xx.xx
Germany	xx.xx	xx.xx	xx.xx	xx.xx	xx.xx	xx.xx	xx.xx	xx.xx
India	xx.xx	xx.xx	xx.xx	xx.xx	xx.xx	xx.xx	xx.xx	xx.xx
Italy	xx.xx	xx.xx	xx.xx	xx.xx	xx.xx	xx.xx	xx.xx	xx.xx
Japan	xx.xx	xx.xx	xx.xx	xx.xx	xx.xx	xx.xx	xx.xx	xx.xx
Mexico	xx.xx	xx.xx	xx.xx	xx.xx	xx.xx	xx.xx	xx.xx	xx.xx
Russia	xx.xx	xx.xx	xx.xx	xx.xx	xx.xx	xx.xx	xx.xx	xx.xx
South Korea	xx.xx	xx.xx	xx.xx	xx.xx	xx.xx	xx.xx	xx.xx	xx.xx
Spain	xx.xx	xx.xx	xx.xx	xx.xx	xx.xx	xx.xx	xx.xx	xx.xx
United Kingdom	xx.xx	xx.xx	xx.xx	xx.xx	xx.xx	xx.xx	xx.xx	xx.xx
United States	xx.xx	xx.xx	xx.xx	xx.xx	xx.xx	xx.xx	xx.xx	xx.xx
Others	xx.xx	xx.xx	xx.xx	xx.xx	xx.xx	xx.xx	xx.xx	xx.xx
Total	**xx.xx**	**xx.xx**	**xx.xx**	**xx.xx**	**xx.xx**	**xx.xx**	**xx.xx**	**xx.xx**

Sources & Evidence

1. European Book Publishing Statistics 2024

   · Evidence informing the 2024 market-value input; displayed series and growth include calculations: European publishers reported approximately EUR xx.xx of net book-sales revenue in 2024. The disclosed ebook and audiobook proportions inform the modeled xx.xx% physical-book revenue proportion; publisher revenue is an input, not printing-service revenue.

   · Evidence informing the 2025 market-value input; displayed series and growth include calculations: The 2024 publisher-revenue and format observations provide the European demand input carried into the 2025 estimate.

   · Evidence informing base-year allocation inputs; displayed values and growth are calculated: EUR xx.xx of 2024 publisher revenue and weakening physical volumes constrain the European demand weight and forecast, not directly observed service shares.
   ([fep-fee.eu](https://www.fep-fee.eu/European-Book-Publishing-Statistics-2024))

   · Evidence informing forecast-year allocation inputs; displayed values and growth are calculated: EUR xx.xx of 2024 publisher revenue and weakening physical volumes constrain the European demand weight and forecast, not directly observed service shares.
   ([fep-fee.eu](https://www.fep-fee.eu/European-Book-Publishing-Statistics-2024))

2. The Global Publishing Industry in 2022

- Evidence informing the 2024 market-value input; displayed series and growth include calculations: Table xx.xx supplies country-level publishing revenues and identifies differences between retail-value, publisher-revenue, print-only and prior-year observations. Selected non-European country observations are adjusted for physical formats and period before estimating production spending.
- Evidence informing the 2025 market-value input; displayed series and growth include calculations: The selected country observations contribute to the demand pool underlying the 2025 working estimate. Nielsen retail datasets elsewhere in the publication are not used.
- Evidence informing base-year allocation inputs; displayed values and growth are calculated: Country revenue/format proxies constrain commissioning weights. ([wipo.int](https://www.wipo.int/edocs/pubdocs/en/wipo-pub-xx.xx-2023-xx.xx-en-the-global-publishing-industry-in-2022.pdf))
- Evidence informing forecast-year allocation inputs; displayed values and growth are calculated: Country revenue/format proxies constrain commissioning weights. ([wipo.int](https://www.wipo.int/edocs/pubdocs/en/wipo-pub-xx.xx-2023-xx.xx-en-the-global-publishing-industry-in-2022.pdf))
- Evidence informing base-year allocation inputs; displayed values and growth are calculated: Revenue and registration proxies constrain allocation. ([wipo.int](https://www.wipo.int/edocs/pubdocs/en/wipo-pub-xx.xx-2023-xx.xx-en-the-global-publishing-industry-in-2022.pdf))
- Evidence informing forecast-year allocation inputs; displayed values and growth are calculated: Revenue and registration proxies constrain allocation. ([wipo.int](https://www.wipo.int/edocs/pubdocs/en/wipo-pub-xx.xx-2023-xx.xx-en-the-global-publishing-industry-in-2022.pdf))
- Evidence informing base-year allocation inputs; displayed values and growth are calculated: Revenue, format and title proxies constrain allocation. ([wipo.int](https://www.wipo.int/edocs/pubdocs/en/wipo-pub-xx.xx-2023-xx.xx-en-the-global-publishing-industry-in-2022.pdf))
- Evidence informing forecast-year allocation inputs; displayed values and growth are calculated: Revenue, format and title proxies constrain allocation. ([wipo.int](https://www.wipo.int/edocs/pubdocs/en/wipo-pub-xx.xx-2023-xx.xx-en-the-global-publishing-industry-in-2022.pdf))
- Evidence informing base-year allocation inputs; displayed values and growth are calculated: Turkish revenue constrains regional commissioning scale. ([wipo.int](https://www.wipo.int/edocs/pubdocs/en/wipo-pub-xx.xx-2023-xx.xx-en-the-global-publishing-industry-in-2022.pdf))
- Evidence informing forecast-year allocation inputs; displayed values and growth are calculated: Turkish revenue constrains regional commissioning scale. ([wipo.int](https://www.wipo.int/edocs/pubdocs/en/wipo-pub-xx.xx-2023-xx.xx-en-the-global-publishing-industry-in-2022.pdf))
- Evidence informing base-year allocation inputs; displayed values and growth are calculated: Nigerian registration activity supplies a modeled-demand input. ([wipo.int](https://www.wipo.int/edocs/pubdocs/en/wipo-pub-xx.xx-2023-xx.xx-en-the-global-publishing-industry-in-2022.pdf))
- Evidence informing forecast-year allocation inputs; displayed values and growth are calculated: Nigerian registration activity supplies a modeled-demand input. ([wipo.int](https://www.wipo.int/edocs/pubdocs/en/wipo-pub-xx.xx-2023-xx.xx-en-the-global-publishing-industry-in-2022.pdf))
- Evidence informing base-year allocation inputs; displayed values and growth are calculated: Country revenue, format and registration proxies constrain allocation. ([wipo.int](https://www.wipo.int/edocs/pubdocs/en/wipo-pub-xx.xx-2023-xx.xx-en-the-global-publishing-industry-in-2022.pdf))
- Evidence informing forecast-year allocation inputs; displayed values and growth are calculated: Country revenue, format and registration proxies constrain allocation. ([wipo.int](https://www.wipo.int/edocs/pubdocs/en/wipo-pub-xx.xx-2023-xx.xx-en-the-global-publishing-industry-in-2022.pdf))

3. 2024 年新闻出版统计公报

   · Evidence informing the 2024 market-value input; displayed series and growth include calculations: For 2024, the official table reports xx.xx book copies or sheets and CNY xx.xx of book-publishing revenue. These constrain the demand bridge and historical contraction, rather than directly measuring printing-service sales.

   · Evidence informing the 2025 market-value input; displayed series and growth include calculations: The 2024 book-publishing observation supplies the Chinese demand primitive for the 2025 model.

   · Evidence informing base-year allocation inputs; displayed values and growth are calculated: 2024 book-publishing revenue of CNY xx.xx supplies the physical-demand proxy; reported output contraction qualifies growth assumptions. ([nppa.gov.cn](https://www.nppa.gov.cn/xxgk/fdzdgknr/tjxx/xx.xx/P020251218382424228218.pdf))

   · Evidence informing forecast-year allocation inputs; displayed values and growth are calculated: 2024 book-publishing revenue of CNY xx.xx supplies the physical-demand proxy; reported output contraction qualifies growth assumptions. ([nppa.gov.cn](https://www.nppa.gov.cn/xxgk/fdzdgknr/tjxx/xx.xx/P020251218382424228218.pdf))

   · Evidence informing base-year allocation inputs; displayed values and growth are calculated: The Chinese book-publishing observation is a major regional demand input, distinct from all printing and packaging industry revenue. ([nppa.gov.cn](https://www.nppa.gov.cn/xxgk/fdzdgknr/tjxx/xx.xx/P020251218382424228218.pdf))

   · Evidence informing forecast-year allocation inputs; displayed values and growth are calculated: The Chinese book-publishing observation is a major regional demand input, distinct from all printing and packaging industry revenue. ([nppa.gov.cn](https://www.nppa.gov.cn/xxgk/fdzdgknr/tjxx/xx.xx/P020251218382424228218.pdf))

   · Evidence informing base-year allocation inputs; displayed values and growth are calculated: Approximately xx.xx annual copies per title constrain the long-run scenario without proving its batch mix or forecast.

   · Evidence informing forecast-year allocation inputs; displayed values and growth are calculated: Approximately xx.xx annual copies per title constrain the long-run scenario without proving its batch mix or forecast.

4. Foreign Exchange Rates - G.5A Annual, January 5, 2026

   · Evidence informing the 2024 market-value input; displayed series and growth include calculations: The official 2024 annual-average conversion inputs are USD xx.xx per EUR, CNY xx.xx per USD and CAD xx.xx per USD.

   · Evidence informing the 2025 market-value input; displayed series and growth include calculations: The exchange-rate table establishes the conversion basis of the preceding-year demand inputs used in the 2025 estimate; subsequent effective-USD price assumptions are modeled separately.

5. Book publishing industry, 2024 - Statistics Canada
   - Evidence informing the 2024 market-value input; displayed series and growth include calculations: Canadian publishers reported CAD xx.xx of print sales outside the online category and CAD xx.xx of online print sales in 2024. Their sum, rather than total operating revenue, supplies the physical-book demand input.
   - Evidence informing the 2025 market-value input; displayed series and growth include calculations: Reported cost of goods sold of CAD xx.xx, up CAD xx.xx from 2022, supplies a cost-pressure cross-check, not a directly attributable printing-services total.
   - Evidence informing base-year allocation inputs; displayed values and growth are calculated: CAD xx.xx plus CAD xx.xx of print sales supplies a physical-book commissioning proxy; digital growth constrains the forecast mix. ([www150.statcan.gc.ca](https://www150.statcan.gc.ca/n1/daily-quotidien/xx.xx/dq260205b-eng.pdf))
   - Evidence informing forecast-year allocation inputs; displayed values and growth are calculated: CAD xx.xx plus CAD xx.xx of print sales supplies a physical-book commissioning proxy; digital growth constrains the forecast mix. ([www150.statcan.gc.ca](https://www150.statcan.gc.ca/n1/daily-quotidien/xx.xx/dq260205b-eng.pdf))
   - Evidence informing base-year allocation inputs; displayed values and growth are calculated: The Canadian physical-book input contributes to the North American demand index; it is publisher revenue, not service receipts. ([www150.statcan.gc.ca](https://www150.statcan.gc.ca/n1/daily-quotidien/xx.xx/dq260205b-eng.pdf))
   - Evidence informing forecast-year allocation inputs; displayed values and growth are calculated: The Canadian physical-book input contributes to the North American demand index; it is publisher revenue, not service receipts. ([www150.statcan.gc.ca](https://www150.statcan.gc.ca/n1/daily-quotidien/xx.xx/dq260205b-eng.pdf))
6. U.S. Census Bureau - Books Printing: Shipments, annual table
   - Evidence informing the 2017 market-value input; displayed series and growth include calculations: U.S. books-printing shipments were USD xx.xx in 2017; this is a national production anchor for the historical model.
   - Evidence informing the 2018 market-value input; displayed series and growth include calculations: U.S. books-printing shipments were USD xx.xx in 2018.
   - Evidence informing the 2019 market-value input; displayed series and growth include calculations: U.S. books-printing shipments were USD xx.xx in 2019.
   - Evidence informing the 2020 market-value input; displayed series and growth include calculations: U.S. books-printing shipments were USD xx.xx in 2020.
   - Evidence informing the 2021 market-value input; displayed series and growth include calculations: U.S. books-printing shipments were USD xx.xx in 2021.
   - Evidence informing the 2022 market-value input; displayed series and growth include calculations: U.S. books-printing shipments were USD xx.xx in 2022.
   - Evidence informing the 2024 market-value input; displayed series and growth include calculations: U.S. books-printing shipments were USD xx.xx in 2024. This national industrial measure is narrower than the composite global service boundary.
7. U.S. Census Bureau - Book Publishers, All Establishments: Revenue, annual table
   - Evidence informing the 2024 market-value input; displayed series and growth include calculations: The Census annual series reports USD xx.xx of U.S. book-publisher revenue for 2024. A modeled xx.xx% physical-book proportion excludes digital and other adjacent receipts.
   - Evidence informing the 2025 market-value input; displayed series and growth include calculations: The 2024 Census observation replaces an older survey-based U.S. revenue bridge in the demand pool underlying 2025.
   - Evidence informing base-year allocation inputs; displayed values and growth are calculated: The official Census revenue-series page defines the publisher-receipt measure underlying the retained U.S. input; the exact 2024 cell was not independently re-extracted. ([fred.stlouisfed.org](https://fred.stlouisfed.org/data/AIES51113RCT00US))
   - Evidence informing forecast-year allocation inputs; displayed values and growth are calculated: The official Census revenue-series page defines the publisher-receipt measure underlying the retained U.S. input; the exact 2024 cell was not independently re-extracted. ([fred.stlouisfed.org](https://fred.stlouisfed.org/data/AIES51113RCT00US))

8. Scholastic Corporation - Form 10-K for the year ended May 31, 2025
   - Evidence informing the 2024 market-value input; displayed series and growth include calculations: Scholastic's fiscal 2024 product, service, production and inventory-reserve costs were xx.xx% of revenue; postage, freight, shipping, fulfillment and other costs were xx.xx%. These broad categories constrain, but do not directly establish, eligible outsourced-service spending.
   - Evidence informing the 2025 market-value input; displayed series and growth include calculations: The corresponding fiscal 2025 proportions were xx.xx% and xx.xx%. Royalties and prepublication amortization are separately disclosed, allowing their exclusion from the service-market bridge.
9. CEWE achieves all targets in 2025 and aims to further increase revenue and earnings in 2026
   - Evidence informing the 2025 market-value input; displayed series and growth include calculations: CEWE reported xx.xx CEWE PHOTOBOOK copies in 2025 versus xx.xx in 2024, supporting a positive specialty-book volume assumption without establishing global adoption.
   - Evidence informing the 2026 market-value input; displayed series and growth include calculations: Observed 2025 photobook growth informs the specialty-demand assumption for 2026; the market value remains modeled.
   - Evidence informing the 2032 market-value input; displayed series and growth include calculations: The observed specialty-book activity is a starting condition for the forecast, not independent proof of continued growth through 2032.
   - Evidence informing the 2040 market-value input; displayed series and growth include calculations: The forecast explicitly slows specialty-demand growth after 2032; this source supplies the initial commercial observation, not the long-term growth rate.
   - Evidence informing base-year allocation inputs; displayed values and growth are calculated: Company photobook activity constrains the materiality of specialty commissions; it does not establish the modeled European specialty multiplier or continued growth through 2032. ([ir.cewe.de](https://ir.cewe.de/en/news/cewe-achieves-all-targets-in-2025-and-aims-to-further-increase-revenue-and-earnings-in/70292c17-c943-xx.xx-bd11-4323b6ce54d8))
   - Evidence informing forecast-year allocation inputs; displayed values and growth are calculated: Company photobook activity constrains the materiality of specialty commissions; it does not establish the modeled European specialty multiplier or continued growth through 2032. ([ir.cewe.de](https://ir.cewe.de/en/news/cewe-achieves-all-targets-in-2025-and-aims-to-further-increase-revenue-and-earnings-in/70292c17-c943-xx.xx-bd11-4323b6ce54d8))
10. Paperback Printing Cost - Kindle Direct Publishing
    - Evidence informing the 2025 market-value input; displayed series and growth include calculations: The inspected U.S. paperback schedule charges USD xx.xx plus USD xx.xx per page for the specified regular-trim black-ink category. It provides a contemporary commercial price comparison for the assumed USD xx.xx self-publishing production receipt, not an observed historical price or volume.
    - Evidence informing the 2026 market-value input; displayed series and growth include calculations: The schedule distinguishes printing charges from royalties and retail list prices, supporting the production-receipt boundary used in the estimate.
11. European Book Publishing Statistics 2017
    - Evidence informing the 2017 market-value input; displayed series and growth include calculations: The association's primary survey reports approximately EUR xx.xx of European net publisher revenue for 2017, constraining the pre-pandemic demand level.
12. European Book Publishing Statistics 2019
    - Evidence informing the 2018 market-value input; displayed series and growth include calculations: The association reports approximately EUR xx.xx of publisher revenue for 2018.
    - Evidence informing the 2019 market-value input; displayed series and growth include calculations: The association reports approximately EUR xx.xx for 2019 and identifies a questionnaire change that limits exact comparability with earlier observations.

13. 2021 年新闻出版产业分析报告

- Evidence informing the 2020 market-value input; displayed series and growth include calculations: The official report's 2021 comparison identifies a substantial rebound from 2020, constraining the pandemic-recovery bridge.
- Evidence informing the 2021 market-value input; displayed series and growth include calculations: China reported xx.xx book copies or sheets in 2021, up xx.xx%; the report also distinguishes textbook output and reprints.

14. European Book Publishing Statistics 2023

- Evidence informing the 2022 market-value input; displayed series and growth include calculations: European net publisher revenue was approximately EUR xx.xx in 2022; the association describes paper-cost pressure and price-led growth.

15. Foreign Exchange Rates - G.5A Annual, January 5, 2026

- Evidence informing base-year allocation inputs; displayed values and growth are calculated: Official annual-average exchange-rate methodology supports the frozen common-USD conversion convention; it does not measure service demand. ([federalreserve.gov](https://www.federalreserve.gov/releases/g5a/xx.xx/))
- Evidence informing forecast-year allocation inputs; displayed values and growth are calculated: Official annual-average exchange-rate methodology supports the frozen common-USD conversion convention; it does not measure service demand. ([federalreserve.gov](https://www.federalreserve.gov/releases/g5a/xx.xx/))
- Evidence informing base-year allocation inputs; displayed values and growth are calculated: The annual currency-conversion convention prevents mixing local-currency demand inputs with USD allocation weights. ([federalreserve.gov](https://www.federalreserve.gov/releases/g5a/xx.xx/))
- Evidence informing forecast-year allocation inputs; displayed values and growth are calculated: The annual currency-conversion convention prevents mixing local-currency demand inputs with USD allocation weights. ([federalreserve.gov](https://www.federalreserve.gov/releases/g5a/xx.xx/))

16. GCC Statistical Center - Education Statistics 2024 announcement, March 23, 2026

- Evidence informing base-year allocation inputs; displayed values and growth are calculated: Approximately xx.xx general-school pupils constrain the regional educational customer pool; national apportionment and monetization are assumed. ([gccstat.org](https://www.gccstat.org/news/xx.xx))
- Evidence informing forecast-year allocation inputs; displayed values and growth are calculated: Approximately xx.xx general-school pupils constrain the regional educational customer pool; national apportionment and monetization are assumed. ([gccstat.org](https://www.gccstat.org/news/xx.xx))

17. South African Book Publishing Industry Survey 2023-2024

- Evidence informing base-year allocation inputs; displayed values and growth are calculated: The transparent national publisher survey supplies a regional commercial comparator, not an observed African printing-service total. ([publishsa.co.za](https://publishsa.co.za/wp-content/uploads/2025/xx.xx/South-African-Book-Publishing-Industry-Survey-2023-2024.pdf))
- Evidence informing forecast-year allocation inputs; displayed values and growth are calculated: The transparent national publisher survey supplies a regional commercial comparator, not an observed African printing-service total. ([publishsa.co.za](https://publishsa.co.za/wp-content/uploads/2025/xx.xx/South-African-Book-Publishing-Industry-Survey-2023-2024.pdf))

18. Ministry of Education - Press conference release, December 17, 2024

- Evidence informing base-year allocation inputs; displayed values and growth are calculated: The announced increase in annual NCERT textbook printing from xx.xx to xx.xx supports an educational-demand mechanism, not realized supplier receipts or the modeled forecast share. ([education.gov.in](https://www.education.gov.in/sites/upload_files/mhrd/files/PIB%20releae%20of%20the%20Press%20Conference%20held%20today.pdf))
- Evidence informing forecast-year allocation inputs; displayed values and growth are calculated: The announced increase in annual NCERT textbook printing from xx.xx to xx.xx supports an educational-demand mechanism, not realized supplier receipts or the modeled forecast share. ([education.gov.in](https://www.education.gov.in/sites/upload_files/mhrd/files/PIB%20releae%20of%20the%20Press%20Conference%20held%20today.pdf))

19. Global Connect - Ingram Content Group
    - Evidence informing base-year allocation inputs; displayed values and growth are calculated: Agreement-dependent network access does not quantify Brazilian commissions or guarantee institutional awards. ([resources.ingramcontent.com](https://resources.ingramcontent.com/publishers/global-connect))
    - Evidence informing forecast-year allocation inputs; displayed values and growth are calculated: Agreement-dependent network access does not quantify Brazilian commissions or guarantee institutional awards. ([resources.ingramcontent.com](https://resources.ingramcontent.com/publishers/global-connect))
20. Paperback and Hardcover Distribution Rights - Kindle Direct Publishing
    - Evidence informing base-year allocation inputs; displayed values and growth are calculated: The marketplace-specific physical-book distribution restriction is not evidence of zero Mexican printing and packaging demand. ([kdp.amazon.com](https://kdp.amazon.com/en_US/help/topic/G201834280))
    - Evidence informing forecast-year allocation inputs; displayed values and growth are calculated: The marketplace-specific physical-book distribution restriction is not evidence of zero Mexican printing and packaging demand. ([kdp.amazon.com](https://kdp.amazon.com/en_US/help/topic/G201834280))
21. Shortage of NCERT textbooks - Rajya Sabha Unstarred Question No. 1941, December 17, 2025
    - Evidence informing base-year allocation inputs; displayed values and growth are calculated: The December xx.xx 2025 answer identifies a xx.xx-million-copy FY2025-xx.xx printing decision versus approximately xx.xx in recent years, a counterforce to assuming rapid long-run disappearance. Planned copies are not realized service revenue.
    - Evidence informing forecast-year allocation inputs; displayed values and growth are calculated: The December xx.xx 2025 answer identifies a xx.xx-million-copy FY2025-xx.xx printing decision versus approximately xx.xx in recent years, a counterforce to assuming rapid long-run disappearance. Planned copies are not realized service revenue.
22. Imprint Digital - Book Printing Prices UK
    - Evidence informing base-year allocation inputs; displayed values and growth are calculated: The quantity-price curve anchors the reference from which the long-run discount is assumed; no long-run price or future share is disclosed.
    - Evidence informing forecast-year allocation inputs; displayed values and growth are calculated: The quantity-price curve anchors the reference from which the long-run discount is assumed; no long-run price or future share is disclosed.

16.2. Medium Runs

Table 251. Global Book Printing & Packaging Services Market Size, by Medium Runs, by Region, 2017-2040 (USD Million)

Region	2017	2024	2025	2026	2027	2032	2040	CAGR (%)
Africa	xx.xx	xx.xx	xx.xx	xx.xx	xx.xx	xx.xx	xx.xx	xx.xx
Asia-Pacific	xx.xx	xx.xx	xx.xx	xx.xx	xx.xx	xx.xx	xx.xx	xx.xx
Europe	xx.xx	xx.xx	xx.xx	xx.xx	xx.xx	xx.xx	xx.xx	xx.xx
Latin America	xx.xx	xx.xx	xx.xx	xx.xx	xx.xx	xx.xx	xx.xx	xx.xx
Middle East	xx.xx	xx.xx	xx.xx	xx.xx	xx.xx	xx.xx	xx.xx	xx.xx
North America	xx.xx	xx.xx	xx.xx	xx.xx	xx.xx	xx.xx	xx.xx	xx.xx
Total	**xx.xx**	**xx.xx**	**xx.xx**	**xx.xx**	**xx.xx**	**xx.xx**	**xx.xx**	**xx.xx**

Table 252. Global Book Printing & Packaging Services Market Size, by Medium Runs, by Group, 2017-2040 (USD Million)

Group	2017	2024	2025	2026	2027	2032	2040	CAGR (%)
ASEAN	xx.xx	xx.xx	xx.xx	xx.xx	xx.xx	xx.xx	xx.xx	xx.xx
BRICS	xx.xx	xx.xx	xx.xx	xx.xx	xx.xx	xx.xx	xx.xx	xx.xx
European Union	xx.xx	xx.xx	xx.xx	xx.xx	xx.xx	xx.xx	xx.xx	xx.xx
G7	xx.xx	xx.xx	xx.xx	xx.xx	xx.xx	xx.xx	xx.xx	xx.xx
GCC	xx.xx	xx.xx	xx.xx	xx.xx	xx.xx	xx.xx	xx.xx	xx.xx
NATO	xx.xx	xx.xx	xx.xx	xx.xx	xx.xx	xx.xx	xx.xx	xx.xx

Table 253. Global Book Printing & Packaging Services Market Size, by Medium Runs, by Country, 2017-2040 (USD Million)

Country	2017	2024	2025	2026	2027	2032	2040	CAGR (%)
Australia	xx.xx	xx.xx	xx.xx	xx.xx	xx.xx	xx.xx	xx.xx	xx.xx
Brazil	xx.xx	xx.xx	xx.xx	xx.xx	xx.xx	xx.xx	xx.xx	xx.xx
Canada	xx.xx	xx.xx	xx.xx	xx.xx	xx.xx	xx.xx	xx.xx	xx.xx
China	xx.xx	xx.xx	xx.xx	xx.xx	xx.xx	xx.xx	xx.xx	xx.xx
France	xx.xx	xx.xx	xx.xx	xx.xx	xx.xx	xx.xx	xx.xx	xx.xx
Germany	xx.xx	xx.xx	xx.xx	xx.xx	xx.xx	xx.xx	xx.xx	xx.xx
India	xx.xx	xx.xx	xx.xx	xx.xx	xx.xx	xx.xx	xx.xx	xx.xx
Italy	xx.xx	xx.xx	xx.xx	xx.xx	xx.xx	xx.xx	xx.xx	xx.xx
Japan	xx.xx	xx.xx	xx.xx	xx.xx	xx.xx	xx.xx	xx.xx	xx.xx
Mexico	xx.xx	xx.xx	xx.xx	xx.xx	xx.xx	xx.xx	xx.xx	xx.xx
Russia	xx.xx	xx.xx	xx.xx	xx.xx	xx.xx	xx.xx	xx.xx	xx.xx
South Korea	xx.xx	xx.xx	xx.xx	xx.xx	xx.xx	xx.xx	xx.xx	xx.xx
Spain	xx.xx	xx.xx	xx.xx	xx.xx	xx.xx	xx.xx	xx.xx	xx.xx
United Kingdom	xx.xx	xx.xx	xx.xx	xx.xx	xx.xx	xx.xx	xx.xx	xx.xx
United States	xx.xx	xx.xx	xx.xx	xx.xx	xx.xx	xx.xx	xx.xx	xx.xx
Others	xx.xx	xx.xx	xx.xx	xx.xx	xx.xx	xx.xx	xx.xx	xx.xx
Total	**xx.xx**	**xx.xx**	**xx.xx**	**xx.xx**	**xx.xx**	**xx.xx**	**xx.xx**	**xx.xx**

Sources & Evidence

1. European Book Publishing Statistics 2024

   · Evidence informing the 2024 market-value input; displayed series and growth include calculations: European publishers reported approximately EUR xx.xx of net book-sales revenue in 2024. The disclosed ebook and audiobook proportions inform the modeled xx.xx% physical-book revenue proportion; publisher revenue is an input, not printing-service revenue.

   · Evidence informing the 2025 market-value input; displayed series and growth include calculations: The 2024 publisher-revenue and format observations provide the European demand input carried into the 2025 estimate.

   · Evidence informing base-year allocation inputs; displayed values and growth are calculated: EUR xx.xx of 2024 publisher revenue and weakening physical volumes constrain the European demand weight and forecast, not directly observed service shares.
   ([fep-fee.eu](https://www.fep-fee.eu/European-Book-Publishing-Statistics-2024))

   · Evidence informing forecast-year allocation inputs; displayed values and growth are calculated: EUR xx.xx of 2024 publisher revenue and weakening physical volumes constrain the European demand weight and forecast, not directly observed service shares.
   ([fep-fee.eu](https://www.fep-fee.eu/European-Book-Publishing-Statistics-2024))

2. The Global Publishing Industry in 2022

- Evidence informing the 2024 market-value input; displayed series and growth include calculations: Table xx.xx supplies country-level publishing revenues and identifies differences between retail-value, publisher-revenue, print-only and prior-year observations. Selected non-European country observations are adjusted for physical formats and period before estimating production spending.
- Evidence informing the 2025 market-value input; displayed series and growth include calculations: The selected country observations contribute to the demand pool underlying the 2025 working estimate. Nielsen retail datasets elsewhere in the publication are not used.
- Evidence informing base-year allocation inputs; displayed values and growth are calculated: Country revenue/format proxies constrain commissioning weights. ([wipo.int](https://www.wipo.int/edocs/pubdocs/en/wipo-pub-xx.xx-2023-xx.xx-en-the-global-publishing-industry-in-2022.pdf))
- Evidence informing forecast-year allocation inputs; displayed values and growth are calculated: Country revenue/format proxies constrain commissioning weights. ([wipo.int](https://www.wipo.int/edocs/pubdocs/en/wipo-pub-xx.xx-2023-xx.xx-en-the-global-publishing-industry-in-2022.pdf))
- Evidence informing base-year allocation inputs; displayed values and growth are calculated: Revenue and registration proxies constrain allocation. ([wipo.int](https://www.wipo.int/edocs/pubdocs/en/wipo-pub-xx.xx-2023-xx.xx-en-the-global-publishing-industry-in-2022.pdf))
- Evidence informing forecast-year allocation inputs; displayed values and growth are calculated: Revenue and registration proxies constrain allocation. ([wipo.int](https://www.wipo.int/edocs/pubdocs/en/wipo-pub-xx.xx-2023-xx.xx-en-the-global-publishing-industry-in-2022.pdf))
- Evidence informing base-year allocation inputs; displayed values and growth are calculated: Revenue, format and title proxies constrain allocation. ([wipo.int](https://www.wipo.int/edocs/pubdocs/en/wipo-pub-xx.xx-2023-xx.xx-en-the-global-publishing-industry-in-2022.pdf))
- Evidence informing forecast-year allocation inputs; displayed values and growth are calculated: Revenue, format and title proxies constrain allocation. ([wipo.int](https://www.wipo.int/edocs/pubdocs/en/wipo-pub-xx.xx-2023-xx.xx-en-the-global-publishing-industry-in-2022.pdf))
- Evidence informing base-year allocation inputs; displayed values and growth are calculated: Turkish revenue constrains regional commissioning scale. ([wipo.int](https://www.wipo.int/edocs/pubdocs/en/wipo-pub-xx.xx-2023-xx.xx-en-the-global-publishing-industry-in-2022.pdf))
- Evidence informing forecast-year allocation inputs; displayed values and growth are calculated: Turkish revenue constrains regional commissioning scale. ([wipo.int](https://www.wipo.int/edocs/pubdocs/en/wipo-pub-xx.xx-2023-xx.xx-en-the-global-publishing-industry-in-2022.pdf))
- Evidence informing base-year allocation inputs; displayed values and growth are calculated: Nigerian registration activity supplies a modeled-demand input. ([wipo.int](https://www.wipo.int/edocs/pubdocs/en/wipo-pub-xx.xx-2023-xx.xx-en-the-global-publishing-industry-in-2022.pdf))
- Evidence informing forecast-year allocation inputs; displayed values and growth are calculated: Nigerian registration activity supplies a modeled-demand input. ([wipo.int](https://www.wipo.int/edocs/pubdocs/en/wipo-pub-xx.xx-2023-xx.xx-en-the-global-publishing-industry-in-2022.pdf))
- Evidence informing base-year allocation inputs; displayed values and growth are calculated: Country revenue, format and registration proxies constrain allocation. ([wipo.int](https://www.wipo.int/edocs/pubdocs/en/wipo-pub-xx.xx-2023-xx.xx-en-the-global-publishing-industry-in-2022.pdf))
- Evidence informing forecast-year allocation inputs; displayed values and growth are calculated: Country revenue, format and registration proxies constrain allocation. ([wipo.int](https://www.wipo.int/edocs/pubdocs/en/wipo-pub-xx.xx-2023-xx.xx-en-the-global-publishing-industry-in-2022.pdf))

3. 2024 年新闻出版统计公报

   · Evidence informing the 2024 market-value input; displayed series and growth include calculations: For 2024, the official table reports xx.xx book copies or sheets and CNY xx.xx of book-publishing revenue. These constrain the demand bridge and historical contraction, rather than directly measuring printing-service sales.

   · Evidence informing the 2025 market-value input; displayed series and growth include calculations: The 2024 book-publishing observation supplies the Chinese demand primitive for the 2025 model.

   · Evidence informing base-year allocation inputs; displayed values and growth are calculated: 2024 book-publishing revenue of CNY xx.xx supplies the physical-demand proxy; reported output contraction qualifies growth assumptions. ([nppa.gov.cn](https://www.nppa.gov.cn/xxgk/fdzdgknr/tjxx/xx.xx/P020251218382424228218.pdf))

   · Evidence informing forecast-year allocation inputs; displayed values and growth are calculated: 2024 book-publishing revenue of CNY xx.xx supplies the physical-demand proxy; reported output contraction qualifies growth assumptions. ([nppa.gov.cn](https://www.nppa.gov.cn/xxgk/fdzdgknr/tjxx/xx.xx/P020251218382424228218.pdf))

   · Evidence informing base-year allocation inputs; displayed values and growth are calculated: The Chinese book-publishing observation is a major regional demand input, distinct from all printing and packaging industry revenue. ([nppa.gov.cn](https://www.nppa.gov.cn/xxgk/fdzdgknr/tjxx/xx.xx/P020251218382424228218.pdf))

   · Evidence informing forecast-year allocation inputs; displayed values and growth are calculated: The Chinese book-publishing observation is a major regional demand input, distinct from all printing and packaging industry revenue. ([nppa.gov.cn](https://www.nppa.gov.cn/xxgk/fdzdgknr/tjxx/xx.xx/P020251218382424228218.pdf))

   · Evidence informing base-year allocation inputs; displayed values and growth are calculated: Aggregate production provides a scale check for the medium-run assumption; annual copies per title are not individual batches.

   · Evidence informing forecast-year allocation inputs; displayed values and growth are calculated: Aggregate production provides a scale check for the medium-run assumption; annual copies per title are not individual batches.

4. Foreign Exchange Rates - G.5A Annual, January 5, 2026

   · Evidence informing the 2024 market-value input; displayed series and growth include calculations: The official 2024 annual-average conversion inputs are USD xx.xx per EUR, CNY xx.xx per USD and CAD xx.xx per USD.

   · Evidence informing the 2025 market-value input; displayed series and growth include calculations: The exchange-rate table establishes the conversion basis of the preceding-year demand inputs used in the 2025 estimate; subsequent effective-USD price assumptions are modeled separately.

5. Book publishing industry, 2024 - Statistics Canada
   - Evidence informing the 2024 market-value input; displayed series and growth include calculations: Canadian publishers reported CAD xx.xx of print sales outside the online category and CAD xx.xx of online print sales in 2024. Their sum, rather than total operating revenue, supplies the physical-book demand input.
   - Evidence informing the 2025 market-value input; displayed series and growth include calculations: Reported cost of goods sold of CAD xx.xx, up CAD xx.xx from 2022, supplies a cost-pressure cross-check, not a directly attributable printing-services total.
   - Evidence informing base-year allocation inputs; displayed values and growth are calculated: CAD xx.xx plus CAD xx.xx of print sales supplies a physical-book commissioning proxy; digital growth constrains the forecast mix. ([www150.statcan.gc.ca](https://www150.statcan.gc.ca/n1/daily-quotidien/xx.xx/dq260205b-eng.pdf))
   - Evidence informing forecast-year allocation inputs; displayed values and growth are calculated: CAD xx.xx plus CAD xx.xx of print sales supplies a physical-book commissioning proxy; digital growth constrains the forecast mix. ([www150.statcan.gc.ca](https://www150.statcan.gc.ca/n1/daily-quotidien/xx.xx/dq260205b-eng.pdf))
   - Evidence informing base-year allocation inputs; displayed values and growth are calculated: The Canadian physical-book input contributes to the North American demand index; it is publisher revenue, not service receipts. ([www150.statcan.gc.ca](https://www150.statcan.gc.ca/n1/daily-quotidien/xx.xx/dq260205b-eng.pdf))
   - Evidence informing forecast-year allocation inputs; displayed values and growth are calculated: The Canadian physical-book input contributes to the North American demand index; it is publisher revenue, not service receipts. ([www150.statcan.gc.ca](https://www150.statcan.gc.ca/n1/daily-quotidien/xx.xx/dq260205b-eng.pdf))
6. U.S. Census Bureau - Books Printing: Shipments, annual table
   - Evidence informing the 2017 market-value input; displayed series and growth include calculations: U.S. books-printing shipments were USD xx.xx in 2017; this is a national production anchor for the historical model.
   - Evidence informing the 2018 market-value input; displayed series and growth include calculations: U.S. books-printing shipments were USD xx.xx in 2018.
   - Evidence informing the 2019 market-value input; displayed series and growth include calculations: U.S. books-printing shipments were USD xx.xx in 2019.
   - Evidence informing the 2020 market-value input; displayed series and growth include calculations: U.S. books-printing shipments were USD xx.xx in 2020.
   - Evidence informing the 2021 market-value input; displayed series and growth include calculations: U.S. books-printing shipments were USD xx.xx in 2021.
   - Evidence informing the 2022 market-value input; displayed series and growth include calculations: U.S. books-printing shipments were USD xx.xx in 2022.
   - Evidence informing the 2024 market-value input; displayed series and growth include calculations: U.S. books-printing shipments were USD xx.xx in 2024. This national industrial measure is narrower than the composite global service boundary.
7. U.S. Census Bureau - Book Publishers, All Establishments: Revenue, annual table
   - Evidence informing the 2024 market-value input; displayed series and growth include calculations: The Census annual series reports USD xx.xx of U.S. book-publisher revenue for 2024. A modeled xx.xx% physical-book proportion excludes digital and other adjacent receipts.
   - Evidence informing the 2025 market-value input; displayed series and growth include calculations: The 2024 Census observation replaces an older survey-based U.S. revenue bridge in the demand pool underlying 2025.
   - Evidence informing base-year allocation inputs; displayed values and growth are calculated: The official Census revenue-series page defines the publisher-receipt measure underlying the retained U.S. input; the exact 2024 cell was not independently re-extracted. ([fred.stlouisfed.org](https://fred.stlouisfed.org/data/AIES51113RCT00US))
   - Evidence informing forecast-year allocation inputs; displayed values and growth are calculated: The official Census revenue-series page defines the publisher-receipt measure underlying the retained U.S. input; the exact 2024 cell was not independently re-extracted. ([fred.stlouisfed.org](https://fred.stlouisfed.org/data/AIES51113RCT00US))

8. Scholastic Corporation - Form 10-K for the year ended May 31, 2025
   - Evidence informing the 2024 market-value input; displayed series and growth include calculations: Scholastic's fiscal 2024 product, service, production and inventory-reserve costs were xx.xx% of revenue; postage, freight, shipping, fulfillment and other costs were xx.xx%. These broad categories constrain, but do not directly establish, eligible outsourced-service spending.
   - Evidence informing the 2025 market-value input; displayed series and growth include calculations: The corresponding fiscal 2025 proportions were xx.xx% and xx.xx%. Royalties and prepublication amortization are separately disclosed, allowing their exclusion from the service-market bridge.
9. CEWE achieves all targets in 2025 and aims to further increase revenue and earnings in 2026
   - Evidence informing the 2025 market-value input; displayed series and growth include calculations: CEWE reported xx.xx CEWE PHOTOBOOK copies in 2025 versus xx.xx in 2024, supporting a positive specialty-book volume assumption without establishing global adoption.
   - Evidence informing the 2026 market-value input; displayed series and growth include calculations: Observed 2025 photobook growth informs the specialty-demand assumption for 2026; the market value remains modeled.
   - Evidence informing the 2032 market-value input; displayed series and growth include calculations: The observed specialty-book activity is a starting condition for the forecast, not independent proof of continued growth through 2032.
   - Evidence informing the 2040 market-value input; displayed series and growth include calculations: The forecast explicitly slows specialty-demand growth after 2032; this source supplies the initial commercial observation, not the long-term growth rate.
   - Evidence informing base-year allocation inputs; displayed values and growth are calculated: Company photobook activity constrains the materiality of specialty commissions; it does not establish the modeled European specialty multiplier or continued growth through 2032. ([ir.cewe.de](https://ir.cewe.de/en/news/cewe-achieves-all-targets-in-2025-and-aims-to-further-increase-revenue-and-earnings-in/70292c17-c943-xx.xx-bd11-4323b6ce54d8))
   - Evidence informing forecast-year allocation inputs; displayed values and growth are calculated: Company photobook activity constrains the materiality of specialty commissions; it does not establish the modeled European specialty multiplier or continued growth through 2032. ([ir.cewe.de](https://ir.cewe.de/en/news/cewe-achieves-all-targets-in-2025-and-aims-to-further-increase-revenue-and-earnings-in/70292c17-c943-xx.xx-bd11-4323b6ce54d8))
10. Paperback Printing Cost - Kindle Direct Publishing
    - Evidence informing the 2025 market-value input; displayed series and growth include calculations: The inspected U.S. paperback schedule charges USD xx.xx plus USD xx.xx per page for the specified regular-trim black-ink category. It provides a contemporary commercial price comparison for the assumed USD xx.xx self-publishing production receipt, not an observed historical price or volume.
    - Evidence informing the 2026 market-value input; displayed series and growth include calculations: The schedule distinguishes printing charges from royalties and retail list prices, supporting the production-receipt boundary used in the estimate.
11. European Book Publishing Statistics 2017
    - Evidence informing the 2017 market-value input; displayed series and growth include calculations: The association's primary survey reports approximately EUR xx.xx of European net publisher revenue for 2017, constraining the pre-pandemic demand level.
12. European Book Publishing Statistics 2019
    - Evidence informing the 2018 market-value input; displayed series and growth include calculations: The association reports approximately EUR xx.xx of publisher revenue for 2018.
    - Evidence informing the 2019 market-value input; displayed series and growth include calculations: The association reports approximately EUR xx.xx for 2019 and identifies a questionnaire change that limits exact comparability with earlier observations.

13. 2021 年新闻出版产业分析报告

- Evidence informing the 2020 market-value input; displayed series and growth include calculations: The official report's 2021 comparison identifies a substantial rebound from 2020, constraining the pandemic-recovery bridge.
- Evidence informing the 2021 market-value input; displayed series and growth include calculations: China reported xx.xx book copies or sheets in 2021, up xx.xx%; the report also distinguishes textbook output and reprints.

14. European Book Publishing Statistics 2023

- Evidence informing the 2022 market-value input; displayed series and growth include calculations: European net publisher revenue was approximately EUR xx.xx in 2022; the association describes paper-cost pressure and price-led growth.

15. Foreign Exchange Rates - G.5A Annual, January 5, 2026

- Evidence informing base-year allocation inputs; displayed values and growth are calculated: Official annual-average exchange-rate methodology supports the frozen common-USD conversion convention; it does not measure service demand. ([federalreserve.gov](https://www.federalreserve.gov/releases/g5a/xx.xx/))
- Evidence informing forecast-year allocation inputs; displayed values and growth are calculated: Official annual-average exchange-rate methodology supports the frozen common-USD conversion convention; it does not measure service demand. ([federalreserve.gov](https://www.federalreserve.gov/releases/g5a/xx.xx/))
- Evidence informing base-year allocation inputs; displayed values and growth are calculated: The annual currency-conversion convention prevents mixing local-currency demand inputs with USD allocation weights. ([federalreserve.gov](https://www.federalreserve.gov/releases/g5a/xx.xx/))
- Evidence informing forecast-year allocation inputs; displayed values and growth are calculated: The annual currency-conversion convention prevents mixing local-currency demand inputs with USD allocation weights. ([federalreserve.gov](https://www.federalreserve.gov/releases/g5a/xx.xx/))

16. GCC Statistical Center - Education Statistics 2024 announcement, March 23, 2026

- Evidence informing base-year allocation inputs; displayed values and growth are calculated: Approximately xx.xx general-school pupils constrain the regional educational customer pool; national apportionment and monetization are assumed. ([gccstat.org](https://www.gccstat.org/news/xx.xx))
- Evidence informing forecast-year allocation inputs; displayed values and growth are calculated: Approximately xx.xx general-school pupils constrain the regional educational customer pool; national apportionment and monetization are assumed. ([gccstat.org](https://www.gccstat.org/news/xx.xx))

17. South African Book Publishing Industry Survey 2023-2024

- Evidence informing base-year allocation inputs; displayed values and growth are calculated: The transparent national publisher survey supplies a regional commercial comparator, not an observed African printing-service total. ([publishsa.co.za](https://publishsa.co.za/wp-content/uploads/2025/xx.xx/South-African-Book-Publishing-Industry-Survey-2023-2024.pdf))
- Evidence informing forecast-year allocation inputs; displayed values and growth are calculated: The transparent national publisher survey supplies a regional commercial comparator, not an observed African printing-service total. ([publishsa.co.za](https://publishsa.co.za/wp-content/uploads/2025/xx.xx/South-African-Book-Publishing-Industry-Survey-2023-2024.pdf))

18. Ministry of Education - Press conference release, December 17, 2024

- Evidence informing base-year allocation inputs; displayed values and growth are calculated: The announced increase in annual NCERT textbook printing from xx.xx to xx.xx supports an educational-demand mechanism, not realized supplier receipts or the modeled forecast share. ([education.gov.in](https://www.education.gov.in/sites/upload_files/mhrd/files/PIB%20releae%20of%20the%20Press%20Conference%20held%20today.pdf))
- Evidence informing forecast-year allocation inputs; displayed values and growth are calculated: The announced increase in annual NCERT textbook printing from xx.xx to xx.xx supports an educational-demand mechanism, not realized supplier receipts or the modeled forecast share. ([education.gov.in](https://www.education.gov.in/sites/upload_files/mhrd/files/PIB%20releae%20of%20the%20Press%20Conference%20held%20today.pdf))

19. Global Connect - Ingram Content Group
    - Evidence informing base-year allocation inputs; displayed values and growth are calculated: Agreement-dependent network access does not quantify Brazilian commissions or guarantee institutional awards. ([resources.ingramcontent.com](https://resources.ingramcontent.com/publishers/global-connect))
    - Evidence informing forecast-year allocation inputs; displayed values and growth are calculated: Agreement-dependent network access does not quantify Brazilian commissions or guarantee institutional awards. ([resources.ingramcontent.com](https://resources.ingramcontent.com/publishers/global-connect))
20. Paperback and Hardcover Distribution Rights - Kindle Direct Publishing
    - Evidence informing base-year allocation inputs; displayed values and growth are calculated: The marketplace-specific physical-book distribution restriction is not evidence of zero Mexican printing and packaging demand. ([kdp.amazon.com](https://kdp.amazon.com/en_US/help/topic/G201834280))
    - Evidence informing forecast-year allocation inputs; displayed values and growth are calculated: The marketplace-specific physical-book distribution restriction is not evidence of zero Mexican printing and packaging demand. ([kdp.amazon.com](https://kdp.amazon.com/en_US/help/topic/G201834280))
21. How Do Lulu Direct Orders Work?
    - Evidence informing base-year allocation inputs; displayed values and growth are calculated: Orders can extend into thousands within the same offering; the production trigger therefore does not uniquely identify the working run band.
    - Evidence informing forecast-year allocation inputs; displayed values and growth are calculated: Orders can extend into thousands within the same offering; the production trigger therefore does not uniquely identify the working run band.
22. Shortage of NCERT textbooks - Rajya Sabha Unstarred Question No. 1941, December 17, 2025
    - Evidence informing base-year allocation inputs; displayed values and growth are calculated: Phased textbook supply supports treating annual institutional quantities separately from production batches; it does not disclose the medium-run allocation.
    - Evidence informing forecast-year allocation inputs; displayed values and growth are calculated: Phased textbook supply supports treating annual institutional quantities separately from production batches; it does not disclose the medium-run allocation.
23. Imprint Digital - Book Printing Prices UK
    - Evidence informing base-year allocation inputs; displayed values and growth are calculated: GBP xx.xx at xx.xx copies supplies the medium-run reference index; format and delivery differences require separate treatment.
    - Evidence informing forecast-year allocation inputs; displayed values and growth are calculated: GBP xx.xx at xx.xx copies supplies the medium-run reference index; format and delivery differences require separate treatment.

16.3. Short Runs

Table 254. Global Book Printing & Packaging Services Market Size, by Short Runs, by Region, 2017-2040 (USD Million)

Region	2017	2024	2025	2026	2027	2032	2040	CAGR (%)
Africa	xx.xx	xx.xx	xx.xx	xx.xx	xx.xx	xx.xx	xx.xx	xx.xx
Asia-Pacific	xx.xx	xx.xx	xx.xx	xx.xx	xx.xx	xx.xx	xx.xx	xx.xx
Europe	xx.xx	xx.xx	xx.xx	xx.xx	xx.xx	xx.xx	xx.xx	xx.xx
Latin America	xx.xx	xx.xx	xx.xx	xx.xx	xx.xx	xx.xx	xx.xx	xx.xx
Middle East	xx.xx	xx.xx	xx.xx	xx.xx	xx.xx	xx.xx	xx.xx	xx.xx
North America	xx.xx	xx.xx	xx.xx	xx.xx	xx.xx	xx.xx	xx.xx	xx.xx
Total	**xx.xx**	**xx.xx**	**xx.xx**	**xx.xx**	**xx.xx**	**xx.xx**	**xx.xx**	**xx.xx**

Table 255. Global Book Printing & Packaging Services Market Size, by Short Runs, by Group, 2017-2040 (USD Million)

Group	2017	2024	2025	2026	2027	2032	2040	CAGR (%)
ASEAN	xx.xx	xx.xx	xx.xx	xx.xx	xx.xx	xx.xx	xx.xx	xx.xx
BRICS	xx.xx	xx.xx	xx.xx	xx.xx	xx.xx	xx.xx	xx.xx	xx.xx
European Union	xx.xx	xx.xx	xx.xx	xx.xx	xx.xx	xx.xx	xx.xx	xx.xx
G7	xx.xx	xx.xx	xx.xx	xx.xx	xx.xx	xx.xx	xx.xx	xx.xx
GCC	xx.xx	xx.xx	xx.xx	xx.xx	xx.xx	xx.xx	xx.xx	xx.xx
NATO	xx.xx	xx.xx	xx.xx	xx.xx	xx.xx	xx.xx	xx.xx	xx.xx

Table 256. Global Book Printing & Packaging Services Market Size, by Short Runs, by Country, 2017-2040 (USD Million)

Country	2017	2024	2025	2026	2027	2032	2040	CAGR (%)
Australia	xx.xx	xx.xx	xx.xx	xx.xx	xx.xx	xx.xx	xx.xx	xx.xx
Brazil	xx.xx	xx.xx	xx.xx	xx.xx	xx.xx	xx.xx	xx.xx	xx.xx
Canada	xx.xx	xx.xx	xx.xx	xx.xx	xx.xx	xx.xx	xx.xx	xx.xx
China	xx.xx	xx.xx	xx.xx	xx.xx	xx.xx	xx.xx	xx.xx	xx.xx
France	xx.xx	xx.xx	xx.xx	xx.xx	xx.xx	xx.xx	xx.xx	xx.xx
Germany	xx.xx	xx.xx	xx.xx	xx.xx	xx.xx	xx.xx	xx.xx	xx.xx
India	xx.xx	xx.xx	xx.xx	xx.xx	xx.xx	xx.xx	xx.xx	xx.xx
Italy	xx.xx	xx.xx	xx.xx	xx.xx	xx.xx	xx.xx	xx.xx	xx.xx
Japan	xx.xx	xx.xx	xx.xx	xx.xx	xx.xx	xx.xx	xx.xx	xx.xx
Mexico	xx.xx	xx.xx	xx.xx	xx.xx	xx.xx	xx.xx	xx.xx	xx.xx
Russia	xx.xx	xx.xx	xx.xx	xx.xx	xx.xx	xx.xx	xx.xx	xx.xx
South Korea	xx.xx	xx.xx	xx.xx	xx.xx	xx.xx	xx.xx	xx.xx	xx.xx
Spain	xx.xx	xx.xx	xx.xx	xx.xx	xx.xx	xx.xx	xx.xx	xx.xx
United Kingdom	xx.xx	xx.xx	xx.xx	xx.xx	xx.xx	xx.xx	xx.xx	xx.xx
United States	xx.xx	xx.xx	xx.xx	xx.xx	xx.xx	xx.xx	xx.xx	xx.xx
Others	xx.xx	xx.xx	xx.xx	xx.xx	xx.xx	xx.xx	xx.xx	xx.xx
Total	**xx.xx**	**xx.xx**	**xx.xx**	**xx.xx**	**xx.xx**	**xx.xx**	**xx.xx**	**xx.xx**

Sources & Evidence

1. European Book Publishing Statistics 2024

   · Evidence informing the 2024 market-value input; displayed series and growth include calculations: European publishers reported approximately EUR xx.xx of net book-sales revenue in 2024. The disclosed ebook and audiobook proportions inform the modeled xx.xx% physical-book revenue proportion; publisher revenue is an input, not printing-service revenue.

   · Evidence informing the 2025 market-value input; displayed series and growth include calculations: The 2024 publisher-revenue and format observations provide the European demand input carried into the 2025 estimate.

   · Evidence informing base-year allocation inputs; displayed values and growth are calculated: EUR xx.xx of 2024 publisher revenue and weakening physical volumes constrain the European demand weight and forecast, not directly observed service shares.
   ([fep-fee.eu](https://www.fep-fee.eu/European-Book-Publishing-Statistics-2024))

   · Evidence informing forecast-year allocation inputs; displayed values and growth are calculated: EUR xx.xx of 2024 publisher revenue and weakening physical volumes constrain the European demand weight and forecast, not directly observed service shares.
   ([fep-fee.eu](https://www.fep-fee.eu/European-Book-Publishing-Statistics-2024))

2. The Global Publishing Industry in 2022

- Evidence informing the 2024 market-value input; displayed series and growth include calculations: Table xx.xx supplies country-level publishing revenues and identifies differences between retail-value, publisher-revenue, print-only and prior-year observations. Selected non-European country observations are adjusted for physical formats and period before estimating production spending.
- Evidence informing the 2025 market-value input; displayed series and growth include calculations: The selected country observations contribute to the demand pool underlying the 2025 working estimate. Nielsen retail datasets elsewhere in the publication are not used.
- Evidence informing base-year allocation inputs; displayed values and growth are calculated: Country revenue/format proxies constrain commissioning weights. ([wipo.int](https://www.wipo.int/edocs/pubdocs/en/wipo-pub-xx.xx-2023-xx.xx-en-the-global-publishing-industry-in-2022.pdf))
- Evidence informing forecast-year allocation inputs; displayed values and growth are calculated: Country revenue/format proxies constrain commissioning weights. ([wipo.int](https://www.wipo.int/edocs/pubdocs/en/wipo-pub-xx.xx-2023-xx.xx-en-the-global-publishing-industry-in-2022.pdf))
- Evidence informing base-year allocation inputs; displayed values and growth are calculated: Revenue and registration proxies constrain allocation. ([wipo.int](https://www.wipo.int/edocs/pubdocs/en/wipo-pub-xx.xx-2023-xx.xx-en-the-global-publishing-industry-in-2022.pdf))
- Evidence informing forecast-year allocation inputs; displayed values and growth are calculated: Revenue and registration proxies constrain allocation. ([wipo.int](https://www.wipo.int/edocs/pubdocs/en/wipo-pub-xx.xx-2023-xx.xx-en-the-global-publishing-industry-in-2022.pdf))
- Evidence informing base-year allocation inputs; displayed values and growth are calculated: Revenue, format and title proxies constrain allocation. ([wipo.int](https://www.wipo.int/edocs/pubdocs/en/wipo-pub-xx.xx-2023-xx.xx-en-the-global-publishing-industry-in-2022.pdf))
- Evidence informing forecast-year allocation inputs; displayed values and growth are calculated: Revenue, format and title proxies constrain allocation. ([wipo.int](https://www.wipo.int/edocs/pubdocs/en/wipo-pub-xx.xx-2023-xx.xx-en-the-global-publishing-industry-in-2022.pdf))
- Evidence informing base-year allocation inputs; displayed values and growth are calculated: Turkish revenue constrains regional commissioning scale. ([wipo.int](https://www.wipo.int/edocs/pubdocs/en/wipo-pub-xx.xx-2023-xx.xx-en-the-global-publishing-industry-in-2022.pdf))
- Evidence informing forecast-year allocation inputs; displayed values and growth are calculated: Turkish revenue constrains regional commissioning scale. ([wipo.int](https://www.wipo.int/edocs/pubdocs/en/wipo-pub-xx.xx-2023-xx.xx-en-the-global-publishing-industry-in-2022.pdf))
- Evidence informing base-year allocation inputs; displayed values and growth are calculated: Nigerian registration activity supplies a modeled-demand input. ([wipo.int](https://www.wipo.int/edocs/pubdocs/en/wipo-pub-xx.xx-2023-xx.xx-en-the-global-publishing-industry-in-2022.pdf))
- Evidence informing forecast-year allocation inputs; displayed values and growth are calculated: Nigerian registration activity supplies a modeled-demand input. ([wipo.int](https://www.wipo.int/edocs/pubdocs/en/wipo-pub-xx.xx-2023-xx.xx-en-the-global-publishing-industry-in-2022.pdf))
- Evidence informing base-year allocation inputs; displayed values and growth are calculated: Country revenue, format and registration proxies constrain allocation. ([wipo.int](https://www.wipo.int/edocs/pubdocs/en/wipo-pub-xx.xx-2023-xx.xx-en-the-global-publishing-industry-in-2022.pdf))
- Evidence informing forecast-year allocation inputs; displayed values and growth are calculated: Country revenue, format and registration proxies constrain allocation. ([wipo.int](https://www.wipo.int/edocs/pubdocs/en/wipo-pub-xx.xx-2023-xx.xx-en-the-global-publishing-industry-in-2022.pdf))

3. 2024 年新闻出版统计公报

- Evidence informing the 2024 market-value input; displayed series and growth include calculations: For 2024, the official table reports xx.xx book copies or sheets and CNY xx.xx of book-publishing revenue. These constrain the demand bridge and historical contraction, rather than directly measuring printing-service sales.
- Evidence informing the 2025 market-value input; displayed series and growth include calculations: The 2024 book-publishing observation supplies the Chinese demand primitive for the 2025 model.
- Evidence informing base-year allocation inputs; displayed values and growth are calculated: 2024 book-publishing revenue of CNY xx.xx supplies the physical-demand proxy; reported output contraction qualifies growth assumptions. ([nppa.gov.cn](https://www.nppa.gov.cn/xxgk/fdzdgknr/tjxx/xx.xx/P020251218382424228218.pdf))
- Evidence informing forecast-year allocation inputs; displayed values and growth are calculated: 2024 book-publishing revenue of CNY xx.xx supplies the physical-demand proxy; reported output contraction qualifies growth assumptions. ([nppa.gov.cn](https://www.nppa.gov.cn/xxgk/fdzdgknr/tjxx/xx.xx/P020251218382424228218.pdf))
- Evidence informing base-year allocation inputs; displayed values and growth are calculated: The Chinese book-publishing observation is a major regional demand input, distinct from all printing and packaging industry revenue. ([nppa.gov.cn](https://www.nppa.gov.cn/xxgk/fdzdgknr/tjxx/xx.xx/P020251218382424228218.pdf))
- Evidence informing forecast-year allocation inputs; displayed values and growth are calculated: The Chinese book-publishing observation is a major regional demand input, distinct from all printing and packaging industry revenue. ([nppa.gov.cn](https://www.nppa.gov.cn/xxgk/fdzdgknr/tjxx/xx.xx/P020251218382424228218.pdf))
- Evidence informing base-year allocation inputs; displayed values and growth are calculated: Aggregate copies and annual title output constrain the shared activity model, not an observed short-run share.
- Evidence informing forecast-year allocation inputs; displayed values and growth are calculated: Aggregate copies and annual title output constrain the shared activity model, not an observed short-run share.

4. Foreign Exchange Rates - G.5A Annual, January 5, 2026

- Evidence informing the 2024 market-value input; displayed series and growth include calculations: The official 2024 annual-average conversion inputs are USD xx.xx per EUR, CNY xx.xx per USD and CAD xx.xx per USD.
- Evidence informing the 2025 market-value input; displayed series and growth include calculations: The exchange-rate table establishes the conversion basis of the preceding-year demand inputs used in the 2025 estimate; subsequent effective-USD price assumptions are modeled separately.

5. Book publishing industry, 2024 - Statistics Canada

- Evidence informing the 2024 market-value input; displayed series and growth include calculations: Canadian publishers reported CAD xx.xx of print sales outside the online category and CAD xx.xx of online print sales in 2024. Their sum, rather than total operating revenue, supplies the physical-book demand input.
- Evidence informing the 2025 market-value input; displayed series and growth include calculations: Reported cost of goods sold of CAD xx.xx, up CAD xx.xx from 2022, supplies a cost-pressure cross-check, not a directly attributable printing-services total.
- Evidence informing base-year allocation inputs; displayed values and growth are calculated: CAD xx.xx plus CAD xx.xx of print sales supplies a physical-book commissioning proxy; digital growth constrains the forecast mix. ([www150.statcan.gc.ca](https://www150.statcan.gc.ca/n1/daily-quotidien/xx.xx/dq260205b-eng.pdf))
- Evidence informing forecast-year allocation inputs; displayed values and growth are calculated: CAD xx.xx plus CAD xx.xx of print sales supplies a physical-book commissioning proxy; digital growth constrains the forecast mix. ([www150.statcan.gc.ca](https://www150.statcan.gc.ca/n1/daily-quotidien/xx.xx/dq260205b-eng.pdf))
- Evidence informing base-year allocation inputs; displayed values and growth are calculated: The Canadian physical-book input contributes to the North American demand index; it is publisher revenue, not service receipts. ([www150.statcan.gc.ca](https://www150.statcan.gc.ca/n1/daily-quotidien/xx.xx/dq260205b-eng.pdf))
- Evidence informing forecast-year allocation inputs; displayed values and growth are calculated: The Canadian physical-book input contributes to the North American demand index; it is publisher revenue, not service receipts. ([www150.statcan.gc.ca](https://www150.statcan.gc.ca/n1/daily-quotidien/xx.xx/dq260205b-eng.pdf))

6. U.S. Census Bureau - Books Printing: Shipments, annual table
   - Evidence informing the 2017 market-value input; displayed series and growth include calculations: U.S. books-printing shipments were USD xx.xx in 2017; this is a national production anchor for the historical model.
   - Evidence informing the 2018 market-value input; displayed series and growth include calculations: U.S. books-printing shipments were USD xx.xx in 2018.
   - Evidence informing the 2019 market-value input; displayed series and growth include calculations: U.S. books-printing shipments were USD xx.xx in 2019.
   - Evidence informing the 2020 market-value input; displayed series and growth include calculations: U.S. books-printing shipments were USD xx.xx in 2020.
   - Evidence informing the 2021 market-value input; displayed series and growth include calculations: U.S. books-printing shipments were USD xx.xx in 2021.
   - Evidence informing the 2022 market-value input; displayed series and growth include calculations: U.S. books-printing shipments were USD xx.xx in 2022.
   - Evidence informing the 2024 market-value input; displayed series and growth include calculations: U.S. books-printing shipments were USD xx.xx in 2024. This national industrial measure is narrower than the composite global service boundary.
7. U.S. Census Bureau - Book Publishers, All Establishments: Revenue, annual table
   - Evidence informing the 2024 market-value input; displayed series and growth include calculations: The Census annual series reports USD xx.xx of U.S. book-publisher revenue for 2024. A modeled xx.xx% physical-book proportion excludes digital and other adjacent receipts.
   - Evidence informing the 2025 market-value input; displayed series and growth include calculations: The 2024 Census observation replaces an older survey-based U.S. revenue bridge in the demand pool underlying 2025.
   - Evidence informing base-year allocation inputs; displayed values and growth are calculated: The official Census revenue-series page defines the publisher-receipt measure underlying the retained U.S. input; the exact 2024 cell was not independently re-extracted. ([fred.stlouisfed.org](https://fred.stlouisfed.org/data/AIES51113RCT00US))
   - Evidence informing forecast-year allocation inputs; displayed values and growth are calculated: The official Census revenue-series page defines the publisher-receipt measure underlying the retained U.S. input; the exact 2024 cell was not independently re-extracted. ([fred.stlouisfed.org](https://fred.stlouisfed.org/data/AIES51113RCT00US))
8. Scholastic Corporation - Form 10-K for the year ended May 31, 2025
   - Evidence informing the 2024 market-value input; displayed series and growth include calculations: Scholastic's fiscal 2024 product, service, production and inventory-reserve costs were xx.xx% of revenue; postage, freight, shipping, fulfillment and other costs were xx.xx%. These broad categories constrain, but do not directly establish, eligible outsourced-service spending.
   - Evidence informing the 2025 market-value input; displayed series and growth include calculations: The corresponding fiscal 2025 proportions were xx.xx% and xx.xx%. Royalties and prepublication amortization are separately disclosed, allowing their exclusion from the service-market bridge.

9. CEWE achieves all targets in 2025 and aims to further increase revenue and earnings in 2026
   - Evidence informing the 2025 market-value input; displayed series and growth include calculations: CEWE reported xx.xx CEWE PHOTOBOOK copies in 2025 versus xx.xx in 2024, supporting a positive specialty-book volume assumption without establishing global adoption.
   - Evidence informing the 2026 market-value input; displayed series and growth include calculations: Observed 2025 photobook growth informs the specialty-demand assumption for 2026; the market value remains modeled.
   - Evidence informing the 2032 market-value input; displayed series and growth include calculations: The observed specialty-book activity is a starting condition for the forecast, not independent proof of continued growth through 2032.
   - Evidence informing the 2040 market-value input; displayed series and growth include calculations: The forecast explicitly slows specialty-demand growth after 2032; this source supplies the initial commercial observation, not the long-term growth rate.
   - Evidence informing base-year allocation inputs; displayed values and growth are calculated: Company photobook activity constrains the materiality of specialty commissions; it does not establish the modeled European specialty multiplier or continued growth through 2032. ([ir.cewe.de](https://ir.cewe.de/en/news/cewe-achieves-all-targets-in-2025-and-aims-to-further-increase-revenue-and-earnings-in/70292c17-c943-xx.xx-bd11-4323b6ce54d8))
   - Evidence informing forecast-year allocation inputs; displayed values and growth are calculated: Company photobook activity constrains the materiality of specialty commissions; it does not establish the modeled European specialty multiplier or continued growth through 2032. ([ir.cewe.de](https://ir.cewe.de/en/news/cewe-achieves-all-targets-in-2025-and-aims-to-further-increase-revenue-and-earnings-in/70292c17-c943-xx.xx-bd11-4323b6ce54d8))
   - Evidence informing base-year allocation inputs; displayed values and growth are calculated: Observed photobook activity supports the specialty cohort's existence, not the assumed repeat-copy short-run fraction. The 2026 unit target cautions against automatic growth extrapolation.
   - Evidence informing forecast-year allocation inputs; displayed values and growth are calculated: Observed photobook activity supports the specialty cohort's existence, not the assumed repeat-copy short-run fraction. The 2026 unit target cautions against automatic growth extrapolation.
10. Paperback Printing Cost - Kindle Direct Publishing
   - Evidence informing the 2025 market-value input; displayed series and growth include calculations: The inspected U.S. paperback schedule charges USD xx.xx plus USD xx.xx per page for the specified regular-trim black-ink category. It provides a contemporary commercial price comparison for the assumed USD xx.xx self-publishing production receipt, not an observed historical price or volume.
   - Evidence informing the 2026 market-value input; displayed series and growth include calculations: The schedule distinguishes printing charges from royalties and retail list prices, supporting the production-receipt boundary used in the estimate.
11. European Book Publishing Statistics 2017
   - Evidence informing the 2017 market-value input; displayed series and growth include calculations: The association's primary survey reports approximately EUR xx.xx of European net publisher revenue for 2017, constraining the pre-pandemic demand level.
12. European Book Publishing Statistics 2019
   - Evidence informing the 2018 market-value input; displayed series and growth include calculations: The association reports approximately EUR xx.xx of publisher revenue for 2018.
   - Evidence informing the 2019 market-value input; displayed series and growth include calculations: The association reports approximately EUR xx.xx for 2019 and identifies a questionnaire change that limits exact comparability with earlier observations.

13. 2021 年新闻出版产业分析报告

- Evidence informing the 2020 market-value input; displayed series and growth include calculations: The official report's 2021 comparison identifies a substantial rebound from 2020, constraining the pandemic-recovery bridge.
- Evidence informing the 2021 market-value input; displayed series and growth include calculations: China reported xx.xx book copies or sheets in 2021, up xx.xx%; the report also distinguishes textbook output and reprints.

14. European Book Publishing Statistics 2023

- Evidence informing the 2022 market-value input; displayed series and growth include calculations: European net publisher revenue was approximately EUR xx.xx in 2022; the association describes paper-cost pressure and price-led growth.

15. Foreign Exchange Rates - G.5A Annual, January 5, 2026

- Evidence informing base-year allocation inputs; displayed values and growth are calculated: Official annual-average exchange-rate methodology supports the frozen common-USD conversion convention; it does not measure service demand. ([federalreserve.gov](https://www.federalreserve.gov/releases/g5a/xx.xx/))
- Evidence informing forecast-year allocation inputs; displayed values and growth are calculated: Official annual-average exchange-rate methodology supports the frozen common-USD conversion convention; it does not measure service demand. ([federalreserve.gov](https://www.federalreserve.gov/releases/g5a/xx.xx/))
- Evidence informing base-year allocation inputs; displayed values and growth are calculated: The annual currency-conversion convention prevents mixing local-currency demand inputs with USD allocation weights. ([federalreserve.gov](https://www.federalreserve.gov/releases/g5a/xx.xx/))
- Evidence informing forecast-year allocation inputs; displayed values and growth are calculated: The annual currency-conversion convention prevents mixing local-currency demand inputs with USD allocation weights. ([federalreserve.gov](https://www.federalreserve.gov/releases/g5a/xx.xx/))

16. GCC Statistical Center - Education Statistics 2024 announcement, March 23, 2026

- Evidence informing base-year allocation inputs; displayed values and growth are calculated: Approximately xx.xx general-school pupils constrain the regional educational customer pool; national apportionment and monetization are assumed. ([gccstat.org](https://www.gccstat.org/news/xx.xx))
- Evidence informing forecast-year allocation inputs; displayed values and growth are calculated: Approximately xx.xx general-school pupils constrain the regional educational customer pool; national apportionment and monetization are assumed. ([gccstat.org](https://www.gccstat.org/news/xx.xx))

17. South African Book Publishing Industry Survey 2023-2024

- Evidence informing base-year allocation inputs; displayed values and growth are calculated: The transparent national publisher survey supplies a regional commercial comparator, not an observed African printing-service total. ([publishsa.co.za](https://publishsa.co.za/wp-content/uploads/2025/xx.xx/South-African-Book-Publishing-Industry-Survey-2023-2024.pdf))
- Evidence informing forecast-year allocation inputs; displayed values and growth are calculated: The transparent national publisher survey supplies a regional commercial comparator, not an observed African printing-service total. ([publishsa.co.za](https://publishsa.co.za/wp-content/uploads/2025/xx.xx/South-African-Book-Publishing-Industry-Survey-2023-2024.pdf))

18. Ministry of Education - Press conference release, December 17, 2024

- Evidence informing base-year allocation inputs; displayed values and growth are calculated: The announced increase in annual NCERT textbook printing from xx.xx to xx.xx supports an educational-demand mechanism, not realized supplier receipts or the modeled forecast share. ([education.gov.in](https://www.education.gov.in/sites/upload_files/mhrd/files/PIB%20releae%20of%20the%20Press%20Conference%20held%20today.pdf))
- Evidence informing forecast-year allocation inputs; displayed values and growth are calculated: The announced increase in annual NCERT textbook printing from xx.xx to xx.xx supports an educational-demand mechanism, not realized supplier receipts or the modeled forecast share. ([education.gov.in](https://www.education.gov.in/sites/upload_files/mhrd/files/PIB%20releae%20of%20the%20Press%20Conference%20held%20today.pdf))

19. Global Connect - Ingram Content Group
    - Evidence informing base-year allocation inputs; displayed values and growth are calculated: Agreement-dependent network access does not quantify Brazilian commissions or guarantee institutional awards. ([resources.ingramcontent.com](https://resources.ingramcontent.com/publishers/global-connect))
    - Evidence informing forecast-year allocation inputs; displayed values and growth are calculated: Agreement-dependent network access does not quantify Brazilian commissions or guarantee institutional awards. ([resources.ingramcontent.com](https://resources.ingramcontent.com/publishers/global-connect))
20. Paperback and Hardcover Distribution Rights - Kindle Direct Publishing
    - Evidence informing base-year allocation inputs; displayed values and growth are calculated: The marketplace-specific physical-book distribution restriction is not evidence of zero Mexican printing and packaging demand. ([kdp.amazon.com](https://kdp.amazon.com/en_US/help/topic/G201834280))
    - Evidence informing forecast-year allocation inputs; displayed values and growth are calculated: The marketplace-specific physical-book distribution restriction is not evidence of zero Mexican printing and packaging demand. ([kdp.amazon.com](https://kdp.amazon.com/en_US/help/topic/G201834280))
21. How Do Lulu Direct Orders Work?
    - Evidence informing base-year allocation inputs; displayed values and growth are calculated: One POD offering accepts hundreds of copies, independently challenging a POD-equals-single-copy allocation.
    - Evidence informing forecast-year allocation inputs; displayed values and growth are calculated: One POD offering accepts hundreds of copies, independently challenging a POD-equals-single-copy allocation.
22. Supply Chain - Clays
    - Evidence informing base-year allocation inputs; displayed values and growth are calculated: Clays explicitly distinguishes short-run work from POD, supporting category separation rather than a technological proxy for value share.
    - Evidence informing forecast-year allocation inputs; displayed values and growth are calculated: Clays explicitly distinguishes short-run work from POD, supporting category separation rather than a technological proxy for value share.
23. Imprint Digital - Book Printing Prices UK
    - Evidence informing base-year allocation inputs; displayed values and growth are calculated: The inspected schedule quotes GBP xx.xx at xx.xx copies for one paperback specification, supporting a relative-price input, not a historical global realization.
    - Evidence informing forecast-year allocation inputs; displayed values and growth are calculated: The inspected schedule quotes GBP xx.xx at xx.xx copies for one paperback specification, supporting a relative-price input, not a historical global realization.

16.4. Single-Copy Runs

Table 257. Global Book Printing & Packaging Services Market Size, by Single-Copy Runs, by Region, 2017-2040 (USD Million)

Region	2017	2024	2025	2026	2027	2032	2040	CAGR (%)
Africa	xx.xx	xx.xx	xx.xx	xx.xx	xx.xx	xx.xx	xx.xx	xx.xx
Asia-Pacific	xx.xx	xx.xx	xx.xx	xx.xx	xx.xx	xx.xx	xx.xx	xx.xx
Europe	xx.xx	xx.xx	xx.xx	xx.xx	xx.xx	xx.xx	xx.xx	xx.xx
Latin America	xx.xx	xx.xx	xx.xx	xx.xx	xx.xx	xx.xx	xx.xx	xx.xx
Middle East	xx.xx	xx.xx	xx.xx	xx.xx	xx.xx	xx.xx	xx.xx	xx.xx
North America	xx.xx	xx.xx	xx.xx	xx.xx	xx.xx	xx.xx	xx.xx	xx.xx
Total	**xx.xx**	**xx.xx**	**xx.xx**	**xx.xx**	**xx.xx**	**xx.xx**	**xx.xx**	**xx.xx**

Table 258. Global Book Printing & Packaging Services Market Size, by Single-Copy Runs, by Group, 2017-2040 (USD Million)

Group	2017	2024	2025	2026	2027	2032	2040	CAGR (%)
ASEAN	xx.xx	xx.xx	xx.xx	xx.xx	xx.xx	xx.xx	xx.xx	xx.xx
BRICS	xx.xx	xx.xx	xx.xx	xx.xx	xx.xx	xx.xx	xx.xx	xx.xx
European Union	xx.xx	xx.xx	xx.xx	xx.xx	xx.xx	xx.xx	xx.xx	xx.xx
G7	xx.xx	xx.xx	xx.xx	xx.xx	xx.xx	xx.xx	xx.xx	xx.xx
GCC	xx.xx	xx.xx	xx.xx	xx.xx	xx.xx	xx.xx	xx.xx	xx.xx
NATO	xx.xx	xx.xx	xx.xx	xx.xx	xx.xx	xx.xx	xx.xx	xx.xx

Table 259. Global Book Printing & Packaging Services Market Size, by Single-Copy Runs, by Country, 2017-2040 (USD Million)

Country	2017	2024	2025	2026	2027	2032	2040	CAGR (%)
Australia	xx.xx	xx.xx	xx.xx	xx.xx	xx.xx	xx.xx	xx.xx	xx.xx
Brazil	xx.xx	xx.xx	xx.xx	xx.xx	xx.xx	xx.xx	xx.xx	xx.xx
Canada	xx.xx	xx.xx	xx.xx	xx.xx	xx.xx	xx.xx	xx.xx	xx.xx
China	xx.xx	xx.xx	xx.xx	xx.xx	xx.xx	xx.xx	xx.xx	xx.xx
France	xx.xx	xx.xx	xx.xx	xx.xx	xx.xx	xx.xx	xx.xx	xx.xx
Germany	xx.xx	xx.xx	xx.xx	xx.xx	xx.xx	xx.xx	xx.xx	xx.xx
India	xx.xx	xx.xx	xx.xx	xx.xx	xx.xx	xx.xx	xx.xx	xx.xx
Italy	xx.xx	xx.xx	xx.xx	xx.xx	xx.xx	xx.xx	xx.xx	xx.xx
Japan	xx.xx	xx.xx	xx.xx	xx.xx	xx.xx	xx.xx	xx.xx	xx.xx
Mexico	xx.xx	xx.xx	xx.xx	xx.xx	xx.xx	xx.xx	xx.xx	xx.xx
Russia	xx.xx	xx.xx	xx.xx	xx.xx	xx.xx	xx.xx	xx.xx	xx.xx
South Korea	xx.xx	xx.xx	xx.xx	xx.xx	xx.xx	xx.xx	xx.xx	xx.xx
Spain	xx.xx	xx.xx	xx.xx	xx.xx	xx.xx	xx.xx	xx.xx	xx.xx
United Kingdom	xx.xx	xx.xx	xx.xx	xx.xx	xx.xx	xx.xx	xx.xx	xx.xx
United States	xx.xx	xx.xx	xx.xx	xx.xx	xx.xx	xx.xx	xx.xx	xx.xx
Others	xx.xx	xx.xx	xx.xx	xx.xx	xx.xx	xx.xx	xx.xx	xx.xx
Total	**xx.xx**	**xx.xx**	**xx.xx**	**xx.xx**	**xx.xx**	**xx.xx**	**xx.xx**	**xx.xx**

Sources & Evidence

1. European Book Publishing Statistics 2024

   · Evidence informing the 2024 market-value input; displayed series and growth include calculations: European publishers reported approximately EUR xx.xx of net book-sales revenue in 2024. The disclosed ebook and audiobook proportions inform the modeled xx.xx% physical-book revenue proportion; publisher revenue is an input, not printing-service revenue.

   · Evidence informing the 2025 market-value input; displayed series and growth include calculations: The 2024 publisher-revenue and format observations provide the European demand input carried into the 2025 estimate.

   · Evidence informing base-year allocation inputs; displayed values and growth are calculated: EUR xx.xx of 2024 publisher revenue and weakening physical volumes constrain the European demand weight and forecast, not directly observed service shares.
   ([fep-fee.eu](https://www.fep-fee.eu/European-Book-Publishing-Statistics-2024))

   · Evidence informing forecast-year allocation inputs; displayed values and growth are calculated: EUR xx.xx of 2024 publisher revenue and weakening physical volumes constrain the European demand weight and forecast, not directly observed service shares.
   ([fep-fee.eu](https://www.fep-fee.eu/European-Book-Publishing-Statistics-2024))

2. The Global Publishing Industry in 2022

- Evidence informing the 2024 market-value input; displayed series and growth include calculations: Table xx.xx supplies country-level publishing revenues and identifies differences between retail-value, publisher-revenue, print-only and prior-year observations. Selected non-European country observations are adjusted for physical formats and period before estimating production spending.
- Evidence informing the 2025 market-value input; displayed series and growth include calculations: The selected country observations contribute to the demand pool underlying the 2025 working estimate. Nielsen retail datasets elsewhere in the publication are not used.
- Evidence informing base-year allocation inputs; displayed values and growth are calculated: Country revenue/format proxies constrain commissioning weights. ([wipo.int](https://www.wipo.int/edocs/pubdocs/en/wipo-pub-xx.xx-2023-xx.xx-en-the-global-publishing-industry-in-2022.pdf))
- Evidence informing forecast-year allocation inputs; displayed values and growth are calculated: Country revenue/format proxies constrain commissioning weights. ([wipo.int](https://www.wipo.int/edocs/pubdocs/en/wipo-pub-xx.xx-2023-xx.xx-en-the-global-publishing-industry-in-2022.pdf))
- Evidence informing base-year allocation inputs; displayed values and growth are calculated: Revenue and registration proxies constrain allocation. ([wipo.int](https://www.wipo.int/edocs/pubdocs/en/wipo-pub-xx.xx-2023-xx.xx-en-the-global-publishing-industry-in-2022.pdf))
- Evidence informing forecast-year allocation inputs; displayed values and growth are calculated: Revenue and registration proxies constrain allocation. ([wipo.int](https://www.wipo.int/edocs/pubdocs/en/wipo-pub-xx.xx-2023-xx.xx-en-the-global-publishing-industry-in-2022.pdf))
- Evidence informing base-year allocation inputs; displayed values and growth are calculated: Revenue, format and title proxies constrain allocation. ([wipo.int](https://www.wipo.int/edocs/pubdocs/en/wipo-pub-xx.xx-2023-xx.xx-en-the-global-publishing-industry-in-2022.pdf))
- Evidence informing forecast-year allocation inputs; displayed values and growth are calculated: Revenue, format and title proxies constrain allocation. ([wipo.int](https://www.wipo.int/edocs/pubdocs/en/wipo-pub-xx.xx-2023-xx.xx-en-the-global-publishing-industry-in-2022.pdf))
- Evidence informing base-year allocation inputs; displayed values and growth are calculated: Turkish revenue constrains regional commissioning scale. ([wipo.int](https://www.wipo.int/edocs/pubdocs/en/wipo-pub-xx.xx-2023-xx.xx-en-the-global-publishing-industry-in-2022.pdf))
- Evidence informing forecast-year allocation inputs; displayed values and growth are calculated: Turkish revenue constrains regional commissioning scale. ([wipo.int](https://www.wipo.int/edocs/pubdocs/en/wipo-pub-xx.xx-2023-xx.xx-en-the-global-publishing-industry-in-2022.pdf))
- Evidence informing base-year allocation inputs; displayed values and growth are calculated: Nigerian registration activity supplies a modeled-demand input. ([wipo.int](https://www.wipo.int/edocs/pubdocs/en/wipo-pub-xx.xx-2023-xx.xx-en-the-global-publishing-industry-in-2022.pdf))
- Evidence informing forecast-year allocation inputs; displayed values and growth are calculated: Nigerian registration activity supplies a modeled-demand input. ([wipo.int](https://www.wipo.int/edocs/pubdocs/en/wipo-pub-xx.xx-2023-xx.xx-en-the-global-publishing-industry-in-2022.pdf))
- Evidence informing base-year allocation inputs; displayed values and growth are calculated: Country revenue, format and registration proxies constrain allocation. ([wipo.int](https://www.wipo.int/edocs/pubdocs/en/wipo-pub-xx.xx-2023-xx.xx-en-the-global-publishing-industry-in-2022.pdf))
- Evidence informing forecast-year allocation inputs; displayed values and growth are calculated: Country revenue, format and registration proxies constrain allocation. ([wipo.int](https://www.wipo.int/edocs/pubdocs/en/wipo-pub-xx.xx-2023-xx.xx-en-the-global-publishing-industry-in-2022.pdf))

3. 2024 年新闻出版统计公报

   · Evidence informing the 2024 market-value input; displayed series and growth include calculations: For 2024, the official table reports xx.xx book copies or sheets and CNY xx.xx of book-publishing revenue. These constrain the demand bridge and historical contraction, rather than directly measuring printing-service sales.

   · Evidence informing the 2025 market-value input; displayed series and growth include calculations: The 2024 book-publishing observation supplies the Chinese demand primitive for the 2025 model.

   · Evidence informing base-year allocation inputs; displayed values and growth are calculated: 2024 book-publishing revenue of CNY xx.xx supplies the physical-demand proxy; reported output contraction qualifies growth assumptions. ([nppa.gov.cn](https://www.nppa.gov.cn/xxgk/fdzdgknr/tjxx/xx.xx/P020251218382424228218.pdf))

   · Evidence informing forecast-year allocation inputs; displayed values and growth are calculated: 2024 book-publishing revenue of CNY xx.xx supplies the physical-demand proxy; reported output contraction qualifies growth assumptions. ([nppa.gov.cn](https://www.nppa.gov.cn/xxgk/fdzdgknr/tjxx/xx.xx/P020251218382424228218.pdf))

   · Evidence informing base-year allocation inputs; displayed values and growth are calculated: The Chinese book-publishing observation is a major regional demand input, distinct from all printing and packaging industry revenue. ([nppa.gov.cn](https://www.nppa.gov.cn/xxgk/fdzdgknr/tjxx/xx.xx/P020251218382424228218.pdf))

   · Evidence informing forecast-year allocation inputs; displayed values and growth are calculated: The Chinese book-publishing observation is a major regional demand input, distinct from all printing and packaging industry revenue. ([nppa.gov.cn](https://www.nppa.gov.cn/xxgk/fdzdgknr/tjxx/xx.xx/P020251218382424228218.pdf))

   · Evidence informing base-year allocation inputs; displayed values and growth are calculated: Official 2024 output of xx.xx copies/sheets constrains total modeled publisher activity; it does not disclose single-copy production.

   · Evidence informing forecast-year allocation inputs; displayed values and growth are calculated: Official 2024 output of xx.xx copies/sheets constrains total modeled publisher activity; it does not disclose single-copy production.

4. Foreign Exchange Rates - G.5A Annual, January 5, 2026

   · Evidence informing the 2024 market-value input; displayed series and growth include calculations: The official 2024 annual-average conversion inputs are USD xx.xx per EUR, CNY xx.xx per USD and CAD xx.xx per USD.

   · Evidence informing the 2025 market-value input; displayed series and growth include calculations: The exchange-rate table establishes the conversion basis of the preceding-year demand inputs used in the 2025 estimate; subsequent effective-USD price assumptions are modeled separately.

5. Book publishing industry, 2024 - Statistics Canada
   - Evidence informing the 2024 market-value input; displayed series and growth include calculations: Canadian publishers reported CAD xx.xx of print sales outside the online category and CAD xx.xx of online print sales in 2024. Their sum, rather than total operating revenue, supplies the physical-book demand input.
   - Evidence informing the 2025 market-value input; displayed series and growth include calculations: Reported cost of goods sold of CAD xx.xx, up CAD xx.xx from 2022, supplies a cost-pressure cross-check, not a directly attributable printing-services total.
   - Evidence informing base-year allocation inputs; displayed values and growth are calculated: CAD xx.xx plus CAD xx.xx of print sales supplies a physical-book commissioning proxy; digital growth constrains the forecast mix. ([www150.statcan.gc.ca](https://www150.statcan.gc.ca/n1/daily-quotidien/xx.xx/dq260205b-eng.pdf))
   - Evidence informing forecast-year allocation inputs; displayed values and growth are calculated: CAD xx.xx plus CAD xx.xx of print sales supplies a physical-book commissioning proxy; digital growth constrains the forecast mix. ([www150.statcan.gc.ca](https://www150.statcan.gc.ca/n1/daily-quotidien/xx.xx/dq260205b-eng.pdf))
   - Evidence informing base-year allocation inputs; displayed values and growth are calculated: The Canadian physical-book input contributes to the North American demand index; it is publisher revenue, not service receipts. ([www150.statcan.gc.ca](https://www150.statcan.gc.ca/n1/daily-quotidien/xx.xx/dq260205b-eng.pdf))
   - Evidence informing forecast-year allocation inputs; displayed values and growth are calculated: The Canadian physical-book input contributes to the North American demand index; it is publisher revenue, not service receipts. ([www150.statcan.gc.ca](https://www150.statcan.gc.ca/n1/daily-quotidien/xx.xx/dq260205b-eng.pdf))
6. U.S. Census Bureau - Books Printing: Shipments, annual table
   - Evidence informing the 2017 market-value input; displayed series and growth include calculations: U.S. books-printing shipments were USD xx.xx in 2017; this is a national production anchor for the historical model.
   - Evidence informing the 2018 market-value input; displayed series and growth include calculations: U.S. books-printing shipments were USD xx.xx in 2018.
   - Evidence informing the 2019 market-value input; displayed series and growth include calculations: U.S. books-printing shipments were USD xx.xx in 2019.
   - Evidence informing the 2020 market-value input; displayed series and growth include calculations: U.S. books-printing shipments were USD xx.xx in 2020.
   - Evidence informing the 2021 market-value input; displayed series and growth include calculations: U.S. books-printing shipments were USD xx.xx in 2021.
   - Evidence informing the 2022 market-value input; displayed series and growth include calculations: U.S. books-printing shipments were USD xx.xx in 2022.
   - Evidence informing the 2024 market-value input; displayed series and growth include calculations: U.S. books-printing shipments were USD xx.xx in 2024. This national industrial measure is narrower than the composite global service boundary.
7. U.S. Census Bureau - Book Publishers, All Establishments: Revenue, annual table
   - Evidence informing the 2024 market-value input; displayed series and growth include calculations: The Census annual series reports USD xx.xx of U.S. book-publisher revenue for 2024. A modeled xx.xx% physical-book proportion excludes digital and other adjacent receipts.
   - Evidence informing the 2025 market-value input; displayed series and growth include calculations: The 2024 Census observation replaces an older survey-based U.S. revenue bridge in the demand pool underlying 2025.
   - Evidence informing base-year allocation inputs; displayed values and growth are calculated: The official Census revenue-series page defines the publisher-receipt measure underlying the retained U.S. input; the exact 2024 cell was not independently re-extracted. ([fred.stlouisfed.org](https://fred.stlouisfed.org/data/AIES51113RCT00US))
   - Evidence informing forecast-year allocation inputs; displayed values and growth are calculated: The official Census revenue-series page defines the publisher-receipt measure underlying the retained U.S. input; the exact 2024 cell was not independently re-extracted. ([fred.stlouisfed.org](https://fred.stlouisfed.org/data/AIES51113RCT00US))

8. Scholastic Corporation - Form 10-K for the year ended May 31, 2025
   - Evidence informing the 2024 market-value input; displayed series and growth include calculations: Scholastic's fiscal 2024 product, service, production and inventory-reserve costs were xx.xx% of revenue; postage, freight, shipping, fulfillment and other costs were xx.xx%. These broad categories constrain, but do not directly establish, eligible outsourced-service spending.
   - Evidence informing the 2025 market-value input; displayed series and growth include calculations: The corresponding fiscal 2025 proportions were xx.xx% and xx.xx%. Royalties and prepublication amortization are separately disclosed, allowing their exclusion from the service-market bridge.
9. CEWE achieves all targets in 2025 and aims to further increase revenue and earnings in 2026
   - Evidence informing the 2025 market-value input; displayed series and growth include calculations: CEWE reported xx.xx CEWE PHOTOBOOK copies in 2025 versus xx.xx in 2024, supporting a positive specialty-book volume assumption without establishing global adoption.
   - Evidence informing the 2026 market-value input; displayed series and growth include calculations: Observed 2025 photobook growth informs the specialty-demand assumption for 2026; the market value remains modeled.
   - Evidence informing the 2032 market-value input; displayed series and growth include calculations: The observed specialty-book activity is a starting condition for the forecast, not independent proof of continued growth through 2032.
   - Evidence informing the 2040 market-value input; displayed series and growth include calculations: The forecast explicitly slows specialty-demand growth after 2032; this source supplies the initial commercial observation, not the long-term growth rate.
   - Evidence informing base-year allocation inputs; displayed values and growth are calculated: Company photobook activity constrains the materiality of specialty commissions; it does not establish the modeled European specialty multiplier or continued growth through 2032. ([ir.cewe.de](https://ir.cewe.de/en/news/cewe-achieves-all-targets-in-2025-and-aims-to-further-increase-revenue-and-earnings-in/70292c17-c943-xx.xx-bd11-4323b6ce54d8))
   - Evidence informing forecast-year allocation inputs; displayed values and growth are calculated: Company photobook activity constrains the materiality of specialty commissions; it does not establish the modeled European specialty multiplier or continued growth through 2032. ([ir.cewe.de](https://ir.cewe.de/en/news/cewe-achieves-all-targets-in-2025-and-aims-to-further-increase-revenue-and-earnings-in/70292c17-c943-xx.xx-bd11-4323b6ce54d8))
   - Evidence informing base-year allocation inputs; displayed values and growth are calculated: Reported photobook units of xx.xx in 2025 versus xx.xx in 2024 constrain specialty activity; the single-copy attribution remains assumed.
   - Evidence informing forecast-year allocation inputs; displayed values and growth are calculated: Reported photobook units of xx.xx in 2025 versus xx.xx in 2024 constrain specialty activity; the single-copy attribution remains assumed.
10. Paperback Printing Cost - Kindle Direct Publishing
   - Evidence informing the 2025 market-value input; displayed series and growth include calculations: The inspected U.S. paperback schedule charges USD xx.xx plus USD xx.xx per page for the specified regular-trim black-ink category. It provides a contemporary commercial price comparison for the assumed USD xx.xx self-publishing production receipt, not an observed historical price or volume.
   - Evidence informing the 2026 market-value input; displayed series and growth include calculations: The schedule distinguishes printing charges from royalties and retail list prices, supporting the production-receipt boundary used in the estimate.
   - Evidence informing base-year allocation inputs; displayed values and growth are calculated: The current U.S. regular-trim black-ink schedule of USD xx.xx plus USD xx.xx per page gives USD xx.xx at xx.xx pages, a magnitude check for modeled single-copy receipts. It establishes neither global volume nor historical or forecast share.
   - Evidence informing forecast-year allocation inputs; displayed values and growth are calculated: The current U.S. regular-trim black-ink schedule of USD xx.xx plus USD xx.xx per page gives USD xx.xx at xx.xx pages, a magnitude check for modeled single-copy receipts. It establishes neither global volume nor historical or forecast share.

11. European Book Publishing Statistics 2017
    - Evidence informing the 2017 market-value input; displayed series and growth include calculations: The association's primary survey reports approximately EUR xx.xx of European net publisher revenue for 2017, constraining the pre-pandemic demand level.
12. European Book Publishing Statistics 2019
    - Evidence informing the 2018 market-value input; displayed series and growth include calculations: The association reports approximately EUR xx.xx of publisher revenue for 2018.
    - Evidence informing the 2019 market-value input; displayed series and growth include calculations: The association reports approximately EUR xx.xx for 2019 and identifies a questionnaire change that limits exact comparability with earlier observations.
13. 2021 年新闻出版产业分析报告
    - Evidence informing the 2020 market-value input; displayed series and growth include calculations: The official report's 2021 comparison identifies a substantial rebound from 2020, constraining the pandemic-recovery bridge.
    - Evidence informing the 2021 market-value input; displayed series and growth include calculations: China reported xx.xx book copies or sheets in 2021, up xx.xx%; the report also distinguishes textbook output and reprints.
14. European Book Publishing Statistics 2023
    - Evidence informing the 2022 market-value input; displayed series and growth include calculations: European net publisher revenue was approximately EUR xx.xx in 2022; the association describes paper-cost pressure and price-led growth.
15. Foreign Exchange Rates - G.5A Annual, January 5, 2026
    - Evidence informing base-year allocation inputs; displayed values and growth are calculated: Official annual-average exchange-rate methodology supports the frozen common-USD conversion convention; it does not measure service demand. ([federalreserve.gov](https://www.federalreserve.gov/releases/g5a/xx.xx/))
    - Evidence informing forecast-year allocation inputs; displayed values and growth are calculated: Official annual-average exchange-rate methodology supports the frozen common-USD conversion convention; it does not measure service demand. ([federalreserve.gov](https://www.federalreserve.gov/releases/g5a/xx.xx/))
    - Evidence informing base-year allocation inputs; displayed values and growth are calculated: The annual currency-conversion convention prevents mixing local-currency demand inputs with USD allocation weights. ([federalreserve.gov](https://www.federalreserve.gov/releases/g5a/xx.xx/))
    - Evidence informing forecast-year allocation inputs; displayed values and growth are calculated: The annual currency-conversion convention prevents mixing local-currency demand inputs with USD allocation weights. ([federalreserve.gov](https://www.federalreserve.gov/releases/g5a/xx.xx/))
16. GCC Statistical Center - Education Statistics 2024 announcement, March 23, 2026
    - Evidence informing base-year allocation inputs; displayed values and growth are calculated: Approximately xx.xx general-school pupils constrain the regional educational customer pool; national apportionment and monetization are assumed. ([gccstat.org](https://www.gccstat.org/news/xx.xx))
    - Evidence informing forecast-year allocation inputs; displayed values and growth are calculated: Approximately xx.xx general-school pupils constrain the regional educational customer pool; national apportionment and monetization are assumed. ([gccstat.org](https://www.gccstat.org/news/xx.xx))
17. South African Book Publishing Industry Survey 2023-2024
    - Evidence informing base-year allocation inputs; displayed values and growth are calculated: The transparent national publisher survey supplies a regional commercial comparator, not an observed African printing-service total. ([publishsa.co.za](https://publishsa.co.za/wp-content/uploads/2025/xx.xx/South-African-Book-Publishing-Industry-Survey-2023-2024.pdf))
    - Evidence informing forecast-year allocation inputs; displayed values and growth are calculated: The transparent national publisher survey supplies a regional commercial comparator, not an observed African printing-service total. ([publishsa.co.za](https://publishsa.co.za/wp-content/uploads/2025/xx.xx/South-African-Book-Publishing-Industry-Survey-2023-2024.pdf))

18. Ministry of Education - Press conference release, December 17, 2024
    - Evidence informing base-year allocation inputs; displayed values and growth are calculated: The announced increase in annual NCERT textbook printing from xx.xx to xx.xx supports an educational-demand mechanism, not realized supplier receipts or the modeled forecast share. ([education.gov.in](https://www.education.gov.in/sites/upload_files/mhrd/files/PIB%20releae%20of%20the%20Press%20Conference%20held%20today.pdf))
    - Evidence informing forecast-year allocation inputs; displayed values and growth are calculated: The announced increase in annual NCERT textbook printing from xx.xx to xx.xx supports an educational-demand mechanism, not realized supplier receipts or the modeled forecast share. ([education.gov.in](https://www.education.gov.in/sites/upload_files/mhrd/files/PIB%20releae%20of%20the%20Press%20Conference%20held%20today.pdf))
19. Global Connect - Ingram Content Group
    - Evidence informing base-year allocation inputs; displayed values and growth are calculated: Agreement-dependent network access does not quantify Brazilian commissions or guarantee institutional awards. ([resources.ingramcontent.com](https://resources.ingramcontent.com/publishers/global-connect))
    - Evidence informing forecast-year allocation inputs; displayed values and growth are calculated: Agreement-dependent network access does not quantify Brazilian commissions or guarantee institutional awards. ([resources.ingramcontent.com](https://resources.ingramcontent.com/publishers/global-connect))
20. Paperback and Hardcover Distribution Rights - Kindle Direct Publishing
    - Evidence informing base-year allocation inputs; displayed values and growth are calculated: The marketplace-specific physical-book distribution restriction is not evidence of zero Mexican printing and packaging demand. ([kdp.amazon.com](https://kdp.amazon.com/en_US/help/topic/G201834280))
    - Evidence informing forecast-year allocation inputs; displayed values and growth are calculated: The marketplace-specific physical-book distribution restriction is not evidence of zero Mexican printing and packaging demand. ([kdp.amazon.com](https://kdp.amazon.com/en_US/help/topic/G201834280))
21. How Do Lulu Direct Orders Work?
    - Evidence informing base-year allocation inputs; displayed values and growth are calculated: No minimum order and one-copy ordering establish commercial feasibility, not the number or value of single-copy releases.
    - Evidence informing forecast-year allocation inputs; displayed values and growth are calculated: No minimum order and one-copy ordering establish commercial feasibility, not the number or value of single-copy releases.

17. Book Printing & Packaging Services Market, by Interior Color

[illegible] Black-and-White Interiors, Spot-Color Interiors, and Full-Color Interiors therefore require separate confirmation in comparable offers. A buyer requiring a designated spot color should secure an explicit commitment rather than assume that a provider's general color option satisfies that requirement.

[illegible] A standardized menu simplifies ordering, but a dedicated provider relationship may be more suitable when the commissioned color requirement does not fit that menu. Mixed interiors should be described explicitly rather than classified from cover appearance or a general publication label.

Figure 28. Global Book Printing & Packaging Services Market Size, by Interior Color, 2025 (%)

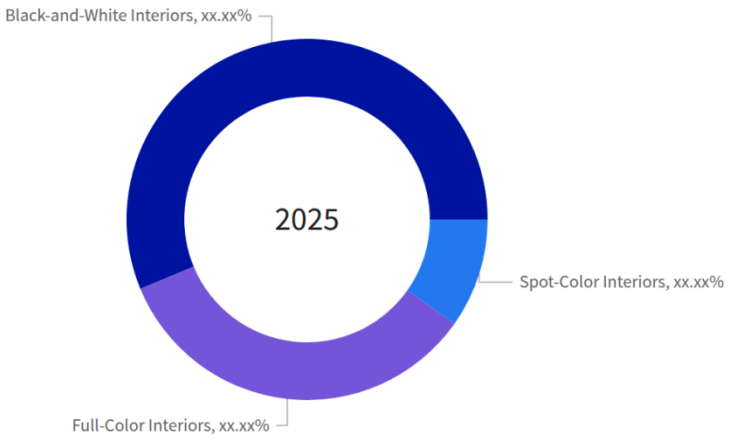

Figure 29. Global Book Printing & Packaging Services Market, by Interior Color, 2032 (USD Million)

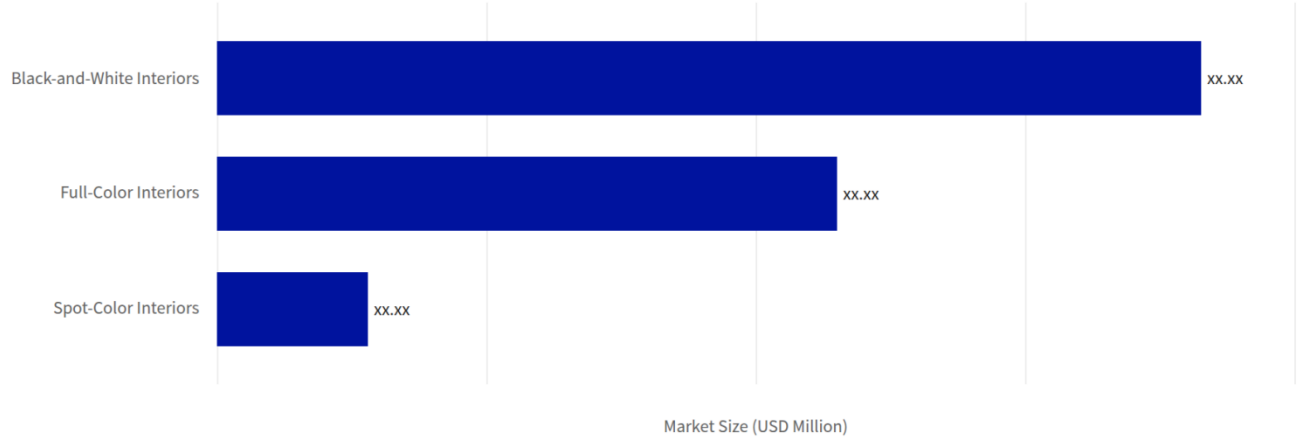

Table 260. Global Book Printing & Packaging Services Market, by Interior Color growth contribution, 2025-2032

Category	2025 value (USD Million)	2032 value (USD Million)	Added value (USD Million)	2025 share (%)	2032 share (%)	Change (pp)	Growth share (%)	CAGR (%)
Black-and-White Interiors	xx.xx	xx.xx	xx.xx	xx.xx	xx.xx	xx.xx	xx.xx	xx.xx
Full-Color Interiors	xx.xx	xx.xx	xx.xx	xx.xx	xx.xx	xx.xx	xx.xx	xx.xx
Spot-Color Interiors	xx.xx	xx.xx	xx.xx	xx.xx	xx.xx	xx.xx	xx.xx	xx.xx
Scope total	**xx.xx**	**xx.xx**	**xx.xx**	**xx.xx**	**xx.xx**	**xx.xx**	**xx.xx**	**xx.xx**

Table 261. Global Book Printing & Packaging Services Market Size, by Interior Color, 2017-2040 (USD Million)

Interior Color	2017	2024	2025	2026	2027	2032	2040	CAGR (%)
Black-and-White Interiors	xx.xx	xx.xx	xx.xx	xx.xx	xx.xx	xx.xx	xx.xx	xx.xx
Full-Color Interiors	xx.xx	xx.xx	xx.xx	xx.xx	xx.xx	xx.xx	xx.xx	xx.xx
Spot-Color Interiors	xx.xx	xx.xx	xx.xx	xx.xx	xx.xx	xx.xx	xx.xx	xx.xx
Total	**xx.xx**	**xx.xx**	**xx.xx**	**xx.xx**	**xx.xx**	**xx.xx**	**xx.xx**	**xx.xx**

Sources & Evidence

1. Print Order Form 2511 Instructions | U.S. Government Publishing Office

- GPO specifies interior inks separately from cover inks and recognizes black, designated Pantone colors, and full-color process options.
([gpo.gov](https://www.gpo.gov/docs/default-source/forms-standards-pdf-files/2511_instructions.pdf))
- Taxonomy evidence: Interior inks are specified separately from cover inks.
([gpo.gov](https://www.gpo.gov/docs/default-source/forms-standards-pdf-files/2511_instructions.pdf))
- Taxonomy evidence: Text inks are specified for internal book or pamphlet pages separately from cover inks, with black, full process color, and Pantone examples.
([gpo.gov](https://www.gpo.gov/docs/default-source/forms-standards-pdf-files/2511_instructions.pdf))
- Evidence informing base-year allocation inputs; displayed values and growth are calculated: GPO specifies black interior inks separately from cover inks, supporting the monochrome classification and underlying-book attribution premise, not its modeled sales weight.
([gpo.gov](https://www.gpo.gov/docs/default-source/forms-standards-pdf-files/2511_instructions.pdf))
- Evidence informing forecast-year allocation inputs; displayed values and growth are calculated: GPO specifies black interior inks separately from cover inks, supporting the monochrome classification and underlying-book attribution premise, not its modeled sales weight.
([gpo.gov](https://www.gpo.gov/docs/default-source/forms-standards-pdf-files/2511_instructions.pdf))
- Evidence informing base-year allocation inputs; displayed values and growth are calculated: Designated Pantone specifications are recognized for interior inks, supporting a separate spot-color commercial category without measuring its share.
([gpo.gov](https://www.gpo.gov/docs/default-source/forms-standards-pdf-files/2511_instructions.pdf))
- Evidence informing forecast-year allocation inputs; displayed values and growth are calculated: Designated Pantone specifications are recognized for interior inks, supporting a separate spot-color commercial category without measuring its share.
([gpo.gov](https://www.gpo.gov/docs/default-source/forms-standards-pdf-files/2511_instructions.pdf))
- Evidence informing base-year allocation inputs; displayed values and growth are calculated: Four-color process is identified as full color for interior pages; cover color is separately specified. This supports classification at both modeled anchors.
([gpo.gov](https://www.gpo.gov/docs/default-source/forms-standards-pdf-files/2511_instructions.pdf))
- Evidence informing forecast-year allocation inputs; displayed values and growth are calculated: Four-color process is identified as full color for interior pages; cover color is separately specified. This supports classification at both modeled anchors.
([gpo.gov](https://www.gpo.gov/docs/default-source/forms-standards-pdf-files/2511_instructions.pdf))

2. Print Options

- KDP excludes standard color from hardcover options and locks ink type after publication because of ISBN requirements; black-and-white and color versions need separate book records. ([kdp.amazon.com](https://kdp.amazon.com/en_US/help/topic/G201834180))
- Evidence informing base-year allocation inputs; displayed values and growth are calculated: KDP distinguishes black-and-white from color records and locks ink type after publication. These platform-specific conditions qualify switching assumptions, not market weights. ([kdp.amazon.com](https://kdp.amazon.com/en_US/help/topic/G201834180))
- Evidence informing forecast-year allocation inputs; displayed values and growth are calculated: KDP distinguishes black-and-white from color records and locks ink type after publication. These platform-specific conditions qualify switching assumptions, not market weights. ([kdp.amazon.com](https://kdp.amazon.com/en_US/help/topic/G201834180))
- Evidence informing base-year allocation inputs; displayed values and growth are calculated: The displayed platform menu does not establish designated spot-color availability or sales; a general color option is not used as evidence of spot-color demand. ([kdp.amazon.com](https://kdp.amazon.com/en_US/help/topic/G201834180))
- Evidence informing forecast-year allocation inputs; displayed values and growth are calculated: The displayed platform menu does not establish designated spot-color availability or sales; a general color option is not used as evidence of spot-color demand. ([kdp.amazon.com](https://kdp.amazon.com/en_US/help/topic/G201834180))
- Evidence informing base-year allocation inputs; displayed values and growth are calculated: Standard color is unavailable for hardcover, but premium color is available. Both process-color tiers belong within the modeled Full-Color Interiors category. ([kdp.amazon.com](https://kdp.amazon.com/en_US/help/topic/G201834180))
- Evidence informing forecast-year allocation inputs; displayed values and growth are calculated: Standard color is unavailable for hardcover, but premium color is available. Both process-color tiers belong within the modeled Full-Color Interiors category. ([kdp.amazon.com](https://kdp.amazon.com/en_US/help/topic/G201834180))

3. European Book Publishing Statistics 2024

- Evidence informing the 2024 market-value input; displayed series and growth include calculations: European publishers reported approximately EUR xx.xx of net book-sales revenue in 2024. The disclosed ebook and audiobook proportions inform the modeled xx.xx% physical-book revenue proportion; publisher revenue is an input, not printing-service revenue.
- Evidence informing the 2025 market-value input; displayed series and growth include calculations: The 2024 publisher-revenue and format observations provide the European demand input carried into the 2025 estimate.

4. The Global Publishing Industry in 2022
   - Evidence informing the 2024 market-value input; displayed series and growth include calculations: Table xx.xx supplies country-level publishing revenues and identifies differences between retail-value, publisher-revenue, print-only and prior-year observations. Selected non-European country observations are adjusted for physical formats and period before estimating production spending.
   - Evidence informing the 2025 market-value input; displayed series and growth include calculations: The selected country observations contribute to the demand pool underlying the 2025 working estimate. Nielsen retail datasets elsewhere in the publication are not used.
   - Evidence informing base-year allocation inputs; displayed values and growth are calculated: Table xx.xx education/total publishing-revenue ratios for the United States, India, Korea and Japan calibrate the end-use demand proxy used in the monochrome model; they are not interior-color observations. ([wipo.int](https://www.wipo.int/edocs/pubdocs/en/wipo-pub-xx.xx-2023-xx.xx-en-the-global-publishing-industry-in-2022.pdf))
   - Evidence informing forecast-year allocation inputs; displayed values and growth are calculated: Table xx.xx education/total publishing-revenue ratios for the United States, India, Korea and Japan calibrate the end-use demand proxy used in the monochrome model; they are not interior-color observations. ([wipo.int](https://www.wipo.int/edocs/pubdocs/en/wipo-pub-xx.xx-2023-xx.xx-en-the-global-publishing-industry-in-2022.pdf))
   - Evidence informing base-year allocation inputs; displayed values and growth are calculated: The same sector ratios constrain educational exposure in the spot-color allocation; its within-sector incidence and premium remain assumed. ([wipo.int](https://www.wipo.int/edocs/pubdocs/en/wipo-pub-xx.xx-2023-xx.xx-en-the-global-publishing-industry-in-2022.pdf))
   - Evidence informing forecast-year allocation inputs; displayed values and growth are calculated: The same sector ratios constrain educational exposure in the spot-color allocation; its within-sector incidence and premium remain assumed. ([wipo.int](https://www.wipo.int/edocs/pubdocs/en/wipo-pub-xx.xx-2023-xx.xx-en-the-global-publishing-industry-in-2022.pdf))
   - Evidence informing base-year allocation inputs; displayed values and growth are calculated: Sector revenue ratios calibrate the full-color model's educational versus trade exposure. Older periods and differing digital coverage require an explicit physical-demand bridge. ([wipo.int](https://www.wipo.int/edocs/pubdocs/en/wipo-pub-xx.xx-2023-xx.xx-en-the-global-publishing-industry-in-2022.pdf))
   - Evidence informing forecast-year allocation inputs; displayed values and growth are calculated: Sector revenue ratios calibrate the full-color model's educational versus trade exposure. Older periods and differing digital coverage require an explicit physical-demand bridge. ([wipo.int](https://www.wipo.int/edocs/pubdocs/en/wipo-pub-xx.xx-2023-xx.xx-en-the-global-publishing-industry-in-2022.pdf))
5. 2024 年新闻出版统计公报
   - Evidence informing the 2024 market-value input; displayed series and growth include calculations: For 2024, the official table reports xx.xx book copies or sheets and CNY xx.xx of book-publishing revenue. These constrain the demand bridge and historical contraction, rather than directly measuring printing-service sales.
   - Evidence informing the 2025 market-value input; displayed series and growth include calculations: The 2024 book-publishing observation supplies the Chinese demand primitive for the 2025 model.
6. Foreign Exchange Rates - G.5A Annual, January 5, 2026
   - Evidence informing the 2024 market-value input; displayed series and growth include calculations: The official 2024 annual-average conversion inputs are USD xx.xx per EUR, CNY xx.xx per USD and CAD xx.xx per USD.
   - Evidence informing the 2025 market-value input; displayed series and growth include calculations: The exchange-rate table establishes the conversion basis of the preceding-year demand inputs used in the 2025 estimate; subsequent effective-USD price assumptions are modeled separately.

7. Book publishing industry, 2024 - Statistics Canada
   - Evidence informing the 2024 market-value input; displayed series and growth include calculations: Canadian publishers reported CAD xx.xx of print sales outside the online category and CAD xx.xx of online print sales in 2024. Their sum, rather than total operating revenue, supplies the physical-book demand input.
   - Evidence informing the 2025 market-value input; displayed series and growth include calculations: Reported cost of goods sold of CAD xx.xx, up CAD xx.xx from 2022, supplies a cost-pressure cross-check, not a directly attributable printing-services total.
8. U.S. Census Bureau - Books Printing: Shipments, annual table
   - Evidence informing the 2017 market-value input; displayed series and growth include calculations: U.S. books-printing shipments were USD xx.xx in 2017; this is a national production anchor for the historical model.
   - Evidence informing the 2018 market-value input; displayed series and growth include calculations: U.S. books-printing shipments were USD xx.xx in 2018.
   - Evidence informing the 2019 market-value input; displayed series and growth include calculations: U.S. books-printing shipments were USD xx.xx in 2019.
   - Evidence informing the 2020 market-value input; displayed series and growth include calculations: U.S. books-printing shipments were USD xx.xx in 2020.
   - Evidence informing the 2021 market-value input; displayed series and growth include calculations: U.S. books-printing shipments were USD xx.xx in 2021.
   - Evidence informing the 2022 market-value input; displayed series and growth include calculations: U.S. books-printing shipments were USD xx.xx in 2022.
   - Evidence informing the 2024 market-value input; displayed series and growth include calculations: U.S. books-printing shipments were USD xx.xx in 2024. This national industrial measure is narrower than the composite global service boundary.
9. U.S. Census Bureau - Book Publishers, All Establishments: Revenue, annual table
   - Evidence informing the 2024 market-value input; displayed series and growth include calculations: The Census annual series reports USD xx.xx of U.S. book-publisher revenue for 2024. A modeled xx.xx% physical-book proportion excludes digital and other adjacent receipts.
   - Evidence informing the 2025 market-value input; displayed series and growth include calculations: The 2024 Census observation replaces an older survey-based U.S. revenue bridge in the demand pool underlying 2025.
10. Scholastic Corporation - Form 10-K for the year ended May 31, 2025
    - Evidence informing the 2024 market-value input; displayed series and growth include calculations: Scholastic's fiscal 2024 product, service, production and inventory-reserve costs were xx.xx% of revenue; postage, freight, shipping, fulfillment and other costs were xx.xx%. These broad categories constrain, but do not directly establish, eligible outsourced-service spending.
    - Evidence informing the 2025 market-value input; displayed series and growth include calculations: The corresponding fiscal 2025 proportions were xx.xx% and xx.xx%. Royalties and prepublication amortization are separately disclosed, allowing their exclusion from the service-market bridge.

11. CEWE achieves all targets in 2025 and aims to further increase revenue and earnings in 2026

- Evidence informing the 2025 market-value input; displayed series and growth include calculations: CEWE reported xx.xx CEWE PHOTOBOOK copies in 2025 versus xx.xx in 2024, supporting a positive specialty-book volume assumption without establishing global adoption.
- Evidence informing the 2026 market-value input; displayed series and growth include calculations: Observed 2025 photobook growth informs the specialty-demand assumption for 2026; the market value remains modeled.
- Evidence informing the 2032 market-value input; displayed series and growth include calculations: The observed specialty-book activity is a starting condition for the forecast, not independent proof of continued growth through 2032.
- Evidence informing the 2040 market-value input; displayed series and growth include calculations: The forecast explicitly slows specialty-demand growth after 2032; this source supplies the initial commercial observation, not the long-term growth rate.
- Evidence informing base-year allocation inputs; displayed values and growth are calculated: CEWE reports xx.xx photobooks in 2025 versus xx.xx in 2024. This constrains specialty-book activity and supplies a positive starting signal, not global photobook volume or continued growth through 2032. ([ir.cewe.de](https://ir.cewe.de/en/news/cewe-achieves-all-targets-in-2025-and-aims-to-further-increase-revenue-and-earnings-in/70292c17-c943-xx.xx-bd11-4323b6ce54d8))
- Evidence informing forecast-year allocation inputs; displayed values and growth are calculated: CEWE reports xx.xx photobooks in 2025 versus xx.xx in 2024. This constrains specialty-book activity and supplies a positive starting signal, not global photobook volume or continued growth through 2032. ([ir.cewe.de](https://ir.cewe.de/en/news/cewe-achieves-all-targets-in-2025-and-aims-to-further-increase-revenue-and-earnings-in/70292c17-c943-xx.xx-bd11-4323b6ce54d8))

12. Paperback Printing Cost - Kindle Direct Publishing

- Evidence informing the 2025 market-value input; displayed series and growth include calculations: The inspected U.S. paperback schedule charges USD xx.xx plus USD xx.xx per page for the specified regular-trim black-ink category. It provides a contemporary commercial price comparison for the assumed USD xx.xx self-publishing production receipt, not an observed historical price or volume.
- Evidence informing the 2026 market-value input; displayed series and growth include calculations: The schedule distinguishes printing charges from royalties and retail list prices, supporting the production-receipt boundary used in the estimate.
- Evidence informing base-year allocation inputs; displayed values and growth are calculated: The current U.S. regular-trim black-ink schedule charges USD xx.xx plus USD xx.xx per page, yielding USD xx.xx for xx.xx pages. This is a contemporary price comparator, not a historical global average. ([kdp.amazon.com](https://kdp.amazon.com/en_US/help/topic/G201834340))
- Evidence informing forecast-year allocation inputs; displayed values and growth are calculated: The current U.S. regular-trim black-ink schedule charges USD xx.xx plus USD xx.xx per page, yielding USD xx.xx for xx.xx pages. This is a contemporary price comparator, not a historical global average. ([kdp.amazon.com](https://kdp.amazon.com/en_US/help/topic/G201834340))
- Evidence informing base-year allocation inputs; displayed values and growth are calculated: The comparable standard and premium color charges calculate to USD xx.xx and USD xx.xx. They constrain relative manufacturing receipts; future pricing and global extrapolation remain assumptions. ([kdp.amazon.com](https://kdp.amazon.com/en_US/help/topic/G201834340))
- Evidence informing forecast-year allocation inputs; displayed values and growth are calculated: The comparable standard and premium color charges calculate to USD xx.xx and USD xx.xx. They constrain relative manufacturing receipts; future pricing and global extrapolation remain assumptions. ([kdp.amazon.com](https://kdp.amazon.com/en_US/help/topic/G201834340))

13. European Book Publishing Statistics 2017

- Evidence informing the 2017 market-value input; displayed series and growth include calculations: The association's primary survey reports approximately EUR xx.xx of European net publisher revenue for 2017, constraining the pre-pandemic demand level.

14. European Book Publishing Statistics 2019

- Evidence informing the 2018 market-value input; displayed series and growth include calculations: The association reports approximately EUR xx.xx of publisher revenue for 2018.
- Evidence informing the 2019 market-value input; displayed series and growth include calculations: The association reports approximately EUR xx.xx for 2019 and identifies a questionnaire change that limits exact comparability with earlier observations.

15. 2021 年新闻出版产业分析报告

- Evidence informing the 2020 market-value input; displayed series and growth include calculations: The official report's 2021 comparison identifies a substantial rebound from 2020, constraining the pandemic-recovery bridge.
- Evidence informing the 2021 market-value input; displayed series and growth include calculations: China reported xx.xx book copies or sheets in 2021, up xx.xx%; the report also distinguishes textbook output and reprints.
- Evidence informing base-year allocation inputs; displayed values and growth are calculated: China's official 2021 textbook share was xx.xx% of book copies. It supplies an older educational-activity proxy, not a monochrome share. ([nppa.gov.cn](https://www.nppa.gov.cn/xxgk/fdzdgknr/tjxx/xx.xx/P020230530667517704140.pdf))
- Evidence informing forecast-year allocation inputs; displayed values and growth are calculated: China's official 2021 textbook share was xx.xx% of book copies. It supplies an older educational-activity proxy, not a monochrome share. ([nppa.gov.cn](https://www.nppa.gov.cn/xxgk/fdzdgknr/tjxx/xx.xx/P020230530667517704140.pdf))
- Evidence informing base-year allocation inputs; displayed values and growth are calculated: The textbook copy proportion constrains educational exposure; comparable monetary intensity and spot-color incidence are modeled separately. ([nppa.gov.cn](https://www.nppa.gov.cn/xxgk/fdzdgknr/tjxx/xx.xx/P020230530667517704140.pdf))
- Evidence informing forecast-year allocation inputs; displayed values and growth are calculated: The textbook copy proportion constrains educational exposure; comparable monetary intensity and spot-color incidence are modeled separately. ([nppa.gov.cn](https://www.nppa.gov.cn/xxgk/fdzdgknr/tjxx/xx.xx/P020230530667517704140.pdf))
- Evidence informing base-year allocation inputs; displayed values and growth are calculated: The educational-activity observation contributes to the shared demand proxy carried into the full-color base and forecast models; no color split is reported. ([nppa.gov.cn](https://www.nppa.gov.cn/xxgk/fdzdgknr/tjxx/xx.xx/P020230530667517704140.pdf))
- Evidence informing forecast-year allocation inputs; displayed values and growth are calculated: The educational-activity observation contributes to the shared demand proxy carried into the full-color base and forecast models; no color split is reported. ([nppa.gov.cn](https://www.nppa.gov.cn/xxgk/fdzdgknr/tjxx/xx.xx/P020230530667517704140.pdf))

16. European Book Publishing Statistics 2023

- Evidence informing the 2022 market-value input; displayed series and growth include calculations: European net publisher revenue was approximately EUR xx.xx in 2022; the association describes paper-cost pressure and price-led growth.

17. Synthèse des chiffres de l'édition jeunesse 2024-2025

- Evidence informing base-year allocation inputs; displayed values and growth are calculated: The primary French publishing survey reports a xx.xx% decline in illustrated early-childhood volumes and a xx.xx% decline in youth-fiction volumes in 2024. These differing outcomes challenge an aggressive universal color-growth assumption. ([sne.fr](https://www.sne.fr/actu/synthese-des-chiffres-de-ledition-jeunesse-2024-2025/))
- Evidence informing forecast-year allocation inputs; displayed values and growth are calculated: The primary French publishing survey reports a xx.xx% decline in illustrated early-childhood volumes and a xx.xx% decline in youth-fiction volumes in 2024. These differing outcomes challenge an aggressive universal color-growth assumption. ([sne.fr](https://www.sne.fr/actu/synthese-des-chiffres-de-ledition-jeunesse-2024-2025/))

17.1. Black-and-White Interiors

Table 262. Global Book Printing & Packaging Services Market Size, by Black-and-White Interiors, by Region, 2017-2040 (USD Million)

Region	2017	2024	2025	2026	2027	2032	2040	CAGR (%)
Africa	xx.xx	xx.xx	xx.xx	xx.xx	xx.xx	xx.xx	xx.xx	xx.xx
Asia-Pacific	xx.xx	xx.xx	xx.xx	xx.xx	xx.xx	xx.xx	xx.xx	xx.xx
Europe	xx.xx	xx.xx	xx.xx	xx.xx	xx.xx	xx.xx	xx.xx	xx.xx
Latin America	xx.xx	xx.xx	xx.xx	xx.xx	xx.xx	xx.xx	xx.xx	xx.xx
Middle East	xx.xx	xx.xx	xx.xx	xx.xx	xx.xx	xx.xx	xx.xx	xx.xx
North America	xx.xx	xx.xx	xx.xx	xx.xx	xx.xx	xx.xx	xx.xx	xx.xx
Total	**xx.xx**	**xx.xx**	**xx.xx**	**xx.xx**	**xx.xx**	**xx.xx**	**xx.xx**	**xx.xx**

Table 263. Global Book Printing & Packaging Services Market Size, by Black-and-White Interiors, by Group, 2017-2040 (USD Million)

Group	2017	2024	2025	2026	2027	2032	2040	CAGR (%)
ASEAN	xx.xx	xx.xx	xx.xx	xx.xx	xx.xx	xx.xx	xx.xx	xx.xx
BRICS	xx.xx	xx.xx	xx.xx	xx.xx	xx.xx	xx.xx	xx.xx	xx.xx
European Union	xx.xx	xx.xx	xx.xx	xx.xx	xx.xx	xx.xx	xx.xx	xx.xx
G7	xx.xx	xx.xx	xx.xx	xx.xx	xx.xx	xx.xx	xx.xx	xx.xx
GCC	xx.xx	xx.xx	xx.xx	xx.xx	xx.xx	xx.xx	xx.xx	xx.xx
NATO	xx.xx	xx.xx	xx.xx	xx.xx	xx.xx	xx.xx	xx.xx	xx.xx

Table 264. Global Book Printing & Packaging Services Market Size, by Black-and-White Interiors, by Country, 2017-2040 (USD Million)

Country	2017	2024	2025	2026	2027	2032	2040	CAGR (%)
Australia	xx.xx	xx.xx	xx.xx	xx.xx	xx.xx	xx.xx	xx.xx	xx.xx
Brazil	xx.xx	xx.xx	xx.xx	xx.xx	xx.xx	xx.xx	xx.xx	xx.xx
Canada	xx.xx	xx.xx	xx.xx	xx.xx	xx.xx	xx.xx	xx.xx	xx.xx
China	xx.xx	xx.xx	xx.xx	xx.xx	xx.xx	xx.xx	xx.xx	xx.xx
France	xx.xx	xx.xx	xx.xx	xx.xx	xx.xx	xx.xx	xx.xx	xx.xx
Germany	xx.xx	xx.xx	xx.xx	xx.xx	xx.xx	xx.xx	xx.xx	xx.xx
India	xx.xx	xx.xx	xx.xx	xx.xx	xx.xx	xx.xx	xx.xx	xx.xx
Italy	xx.xx	xx.xx	xx.xx	xx.xx	xx.xx	xx.xx	xx.xx	xx.xx
Japan	xx.xx	xx.xx	xx.xx	xx.xx	xx.xx	xx.xx	xx.xx	xx.xx
Mexico	xx.xx	xx.xx	xx.xx	xx.xx	xx.xx	xx.xx	xx.xx	xx.xx
Russia	xx.xx	xx.xx	xx.xx	xx.xx	xx.xx	xx.xx	xx.xx	xx.xx
South Korea	xx.xx	xx.xx	xx.xx	xx.xx	xx.xx	xx.xx	xx.xx	xx.xx
Spain	xx.xx	xx.xx	xx.xx	xx.xx	xx.xx	xx.xx	xx.xx	xx.xx
United Kingdom	xx.xx	xx.xx	xx.xx	xx.xx	xx.xx	xx.xx	xx.xx	xx.xx
United States	xx.xx	xx.xx	xx.xx	xx.xx	xx.xx	xx.xx	xx.xx	xx.xx
Others	xx.xx	xx.xx	xx.xx	xx.xx	xx.xx	xx.xx	xx.xx	xx.xx
Total	**xx.xx**	**xx.xx**	**xx.xx**	**xx.xx**	**xx.xx**	**xx.xx**	**xx.xx**	**xx.xx**

Sources & Evidence

1. U.S. Government Publishing Office - Print Order Form 2511 Instructions

   · Taxonomy evidence: Black is an explicit interior-ink specification. ([gpo.gov](https://www.gpo.gov/docs/default-source/forms-standards-pdf-files/2511_instructions.pdf))

   · Taxonomy evidence: Black is explicitly listed as an interior text-ink specification. ([gpo.gov](https://www.gpo.gov/docs/default-source/forms-standards-pdf-files/2511_instructions.pdf))

   · Evidence informing base-year allocation inputs; displayed values and growth are calculated: GPO specifies black interior inks separately from cover inks, supporting the monochrome classification and underlying-book attribution premise, not its modeled sales weight. ([gpo.gov](https://www.gpo.gov/docs/default-source/forms-standards-pdf-files/2511_instructions.pdf))

   · Evidence informing forecast-year allocation inputs; displayed values and growth are calculated: GPO specifies black interior inks separately from cover inks, supporting the monochrome classification and underlying-book attribution premise, not its modeled sales weight. ([gpo.gov](https://www.gpo.gov/docs/default-source/forms-standards-pdf-files/2511_instructions.pdf))

2. European Book Publishing Statistics 2024
   - Evidence informing the 2024 market-value input; displayed series and growth include calculations: European publishers reported approximately EUR xx.xx of net book-sales revenue in 2024. The disclosed ebook and audiobook proportions inform the modeled xx.xx% physical-book revenue proportion; publisher revenue is an input, not printing-service revenue.
   - Evidence informing the 2025 market-value input; displayed series and growth include calculations: The 2024 publisher-revenue and format observations provide the European demand input carried into the 2025 estimate.
   - Evidence informing base-year allocation inputs; displayed values and growth are calculated: EUR xx.xx of 2024 publisher revenue and weakening physical volumes constrain the European demand weight and forecast, not directly observed service shares.
   ([fep-fee.eu](https://www.fep-fee.eu/European-Book-Publishing-Statistics-2024))
   - Evidence informing forecast-year allocation inputs; displayed values and growth are calculated: EUR xx.xx of 2024 publisher revenue and weakening physical volumes constrain the European demand weight and forecast, not directly observed service shares.
   ([fep-fee.eu](https://www.fep-fee.eu/European-Book-Publishing-Statistics-2024))

3. The Global Publishing Industry in 2022

- Evidence informing the 2024 market-value input; displayed series and growth include calculations: Table xx.xx supplies country-level publishing revenues and identifies differences between retail-value, publisher-revenue, print-only and prior-year observations. Selected non-European country observations are adjusted for physical formats and period before estimating production spending.
- Evidence informing the 2025 market-value input; displayed series and growth include calculations: The selected country observations contribute to the demand pool underlying the 2025 working estimate. Nielsen retail datasets elsewhere in the publication are not used.
- Evidence informing base-year allocation inputs; displayed values and growth are calculated: Country revenue/format proxies constrain commissioning weights. ([wipo.int](https://www.wipo.int/edocs/pubdocs/en/wipo-pub-xx.xx-2023-xx.xx-en-the-global-publishing-industry-in-2022.pdf))
- Evidence informing forecast-year allocation inputs; displayed values and growth are calculated: Country revenue/format proxies constrain commissioning weights. ([wipo.int](https://www.wipo.int/edocs/pubdocs/en/wipo-pub-xx.xx-2023-xx.xx-en-the-global-publishing-industry-in-2022.pdf))
- Evidence informing base-year allocation inputs; displayed values and growth are calculated: Revenue and registration proxies constrain allocation. ([wipo.int](https://www.wipo.int/edocs/pubdocs/en/wipo-pub-xx.xx-2023-xx.xx-en-the-global-publishing-industry-in-2022.pdf))
- Evidence informing forecast-year allocation inputs; displayed values and growth are calculated: Revenue and registration proxies constrain allocation. ([wipo.int](https://www.wipo.int/edocs/pubdocs/en/wipo-pub-xx.xx-2023-xx.xx-en-the-global-publishing-industry-in-2022.pdf))
- Evidence informing base-year allocation inputs; displayed values and growth are calculated: Revenue, format and title proxies constrain allocation. ([wipo.int](https://www.wipo.int/edocs/pubdocs/en/wipo-pub-xx.xx-2023-xx.xx-en-the-global-publishing-industry-in-2022.pdf))
- Evidence informing forecast-year allocation inputs; displayed values and growth are calculated: Revenue, format and title proxies constrain allocation. ([wipo.int](https://www.wipo.int/edocs/pubdocs/en/wipo-pub-xx.xx-2023-xx.xx-en-the-global-publishing-industry-in-2022.pdf))
- Evidence informing base-year allocation inputs; displayed values and growth are calculated: Turkish revenue constrains regional commissioning scale. ([wipo.int](https://www.wipo.int/edocs/pubdocs/en/wipo-pub-xx.xx-2023-xx.xx-en-the-global-publishing-industry-in-2022.pdf))
- Evidence informing forecast-year allocation inputs; displayed values and growth are calculated: Turkish revenue constrains regional commissioning scale. ([wipo.int](https://www.wipo.int/edocs/pubdocs/en/wipo-pub-xx.xx-2023-xx.xx-en-the-global-publishing-industry-in-2022.pdf))
- Evidence informing base-year allocation inputs; displayed values and growth are calculated: Nigerian registration activity supplies a modeled-demand input. ([wipo.int](https://www.wipo.int/edocs/pubdocs/en/wipo-pub-xx.xx-2023-xx.xx-en-the-global-publishing-industry-in-2022.pdf))
- Evidence informing forecast-year allocation inputs; displayed values and growth are calculated: Nigerian registration activity supplies a modeled-demand input. ([wipo.int](https://www.wipo.int/edocs/pubdocs/en/wipo-pub-xx.xx-2023-xx.xx-en-the-global-publishing-industry-in-2022.pdf))
- Evidence informing base-year allocation inputs; displayed values and growth are calculated: Country revenue, format and registration proxies constrain allocation. ([wipo.int](https://www.wipo.int/edocs/pubdocs/en/wipo-pub-xx.xx-2023-xx.xx-en-the-global-publishing-industry-in-2022.pdf))
- Evidence informing forecast-year allocation inputs; displayed values and growth are calculated: Country revenue, format and registration proxies constrain allocation. ([wipo.int](https://www.wipo.int/edocs/pubdocs/en/wipo-pub-xx.xx-2023-xx.xx-en-the-global-publishing-industry-in-2022.pdf))
- Evidence informing base-year allocation inputs; displayed values and growth are calculated: Table xx.xx education/total publishing-revenue ratios for the United States, India, Korea and Japan calibrate the end-use demand proxy used in the monochrome model; they are not interior-color observations. ([wipo.int](https://www.wipo.int/edocs/pubdocs/en/wipo-pub-xx.xx-2023-xx.xx-en-the-global-publishing-industry-in-2022.pdf))
- Evidence informing forecast-year allocation inputs; displayed values and growth are calculated: Table xx.xx education/total publishing-revenue ratios for the United States, India, Korea and Japan calibrate the end-use demand proxy used in the monochrome model; they are not interior-color observations.

4. 2024 年新闻出版统计公报

   · Evidence informing the 2024 market-value input; displayed series and growth include calculations: For 2024, the official table reports xx.xx book copies or sheets and CNY xx.xx of book-publishing revenue. These constrain the demand bridge and historical contraction, rather than directly measuring printing-service sales.

   · Evidence informing the 2025 market-value input; displayed series and growth include calculations: The 2024 book-publishing observation supplies the Chinese demand primitive for the 2025 model.

   · Evidence informing base-year allocation inputs; displayed values and growth are calculated: 2024 book-publishing revenue of CNY xx.xx supplies the physical-demand proxy; reported output contraction qualifies growth assumptions. ([nppa.gov.cn](https://www.nppa.gov.cn/xxgk/fdzdgknr/tjxx/xx.xx/P020251218382424228218.pdf))

   · Evidence informing forecast-year allocation inputs; displayed values and growth are calculated: 2024 book-publishing revenue of CNY xx.xx supplies the physical-demand proxy; reported output contraction qualifies growth assumptions. ([nppa.gov.cn](https://www.nppa.gov.cn/xxgk/fdzdgknr/tjxx/xx.xx/P020251218382424228218.pdf))

   · Evidence informing base-year allocation inputs; displayed values and growth are calculated: The Chinese book-publishing observation is a major regional demand input, distinct from all printing and packaging industry revenue. ([nppa.gov.cn](https://www.nppa.gov.cn/xxgk/fdzdgknr/tjxx/xx.xx/P020251218382424228218.pdf))

   · Evidence informing forecast-year allocation inputs; displayed values and growth are calculated: The Chinese book-publishing observation is a major regional demand input, distinct from all printing and packaging industry revenue. ([nppa.gov.cn](https://www.nppa.gov.cn/xxgk/fdzdgknr/tjxx/xx.xx/P020251218382424228218.pdf))

5. Foreign Exchange Rates - G.5A Annual, January 5, 2026

   · Evidence informing the 2024 market-value input; displayed series and growth include calculations: The official 2024 annual-average conversion inputs are USD xx.xx per EUR, CNY xx.xx per USD and CAD xx.xx per USD.

   · Evidence informing the 2025 market-value input; displayed series and growth include calculations: The exchange-rate table establishes the conversion basis of the preceding-year demand inputs used in the 2025 estimate; subsequent effective-USD price assumptions are modeled separately.

6. Book publishing industry, 2024 - Statistics Canada

   · Evidence informing the 2024 market-value input; displayed series and growth include calculations: Canadian publishers reported CAD xx.xx of print sales outside the online category and CAD xx.xx of online print sales in 2024. Their sum, rather than total operating revenue, supplies the physical-book demand input.

   · Evidence informing the 2025 market-value input; displayed series and growth include calculations: Reported cost of goods sold of CAD xx.xx, up CAD xx.xx from 2022, supplies a cost-pressure cross-check, not a directly attributable printing-services total.

   · Evidence informing base-year allocation inputs; displayed values and growth are calculated: CAD xx.xx plus CAD xx.xx of print sales supplies a physical-book commissioning proxy; digital growth constrains the forecast mix. ([www150.statcan.gc.ca](https://www150.statcan.gc.ca/n1/daily-quotidien/xx.xx/dq260205b-eng.pdf))

   · Evidence informing forecast-year allocation inputs; displayed values and growth are calculated: CAD xx.xx plus CAD xx.xx of print sales supplies a physical-book commissioning proxy; digital growth constrains the forecast mix. ([www150.statcan.gc.ca](https://www150.statcan.gc.ca/n1/daily-quotidien/xx.xx/dq260205b-eng.pdf))

   · Evidence informing base-year allocation inputs; displayed values and growth are calculated: The Canadian physical-book input contributes to the North American demand index; it is publisher revenue, not service receipts. ([www150.statcan.gc.ca](https://www150.statcan.gc.ca/n1/daily-quotidien/xx.xx/dq260205b-eng.pdf))

   · Evidence informing forecast-year allocation inputs; displayed values and growth are calculated: The Canadian physical-book input contributes to the North American demand index; it is publisher revenue, not service receipts. ([www150.statcan.gc.ca](https://www150.statcan.gc.ca/n1/daily-quotidien/xx.xx/dq260205b-eng.pdf))

7. U.S. Census Bureau - Books Printing: Shipments, annual table
   - Evidence informing the 2017 market-value input; displayed series and growth include calculations: U.S. books-printing shipments were USD xx.xx in 2017; this is a national production anchor for the historical model.
   - Evidence informing the 2018 market-value input; displayed series and growth include calculations: U.S. books-printing shipments were USD xx.xx in 2018.
   - Evidence informing the 2019 market-value input; displayed series and growth include calculations: U.S. books-printing shipments were USD xx.xx in 2019.
   - Evidence informing the 2020 market-value input; displayed series and growth include calculations: U.S. books-printing shipments were USD xx.xx in 2020.
   - Evidence informing the 2021 market-value input; displayed series and growth include calculations: U.S. books-printing shipments were USD xx.xx in 2021.
   - Evidence informing the 2022 market-value input; displayed series and growth include calculations: U.S. books-printing shipments were USD xx.xx in 2022.
   - Evidence informing the 2024 market-value input; displayed series and growth include calculations: U.S. books-printing shipments were USD xx.xx in 2024. This national industrial measure is narrower than the composite global service boundary.
8. U.S. Census Bureau - Book Publishers, All Establishments: Revenue, annual table
   - Evidence informing the 2024 market-value input; displayed series and growth include calculations: The Census annual series reports USD xx.xx of U.S. book-publisher revenue for 2024. A modeled xx.xx% physical-book proportion excludes digital and other adjacent receipts.
   - Evidence informing the 2025 market-value input; displayed series and growth include calculations: The 2024 Census observation replaces an older survey-based U.S. revenue bridge in the demand pool underlying 2025.
   - Evidence informing base-year allocation inputs; displayed values and growth are calculated: The official Census revenue-series page defines the publisher-receipt measure underlying the retained U.S. input; the exact 2024 cell was not independently re-extracted. ([fred.stlouisfed.org](https://fred.stlouisfed.org/data/AIES51113RCT00US))
   - Evidence informing forecast-year allocation inputs; displayed values and growth are calculated: The official Census revenue-series page defines the publisher-receipt measure underlying the retained U.S. input; the exact 2024 cell was not independently re-extracted. ([fred.stlouisfed.org](https://fred.stlouisfed.org/data/AIES51113RCT00US))
9. Scholastic Corporation - Form 10-K for the year ended May 31, 2025
   - Evidence informing the 2024 market-value input; displayed series and growth include calculations: Scholastic's fiscal 2024 product, service, production and inventory-reserve costs were xx.xx% of revenue; postage, freight, shipping, fulfillment and other costs were xx.xx%. These broad categories constrain, but do not directly establish, eligible outsourced-service spending.
   - Evidence informing the 2025 market-value input; displayed series and growth include calculations: The corresponding fiscal 2025 proportions were xx.xx% and xx.xx%. Royalties and prepublication amortization are separately disclosed, allowing their exclusion from the service-market bridge.

10. CEWE achieves all targets in 2025 and aims to further increase revenue and earnings in 2026
    - Evidence informing the 2025 market-value input; displayed series and growth include calculations: CEWE reported xx.xx CEWE PHOTOBOOK copies in 2025 versus xx.xx in 2024, supporting a positive specialty-book volume assumption without establishing global adoption.
    - Evidence informing the 2026 market-value input; displayed series and growth include calculations: Observed 2025 photobook growth informs the specialty-demand assumption for 2026; the market value remains modeled.
    - Evidence informing the 2032 market-value input; displayed series and growth include calculations: The observed specialty-book activity is a starting condition for the forecast, not independent proof of continued growth through 2032.
    - Evidence informing the 2040 market-value input; displayed series and growth include calculations: The forecast explicitly slows specialty-demand growth after 2032; this source supplies the initial commercial observation, not the long-term growth rate.
    - Evidence informing base-year allocation inputs; displayed values and growth are calculated: Company photobook activity constrains the materiality of specialty commissions; it does not establish the modeled European specialty multiplier or continued growth through 2032. ([ir.cewe.de](https://ir.cewe.de/en/news/cewe-achieves-all-targets-in-2025-and-aims-to-further-increase-revenue-and-earnings-in/70292c17-c943-xx.xx-bd11-4323b6ce54d8))
    - Evidence informing forecast-year allocation inputs; displayed values and growth are calculated: Company photobook activity constrains the materiality of specialty commissions; it does not establish the modeled European specialty multiplier or continued growth through 2032. ([ir.cewe.de](https://ir.cewe.de/en/news/cewe-achieves-all-targets-in-2025-and-aims-to-further-increase-revenue-and-earnings-in/70292c17-c943-xx.xx-bd11-4323b6ce54d8))
11. Paperback Printing Cost - Kindle Direct Publishing
    - Evidence informing the 2025 market-value input; displayed series and growth include calculations: The inspected U.S. paperback schedule charges USD xx.xx plus USD xx.xx per page for the specified regular-trim black-ink category. It provides a contemporary commercial price comparison for the assumed USD xx.xx self-publishing production receipt, not an observed historical price or volume.
    - Evidence informing the 2026 market-value input; displayed series and growth include calculations: The schedule distinguishes printing charges from royalties and retail list prices, supporting the production-receipt boundary used in the estimate.
    - Evidence informing base-year allocation inputs; displayed values and growth are calculated: The current U.S. regular-trim black-ink schedule charges USD xx.xx plus USD xx.xx per page, yielding USD xx.xx for xx.xx pages. This is a contemporary price comparator, not a historical global average. ([kdp.amazon.com](https://kdp.amazon.com/en_US/help/topic/G201834340))
    - Evidence informing forecast-year allocation inputs; displayed values and growth are calculated: The current U.S. regular-trim black-ink schedule charges USD xx.xx plus USD xx.xx per page, yielding USD xx.xx for xx.xx pages. This is a contemporary price comparator, not a historical global average. ([kdp.amazon.com](https://kdp.amazon.com/en_US/help/topic/G201834340))
12. European Book Publishing Statistics 2017
    - Evidence informing the 2017 market-value input; displayed series and growth include calculations: The association's primary survey reports approximately EUR xx.xx of European net publisher revenue for 2017, constraining the pre-pandemic demand level.
13. European Book Publishing Statistics 2019
    - Evidence informing the 2018 market-value input; displayed series and growth include calculations: The association reports approximately EUR xx.xx of publisher revenue for 2018.
    - Evidence informing the 2019 market-value input; displayed series and growth include calculations: The association reports approximately EUR xx.xx for 2019 and identifies a questionnaire change that limits exact comparability with earlier observations.

14. 2021 年新闻出版产业分析报告

- Evidence informing the 2020 market-value input; displayed series and growth include calculations: The official report's 2021 comparison identifies a substantial rebound from 2020, constraining the pandemic-recovery bridge.
- Evidence informing the 2021 market-value input; displayed series and growth include calculations: China reported xx.xx book copies or sheets in 2021, up xx.xx%; the report also distinguishes textbook output and reprints.
- Evidence informing base-year allocation inputs; displayed values and growth are calculated: China's official 2021 textbook share was xx.xx% of book copies. It supplies an older educational-activity proxy, not a monochrome share. ([nppa.gov.cn](https://www.nppa.gov.cn/xxgk/fdzdgknr/tjxx/xx.xx/P020230530667517704140.pdf))
- Evidence informing forecast-year allocation inputs; displayed values and growth are calculated: China's official 2021 textbook share was xx.xx% of book copies. It supplies an older educational-activity proxy, not a monochrome share. ([nppa.gov.cn](https://www.nppa.gov.cn/xxgk/fdzdgknr/tjxx/xx.xx/P020230530667517704140.pdf))

15. European Book Publishing Statistics 2023

- Evidence informing the 2022 market-value input; displayed series and growth include calculations: European net publisher revenue was approximately EUR xx.xx in 2022; the association describes paper-cost pressure and price-led growth.

16. Foreign Exchange Rates - G.5A Annual, January 5, 2026

- Evidence informing base-year allocation inputs; displayed values and growth are calculated: Official annual-average exchange-rate methodology supports the frozen common-USD conversion convention; it does not measure service demand. ([federalreserve.gov](https://www.federalreserve.gov/releases/g5a/xx.xx/))
- Evidence informing forecast-year allocation inputs; displayed values and growth are calculated: Official annual-average exchange-rate methodology supports the frozen common-USD conversion convention; it does not measure service demand. ([federalreserve.gov](https://www.federalreserve.gov/releases/g5a/xx.xx/))
- Evidence informing base-year allocation inputs; displayed values and growth are calculated: The annual currency-conversion convention prevents mixing local-currency demand inputs with USD allocation weights. ([federalreserve.gov](https://www.federalreserve.gov/releases/g5a/xx.xx/))
- Evidence informing forecast-year allocation inputs; displayed values and growth are calculated: The annual currency-conversion convention prevents mixing local-currency demand inputs with USD allocation weights. ([federalreserve.gov](https://www.federalreserve.gov/releases/g5a/xx.xx/))

17. GCC Statistical Center - Education Statistics 2024 announcement, March 23, 2026

- Evidence informing base-year allocation inputs; displayed values and growth are calculated: Approximately xx.xx general-school pupils constrain the regional educational customer pool; national apportionment and monetization are assumed. ([gccstat.org](https://www.gccstat.org/news/xx.xx))
- Evidence informing forecast-year allocation inputs; displayed values and growth are calculated: Approximately xx.xx general-school pupils constrain the regional educational customer pool; national apportionment and monetization are assumed. ([gccstat.org](https://www.gccstat.org/news/xx.xx))

18. South African Book Publishing Industry Survey 2023-2024

- Evidence informing base-year allocation inputs; displayed values and growth are calculated: The transparent national publisher survey supplies a regional commercial comparator, not an observed African printing-service total. ([publishsa.co.za](https://publishsa.co.za/wp-content/uploads/2025/xx.xx/South-African-Book-Publishing-Industry-Survey-2023-2024.pdf))
- Evidence informing forecast-year allocation inputs; displayed values and growth are calculated: The transparent national publisher survey supplies a regional commercial comparator, not an observed African printing-service total. ([publishsa.co.za](https://publishsa.co.za/wp-content/uploads/2025/xx.xx/South-African-Book-Publishing-Industry-Survey-2023-2024.pdf))

19. Ministry of Education - Press conference release, December 17, 2024
    - Evidence informing base-year allocation inputs; displayed values and growth are calculated: The announced increase in annual NCERT textbook printing from xx.xx to xx.xx supports an educational-demand mechanism, not realized supplier receipts or the modeled forecast share. ([education.gov.in](https://www.education.gov.in/sites/upload_files/mhrd/files/PIB%20releae%20of%20the%20Press%20Conference%20held%20today.pdf))
    - Evidence informing forecast-year allocation inputs; displayed values and growth are calculated: The announced increase in annual NCERT textbook printing from xx.xx to xx.xx supports an educational-demand mechanism, not realized supplier receipts or the modeled forecast share. ([education.gov.in](https://www.education.gov.in/sites/upload_files/mhrd/files/PIB%20releae%20of%20the%20Press%20Conference%20held%20today.pdf))
20. Global Connect - Ingram Content Group
    - Evidence informing base-year allocation inputs; displayed values and growth are calculated: Agreement-dependent network access does not quantify Brazilian commissions or guarantee institutional awards. ([resources.ingramcontent.com](https://resources.ingramcontent.com/publishers/global-connect))
    - Evidence informing forecast-year allocation inputs; displayed values and growth are calculated: Agreement-dependent network access does not quantify Brazilian commissions or guarantee institutional awards. ([resources.ingramcontent.com](https://resources.ingramcontent.com/publishers/global-connect))
21. Paperback and Hardcover Distribution Rights - Kindle Direct Publishing
    - Evidence informing base-year allocation inputs; displayed values and growth are calculated: The marketplace-specific physical-book distribution restriction is not evidence of zero Mexican printing and packaging demand. ([kdp.amazon.com](https://kdp.amazon.com/en_US/help/topic/G201834280))
    - Evidence informing forecast-year allocation inputs; displayed values and growth are calculated: The marketplace-specific physical-book distribution restriction is not evidence of zero Mexican printing and packaging demand. ([kdp.amazon.com](https://kdp.amazon.com/en_US/help/topic/G201834280))
22. Print Options
    - Evidence informing base-year allocation inputs; displayed values and growth are calculated: KDP distinguishes black-and-white from color records and locks ink type after publication. These platform-specific conditions qualify switching assumptions, not market weights. ([kdp.amazon.com](https://kdp.amazon.com/en_US/help/topic/G201834180))
    - Evidence informing forecast-year allocation inputs; displayed values and growth are calculated: KDP distinguishes black-and-white from color records and locks ink type after publication. These platform-specific conditions qualify switching assumptions, not market weights. ([kdp.amazon.com](https://kdp.amazon.com/en_US/help/topic/G201834180))

17.2. Full-Color Interiors

Table 265. Global Book Printing & Packaging Services Market Size, by Full-Color Interiors, by Region, 2017-2040 (USD Million)

Region	2017	2024	2025	2026	2027	2032	2040	CAGR (%)
Africa	xx.xx	xx.xx	xx.xx	xx.xx	xx.xx	xx.xx	xx.xx	xx.xx
Asia-Pacific	xx.xx	xx.xx	xx.xx	xx.xx	xx.xx	xx.xx	xx.xx	xx.xx
Europe	xx.xx	xx.xx	xx.xx	xx.xx	xx.xx	xx.xx	xx.xx	xx.xx
Latin America	xx.xx	xx.xx	xx.xx	xx.xx	xx.xx	xx.xx	xx.xx	xx.xx
Middle East	xx.xx	xx.xx	xx.xx	xx.xx	xx.xx	xx.xx	xx.xx	xx.xx
North America	xx.xx	xx.xx	xx.xx	xx.xx	xx.xx	xx.xx	xx.xx	xx.xx
Total	**xx.xx**	**xx.xx**	**xx.xx**	**xx.xx**	**xx.xx**	**xx.xx**	**xx.xx**	**xx.xx**

Table 266. Global Book Printing & Packaging Services Market Size, by Full-Color Interiors, by Group, 2017-2040 (USD Million)

Group	2017	2024	2025	2026	2027	2032	2040	CAGR (%)
ASEAN	xx.xx	xx.xx	xx.xx	xx.xx	xx.xx	xx.xx	xx.xx	xx.xx
BRICS	xx.xx	xx.xx	xx.xx	xx.xx	xx.xx	xx.xx	xx.xx	xx.xx
European Union	xx.xx	xx.xx	xx.xx	xx.xx	xx.xx	xx.xx	xx.xx	xx.xx
G7	xx.xx	xx.xx	xx.xx	xx.xx	xx.xx	xx.xx	xx.xx	xx.xx
GCC	xx.xx	xx.xx	xx.xx	xx.xx	xx.xx	xx.xx	xx.xx	xx.xx
NATO	xx.xx	xx.xx	xx.xx	xx.xx	xx.xx	xx.xx	xx.xx	xx.xx

Table 267. Global Book Printing & Packaging Services Market Size, by Full-Color Interiors, by Country, 2017-2040 (USD Million)

Country	2017	2024	2025	2026	2027	2032	2040	CAGR (%)
Australia	xx.xx	xx.xx	xx.xx	xx.xx	xx.xx	xx.xx	xx.xx	xx.xx
Brazil	xx.xx	xx.xx	xx.xx	xx.xx	xx.xx	xx.xx	xx.xx	xx.xx
Canada	xx.xx	xx.xx	xx.xx	xx.xx	xx.xx	xx.xx	xx.xx	xx.xx
China	xx.xx	xx.xx	xx.xx	xx.xx	xx.xx	xx.xx	xx.xx	xx.xx
France	xx.xx	xx.xx	xx.xx	xx.xx	xx.xx	xx.xx	xx.xx	xx.xx
Germany	xx.xx	xx.xx	xx.xx	xx.xx	xx.xx	xx.xx	xx.xx	xx.xx
India	xx.xx	xx.xx	xx.xx	xx.xx	xx.xx	xx.xx	xx.xx	xx.xx
Italy	xx.xx	xx.xx	xx.xx	xx.xx	xx.xx	xx.xx	xx.xx	xx.xx
Japan	xx.xx	xx.xx	xx.xx	xx.xx	xx.xx	xx.xx	xx.xx	xx.xx
Mexico	xx.xx	xx.xx	xx.xx	xx.xx	xx.xx	xx.xx	xx.xx	xx.xx
Russia	xx.xx	xx.xx	xx.xx	xx.xx	xx.xx	xx.xx	xx.xx	xx.xx
South Korea	xx.xx	xx.xx	xx.xx	xx.xx	xx.xx	xx.xx	xx.xx	xx.xx
Spain	xx.xx	xx.xx	xx.xx	xx.xx	xx.xx	xx.xx	xx.xx	xx.xx
United Kingdom	xx.xx	xx.xx	xx.xx	xx.xx	xx.xx	xx.xx	xx.xx	xx.xx
United States	xx.xx	xx.xx	xx.xx	xx.xx	xx.xx	xx.xx	xx.xx	xx.xx
Others	xx.xx	xx.xx	xx.xx	xx.xx	xx.xx	xx.xx	xx.xx	xx.xx
Total	**xx.xx**	**xx.xx**	**xx.xx**	**xx.xx**	**xx.xx**	**xx.xx**	**xx.xx**	**xx.xx**

Sources & Evidence

1. U.S. Government Publishing Office - Print Order Form 2511 Instructions

   · Taxonomy evidence: Four-color process is identified as full color for interiors. ([gpo.gov](https://www.gpo.gov/docs/default-source/forms-standards-pdf-files/2511_instructions.pdf))

   · Taxonomy evidence: Four-color process, identified as full color, is explicitly listed for interior text inks. ([gpo.gov](https://www.gpo.gov/docs/default-source/forms-standards-pdf-files/2511_instructions.pdf))

   · Evidence informing base-year allocation inputs; displayed values and growth are calculated: Four-color process is identified as full color for interior pages; cover color is separately specified. This supports classification at both modeled anchors. ([gpo.gov](https://www.gpo.gov/docs/default-source/forms-standards-pdf-files/2511_instructions.pdf))

   · Evidence informing forecast-year allocation inputs; displayed values and growth are calculated: Four-color process is identified as full color for interior pages; cover color is separately specified. This supports classification at both modeled anchors. ([gpo.gov](https://www.gpo.gov/docs/default-source/forms-standards-pdf-files/2511_instructions.pdf))

2. European Book Publishing Statistics 2024

   · Evidence informing the 2024 market-value input; displayed series and growth include calculations: European publishers reported approximately EUR xx.xx of net book-sales revenue in 2024. The disclosed ebook and audiobook proportions inform the modeled xx.xx% physical-book revenue proportion; publisher revenue is an input, not printing-service revenue.

   · Evidence informing the 2025 market-value input; displayed series and growth include calculations: The 2024 publisher-revenue and format observations provide the European demand input carried into the 2025 estimate.

   · Evidence informing base-year allocation inputs; displayed values and growth are calculated: EUR xx.xx of 2024 publisher revenue and weakening physical volumes constrain the European demand weight and forecast, not directly observed service shares. ([fep-fee.eu](https://www.fep-fee.eu/European-Book-Publishing-Statistics-2024))

   · Evidence informing forecast-year allocation inputs; displayed values and growth are calculated: EUR xx.xx of 2024 publisher revenue and weakening physical volumes constrain the European demand weight and forecast, not directly observed service shares. ([fep-fee.eu](https://www.fep-fee.eu/European-Book-Publishing-Statistics-2024))

3. The Global Publishing Industry in 2022

- Evidence informing the 2024 market-value input; displayed series and growth include calculations: Table xx.xx supplies country-level publishing revenues and identifies differences between retail-value, publisher-revenue, print-only and prior-year observations. Selected non-European country observations are adjusted for physical formats and period before estimating production spending.
- Evidence informing the 2025 market-value input; displayed series and growth include calculations: The selected country observations contribute to the demand pool underlying the 2025 working estimate. Nielsen retail datasets elsewhere in the publication are not used.
- Evidence informing base-year allocation inputs; displayed values and growth are calculated: Country revenue/format proxies constrain commissioning weights. ([wipo.int](https://www.wipo.int/edocs/pubdocs/en/wipo-pub-xx.xx-2023-xx.xx-en-the-global-publishing-industry-in-2022.pdf))
- Evidence informing forecast-year allocation inputs; displayed values and growth are calculated: Country revenue/format proxies constrain commissioning weights. ([wipo.int](https://www.wipo.int/edocs/pubdocs/en/wipo-pub-xx.xx-2023-xx.xx-en-the-global-publishing-industry-in-2022.pdf))
- Evidence informing base-year allocation inputs; displayed values and growth are calculated: Revenue and registration proxies constrain allocation. ([wipo.int](https://www.wipo.int/edocs/pubdocs/en/wipo-pub-xx.xx-2023-xx.xx-en-the-global-publishing-industry-in-2022.pdf))
- Evidence informing forecast-year allocation inputs; displayed values and growth are calculated: Revenue and registration proxies constrain allocation. ([wipo.int](https://www.wipo.int/edocs/pubdocs/en/wipo-pub-xx.xx-2023-xx.xx-en-the-global-publishing-industry-in-2022.pdf))
- Evidence informing base-year allocation inputs; displayed values and growth are calculated: Revenue, format and title proxies constrain allocation. ([wipo.int](https://www.wipo.int/edocs/pubdocs/en/wipo-pub-xx.xx-2023-xx.xx-en-the-global-publishing-industry-in-2022.pdf))
- Evidence informing forecast-year allocation inputs; displayed values and growth are calculated: Revenue, format and title proxies constrain allocation. ([wipo.int](https://www.wipo.int/edocs/pubdocs/en/wipo-pub-xx.xx-2023-xx.xx-en-the-global-publishing-industry-in-2022.pdf))
- Evidence informing base-year allocation inputs; displayed values and growth are calculated: Turkish revenue constrains regional commissioning scale. ([wipo.int](https://www.wipo.int/edocs/pubdocs/en/wipo-pub-xx.xx-2023-xx.xx-en-the-global-publishing-industry-in-2022.pdf))
- Evidence informing forecast-year allocation inputs; displayed values and growth are calculated: Turkish revenue constrains regional commissioning scale. ([wipo.int](https://www.wipo.int/edocs/pubdocs/en/wipo-pub-xx.xx-2023-xx.xx-en-the-global-publishing-industry-in-2022.pdf))
- Evidence informing base-year allocation inputs; displayed values and growth are calculated: Nigerian registration activity supplies a modeled-demand input. ([wipo.int](https://www.wipo.int/edocs/pubdocs/en/wipo-pub-xx.xx-2023-xx.xx-en-the-global-publishing-industry-in-2022.pdf))
- Evidence informing forecast-year allocation inputs; displayed values and growth are calculated: Nigerian registration activity supplies a modeled-demand input. ([wipo.int](https://www.wipo.int/edocs/pubdocs/en/wipo-pub-xx.xx-2023-xx.xx-en-the-global-publishing-industry-in-2022.pdf))
- Evidence informing base-year allocation inputs; displayed values and growth are calculated: Country revenue, format and registration proxies constrain allocation. ([wipo.int](https://www.wipo.int/edocs/pubdocs/en/wipo-pub-xx.xx-2023-xx.xx-en-the-global-publishing-industry-in-2022.pdf))
- Evidence informing forecast-year allocation inputs; displayed values and growth are calculated: Country revenue, format and registration proxies constrain allocation. ([wipo.int](https://www.wipo.int/edocs/pubdocs/en/wipo-pub-xx.xx-2023-xx.xx-en-the-global-publishing-industry-in-2022.pdf))
- Evidence informing base-year allocation inputs; displayed values and growth are calculated: Sector revenue ratios calibrate the full-color model's educational versus trade exposure. Older periods and differing digital coverage require an explicit physical-demand bridge. ([wipo.int](https://www.wipo.int/edocs/pubdocs/en/wipo-pub-xx.xx-2023-xx.xx-en-the-global-publishing-industry-in-2022.pdf))
- Evidence informing forecast-year allocation inputs; displayed values and growth are calculated: Sector revenue ratios calibrate the full-color model's educational versus trade exposure. Older periods and differing digital coverage require an explicit physical-demand bridge.

4. 2024 年新闻出版统计公报

   · Evidence informing the 2024 market-value input; displayed series and growth include calculations: For 2024, the official table reports xx.xx book copies or sheets and CNY xx.xx of book-publishing revenue. These constrain the demand bridge and historical contraction, rather than directly measuring printing-service sales.

   · Evidence informing the 2025 market-value input; displayed series and growth include calculations: The 2024 book-publishing observation supplies the Chinese demand primitive for the 2025 model.

   · Evidence informing base-year allocation inputs; displayed values and growth are calculated: 2024 book-publishing revenue of CNY xx.xx supplies the physical-demand proxy; reported output contraction qualifies growth assumptions. ([nppa.gov.cn](https://www.nppa.gov.cn/xxgk/fdzdgknr/tjxx/xx.xx/P020251218382424228218.pdf))

   · Evidence informing forecast-year allocation inputs; displayed values and growth are calculated: 2024 book-publishing revenue of CNY xx.xx supplies the physical-demand proxy; reported output contraction qualifies growth assumptions. ([nppa.gov.cn](https://www.nppa.gov.cn/xxgk/fdzdgknr/tjxx/xx.xx/P020251218382424228218.pdf))

   · Evidence informing base-year allocation inputs; displayed values and growth are calculated: The Chinese book-publishing observation is a major regional demand input, distinct from all printing and packaging industry revenue. ([nppa.gov.cn](https://www.nppa.gov.cn/xxgk/fdzdgknr/tjxx/xx.xx/P020251218382424228218.pdf))

   · Evidence informing forecast-year allocation inputs; displayed values and growth are calculated: The Chinese book-publishing observation is a major regional demand input, distinct from all printing and packaging industry revenue. ([nppa.gov.cn](https://www.nppa.gov.cn/xxgk/fdzdgknr/tjxx/xx.xx/P020251218382424228218.pdf))

5. Foreign Exchange Rates - G.5A Annual, January 5, 2026

   · Evidence informing the 2024 market-value input; displayed series and growth include calculations: The official 2024 annual-average conversion inputs are USD xx.xx per EUR, CNY xx.xx per USD and CAD xx.xx per USD.

   · Evidence informing the 2025 market-value input; displayed series and growth include calculations: The exchange-rate table establishes the conversion basis of the preceding-year demand inputs used in the 2025 estimate; subsequent effective-USD price assumptions are modeled separately.

6. Book publishing industry, 2024 - Statistics Canada

   · Evidence informing the 2024 market-value input; displayed series and growth include calculations: Canadian publishers reported CAD xx.xx of print sales outside the online category and CAD xx.xx of online print sales in 2024. Their sum, rather than total operating revenue, supplies the physical-book demand input.

   · Evidence informing the 2025 market-value input; displayed series and growth include calculations: Reported cost of goods sold of CAD xx.xx, up CAD xx.xx from 2022, supplies a cost-pressure cross-check, not a directly attributable printing-services total.

   · Evidence informing base-year allocation inputs; displayed values and growth are calculated: CAD xx.xx plus CAD xx.xx of print sales supplies a physical-book commissioning proxy; digital growth constrains the forecast mix. ([www150.statcan.gc.ca](https://www150.statcan.gc.ca/n1/daily-quotidien/xx.xx/dq260205b-eng.pdf))

   · Evidence informing forecast-year allocation inputs; displayed values and growth are calculated: CAD xx.xx plus CAD xx.xx of print sales supplies a physical-book commissioning proxy; digital growth constrains the forecast mix. ([www150.statcan.gc.ca](https://www150.statcan.gc.ca/n1/daily-quotidien/xx.xx/dq260205b-eng.pdf))

   · Evidence informing base-year allocation inputs; displayed values and growth are calculated: The Canadian physical-book input contributes to the North American demand index; it is publisher revenue, not service receipts. ([www150.statcan.gc.ca](https://www150.statcan.gc.ca/n1/daily-quotidien/xx.xx/dq260205b-eng.pdf))

   · Evidence informing forecast-year allocation inputs; displayed values and growth are calculated: The Canadian physical-book input contributes to the North American demand index; it is publisher revenue, not service receipts. ([www150.statcan.gc.ca](https://www150.statcan.gc.ca/n1/daily-quotidien/xx.xx/dq260205b-eng.pdf))

7. U.S. Census Bureau - Books Printing: Shipments, annual table
   - Evidence informing the 2017 market-value input; displayed series and growth include calculations: U.S. books-printing shipments were USD xx.xx in 2017; this is a national production anchor for the historical model.
   - Evidence informing the 2018 market-value input; displayed series and growth include calculations: U.S. books-printing shipments were USD xx.xx in 2018.
   - Evidence informing the 2019 market-value input; displayed series and growth include calculations: U.S. books-printing shipments were USD xx.xx in 2019.
   - Evidence informing the 2020 market-value input; displayed series and growth include calculations: U.S. books-printing shipments were USD xx.xx in 2020.
   - Evidence informing the 2021 market-value input; displayed series and growth include calculations: U.S. books-printing shipments were USD xx.xx in 2021.
   - Evidence informing the 2022 market-value input; displayed series and growth include calculations: U.S. books-printing shipments were USD xx.xx in 2022.
   - Evidence informing the 2024 market-value input; displayed series and growth include calculations: U.S. books-printing shipments were USD xx.xx in 2024. This national industrial measure is narrower than the composite global service boundary.
8. U.S. Census Bureau - Book Publishers, All Establishments: Revenue, annual table
   - Evidence informing the 2024 market-value input; displayed series and growth include calculations: The Census annual series reports USD xx.xx of U.S. book-publisher revenue for 2024. A modeled xx.xx% physical-book proportion excludes digital and other adjacent receipts.
   - Evidence informing the 2025 market-value input; displayed series and growth include calculations: The 2024 Census observation replaces an older survey-based U.S. revenue bridge in the demand pool underlying 2025.
   - Evidence informing base-year allocation inputs; displayed values and growth are calculated: The official Census revenue-series page defines the publisher-receipt measure underlying the retained U.S. input; the exact 2024 cell was not independently re-extracted. ([fred.stlouisfed.org](https://fred.stlouisfed.org/data/AIES51113RCT00US))
   - Evidence informing forecast-year allocation inputs; displayed values and growth are calculated: The official Census revenue-series page defines the publisher-receipt measure underlying the retained U.S. input; the exact 2024 cell was not independently re-extracted. ([fred.stlouisfed.org](https://fred.stlouisfed.org/data/AIES51113RCT00US))
9. Scholastic Corporation - Form 10-K for the year ended May 31, 2025
   - Evidence informing the 2024 market-value input; displayed series and growth include calculations: Scholastic's fiscal 2024 product, service, production and inventory-reserve costs were xx.xx% of revenue; postage, freight, shipping, fulfillment and other costs were xx.xx%. These broad categories constrain, but do not directly establish, eligible outsourced-service spending.
   - Evidence informing the 2025 market-value input; displayed series and growth include calculations: The corresponding fiscal 2025 proportions were xx.xx% and xx.xx%. Royalties and prepublication amortization are separately disclosed, allowing their exclusion from the service-market bridge.

10. CEWE achieves all targets in 2025 and aims to further increase revenue and earnings in 2026

- Evidence informing the 2025 market-value input; displayed series and growth include calculations: CEWE reported xx.xx CEWE PHOTOBOOK copies in 2025 versus xx.xx in 2024, supporting a positive specialty-book volume assumption without establishing global adoption.
- Evidence informing the 2026 market-value input; displayed series and growth include calculations: Observed 2025 photobook growth informs the specialty-demand assumption for 2026; the market value remains modeled.
- Evidence informing the 2032 market-value input; displayed series and growth include calculations: The observed specialty-book activity is a starting condition for the forecast, not independent proof of continued growth through 2032.
- Evidence informing the 2040 market-value input; displayed series and growth include calculations: The forecast explicitly slows specialty-demand growth after 2032; this source supplies the initial commercial observation, not the long-term growth rate.
- Evidence informing base-year allocation inputs; displayed values and growth are calculated: Company photobook activity constrains the materiality of specialty commissions; it does not establish the modeled European specialty multiplier or continued growth through 2032. ([ir.cewe.de](https://ir.cewe.de/en/news/cewe-achieves-all-targets-in-2025-and-aims-to-further-increase-revenue-and-earnings-in/70292c17-c943-xx.xx-bd11-4323b6ce54d8))
- Evidence informing forecast-year allocation inputs; displayed values and growth are calculated: Company photobook activity constrains the materiality of specialty commissions; it does not establish the modeled European specialty multiplier or continued growth through 2032. ([ir.cewe.de](https://ir.cewe.de/en/news/cewe-achieves-all-targets-in-2025-and-aims-to-further-increase-revenue-and-earnings-in/70292c17-c943-xx.xx-bd11-4323b6ce54d8))
- Evidence informing base-year allocation inputs; displayed values and growth are calculated: CEWE reports xx.xx photobooks in 2025 versus xx.xx in 2024. This constrains specialty-book activity and supplies a positive starting signal, not global photobook volume or continued growth through 2032. ([ir.cewe.de](https://ir.cewe.de/en/news/cewe-achieves-all-targets-in-2025-and-aims-to-further-increase-revenue-and-earnings-in/70292c17-c943-xx.xx-bd11-4323b6ce54d8))
- Evidence informing forecast-year allocation inputs; displayed values and growth are calculated: CEWE reports xx.xx photobooks in 2025 versus xx.xx in 2024. This constrains specialty-book activity and supplies a positive starting signal, not global photobook volume or continued growth through 2032. ([ir.cewe.de](https://ir.cewe.de/en/news/cewe-achieves-all-targets-in-2025-and-aims-to-further-increase-revenue-and-earnings-in/70292c17-c943-xx.xx-bd11-4323b6ce54d8))

11. Paperback Printing Cost - Kindle Direct Publishing

- Evidence informing the 2025 market-value input; displayed series and growth include calculations: The inspected U.S. paperback schedule charges USD xx.xx plus USD xx.xx per page for the specified regular-trim black-ink category. It provides a contemporary commercial price comparison for the assumed USD xx.xx self-publishing production receipt, not an observed historical price or volume.
- Evidence informing the 2026 market-value input; displayed series and growth include calculations: The schedule distinguishes printing charges from royalties and retail list prices, supporting the production-receipt boundary used in the estimate.
- Evidence informing base-year allocation inputs; displayed values and growth are calculated: The comparable standard and premium color charges calculate to USD xx.xx and USD xx.xx. They constrain relative manufacturing receipts; future pricing and global extrapolation remain assumptions. ([kdp.amazon.com](https://kdp.amazon.com/en_US/help/topic/G201834340))
- Evidence informing forecast-year allocation inputs; displayed values and growth are calculated: The comparable standard and premium color charges calculate to USD xx.xx and USD xx.xx. They constrain relative manufacturing receipts; future pricing and global extrapolation remain assumptions. ([kdp.amazon.com](https://kdp.amazon.com/en_US/help/topic/G201834340))

12. European Book Publishing Statistics 2017

- Evidence informing the 2017 market-value input; displayed series and growth include calculations: The association's primary survey reports approximately EUR xx.xx of European net publisher revenue for 2017, constraining the pre-pandemic demand level.

13. European Book Publishing Statistics 2019

- Evidence informing the 2018 market-value input; displayed series and growth include calculations: The association reports approximately EUR xx.xx of publisher revenue for 2018.
- Evidence informing the 2019 market-value input; displayed series and growth include calculations: The association reports approximately EUR xx.xx for 2019 and identifies a questionnaire change that limits exact comparability with earlier observations.

14. 2021 年新闻出版产业分析报告

- Evidence informing the 2020 market-value input; displayed series and growth include calculations: The official report's 2021 comparison identifies a substantial rebound from 2020, constraining the pandemic-recovery bridge.
- Evidence informing the 2021 market-value input; displayed series and growth include calculations: China reported xx.xx book copies or sheets in 2021, up xx.xx%; the report also distinguishes textbook output and reprints.
- Evidence informing base-year allocation inputs; displayed values and growth are calculated: The educational-activity observation contributes to the shared demand proxy carried into the full-color base and forecast models; no color split is reported. ([nppa.gov.cn](https://www.nppa.gov.cn/xxgk/fdzdgknr/tjxx/xx.xx/P020230530667517704140.pdf))
- Evidence informing forecast-year allocation inputs; displayed values and growth are calculated: The educational-activity observation contributes to the shared demand proxy carried into the full-color base and forecast models; no color split is reported. ([nppa.gov.cn](https://www.nppa.gov.cn/xxgk/fdzdgknr/tjxx/xx.xx/P020230530667517704140.pdf))

15. European Book Publishing Statistics 2023

- Evidence informing the 2022 market-value input; displayed series and growth include calculations: European net publisher revenue was approximately EUR xx.xx in 2022; the association describes paper-cost pressure and price-led growth.

16. Foreign Exchange Rates - G.5A Annual, January 5, 2026

- Evidence informing base-year allocation inputs; displayed values and growth are calculated: Official annual-average exchange-rate methodology supports the frozen common-USD conversion convention; it does not measure service demand. ([federalreserve.gov](https://www.federalreserve.gov/releases/g5a/xx.xx/))
- Evidence informing forecast-year allocation inputs; displayed values and growth are calculated: Official annual-average exchange-rate methodology supports the frozen common-USD conversion convention; it does not measure service demand. ([federalreserve.gov](https://www.federalreserve.gov/releases/g5a/xx.xx/))
- Evidence informing base-year allocation inputs; displayed values and growth are calculated: The annual currency-conversion convention prevents mixing local-currency demand inputs with USD allocation weights. ([federalreserve.gov](https://www.federalreserve.gov/releases/g5a/xx.xx/))
- Evidence informing forecast-year allocation inputs; displayed values and growth are calculated: The annual currency-conversion convention prevents mixing local-currency demand inputs with USD allocation weights. ([federalreserve.gov](https://www.federalreserve.gov/releases/g5a/xx.xx/))

17. GCC Statistical Center - Education Statistics 2024 announcement, March 23, 2026

- Evidence informing base-year allocation inputs; displayed values and growth are calculated: Approximately xx.xx general-school pupils constrain the regional educational customer pool; national apportionment and monetization are assumed. ([gccstat.org](https://www.gccstat.org/news/xx.xx))
- Evidence informing forecast-year allocation inputs; displayed values and growth are calculated: Approximately xx.xx general-school pupils constrain the regional educational customer pool; national apportionment and monetization are assumed. ([gccstat.org](https://www.gccstat.org/news/xx.xx))

18. South African Book Publishing Industry Survey 2023-2024

- Evidence informing base-year allocation inputs; displayed values and growth are calculated: The transparent national publisher survey supplies a regional commercial comparator, not an observed African printing-service total. ([publishsa.co.za](https://publishsa.co.za/wp-content/uploads/2025/xx.xx/South-African-Book-Publishing-Industry-Survey-2023-2024.pdf))
- Evidence informing forecast-year allocation inputs; displayed values and growth are calculated: The transparent national publisher survey supplies a regional commercial comparator, not an observed African printing-service total. ([publishsa.co.za](https://publishsa.co.za/wp-content/uploads/2025/xx.xx/South-African-Book-Publishing-Industry-Survey-2023-2024.pdf))

19. Ministry of Education - Press conference release, December 17, 2024

- Evidence informing base-year allocation inputs; displayed values and growth are calculated: The announced increase in annual NCERT textbook printing from xx.xx to xx.xx supports an educational-demand mechanism, not realized supplier receipts or the modeled forecast share. ([education.gov.in](https://www.education.gov.in/sites/upload_files/mhrd/files/PIB%20releae%20of%20the%20Press%20Conference%20held%20today.pdf))
- Evidence informing forecast-year allocation inputs; displayed values and growth are calculated: The announced increase in annual NCERT textbook printing from xx.xx to xx.xx supports an educational-demand mechanism, not realized supplier receipts or the modeled forecast share. ([education.gov.in](https://www.education.gov.in/sites/upload_files/mhrd/files/PIB%20releae%20of%20the%20Press%20Conference%20held%20today.pdf))

20. Global Connect - Ingram Content Group

- Evidence informing base-year allocation inputs; displayed values and growth are calculated: Agreement-dependent network access does not quantify Brazilian commissions or guarantee institutional awards. ([resources.ingramcontent.com](https://resources.ingramcontent.com/publishers/global-connect))
- Evidence informing forecast-year allocation inputs; displayed values and growth are calculated: Agreement-dependent network access does not quantify Brazilian commissions or guarantee institutional awards. ([resources.ingramcontent.com](https://resources.ingramcontent.com/publishers/global-connect))

21. Paperback and Hardcover Distribution Rights - Kindle Direct Publishing

- Evidence informing base-year allocation inputs; displayed values and growth are calculated: The marketplace-specific physical-book distribution restriction is not evidence of zero Mexican printing and packaging demand. ([kdp.amazon.com](https://kdp.amazon.com/en_US/help/topic/G201834280))
- Evidence informing forecast-year allocation inputs; displayed values and growth are calculated: The marketplace-specific physical-book distribution restriction is not evidence of zero Mexican printing and packaging demand. ([kdp.amazon.com](https://kdp.amazon.com/en_US/help/topic/G201834280))

22. Print Options

- Evidence informing base-year allocation inputs; displayed values and growth are calculated: Standard color is unavailable for hardcover, but premium color is available. Both process-color tiers belong within the modeled Full-Color Interiors category. ([kdp.amazon.com](https://kdp.amazon.com/en_US/help/topic/G201834180))
- Evidence informing forecast-year allocation inputs; displayed values and growth are calculated: Standard color is unavailable for hardcover, but premium color is available. Both process-color tiers belong within the modeled Full-Color Interiors category. ([kdp.amazon.com](https://kdp.amazon.com/en_US/help/topic/G201834180))

23. Synthèse des chiffres de l'édition jeunesse 2024-2025

- Evidence informing base-year allocation inputs; displayed values and growth are calculated: The primary French publishing survey reports a xx.xx% decline in illustrated early-childhood volumes and a xx.xx% decline in youth-fiction volumes in 2024. These differing outcomes challenge an aggressive universal color-growth assumption. ([sne.fr](https://www.sne.fr/actu/synthese-des-chiffres-de-ledition-jeunesse-2024-2025/))
- Evidence informing forecast-year allocation inputs; displayed values and growth are calculated: The primary French publishing survey reports a xx.xx% decline in illustrated early-childhood volumes and a xx.xx% decline in youth-fiction volumes in 2024. These differing outcomes challenge an aggressive universal color-growth assumption. ([sne.fr](https://www.sne.fr/actu/synthese-des-chiffres-de-ledition-jeunesse-2024-2025/))

17.3. Spot-Color Interiors

Table 268. Global Book Printing & Packaging Services Market Size, by Spot-Color Interiors, by Region, 2017-2040 (USD Million)

Region	2017	2024	2025	2026	2027	2032	2040	CAGR (%)
Africa	xx.xx	xx.xx	xx.xx	xx.xx	xx.xx	xx.xx	xx.xx	xx.xx
Asia-Pacific	xx.xx	xx.xx	xx.xx	xx.xx	xx.xx	xx.xx	xx.xx	xx.xx
Europe	xx.xx	xx.xx	xx.xx	xx.xx	xx.xx	xx.xx	xx.xx	xx.xx
Latin America	xx.xx	xx.xx	xx.xx	xx.xx	xx.xx	xx.xx	xx.xx	xx.xx
Middle East	xx.xx	xx.xx	xx.xx	xx.xx	xx.xx	xx.xx	xx.xx	xx.xx
North America	xx.xx	xx.xx	xx.xx	xx.xx	xx.xx	xx.xx	xx.xx	xx.xx
Total	**xx.xx**	**xx.xx**	**xx.xx**	**xx.xx**	**xx.xx**	**xx.xx**	**xx.xx**	**xx.xx**

Table 269. Global Book Printing & Packaging Services Market Size, by Spot-Color Interiors, by Group, 2017-2040 (USD Million)

Group	2017	2024	2025	2026	2027	2032	2040	CAGR (%)
ASEAN	xx.xx	xx.xx	xx.xx	xx.xx	xx.xx	xx.xx	xx.xx	xx.xx
BRICS	xx.xx	xx.xx	xx.xx	xx.xx	xx.xx	xx.xx	xx.xx	xx.xx
European Union	xx.xx	xx.xx	xx.xx	xx.xx	xx.xx	xx.xx	xx.xx	xx.xx
G7	xx.xx	xx.xx	xx.xx	xx.xx	xx.xx	xx.xx	xx.xx	xx.xx
GCC	xx.xx	xx.xx	xx.xx	xx.xx	xx.xx	xx.xx	xx.xx	xx.xx
NATO	xx.xx	xx.xx	xx.xx	xx.xx	xx.xx	xx.xx	xx.xx	xx.xx

Table 270. Global Book Printing & Packaging Services Market Size, by Spot-Color Interiors, by Country, 2017-2040 (USD Million)

Country	2017	2024	2025	2026	2027	2032	2040	CAGR (%)
Australia	xx.xx	xx.xx	xx.xx	xx.xx	xx.xx	xx.xx	xx.xx	xx.xx
Brazil	xx.xx	xx.xx	xx.xx	xx.xx	xx.xx	xx.xx	xx.xx	xx.xx
Canada	xx.xx	xx.xx	xx.xx	xx.xx	xx.xx	xx.xx	xx.xx	xx.xx
China	xx.xx	xx.xx	xx.xx	xx.xx	xx.xx	xx.xx	xx.xx	xx.xx
France	xx.xx	xx.xx	xx.xx	xx.xx	xx.xx	xx.xx	xx.xx	xx.xx
Germany	xx.xx	xx.xx	xx.xx	xx.xx	xx.xx	xx.xx	xx.xx	xx.xx
India	xx.xx	xx.xx	xx.xx	xx.xx	xx.xx	xx.xx	xx.xx	xx.xx
Italy	xx.xx	xx.xx	xx.xx	xx.xx	xx.xx	xx.xx	xx.xx	xx.xx
Japan	xx.xx	xx.xx	xx.xx	xx.xx	xx.xx	xx.xx	xx.xx	xx.xx
Mexico	xx.xx	xx.xx	xx.xx	xx.xx	xx.xx	xx.xx	xx.xx	xx.xx
Russia	xx.xx	xx.xx	xx.xx	xx.xx	xx.xx	xx.xx	xx.xx	xx.xx
South Korea	xx.xx	xx.xx	xx.xx	xx.xx	xx.xx	xx.xx	xx.xx	xx.xx
Spain	xx.xx	xx.xx	xx.xx	xx.xx	xx.xx	xx.xx	xx.xx	xx.xx
United Kingdom	xx.xx	xx.xx	xx.xx	xx.xx	xx.xx	xx.xx	xx.xx	xx.xx
United States	xx.xx	xx.xx	xx.xx	xx.xx	xx.xx	xx.xx	xx.xx	xx.xx
Others	xx.xx	xx.xx	xx.xx	xx.xx	xx.xx	xx.xx	xx.xx	xx.xx
Total	**xx.xx**	**xx.xx**	**xx.xx**	**xx.xx**	**xx.xx**	**xx.xx**	**xx.xx**	**xx.xx**

Sources & Evidence

1. U.S. Government Publishing Office - Print Order Form 2511 Instructions

   · Taxonomy evidence: Designated Pantone colors are permitted for interiors. ([gpo.gov](https://www.gpo.gov/docs/default-source/forms-standards-pdf-files/2511_instructions.pdf))

   · Taxonomy evidence: Pantone-number specifications are explicitly permitted for interior text inks, supporting designated spot-color interiors. ([gpo.gov](https://www.gpo.gov/docs/default-source/forms-standards-pdf-files/2511_instructions.pdf))

   · Evidence informing base-year allocation inputs; displayed values and growth are calculated: Designated Pantone specifications are recognized for interior inks, supporting a separate spot-color commercial category without measuring its share. ([gpo.gov](https://www.gpo.gov/docs/default-source/forms-standards-pdf-files/2511_instructions.pdf))

   · Evidence informing forecast-year allocation inputs; displayed values and growth are calculated: Designated Pantone specifications are recognized for interior inks, supporting a separate spot-color commercial category without measuring its share. ([gpo.gov](https://www.gpo.gov/docs/default-source/forms-standards-pdf-files/2511_instructions.pdf))

2. European Book Publishing Statistics 2024
   - Evidence informing the 2024 market-value input; displayed series and growth include calculations: European publishers reported approximately EUR xx.xx of net book-sales revenue in 2024. The disclosed ebook and audiobook proportions inform the modeled xx.xx% physical-book revenue proportion; publisher revenue is an input, not printing-service revenue.
   - Evidence informing the 2025 market-value input; displayed series and growth include calculations: The 2024 publisher-revenue and format observations provide the European demand input carried into the 2025 estimate.
   - Evidence informing base-year allocation inputs; displayed values and growth are calculated: EUR xx.xx of 2024 publisher revenue and weakening physical volumes constrain the European demand weight and forecast, not directly observed service shares.
   ([fep-fee.eu](https://www.fep-fee.eu/European-Book-Publishing-Statistics-2024))
   - Evidence informing forecast-year allocation inputs; displayed values and growth are calculated: EUR xx.xx of 2024 publisher revenue and weakening physical volumes constrain the European demand weight and forecast, not directly observed service shares.
   ([fep-fee.eu](https://www.fep-fee.eu/European-Book-Publishing-Statistics-2024))

3. The Global Publishing Industry in 2022

- Evidence informing the 2024 market-value input; displayed series and growth include calculations: Table xx.xx supplies country-level publishing revenues and identifies differences between retail-value, publisher-revenue, print-only and prior-year observations. Selected non-European country observations are adjusted for physical formats and period before estimating production spending.
- Evidence informing the 2025 market-value input; displayed series and growth include calculations: The selected country observations contribute to the demand pool underlying the 2025 working estimate. Nielsen retail datasets elsewhere in the publication are not used.
- Evidence informing base-year allocation inputs; displayed values and growth are calculated: Country revenue/format proxies constrain commissioning weights. ([wipo.int](https://www.wipo.int/edocs/pubdocs/en/wipo-pub-xx.xx-2023-xx.xx-en-the-global-publishing-industry-in-2022.pdf))
- Evidence informing forecast-year allocation inputs; displayed values and growth are calculated: Country revenue/format proxies constrain commissioning weights. ([wipo.int](https://www.wipo.int/edocs/pubdocs/en/wipo-pub-xx.xx-2023-xx.xx-en-the-global-publishing-industry-in-2022.pdf))
- Evidence informing base-year allocation inputs; displayed values and growth are calculated: Revenue and registration proxies constrain allocation. ([wipo.int](https://www.wipo.int/edocs/pubdocs/en/wipo-pub-xx.xx-2023-xx.xx-en-the-global-publishing-industry-in-2022.pdf))
- Evidence informing forecast-year allocation inputs; displayed values and growth are calculated: Revenue and registration proxies constrain allocation. ([wipo.int](https://www.wipo.int/edocs/pubdocs/en/wipo-pub-xx.xx-2023-xx.xx-en-the-global-publishing-industry-in-2022.pdf))
- Evidence informing base-year allocation inputs; displayed values and growth are calculated: Revenue, format and title proxies constrain allocation. ([wipo.int](https://www.wipo.int/edocs/pubdocs/en/wipo-pub-xx.xx-2023-xx.xx-en-the-global-publishing-industry-in-2022.pdf))
- Evidence informing forecast-year allocation inputs; displayed values and growth are calculated: Revenue, format and title proxies constrain allocation. ([wipo.int](https://www.wipo.int/edocs/pubdocs/en/wipo-pub-xx.xx-2023-xx.xx-en-the-global-publishing-industry-in-2022.pdf))
- Evidence informing base-year allocation inputs; displayed values and growth are calculated: Turkish revenue constrains regional commissioning scale. ([wipo.int](https://www.wipo.int/edocs/pubdocs/en/wipo-pub-xx.xx-2023-xx.xx-en-the-global-publishing-industry-in-2022.pdf))
- Evidence informing forecast-year allocation inputs; displayed values and growth are calculated: Turkish revenue constrains regional commissioning scale. ([wipo.int](https://www.wipo.int/edocs/pubdocs/en/wipo-pub-xx.xx-2023-xx.xx-en-the-global-publishing-industry-in-2022.pdf))
- Evidence informing base-year allocation inputs; displayed values and growth are calculated: Nigerian registration activity supplies a modeled-demand input. ([wipo.int](https://www.wipo.int/edocs/pubdocs/en/wipo-pub-xx.xx-2023-xx.xx-en-the-global-publishing-industry-in-2022.pdf))
- Evidence informing forecast-year allocation inputs; displayed values and growth are calculated: Nigerian registration activity supplies a modeled-demand input. ([wipo.int](https://www.wipo.int/edocs/pubdocs/en/wipo-pub-xx.xx-2023-xx.xx-en-the-global-publishing-industry-in-2022.pdf))
- Evidence informing base-year allocation inputs; displayed values and growth are calculated: Country revenue, format and registration proxies constrain allocation. ([wipo.int](https://www.wipo.int/edocs/pubdocs/en/wipo-pub-xx.xx-2023-xx.xx-en-the-global-publishing-industry-in-2022.pdf))
- Evidence informing forecast-year allocation inputs; displayed values and growth are calculated: Country revenue, format and registration proxies constrain allocation. ([wipo.int](https://www.wipo.int/edocs/pubdocs/en/wipo-pub-xx.xx-2023-xx.xx-en-the-global-publishing-industry-in-2022.pdf))
- Evidence informing base-year allocation inputs; displayed values and growth are calculated: The same sector ratios constrain educational exposure in the spot-color allocation; its within-sector incidence and premium remain assumed. ([wipo.int](https://www.wipo.int/edocs/pubdocs/en/wipo-pub-xx.xx-2023-xx.xx-en-the-global-publishing-industry-in-2022.pdf))
- Evidence informing forecast-year allocation inputs; displayed values and growth are calculated: The same sector ratios constrain educational exposure in the spot-color allocation; its within-sector incidence and premium remain assumed. ([wipo.int](https://www.wipo.int/edocs/pubdocs/en/wipo-pub-xx.xx-2023-xx.xx-en-the-global-publishing-industry-in-2022.pdf))

4. 2024 年新闻出版统计公报

   · Evidence informing the 2024 market-value input; displayed series and growth include calculations: For 2024, the official table reports xx.xx book copies or sheets and CNY xx.xx of book-publishing revenue. These constrain the demand bridge and historical contraction, rather than directly measuring printing-service sales.

   · Evidence informing the 2025 market-value input; displayed series and growth include calculations: The 2024 book-publishing observation supplies the Chinese demand primitive for the 2025 model.

   · Evidence informing base-year allocation inputs; displayed values and growth are calculated: 2024 book-publishing revenue of CNY xx.xx supplies the physical-demand proxy; reported output contraction qualifies growth assumptions. ([nppa.gov.cn](https://www.nppa.gov.cn/xxgk/fdzdgknr/tjxx/xx.xx/P020251218382424228218.pdf))

   · Evidence informing forecast-year allocation inputs; displayed values and growth are calculated: 2024 book-publishing revenue of CNY xx.xx supplies the physical-demand proxy; reported output contraction qualifies growth assumptions. ([nppa.gov.cn](https://www.nppa.gov.cn/xxgk/fdzdgknr/tjxx/xx.xx/P020251218382424228218.pdf))

   · Evidence informing base-year allocation inputs; displayed values and growth are calculated: The Chinese book-publishing observation is a major regional demand input, distinct from all printing and packaging industry revenue. ([nppa.gov.cn](https://www.nppa.gov.cn/xxgk/fdzdgknr/tjxx/xx.xx/P020251218382424228218.pdf))

   · Evidence informing forecast-year allocation inputs; displayed values and growth are calculated: The Chinese book-publishing observation is a major regional demand input, distinct from all printing and packaging industry revenue. ([nppa.gov.cn](https://www.nppa.gov.cn/xxgk/fdzdgknr/tjxx/xx.xx/P020251218382424228218.pdf))

5. Foreign Exchange Rates - G.5A Annual, January 5, 2026

   · Evidence informing the 2024 market-value input; displayed series and growth include calculations: The official 2024 annual-average conversion inputs are USD xx.xx per EUR, CNY xx.xx per USD and CAD xx.xx per USD.

   · Evidence informing the 2025 market-value input; displayed series and growth include calculations: The exchange-rate table establishes the conversion basis of the preceding-year demand inputs used in the 2025 estimate; subsequent effective-USD price assumptions are modeled separately.

6. Book publishing industry, 2024 - Statistics Canada

   · Evidence informing the 2024 market-value input; displayed series and growth include calculations: Canadian publishers reported CAD xx.xx of print sales outside the online category and CAD xx.xx of online print sales in 2024. Their sum, rather than total operating revenue, supplies the physical-book demand input.

   · Evidence informing the 2025 market-value input; displayed series and growth include calculations: Reported cost of goods sold of CAD xx.xx, up CAD xx.xx from 2022, supplies a cost-pressure cross-check, not a directly attributable printing-services total.

   · Evidence informing base-year allocation inputs; displayed values and growth are calculated: CAD xx.xx plus CAD xx.xx of print sales supplies a physical-book commissioning proxy; digital growth constrains the forecast mix. ([www150.statcan.gc.ca](https://www150.statcan.gc.ca/n1/daily-quotidien/xx.xx/dq260205b-eng.pdf))

   · Evidence informing forecast-year allocation inputs; displayed values and growth are calculated: CAD xx.xx plus CAD xx.xx of print sales supplies a physical-book commissioning proxy; digital growth constrains the forecast mix. ([www150.statcan.gc.ca](https://www150.statcan.gc.ca/n1/daily-quotidien/xx.xx/dq260205b-eng.pdf))

   · Evidence informing base-year allocation inputs; displayed values and growth are calculated: The Canadian physical-book input contributes to the North American demand index; it is publisher revenue, not service receipts. ([www150.statcan.gc.ca](https://www150.statcan.gc.ca/n1/daily-quotidien/xx.xx/dq260205b-eng.pdf))

   · Evidence informing forecast-year allocation inputs; displayed values and growth are calculated: The Canadian physical-book input contributes to the North American demand index; it is publisher revenue, not service receipts. ([www150.statcan.gc.ca](https://www150.statcan.gc.ca/n1/daily-quotidien/xx.xx/dq260205b-eng.pdf))

7. U.S. Census Bureau - Books Printing: Shipments, annual table
   - Evidence informing the 2017 market-value input; displayed series and growth include calculations: U.S. books-printing shipments were USD xx.xx in 2017; this is a national production anchor for the historical model.
   - Evidence informing the 2018 market-value input; displayed series and growth include calculations: U.S. books-printing shipments were USD xx.xx in 2018.
   - Evidence informing the 2019 market-value input; displayed series and growth include calculations: U.S. books-printing shipments were USD xx.xx in 2019.
   - Evidence informing the 2020 market-value input; displayed series and growth include calculations: U.S. books-printing shipments were USD xx.xx in 2020.
   - Evidence informing the 2021 market-value input; displayed series and growth include calculations: U.S. books-printing shipments were USD xx.xx in 2021.
   - Evidence informing the 2022 market-value input; displayed series and growth include calculations: U.S. books-printing shipments were USD xx.xx in 2022.
   - Evidence informing the 2024 market-value input; displayed series and growth include calculations: U.S. books-printing shipments were USD xx.xx in 2024. This national industrial measure is narrower than the composite global service boundary.
8. U.S. Census Bureau - Book Publishers, All Establishments: Revenue, annual table
   - Evidence informing the 2024 market-value input; displayed series and growth include calculations: The Census annual series reports USD xx.xx of U.S. book-publisher revenue for 2024. A modeled xx.xx% physical-book proportion excludes digital and other adjacent receipts.
   - Evidence informing the 2025 market-value input; displayed series and growth include calculations: The 2024 Census observation replaces an older survey-based U.S. revenue bridge in the demand pool underlying 2025.
   - Evidence informing base-year allocation inputs; displayed values and growth are calculated: The official Census revenue-series page defines the publisher-receipt measure underlying the retained U.S. input; the exact 2024 cell was not independently re-extracted. ([fred.stlouisfed.org](https://fred.stlouisfed.org/data/AIES51113RCT00US))
   - Evidence informing forecast-year allocation inputs; displayed values and growth are calculated: The official Census revenue-series page defines the publisher-receipt measure underlying the retained U.S. input; the exact 2024 cell was not independently re-extracted. ([fred.stlouisfed.org](https://fred.stlouisfed.org/data/AIES51113RCT00US))
9. Scholastic Corporation - Form 10-K for the year ended May 31, 2025
   - Evidence informing the 2024 market-value input; displayed series and growth include calculations: Scholastic's fiscal 2024 product, service, production and inventory-reserve costs were xx.xx% of revenue; postage, freight, shipping, fulfillment and other costs were xx.xx%. These broad categories constrain, but do not directly establish, eligible outsourced-service spending.
   - Evidence informing the 2025 market-value input; displayed series and growth include calculations: The corresponding fiscal 2025 proportions were xx.xx% and xx.xx%. Royalties and prepublication amortization are separately disclosed, allowing their exclusion from the service-market bridge.

10. CEWE achieves all targets in 2025 and aims to further increase revenue and earnings in 2026
    - Evidence informing the 2025 market-value input; displayed series and growth include calculations: CEWE reported xx.xx CEWE PHOTOBOOK copies in 2025 versus xx.xx in 2024, supporting a positive specialty-book volume assumption without establishing global adoption.
    - Evidence informing the 2026 market-value input; displayed series and growth include calculations: Observed 2025 photobook growth informs the specialty-demand assumption for 2026; the market value remains modeled.
    - Evidence informing the 2032 market-value input; displayed series and growth include calculations: The observed specialty-book activity is a starting condition for the forecast, not independent proof of continued growth through 2032.
    - Evidence informing the 2040 market-value input; displayed series and growth include calculations: The forecast explicitly slows specialty-demand growth after 2032; this source supplies the initial commercial observation, not the long-term growth rate.
    - Evidence informing base-year allocation inputs; displayed values and growth are calculated: Company photobook activity constrains the materiality of specialty commissions; it does not establish the modeled European specialty multiplier or continued growth through 2032. ([ir.cewe.de](https://ir.cewe.de/en/news/cewe-achieves-all-targets-in-2025-and-aims-to-further-increase-revenue-and-earnings-in/70292c17-c943-xx.xx-bd11-4323b6ce54d8))
    - Evidence informing forecast-year allocation inputs; displayed values and growth are calculated: Company photobook activity constrains the materiality of specialty commissions; it does not establish the modeled European specialty multiplier or continued growth through 2032. ([ir.cewe.de](https://ir.cewe.de/en/news/cewe-achieves-all-targets-in-2025-and-aims-to-further-increase-revenue-and-earnings-in/70292c17-c943-xx.xx-bd11-4323b6ce54d8))
11. Paperback Printing Cost - Kindle Direct Publishing
    - Evidence informing the 2025 market-value input; displayed series and growth include calculations: The inspected U.S. paperback schedule charges USD xx.xx plus USD xx.xx per page for the specified regular-trim black-ink category. It provides a contemporary commercial price comparison for the assumed USD xx.xx self-publishing production receipt, not an observed historical price or volume.
    - Evidence informing the 2026 market-value input; displayed series and growth include calculations: The schedule distinguishes printing charges from royalties and retail list prices, supporting the production-receipt boundary used in the estimate.
12. European Book Publishing Statistics 2017
    - Evidence informing the 2017 market-value input; displayed series and growth include calculations: The association's primary survey reports approximately EUR xx.xx of European net publisher revenue for 2017, constraining the pre-pandemic demand level.
13. European Book Publishing Statistics 2019
    - Evidence informing the 2018 market-value input; displayed series and growth include calculations: The association reports approximately EUR xx.xx of publisher revenue for 2018.
    - Evidence informing the 2019 market-value input; displayed series and growth include calculations: The association reports approximately EUR xx.xx for 2019 and identifies a questionnaire change that limits exact comparability with earlier observations.

14. 2021 年新闻出版产业分析报告

- Evidence informing the 2020 market-value input; displayed series and growth include calculations: The official report's 2021 comparison identifies a substantial rebound from 2020, constraining the pandemic-recovery bridge.
- Evidence informing the 2021 market-value input; displayed series and growth include calculations: China reported xx.xx book copies or sheets in 2021, up xx.xx%; the report also distinguishes textbook output and reprints.
- Evidence informing base-year allocation inputs; displayed values and growth are calculated: The textbook copy proportion constrains educational exposure; comparable monetary intensity and spot-color incidence are modeled separately. ([nppa.gov.cn](https://www.nppa.gov.cn/xxgk/fdzdgknr/tjxx/xx.xx/P020230530667517704140.pdf))
- Evidence informing forecast-year allocation inputs; displayed values and growth are calculated: The textbook copy proportion constrains educational exposure; comparable monetary intensity and spot-color incidence are modeled separately. ([nppa.gov.cn](https://www.nppa.gov.cn/xxgk/fdzdgknr/tjxx/xx.xx/P020230530667517704140.pdf))

15. European Book Publishing Statistics 2023

- Evidence informing the 2022 market-value input; displayed series and growth include calculations: European net publisher revenue was approximately EUR xx.xx in 2022; the association describes paper-cost pressure and price-led growth.

16. Foreign Exchange Rates - G.5A Annual, January 5, 2026

- Evidence informing base-year allocation inputs; displayed values and growth are calculated: Official annual-average exchange-rate methodology supports the frozen common-USD conversion convention; it does not measure service demand. ([federalreserve.gov](https://www.federalreserve.gov/releases/g5a/xx.xx/))
- Evidence informing forecast-year allocation inputs; displayed values and growth are calculated: Official annual-average exchange-rate methodology supports the frozen common-USD conversion convention; it does not measure service demand. ([federalreserve.gov](https://www.federalreserve.gov/releases/g5a/xx.xx/))
- Evidence informing base-year allocation inputs; displayed values and growth are calculated: The annual currency-conversion convention prevents mixing local-currency demand inputs with USD allocation weights. ([federalreserve.gov](https://www.federalreserve.gov/releases/g5a/xx.xx/))
- Evidence informing forecast-year allocation inputs; displayed values and growth are calculated: The annual currency-conversion convention prevents mixing local-currency demand inputs with USD allocation weights. ([federalreserve.gov](https://www.federalreserve.gov/releases/g5a/xx.xx/))

17. GCC Statistical Center - Education Statistics 2024 announcement, March 23, 2026

- Evidence informing base-year allocation inputs; displayed values and growth are calculated: Approximately xx.xx general-school pupils constrain the regional educational customer pool; national apportionment and monetization are assumed. ([gccstat.org](https://www.gccstat.org/news/xx.xx))
- Evidence informing forecast-year allocation inputs; displayed values and growth are calculated: Approximately xx.xx general-school pupils constrain the regional educational customer pool; national apportionment and monetization are assumed. ([gccstat.org](https://www.gccstat.org/news/xx.xx))

18. South African Book Publishing Industry Survey 2023-2024

- Evidence informing base-year allocation inputs; displayed values and growth are calculated: The transparent national publisher survey supplies a regional commercial comparator, not an observed African printing-service total. ([publishsa.co.za](https://publishsa.co.za/wp-content/uploads/2025/xx.xx/South-African-Book-Publishing-Industry-Survey-2023-2024.pdf))
- Evidence informing forecast-year allocation inputs; displayed values and growth are calculated: The transparent national publisher survey supplies a regional commercial comparator, not an observed African printing-service total. ([publishsa.co.za](https://publishsa.co.za/wp-content/uploads/2025/xx.xx/South-African-Book-Publishing-Industry-Survey-2023-2024.pdf))

19. Ministry of Education - Press conference release, December 17, 2024
    - Evidence informing base-year allocation inputs; displayed values and growth are calculated: The announced increase in annual NCERT textbook printing from xx.xx to xx.xx supports an educational-demand mechanism, not realized supplier receipts or the modeled forecast share. ([education.gov.in](https://www.education.gov.in/sites/upload_files/mhrd/files/PIB%20releae%20of%20the%20Press%20Conference%20held%20today.pdf))
    - Evidence informing forecast-year allocation inputs; displayed values and growth are calculated: The announced increase in annual NCERT textbook printing from xx.xx to xx.xx supports an educational-demand mechanism, not realized supplier receipts or the modeled forecast share. ([education.gov.in](https://www.education.gov.in/sites/upload_files/mhrd/files/PIB%20releae%20of%20the%20Press%20Conference%20held%20today.pdf))
20. Global Connect - Ingram Content Group
    - Evidence informing base-year allocation inputs; displayed values and growth are calculated: Agreement-dependent network access does not quantify Brazilian commissions or guarantee institutional awards. ([resources.ingramcontent.com](https://resources.ingramcontent.com/publishers/global-connect))
    - Evidence informing forecast-year allocation inputs; displayed values and growth are calculated: Agreement-dependent network access does not quantify Brazilian commissions or guarantee institutional awards. ([resources.ingramcontent.com](https://resources.ingramcontent.com/publishers/global-connect))
21. Paperback and Hardcover Distribution Rights - Kindle Direct Publishing
    - Evidence informing base-year allocation inputs; displayed values and growth are calculated: The marketplace-specific physical-book distribution restriction is not evidence of zero Mexican printing and packaging demand. ([kdp.amazon.com](https://kdp.amazon.com/en_US/help/topic/G201834280))
    - Evidence informing forecast-year allocation inputs; displayed values and growth are calculated: The marketplace-specific physical-book distribution restriction is not evidence of zero Mexican printing and packaging demand. ([kdp.amazon.com](https://kdp.amazon.com/en_US/help/topic/G201834280))
22. Print Options
    - Evidence informing base-year allocation inputs; displayed values and growth are calculated: The displayed platform menu does not establish designated spot-color availability or sales; a general color option is not used as evidence of spot-color demand. ([kdp.amazon.com](https://kdp.amazon.com/en_US/help/topic/G201834180))
    - Evidence informing forecast-year allocation inputs; displayed values and growth are calculated: The displayed platform menu does not establish designated spot-color availability or sales; a general color option is not used as evidence of spot-color demand. ([kdp.amazon.com](https://kdp.amazon.com/en_US/help/topic/G201834180))

18. Book Printing & Packaging Services Market, by Region

Asia-Pacific requires destination-specific channel selection rather than an assumption of uniform regional service. [redacted] Where custom packaging or a consolidated handoff is essential, an explicit additional commitment is needed; participation in a local printing network does not establish the complete book-and-pack undertaking.

North America also contains materially different access conditions. KDP lists physical-book distribution through Amazon.com and Amazon.ca, with Canadian hardcover availability linked to availability on Amazon.com, but states that Amazon.com.mx does not support its paperback and hardcover distribution. [redacted]

Latin America is illustrated by Brazil's distinct trade and institutional relationships. Ingram lists Brazil within Global Connect, providing a potential local print-and-bookseller route subject to title participation. [redacted]

Europe combines a shared EU packaging framework with buyer-specific contracting requirements. [redacted] Standardizing the offer can simplify purchasing, but cannot replace destination and account-specific confirmation.

RESEARCH SAMPLE REPORT

In the Middle East, a documented UAE production relationship contributes access to a Saudi bookseller rather than demonstrating a single regional purchasing regime. On April xx.xx 2025, Lightning Source Sharjah announced a collaboration enabling Rushd Bookstore to fulfill customer orders through its Sharjah facility. [redacted]

Africa presents similarly distinct commercial routes. [redacted] Neither example establishes continent-wide service coverage, so entry decisions should follow the particular country, buyer, and commissioned responsibility.

Figure 30. Global Book Printing & Packaging Services Market, by Region: Market share evolution, 2025-2032

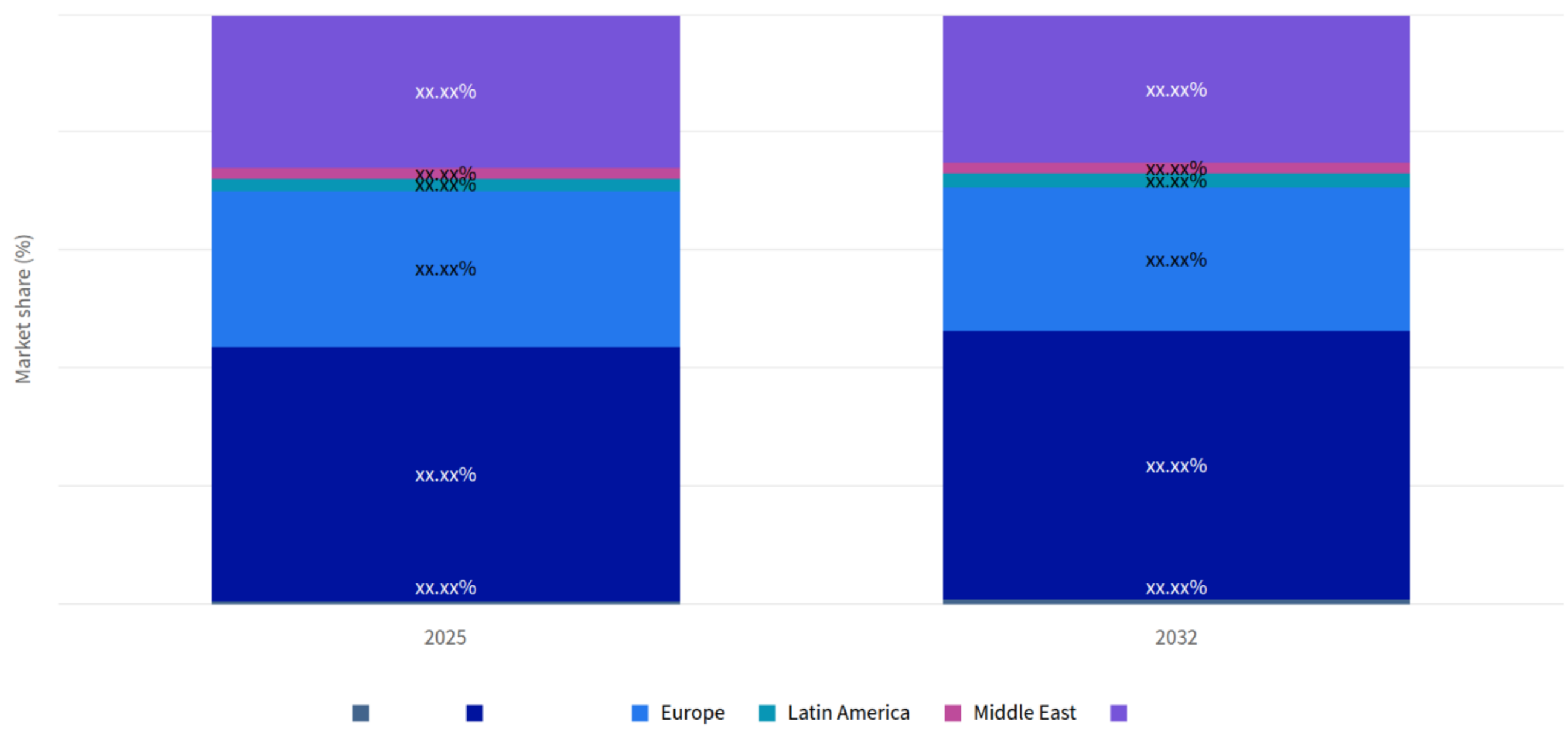

Figure 31. Global Book Printing & Packaging Services Market, by Region: Market size by category, 2025

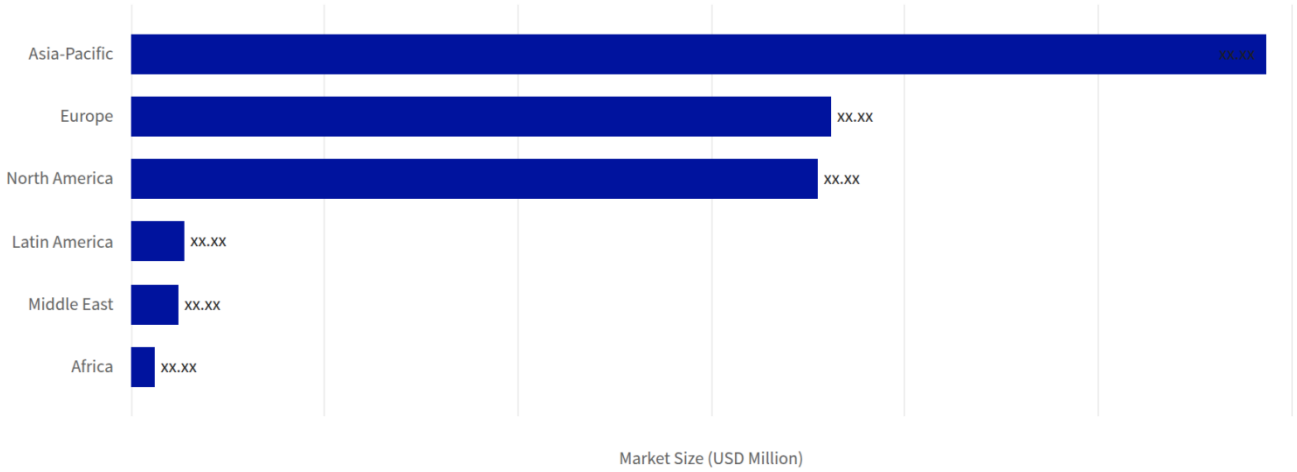

Figure 32. Global Book Printing & Packaging Services Market, Regional growth by Service Offering, 2025-2032 (CAGR %)

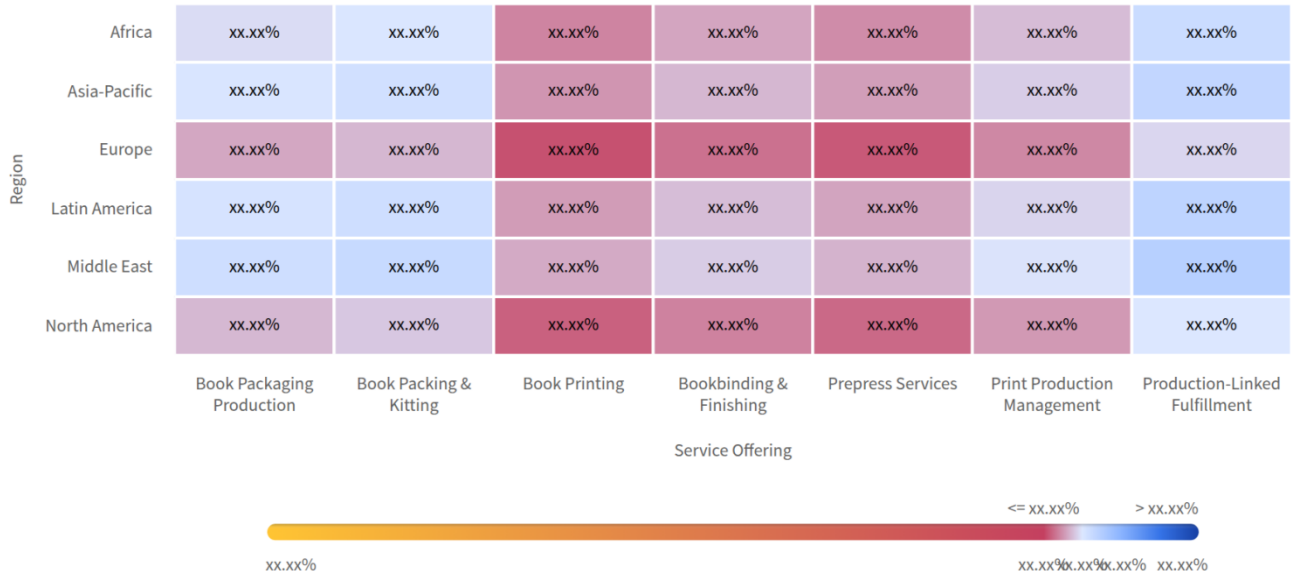

Table 271. Global Book Printing & Packaging Services Market, by Region growth contribution, 2025-2032

Category	2025 value (USD Million)	2032 value (USD Million)	Added value (USD Million)	2025 share (%)	2032 share (%)	Change (pp)	Growth share (%)	CAGR (%)
Africa	xx.xx	xx.xx	xx.xx	xx.xx	xx.xx	xx.xx	xx.xx	xx.xx
Asia-Pacific	xx.xx	xx.xx	xx.xx	xx.xx	xx.xx	xx.xx	xx.xx	xx.xx
Europe	xx.xx	xx.xx	xx.xx	xx.xx	xx.xx	xx.xx	xx.xx	xx.xx
Latin America	xx.xx	xx.xx	xx.xx	xx.xx	xx.xx	xx.xx	xx.xx	xx.xx
Middle East	xx.xx	xx.xx	xx.xx	xx.xx	xx.xx	xx.xx	xx.xx	xx.xx
North America	xx.xx	xx.xx	xx.xx	xx.xx	xx.xx	xx.xx	xx.xx	xx.xx
Scope total	**xx.xx**	**xx.xx**	**xx.xx**	**xx.xx**	**xx.xx**	**xx.xx**	**xx.xx**	**xx.xx**

Table 272. Global Book Printing & Packaging Services Market Size, by Region, 2017-2040 (USD Million)

Region	2017	2024	2025	2026	2027	2032	2040	CAGR (%)
Africa	xx.xx	xx.xx	xx.xx	xx.xx	xx.xx	xx.xx	xx.xx	xx.xx
Asia-Pacific	xx.xx	xx.xx	xx.xx	xx.xx	xx.xx	xx.xx	xx.xx	xx.xx
Europe	xx.xx	xx.xx	xx.xx	xx.xx	xx.xx	xx.xx	xx.xx	xx.xx
Latin America	xx.xx	xx.xx	xx.xx	xx.xx	xx.xx	xx.xx	xx.xx	xx.xx
Middle East	xx.xx	xx.xx	xx.xx	xx.xx	xx.xx	xx.xx	xx.xx	xx.xx
North America	xx.xx	xx.xx	xx.xx	xx.xx	xx.xx	xx.xx	xx.xx	xx.xx
Total	**xx.xx**	**xx.xx**	**xx.xx**	**xx.xx**	**xx.xx**	**xx.xx**	**xx.xx**	**xx.xx**

Sources & Evidence

1. Printing and Publishing Contractors - How to Register

   · GPO requires registration for Small Purchases quotes but permits bids and proposals before registration is complete; subsequent invitations reflect contractor evaluation. ([gpo.gov](https://www.gpo.gov/how-to-work-with-us/vendors/how-to-register/printing-and-publishing-contractors))

2. Packaging waste - European Commission

   · The European Commission identifies August xx.xx 2026 as the PPWR application date and describes implementation measures and obligations operating on distinct schedules. ([environment.ec.europa.eu](https://environment.ec.europa.eu/topics/waste-and-recycling/packaging-waste_en))

3. Global Connect | Ingram Content Group

   · Global Connect describes local print-and-bookseller relationships, agreement-based participation, and market selection according to title rights. ([resources.ingramcontent.com](https://resources.ingramcontent.com/publishers/global-connect))

   · Its advertised market list includes Japan, Singapore, Brazil, and South Africa; the listing does not establish every title's complete service configuration. ([resources.ingramcontent.com](https://resources.ingramcontent.com/publishers/global-connect))

4. Procurement - Framework Agreement for Print and Associated Services (2023), Lot 1 Buyer Guide: Framework Objectives

   · The guide provides for editable final-file handover on request and purchasing-body ownership of specified typesetting files.
   ([gov.scot](https://www.gov.scot/publications/procurement-framework-agreement-for-print-and-associated-services-2023-lot-xx.xx-buyer-guide/pages/framework-overview/))

5. Your Guide to Global Connect

   · The guide's description of Ingram's own network identifies DNP in Japan with direct-to-customer shipping and Markono in Singapore with regional distribution channels.
   ([marketing.ingramcontent.com](https://marketing.ingramcontent.com/mrkng/documents/publishers/Guide-to-Global-Connect.pdf))

6. Paperback and Hardcover Distribution Rights

   · KDP lists Amazon.com and Amazon.ca for physical books, links Canadian hardcover availability to Amazon.com, and excludes Amazon.com.mx from its paperback and hardcover distribution.
   ([kdp.amazon.com](https://kdp.amazon.com/en_US/help/topic/G201834280))

7. Edital N° 1/2026 - MEC/FNDE: PNLD Anos Finais 2028-2031

   · FNDE's 2026 official notice for PNLD 2028-2031 invites publishers into a textbook acquisition process; it is not a printing award.
   ([gov.br](https://www.gov.br/fnde/pt-br/acesso-a-informacao/acoes-e-programas/programas/programas-do-livro/consultas-editais/editais/pnld-anos-finais-2028-2031/EDITAL_N_1_2026___MEC_FNDE.pdf))

8. Lightning Source Sharjah Strengthens Local Access through Collaboration with Rushd Bookstore & Libraries

   · On April xx.xx 2025, Lightning Source Sharjah announced a collaboration enabling Saudi Arabia's Rushd Bookstore to fulfill customer orders through its UAE facility.
   ([ingramcontent.com](https://www.ingramcontent.com/news/lightning-source-sharjah-strengthens-local-access-through-collaboration-with-rushd-bookstore-libraries))

9. Sharjah

   · The Sharjah service page describes a signed Sharjah or updated Global Agreement and market activation as participation requirements. Some FAQ wording retains launch-era future tense.
   ([lp.ingramcontent.com](https://lp.ingramcontent.com/publishers/sharjah))

10. Kenya Literature Bureau - Supply and Delivery of Branded Cartons, 2026-2028

    · Kenya Literature Bureau issued its branded-carton solicitation on April xx.xx 2026, with a May xx.xx 2026 closing date and national open competitive tendering. It establishes a solicitation, not an award.
    ([klb.co.ke](https://klb.co.ke/wp-content/uploads/SUPPLY-AND-DELIVERY-OF-BRANDED-CARTONS-2026-2028.pdf))

11. European Book Publishing Statistics 2024

    · Evidence informing the 2024 market-value input; displayed series and growth include calculations: European publishers reported approximately EUR xx.xx of net book-sales revenue in 2024. The disclosed ebook and audiobook proportions inform the modeled xx.xx% physical-book revenue proportion; publisher revenue is an input, not printing-service revenue.

    · Evidence informing the 2025 market-value input; displayed series and growth include calculations: The 2024 publisher-revenue and format observations provide the European demand input carried into the 2025 estimate.

    · Evidence informing base-year allocation inputs; displayed values and growth are calculated: EUR xx.xx of 2024 publisher revenue and weakening physical volumes constrain the European demand weight and forecast, not directly observed service shares.
    ([fep-fee.eu](https://www.fep-fee.eu/European-Book-Publishing-Statistics-2024))

    · Evidence informing forecast-year allocation inputs; displayed values and growth are calculated: EUR xx.xx of 2024 publisher revenue and weakening physical volumes constrain the European demand weight and forecast, not directly observed service shares.
    ([fep-fee.eu](https://www.fep-fee.eu/European-Book-Publishing-Statistics-2024))

12. The Global Publishing Industry in 2022

- Evidence informing the 2024 market-value input; displayed series and growth include calculations: Table xx.xx supplies country-level publishing revenues and identifies differences between retail-value, publisher-revenue, print-only and prior-year observations. Selected non-European country observations are adjusted for physical formats and period before estimating production spending.
- Evidence informing the 2025 market-value input; displayed series and growth include calculations: The selected country observations contribute to the demand pool underlying the 2025 working estimate. Nielsen retail datasets elsewhere in the publication are not used.
- Evidence informing base-year allocation inputs; displayed values and growth are calculated: Country revenue/format proxies constrain commissioning weights. ([wipo.int](https://www.wipo.int/edocs/pubdocs/en/wipo-pub-xx.xx-2023-xx.xx-en-the-global-publishing-industry-in-2022.pdf))
- Evidence informing forecast-year allocation inputs; displayed values and growth are calculated: Country revenue/format proxies constrain commissioning weights. ([wipo.int](https://www.wipo.int/edocs/pubdocs/en/wipo-pub-xx.xx-2023-xx.xx-en-the-global-publishing-industry-in-2022.pdf))
- Evidence informing base-year allocation inputs; displayed values and growth are calculated: Revenue and registration proxies constrain allocation. ([wipo.int](https://www.wipo.int/edocs/pubdocs/en/wipo-pub-xx.xx-2023-xx.xx-en-the-global-publishing-industry-in-2022.pdf))
- Evidence informing forecast-year allocation inputs; displayed values and growth are calculated: Revenue and registration proxies constrain allocation. ([wipo.int](https://www.wipo.int/edocs/pubdocs/en/wipo-pub-xx.xx-2023-xx.xx-en-the-global-publishing-industry-in-2022.pdf))
- Evidence informing base-year allocation inputs; displayed values and growth are calculated: Revenue, format and title proxies constrain allocation. ([wipo.int](https://www.wipo.int/edocs/pubdocs/en/wipo-pub-xx.xx-2023-xx.xx-en-the-global-publishing-industry-in-2022.pdf))
- Evidence informing forecast-year allocation inputs; displayed values and growth are calculated: Revenue, format and title proxies constrain allocation. ([wipo.int](https://www.wipo.int/edocs/pubdocs/en/wipo-pub-xx.xx-2023-xx.xx-en-the-global-publishing-industry-in-2022.pdf))
- Evidence informing base-year allocation inputs; displayed values and growth are calculated: Turkish revenue constrains regional commissioning scale. ([wipo.int](https://www.wipo.int/edocs/pubdocs/en/wipo-pub-xx.xx-2023-xx.xx-en-the-global-publishing-industry-in-2022.pdf))
- Evidence informing forecast-year allocation inputs; displayed values and growth are calculated: Turkish revenue constrains regional commissioning scale. ([wipo.int](https://www.wipo.int/edocs/pubdocs/en/wipo-pub-xx.xx-2023-xx.xx-en-the-global-publishing-industry-in-2022.pdf))
- Evidence informing base-year allocation inputs; displayed values and growth are calculated: Nigerian registration activity supplies a modeled-demand input. ([wipo.int](https://www.wipo.int/edocs/pubdocs/en/wipo-pub-xx.xx-2023-xx.xx-en-the-global-publishing-industry-in-2022.pdf))
- Evidence informing forecast-year allocation inputs; displayed values and growth are calculated: Nigerian registration activity supplies a modeled-demand input. ([wipo.int](https://www.wipo.int/edocs/pubdocs/en/wipo-pub-xx.xx-2023-xx.xx-en-the-global-publishing-industry-in-2022.pdf))
- Evidence informing base-year allocation inputs; displayed values and growth are calculated: Country revenue, format and registration proxies constrain allocation. ([wipo.int](https://www.wipo.int/edocs/pubdocs/en/wipo-pub-xx.xx-2023-xx.xx-en-the-global-publishing-industry-in-2022.pdf))
- Evidence informing forecast-year allocation inputs; displayed values and growth are calculated: Country revenue, format and registration proxies constrain allocation. ([wipo.int](https://www.wipo.int/edocs/pubdocs/en/wipo-pub-xx.xx-2023-xx.xx-en-the-global-publishing-industry-in-2022.pdf))

13. 2024 年新闻出版统计公报

- Evidence informing the 2024 market-value input; displayed series and growth include calculations: For 2024, the official table reports xx.xx book copies or sheets and CNY xx.xx of book-publishing revenue. These constrain the demand bridge and historical contraction, rather than directly measuring printing-service sales.
- Evidence informing the 2025 market-value input; displayed series and growth include calculations: The 2024 book-publishing observation supplies the Chinese demand primitive for the 2025 model.
- Evidence informing base-year allocation inputs; displayed values and growth are calculated: The Chinese book-publishing observation is a major regional demand input, distinct from all printing and packaging industry revenue. ([nppa.gov.cn](https://www.nppa.gov.cn/xxgk/fdzdgknr/tjxx/xx.xx/P020251218382424228218.pdf))
- Evidence informing forecast-year allocation inputs; displayed values and growth are calculated: The Chinese book-publishing observation is a major regional demand input, distinct from all printing and packaging industry revenue. ([nppa.gov.cn](https://www.nppa.gov.cn/xxgk/fdzdgknr/tjxx/xx.xx/P020251218382424228218.pdf))

14. Foreign Exchange Rates - G.5A Annual, January 5, 2026

- Evidence informing the 2024 market-value input; displayed series and growth include calculations: The official 2024 annual-average conversion inputs are USD xx.xx per EUR, CNY xx.xx per USD and CAD xx.xx per USD.
- Evidence informing the 2025 market-value input; displayed series and growth include calculations: The exchange-rate table establishes the conversion basis of the preceding-year demand inputs used in the 2025 estimate; subsequent effective-USD price assumptions are modeled separately.

15. Book publishing industry, 2024 - Statistics Canada

- Evidence informing the 2024 market-value input; displayed series and growth include calculations: Canadian publishers reported CAD xx.xx of print sales outside the online category and CAD xx.xx of online print sales in 2024. Their sum, rather than total operating revenue, supplies the physical-book demand input.
- Evidence informing the 2025 market-value input; displayed series and growth include calculations: Reported cost of goods sold of CAD xx.xx, up CAD xx.xx from 2022, supplies a cost-pressure cross-check, not a directly attributable printing-services total.
- Evidence informing base-year allocation inputs; displayed values and growth are calculated: The Canadian physical-book input contributes to the North American demand index; it is publisher revenue, not service receipts. ([www150.statcan.gc.ca](https://www150.statcan.gc.ca/n1/daily-quotidien/xx.xx/dq260205b-eng.pdf))
- Evidence informing forecast-year allocation inputs; displayed values and growth are calculated: The Canadian physical-book input contributes to the North American demand index; it is publisher revenue, not service receipts. ([www150.statcan.gc.ca](https://www150.statcan.gc.ca/n1/daily-quotidien/xx.xx/dq260205b-eng.pdf))

16. U.S. Census Bureau - Books Printing: Shipments, annual table

- Evidence informing the 2017 market-value input; displayed series and growth include calculations: U.S. books-printing shipments were USD xx.xx in 2017; this is a national production anchor for the historical model.
- Evidence informing the 2018 market-value input; displayed series and growth include calculations: U.S. books-printing shipments were USD xx.xx in 2018.
- Evidence informing the 2019 market-value input; displayed series and growth include calculations: U.S. books-printing shipments were USD xx.xx in 2019.
- Evidence informing the 2020 market-value input; displayed series and growth include calculations: U.S. books-printing shipments were USD xx.xx in 2020.
- Evidence informing the 2021 market-value input; displayed series and growth include calculations: U.S. books-printing shipments were USD xx.xx in 2021.
- Evidence informing the 2022 market-value input; displayed series and growth include calculations: U.S. books-printing shipments were USD xx.xx in 2022.
- Evidence informing the 2024 market-value input; displayed series and growth include calculations: U.S. books-printing shipments were USD xx.xx in 2024. This national industrial measure is narrower than the composite global service boundary.

17. U.S. Census Bureau - Book Publishers, All Establishments: Revenue, annual table
    - Evidence informing the 2024 market-value input; displayed series and growth include calculations: The Census annual series reports USD xx.xx of U.S. book-publisher revenue for 2024. A modeled xx.xx% physical-book proportion excludes digital and other adjacent receipts.
    - Evidence informing the 2025 market-value input; displayed series and growth include calculations: The 2024 Census observation replaces an older survey-based U.S. revenue bridge in the demand pool underlying 2025.
18. Scholastic Corporation - Form 10-K for the year ended May 31, 2025
    - Evidence informing the 2024 market-value input; displayed series and growth include calculations: Scholastic's fiscal 2024 product, service, production and inventory-reserve costs were xx.xx% of revenue; postage, freight, shipping, fulfillment and other costs were xx.xx%. These broad categories constrain, but do not directly establish, eligible outsourced-service spending.
    - Evidence informing the 2025 market-value input; displayed series and growth include calculations: The corresponding fiscal 2025 proportions were xx.xx% and xx.xx%. Royalties and prepublication amortization are separately disclosed, allowing their exclusion from the service-market bridge.
19. CEWE achieves all targets in 2025 and aims to further increase revenue and earnings in 2026
    - Evidence informing the 2025 market-value input; displayed series and growth include calculations: CEWE reported xx.xx CEWE PHOTOBOOK copies in 2025 versus xx.xx in 2024, supporting a positive specialty-book volume assumption without establishing global adoption.
    - Evidence informing the 2026 market-value input; displayed series and growth include calculations: Observed 2025 photobook growth informs the specialty-demand assumption for 2026; the market value remains modeled.
    - Evidence informing the 2032 market-value input; displayed series and growth include calculations: The observed specialty-book activity is a starting condition for the forecast, not independent proof of continued growth through 2032.
    - Evidence informing the 2040 market-value input; displayed series and growth include calculations: The forecast explicitly slows specialty-demand growth after 2032; this source supplies the initial commercial observation, not the long-term growth rate.
    - Evidence informing base-year allocation inputs; displayed values and growth are calculated: Company photobook activity constrains the materiality of specialty commissions; it does not establish the modeled European specialty multiplier or continued growth through 2032. ([ir.cewe.de](https://ir.cewe.de/en/news/cewe-achieves-all-targets-in-2025-and-aims-to-further-increase-revenue-and-earnings-in/70292c17-c943-xx.xx-bd11-4323b6ce54d8))
    - Evidence informing forecast-year allocation inputs; displayed values and growth are calculated: Company photobook activity constrains the materiality of specialty commissions; it does not establish the modeled European specialty multiplier or continued growth through 2032. ([ir.cewe.de](https://ir.cewe.de/en/news/cewe-achieves-all-targets-in-2025-and-aims-to-further-increase-revenue-and-earnings-in/70292c17-c943-xx.xx-bd11-4323b6ce54d8))
20. Paperback Printing Cost - Kindle Direct Publishing
    - Evidence informing the 2025 market-value input; displayed series and growth include calculations: The inspected U.S. paperback schedule charges USD xx.xx plus USD xx.xx per page for the specified regular-trim black-ink category. It provides a contemporary commercial price comparison for the assumed USD xx.xx self-publishing production receipt, not an observed historical price or volume.
    - Evidence informing the 2026 market-value input; displayed series and growth include calculations: The schedule distinguishes printing charges from royalties and retail list prices, supporting the production-receipt boundary used in the estimate.
21. European Book Publishing Statistics 2017
    - Evidence informing the 2017 market-value input; displayed series and growth include calculations: The association's primary survey reports approximately EUR xx.xx of European net publisher revenue for 2017, constraining the pre-pandemic demand level.

22. European Book Publishing Statistics 2019

- Evidence informing the 2018 market-value input; displayed series and growth include calculations: The association reports approximately EUR xx.xx of publisher revenue for 2018.
- Evidence informing the 2019 market-value input; displayed series and growth include calculations: The association reports approximately EUR xx.xx for 2019 and identifies a questionnaire change that limits exact comparability with earlier observations.

23. 2021 年新闻出版产业分析报告

- Evidence informing the 2020 market-value input; displayed series and growth include calculations: The official report's 2021 comparison identifies a substantial rebound from 2020, constraining the pandemic-recovery bridge.
- Evidence informing the 2021 market-value input; displayed series and growth include calculations: China reported xx.xx book copies or sheets in 2021, up xx.xx%; the report also distinguishes textbook output and reprints.

24. European Book Publishing Statistics 2023

- Evidence informing the 2022 market-value input; displayed series and growth include calculations: European net publisher revenue was approximately EUR xx.xx in 2022; the association describes paper-cost pressure and price-led growth.

25. Foreign Exchange Rates - G.5A Annual, January 5, 2026

- Evidence informing base-year allocation inputs; displayed values and growth are calculated: Official annual-average exchange-rate methodology supports the frozen common-USD conversion convention; it does not measure service demand. ([federalreserve.gov](https://www.federalreserve.gov/releases/g5a/xx.xx/))
- Evidence informing forecast-year allocation inputs; displayed values and growth are calculated: Official annual-average exchange-rate methodology supports the frozen common-USD conversion convention; it does not measure service demand. ([federalreserve.gov](https://www.federalreserve.gov/releases/g5a/xx.xx/))
- Evidence informing base-year allocation inputs; displayed values and growth are calculated: The annual currency-conversion convention prevents mixing local-currency demand inputs with USD allocation weights. ([federalreserve.gov](https://www.federalreserve.gov/releases/g5a/xx.xx/))
- Evidence informing forecast-year allocation inputs; displayed values and growth are calculated: The annual currency-conversion convention prevents mixing local-currency demand inputs with USD allocation weights. ([federalreserve.gov](https://www.federalreserve.gov/releases/g5a/xx.xx/))

26. GCC Statistical Center - Education Statistics 2024 announcement, March 23, 2026

- Evidence informing base-year allocation inputs; displayed values and growth are calculated: Approximately xx.xx general-school pupils constrain the regional educational customer pool; national apportionment and monetization are assumed. ([gccstat.org](https://www.gccstat.org/news/xx.xx))
- Evidence informing forecast-year allocation inputs; displayed values and growth are calculated: Approximately xx.xx general-school pupils constrain the regional educational customer pool; national apportionment and monetization are assumed. ([gccstat.org](https://www.gccstat.org/news/xx.xx))

27. South African Book Publishing Industry Survey 2023-2024

- Evidence informing base-year allocation inputs; displayed values and growth are calculated: The transparent national publisher survey supplies a regional commercial comparator, not an observed African printing-service total. ([publishsa.co.za](https://publishsa.co.za/wp-content/uploads/2025/xx.xx/South-African-Book-Publishing-Industry-Survey-2023-2024.pdf))
- Evidence informing forecast-year allocation inputs; displayed values and growth are calculated: The transparent national publisher survey supplies a regional commercial comparator, not an observed African printing-service total. ([publishsa.co.za](https://publishsa.co.za/wp-content/uploads/2025/xx.xx/South-African-Book-Publishing-Industry-Survey-2023-2024.pdf))

18.1. Asia-Pacific

Table 273. Asia-Pacific Book Printing & Packaging Services Market, by Country growth contribution, 2025-2032

Category	2025 value (USD Million)	2032 value (USD Million)	Added value (USD Million)	2025 share (%)	2032 share (%)	Change (pp)	Growth share (%)	CAGR (%)
Australia	xx.xx	xx.xx	xx.xx	xx.xx	xx.xx	xx.xx	xx.xx	xx.xx
China	xx.xx	xx.xx	xx.xx	xx.xx	xx.xx	xx.xx	xx.xx	xx.xx
India	xx.xx	xx.xx	xx.xx	xx.xx	xx.xx	xx.xx	xx.xx	xx.xx
Indonesia	xx.xx	xx.xx	xx.xx	xx.xx	xx.xx	xx.xx	xx.xx	xx.xx
Japan	xx.xx	xx.xx	xx.xx	xx.xx	xx.xx	xx.xx	xx.xx	xx.xx
Malaysia	xx.xx	xx.xx	xx.xx	xx.xx	xx.xx	xx.xx	xx.xx	xx.xx
Philippines	xx.xx	xx.xx	xx.xx	xx.xx	xx.xx	xx.xx	xx.xx	xx.xx
Singapore	xx.xx	xx.xx	xx.xx	xx.xx	xx.xx	xx.xx	xx.xx	xx.xx
South Korea	xx.xx	xx.xx	xx.xx	xx.xx	xx.xx	xx.xx	xx.xx	xx.xx
Taiwan	xx.xx	xx.xx	xx.xx	xx.xx	xx.xx	xx.xx	xx.xx	xx.xx
Thailand	xx.xx	xx.xx	xx.xx	xx.xx	xx.xx	xx.xx	xx.xx	xx.xx
Unallocated / remaining scope	xx.xx	xx.xx	xx.xx	xx.xx	xx.xx	xx.xx	xx.xx	xx.xx
Scope total	**xx.xx**	**xx.xx**	**xx.xx**	**xx.xx**	**xx.xx**	**xx.xx**	**xx.xx**	**xx.xx**

Table 274. Asia-Pacific Book Printing & Packaging Services Market Size, by Region, 2017-2040 (USD Million)

Region	2017	2024	2025	2026	2027	2032	2040	CAGR (%)
Australia	xx.xx	xx.xx	xx.xx	xx.xx	xx.xx	xx.xx	xx.xx	xx.xx
China	xx.xx	xx.xx	xx.xx	xx.xx	xx.xx	xx.xx	xx.xx	xx.xx
India	xx.xx	xx.xx	xx.xx	xx.xx	xx.xx	xx.xx	xx.xx	xx.xx
Indonesia	xx.xx	xx.xx	xx.xx	xx.xx	xx.xx	xx.xx	xx.xx	xx.xx
Japan	xx.xx	xx.xx	xx.xx	xx.xx	xx.xx	xx.xx	xx.xx	xx.xx
Malaysia	xx.xx	xx.xx	xx.xx	xx.xx	xx.xx	xx.xx	xx.xx	xx.xx
Philippines	xx.xx	xx.xx	xx.xx	xx.xx	xx.xx	xx.xx	xx.xx	xx.xx
Singapore	xx.xx	xx.xx	xx.xx	xx.xx	xx.xx	xx.xx	xx.xx	xx.xx
South Korea	xx.xx	xx.xx	xx.xx	xx.xx	xx.xx	xx.xx	xx.xx	xx.xx
Taiwan	xx.xx	xx.xx	xx.xx	xx.xx	xx.xx	xx.xx	xx.xx	xx.xx
Thailand	xx.xx	xx.xx	xx.xx	xx.xx	xx.xx	xx.xx	xx.xx	xx.xx
Others	xx.xx	xx.xx	xx.xx	xx.xx	xx.xx	xx.xx	xx.xx	xx.xx
Total	**xx.xx**	**xx.xx**	**xx.xx**	**xx.xx**	**xx.xx**	**xx.xx**	**xx.xx**	**xx.xx**

Table 275. Asia-Pacific Book Printing & Packaging Services Market Size, by Service Offering, 2017-2040 (USD Million)

Service Offering	2017	2024	2025	2026	2027	2032	2040	CAGR (%)
Book Packaging Production	xx.xx	xx.xx	xx.xx	xx.xx	xx.xx	xx.xx	xx.xx	xx.xx
Book Packing & Kitting	xx.xx	xx.xx	xx.xx	xx.xx	xx.xx	xx.xx	xx.xx	xx.xx
Book Printing	xx.xx	xx.xx	xx.xx	xx.xx	xx.xx	xx.xx	xx.xx	xx.xx
Bookbinding & Finishing	xx.xx	xx.xx	xx.xx	xx.xx	xx.xx	xx.xx	xx.xx	xx.xx
Prepress Services	xx.xx	xx.xx	xx.xx	xx.xx	xx.xx	xx.xx	xx.xx	xx.xx
Print Production Management	xx.xx	xx.xx	xx.xx	xx.xx	xx.xx	xx.xx	xx.xx	xx.xx
Production-Linked Fulfillment	xx.xx	xx.xx	xx.xx	xx.xx	xx.xx	xx.xx	xx.xx	xx.xx
Total	**xx.xx**	**xx.xx**	**xx.xx**	**xx.xx**	**xx.xx**	**xx.xx**	**xx.xx**	**xx.xx**

Table 276. Asia-Pacific Book Printing & Packaging Services Market Size, by Book Format, 2017-2040 (USD Million)

Book Format	2017	2024	2025	2026	2027	2032	2040	CAGR (%)
Accordion-Fold Books	xx.xx	xx.xx	xx.xx	xx.xx	xx.xx	xx.xx	xx.xx	xx.xx
Bath Books	xx.xx	xx.xx	xx.xx	xx.xx	xx.xx	xx.xx	xx.xx	xx.xx
Board Books	xx.xx	xx.xx	xx.xx	xx.xx	xx.xx	xx.xx	xx.xx	xx.xx
Foam Books	xx.xx	xx.xx	xx.xx	xx.xx	xx.xx	xx.xx	xx.xx	xx.xx
Hardcover Books	xx.xx	xx.xx	xx.xx	xx.xx	xx.xx	xx.xx	xx.xx	xx.xx
Loose-Leaf Books	xx.xx	xx.xx	xx.xx	xx.xx	xx.xx	xx.xx	xx.xx	xx.xx
Paperback & Softcover Books	xx.xx	xx.xx	xx.xx	xx.xx	xx.xx	xx.xx	xx.xx	xx.xx
Saddle-Stitched Booklets	xx.xx	xx.xx	xx.xx	xx.xx	xx.xx	xx.xx	xx.xx	xx.xx
Slide-Bound Books	xx.xx	xx.xx	xx.xx	xx.xx	xx.xx	xx.xx	xx.xx	xx.xx
Textile Books	xx.xx	xx.xx	xx.xx	xx.xx	xx.xx	xx.xx	xx.xx	xx.xx
Wire, Coil & Comb-Bound Books	xx.xx	xx.xx	xx.xx	xx.xx	xx.xx	xx.xx	xx.xx	xx.xx
Total	**xx.xx**	**xx.xx**	**xx.xx**	**xx.xx**	**xx.xx**	**xx.xx**	**xx.xx**	**xx.xx**

Table 277. Asia-Pacific Book Printing & Packaging Services Market Size, by Packaging Format, 2017-2040 (USD Million)

Packaging Format	2017	2024	2025	2026	2027	2032	2040	CAGR (%)
Bags & Pouches	xx.xx	xx.xx	xx.xx	xx.xx	xx.xx	xx.xx	xx.xx	xx.xx
Blister & Clamshell Packs	xx.xx	xx.xx	xx.xx	xx.xx	xx.xx	xx.xx	xx.xx	xx.xx
Boxes & Lidded Cases	xx.xx	xx.xx	xx.xx	xx.xx	xx.xx	xx.xx	xx.xx	xx.xx
Envelopes, Wallets & Folders	xx.xx	xx.xx	xx.xx	xx.xx	xx.xx	xx.xx	xx.xx	xx.xx
Film & Paper Wraps	xx.xx	xx.xx	xx.xx	xx.xx	xx.xx	xx.xx	xx.xx	xx.xx
Protective Inserts & Cushioning	xx.xx	xx.xx	xx.xx	xx.xx	xx.xx	xx.xx	xx.xx	xx.xx
Seals & Strapping	xx.xx	xx.xx	xx.xx	xx.xx	xx.xx	xx.xx	xx.xx	xx.xx
Sleeves & Wraparound Bands	xx.xx	xx.xx	xx.xx	xx.xx	xx.xx	xx.xx	xx.xx	xx.xx
Slipcases	xx.xx	xx.xx	xx.xx	xx.xx	xx.xx	xx.xx	xx.xx	xx.xx
Others	xx.xx	xx.xx	xx.xx	xx.xx	xx.xx	xx.xx	xx.xx	xx.xx
Total	**xx.xx**	**xx.xx**	**xx.xx**	**xx.xx**	**xx.xx**	**xx.xx**	**xx.xx**	**xx.xx**

Table 278. Asia-Pacific Book Printing & Packaging Services Market Size, by Printing Technology, 2017-2040 (USD Million)

Printing Technology	2017	2024	2025	2026	2027	2032	2040	CAGR (%)
Braille Embossing	xx.xx	xx.xx	xx.xx	xx.xx	xx.xx	xx.xx	xx.xx	xx.xx
Digital Printing	xx.xx	xx.xx	xx.xx	xx.xx	xx.xx	xx.xx	xx.xx	xx.xx
Flexographic Printing	xx.xx	xx.xx	xx.xx	xx.xx	xx.xx	xx.xx	xx.xx	xx.xx
Gravure Printing	xx.xx	xx.xx	xx.xx	xx.xx	xx.xx	xx.xx	xx.xx	xx.xx
Letterpress Printing	xx.xx	xx.xx	xx.xx	xx.xx	xx.xx	xx.xx	xx.xx	xx.xx
Offset Lithography	xx.xx	xx.xx	xx.xx	xx.xx	xx.xx	xx.xx	xx.xx	xx.xx
Screen Printing	xx.xx	xx.xx	xx.xx	xx.xx	xx.xx	xx.xx	xx.xx	xx.xx
Silver-Halide Photographic Printing	xx.xx	xx.xx	xx.xx	xx.xx	xx.xx	xx.xx	xx.xx	xx.xx
Stencil Duplicator Printing	xx.xx	xx.xx	xx.xx	xx.xx	xx.xx	xx.xx	xx.xx	xx.xx
Others	xx.xx	xx.xx	xx.xx	xx.xx	xx.xx	xx.xx	xx.xx	xx.xx
Total	**xx.xx**	**xx.xx**	**xx.xx**	**xx.xx**	**xx.xx**	**xx.xx**	**xx.xx**	**xx.xx**

Table 279. Asia-Pacific Book Printing & Packaging Services Market Size, by Offset Lithography, 2017-2040 (USD Million)

Offset Lithography	2017	2024	2025	2026	2027	2032	2040	CAGR (%)
Sheetfed Offset Printing	xx.xx	xx.xx	xx.xx	xx.xx	xx.xx	xx.xx	xx.xx	xx.xx
Web Offset Printing	xx.xx	xx.xx	xx.xx	xx.xx	xx.xx	xx.xx	xx.xx	xx.xx
Total	**xx.xx**	**xx.xx**	**xx.xx**	**xx.xx**	**xx.xx**	**xx.xx**	**xx.xx**	**xx.xx**

Table 280. Asia-Pacific Book Printing & Packaging Services Market Size, by Digital Printing, 2017-2040 (USD Million)

Digital Printing	2017	2024	2025	2026	2027	2032	2040	CAGR (%)
Electrophotographic Printing	xx.xx	xx.xx	xx.xx	xx.xx	xx.xx	xx.xx	xx.xx	xx.xx
Inkjet Printing	xx.xx	xx.xx	xx.xx	xx.xx	xx.xx	xx.xx	xx.xx	xx.xx
Thermal Printing	xx.xx	xx.xx	xx.xx	xx.xx	xx.xx	xx.xx	xx.xx	xx.xx
Total	**xx.xx**	**xx.xx**	**xx.xx**	**xx.xx**	**xx.xx**	**xx.xx**	**xx.xx**	**xx.xx**

Table 281. Asia-Pacific Book Printing & Packaging Services Market Size, by Publication Application, 2017-2040 (USD Million)

Publication Application	2017	2024	2025	2026	2027	2032	2040	CAGR (%)
Activity & Puzzle Books	xx.xx	xx.xx	xx.xx	xx.xx	xx.xx	xx.xx	xx.xx	xx.xx
Art & Photography Books	xx.xx	xx.xx	xx.xx	xx.xx	xx.xx	xx.xx	xx.xx	xx.xx
Commemorative & Personal Books	xx.xx	xx.xx	xx.xx	xx.xx	xx.xx	xx.xx	xx.xx	xx.xx
Educational & Training Books	xx.xx	xx.xx	xx.xx	xx.xx	xx.xx	xx.xx	xx.xx	xx.xx
General-Interest Books	xx.xx	xx.xx	xx.xx	xx.xx	xx.xx	xx.xx	xx.xx	xx.xx
Institutional & Corporate Books	xx.xx	xx.xx	xx.xx	xx.xx	xx.xx	xx.xx	xx.xx	xx.xx
Music Books & Scores	xx.xx	xx.xx	xx.xx	xx.xx	xx.xx	xx.xx	xx.xx	xx.xx
Religious & Devotional Books	xx.xx	xx.xx	xx.xx	xx.xx	xx.xx	xx.xx	xx.xx	xx.xx
Scholarly & Professional Books	xx.xx	xx.xx	xx.xx	xx.xx	xx.xx	xx.xx	xx.xx	xx.xx
Total	**xx.xx**	**xx.xx**	**xx.xx**	**xx.xx**	**xx.xx**	**xx.xx**	**xx.xx**	**xx.xx**

Table 282. Asia-Pacific Book Printing & Packaging Services Market Size, by Educational & Training Books, 2017-2040 (USD Million)

Educational & Training Books	2017	2024	2025	2026	2027	2032	2040	CAGR (%)
Higher Education Textbooks	xx.xx	xx.xx	xx.xx	xx.xx	xx.xx	xx.xx	xx.xx	xx.xx
School Textbooks & Workbooks	xx.xx	xx.xx	xx.xx	xx.xx	xx.xx	xx.xx	xx.xx	xx.xx
Vocational & Continuing Education Books	xx.xx	xx.xx	xx.xx	xx.xx	xx.xx	xx.xx	xx.xx	xx.xx
Total	**xx.xx**	**xx.xx**	**xx.xx**	**xx.xx**	**xx.xx**	**xx.xx**	**xx.xx**	**xx.xx**

Table 283. Asia-Pacific Book Printing & Packaging Services Market Size, by Commemorative & Personal Books, 2017-2040 (USD Million)

Commemorative & Personal Books	2017	2024	2025	2026	2027	2032	2040	CAGR (%)
Personal Photo & Memory Books	xx.xx	xx.xx	xx.xx	xx.xx	xx.xx	xx.xx	xx.xx	xx.xx
Yearbooks & Organizational Commemoratives	xx.xx	xx.xx	xx.xx	xx.xx	xx.xx	xx.xx	xx.xx	xx.xx
Total	**xx.xx**	**xx.xx**	**xx.xx**	**xx.xx**	**xx.xx**	**xx.xx**	**xx.xx**	**xx.xx**

Table 284. Asia-Pacific Book Printing & Packaging Services Market Size, by Scholarly & Professional Books, 2017-2040 (USD Million)

Scholarly & Professional Books	2017	2024	2025	2026	2027	2032	2040	CAGR (%)
Professional & Technical Reference Books	xx.xx	xx.xx	xx.xx	xx.xx	xx.xx	xx.xx	xx.xx	xx.xx
Scholarly Research Books	xx.xx	xx.xx	xx.xx	xx.xx	xx.xx	xx.xx	xx.xx	xx.xx
Total	**xx.xx**	**xx.xx**	**xx.xx**	**xx.xx**	**xx.xx**	**xx.xx**	**xx.xx**	**xx.xx**

Table 285. Asia-Pacific Book Printing & Packaging Services Market Size, by Buyer Type, 2017-2040 (USD Million)

Buyer Type	2017	2024	2025	2026	2027	2032	2040	CAGR (%)
Corporate & Commercial Buyers	xx.xx	xx.xx	xx.xx	xx.xx	xx.xx	xx.xx	xx.xx	xx.xx
Educational & Research Institutions	xx.xx	xx.xx	xx.xx	xx.xx	xx.xx	xx.xx	xx.xx	xx.xx
Government & Intergovernmental Bodies	xx.xx	xx.xx	xx.xx	xx.xx	xx.xx	xx.xx	xx.xx	xx.xx
Nonprofit & Membership Organizations	xx.xx	xx.xx	xx.xx	xx.xx	xx.xx	xx.xx	xx.xx	xx.xx
Print & Production Service Providers	xx.xx	xx.xx	xx.xx	xx.xx	xx.xx	xx.xx	xx.xx	xx.xx
Private Individuals & Households	xx.xx	xx.xx	xx.xx	xx.xx	xx.xx	xx.xx	xx.xx	xx.xx
Publishing Organizations	xx.xx	xx.xx	xx.xx	xx.xx	xx.xx	xx.xx	xx.xx	xx.xx
Self-Publishing Authors & Creators	xx.xx	xx.xx	xx.xx	xx.xx	xx.xx	xx.xx	xx.xx	xx.xx
Total	**xx.xx**	**xx.xx**	**xx.xx**	**xx.xx**	**xx.xx**	**xx.xx**	**xx.xx**	**xx.xx**

Table 286. Asia-Pacific Book Printing & Packaging Services Market Size, by Production Model, 2017-2040 (USD Million)

Production Model	2017	2024	2025	2026	2027	2032	2040	CAGR (%)
Planned Stock Production	xx.xx	xx.xx	xx.xx	xx.xx	xx.xx	xx.xx	xx.xx	xx.xx
Print-on-Demand	xx.xx	xx.xx	xx.xx	xx.xx	xx.xx	xx.xx	xx.xx	xx.xx
Stock Replenishment	xx.xx	xx.xx	xx.xx	xx.xx	xx.xx	xx.xx	xx.xx	xx.xx
Total	**xx.xx**	**xx.xx**	**xx.xx**	**xx.xx**	**xx.xx**	**xx.xx**	**xx.xx**	**xx.xx**

Table 287. Asia-Pacific Book Printing & Packaging Services Market Size, by Fulfillment Model, 2017-2040 (USD Million)

Fulfillment Model	2017	2024	2025	2026	2027	2032	2040	CAGR (%)
Consolidated Handoff	xx.xx	xx.xx	xx.xx	xx.xx	xx.xx	xx.xx	xx.xx	xx.xx
Distribution-List Delivery	xx.xx	xx.xx	xx.xx	xx.xx	xx.xx	xx.xx	xx.xx	xx.xx
Order-Level Fulfillment	xx.xx	xx.xx	xx.xx	xx.xx	xx.xx	xx.xx	xx.xx	xx.xx
Total	**xx.xx**	**xx.xx**	**xx.xx**	**xx.xx**	**xx.xx**	**xx.xx**	**xx.xx**	**xx.xx**

Table 288. Asia-Pacific Book Printing & Packaging Services Market Size, by Procurement Channel, 2017-2040 (USD Million)

Procurement Channel	2017	2024	2025	2026	2027	2032	2040	CAGR (%)
Direct Provider Contracting	xx.xx	xx.xx	xx.xx	xx.xx	xx.xx	xx.xx	xx.xx	xx.xx
Intermediary-Led Contracting	xx.xx	xx.xx	xx.xx	xx.xx	xx.xx	xx.xx	xx.xx	xx.xx
Total	**xx.xx**	**xx.xx**	**xx.xx**	**xx.xx**	**xx.xx**	**xx.xx**	**xx.xx**	**xx.xx**

Table 289. Asia-Pacific Book Printing & Packaging Services Market Size, by Print Run Length, 2017-2040 (USD Million)

Print Run Length	2017	2024	2025	2026	2027	2032	2040	CAGR (%)
Long Runs	xx.xx	xx.xx	xx.xx	xx.xx	xx.xx	xx.xx	xx.xx	xx.xx
Medium Runs	xx.xx	xx.xx	xx.xx	xx.xx	xx.xx	xx.xx	xx.xx	xx.xx
Short Runs	xx.xx	xx.xx	xx.xx	xx.xx	xx.xx	xx.xx	xx.xx	xx.xx
Single-Copy Runs	xx.xx	xx.xx	xx.xx	xx.xx	xx.xx	xx.xx	xx.xx	xx.xx
Total	**xx.xx**	**xx.xx**	**xx.xx**	**xx.xx**	**xx.xx**	**xx.xx**	**xx.xx**	**xx.xx**

Table 290. Asia-Pacific Book Printing & Packaging Services Market Size, by Interior Color, 2017-2040 (USD Million)

Interior Color	2017	2024	2025	2026	2027	2032	2040	CAGR (%)
Black-and-White Interiors	xx.xx	xx.xx	xx.xx	xx.xx	xx.xx	xx.xx	xx.xx	xx.xx
Full-Color Interiors	xx.xx	xx.xx	xx.xx	xx.xx	xx.xx	xx.xx	xx.xx	xx.xx
Spot-Color Interiors	xx.xx	xx.xx	xx.xx	xx.xx	xx.xx	xx.xx	xx.xx	xx.xx
Total	**xx.xx**	**xx.xx**	**xx.xx**	**xx.xx**	**xx.xx**	**xx.xx**	**xx.xx**	**xx.xx**

Sources & Evidence

1. European Book Publishing Statistics 2024
   - Evidence informing the 2024 market-value input; displayed series and growth include calculations: European publishers reported approximately EUR xx.xx of net book-sales revenue in 2024. The disclosed ebook and audiobook proportions inform the modeled xx.xx% physical-book revenue proportion; publisher revenue is an input, not printing-service revenue.
   - Evidence informing the 2025 market-value input; displayed series and growth include calculations: The 2024 publisher-revenue and format observations provide the European demand input carried into the 2025 estimate.

2. The Global Publishing Industry in 2022

- Evidence informing the 2024 market-value input; displayed series and growth include calculations: Table xx.xx supplies country-level publishing revenues and identifies differences between retail-value, publisher-revenue, print-only and prior-year observations. Selected non-European country observations are adjusted for physical formats and period before estimating production spending.
- Evidence informing the 2025 market-value input; displayed series and growth include calculations: The selected country observations contribute to the demand pool underlying the 2025 working estimate. Nielsen retail datasets elsewhere in the publication are not used.
- Evidence informing base-year allocation inputs; displayed values and growth are calculated: Country revenue, format and registration proxies constrain allocation. ([wipo.int](https://www.wipo.int/edocs/pubdocs/en/wipo-pub-xx.xx-2023-xx.xx-en-the-global-publishing-industry-in-2022.pdf))
- Evidence informing forecast-year allocation inputs; displayed values and growth are calculated: Country revenue, format and registration proxies constrain allocation. ([wipo.int](https://www.wipo.int/edocs/pubdocs/en/wipo-pub-xx.xx-2023-xx.xx-en-the-global-publishing-industry-in-2022.pdf))
- Evidence informing base-year allocation inputs; displayed values and growth are calculated: Primary survey sector differences constrain the education-adjusted hardcover proxy.
- Evidence informing forecast-year allocation inputs; displayed values and growth are calculated: Primary survey sector differences constrain the education-adjusted hardcover proxy.
- Evidence informing base-year allocation inputs; displayed values and growth are calculated: Educational/trade differences qualify extrapolation of U.S. consumer-format revenue.
- Evidence informing forecast-year allocation inputs; displayed values and growth are calculated: Educational/trade differences qualify extrapolation of U.S. consumer-format revenue.
- Evidence informing base-year allocation inputs; displayed values and growth are calculated: USD xx.xx of surveyed children's publishing revenue anchors the modeled specialty demand pool, not supplier receipts.
- Evidence informing forecast-year allocation inputs; displayed values and growth are calculated: USD xx.xx of surveyed children's publishing revenue anchors the modeled specialty demand pool, not supplier receipts.
- Evidence informing base-year allocation inputs; displayed values and growth are calculated: Sector data constrain the commissioning-pool proxy; mechanical incidence remains assumed.
- Evidence informing forecast-year allocation inputs; displayed values and growth are calculated: Sector data constrain the commissioning-pool proxy; mechanical incidence remains assumed.
- Evidence informing base-year allocation inputs; displayed values and growth are calculated: Educational demand supplies a common economic anchor; loose-leaf incidence remains modeled.
- Evidence informing forecast-year allocation inputs; displayed values and growth are calculated: Educational demand supplies a common economic anchor; loose-leaf incidence remains modeled.
- Evidence informing base-year allocation inputs; displayed values and growth are calculated: Sector observations constrain the educational short-book commissioning pool.
- Evidence informing forecast-year allocation inputs; displayed values and growth are calculated: Sector observations constrain the educational short-book commissioning pool.
- Evidence informing base-year allocation inputs; displayed values and growth are calculated: The commissioning-pool anchor supports an explicit sparse-format incidence model.
- Evidence informing forecast-year allocation inputs; displayed values and growth are calculated: The commissioning-pool anchor supports an explicit sparse-format incidence model.
- Evidence informing base-year allocation inputs; displayed values and growth are calculated: Children's demand anchors the accordion working estimate, not observed accordion orders.
- Evidence informing forecast-year allocation inputs; displayed values and growth are calculated: Children's demand anchors the accordion working estimate, not observed accordion orders.
- Evidence informing base-year allocation inputs; displayed values and growth are calculated: Children's demand anchors assumed textile-book order incidence.
- Evidence informing forecast-year allocation inputs; displayed values and growth are calculated: Children's demand anchors assumed textile-book order incidence.
- Evidence informing base-year allocation inputs; displayed values and growth are calculated: Children's demand anchors assumed bath-book order incidence.
- Evidence informing forecast-year allocation inputs; displayed values and growth are calculated: Children's demand anchors assumed bath-book order incidence.
- Evidence informing base-year allocation inputs; displayed values and growth are calculated: Children's demand anchors assumed foam-book order incidence.

3. 2024 年新闻出版统计公报

- Evidence informing the 2024 market-value input; displayed series and growth include calculations: For 2024, the official table reports xx.xx book copies or sheets and CNY xx.xx of book-publishing revenue. These constrain the demand bridge and historical contraction, rather than directly measuring printing-service sales.
- Evidence informing the 2025 market-value input; displayed series and growth include calculations: The 2024 book-publishing observation supplies the Chinese demand primitive for the 2025 model.
- Evidence informing base-year allocation inputs; displayed values and growth are calculated: 2024 book-publishing revenue of CNY xx.xx supplies the physical-demand proxy; reported output contraction qualifies growth assumptions. ([nppa.gov.cn](https://www.nppa.gov.cn/xxgk/fdzdgknr/tjxx/xx.xx/P020251218382424228218.pdf))
- Evidence informing forecast-year allocation inputs; displayed values and growth are calculated: 2024 book-publishing revenue of CNY xx.xx supplies the physical-demand proxy; reported output contraction qualifies growth assumptions. ([nppa.gov.cn](https://www.nppa.gov.cn/xxgk/fdzdgknr/tjxx/xx.xx/P020251218382424228218.pdf))
- Evidence informing base-year allocation inputs; displayed values and growth are calculated: The Chinese book-publishing observation is a major regional demand input, distinct from all printing and packaging industry revenue. ([nppa.gov.cn](https://www.nppa.gov.cn/xxgk/fdzdgknr/tjxx/xx.xx/P020251218382424228218.pdf))
- Evidence informing forecast-year allocation inputs; displayed values and growth are calculated: The Chinese book-publishing observation is a major regional demand input, distinct from all printing and packaging industry revenue. ([nppa.gov.cn](https://www.nppa.gov.cn/xxgk/fdzdgknr/tjxx/xx.xx/P020251218382424228218.pdf))
- Evidence informing base-year allocation inputs; displayed values and growth are calculated: Official 2024 output of xx.xx copies/sheets constrains total modeled publisher activity; it does not disclose single-copy production.
- Evidence informing forecast-year allocation inputs; displayed values and growth are calculated: Official 2024 output of xx.xx copies/sheets constrains total modeled publisher activity; it does not disclose single-copy production.
- Evidence informing base-year allocation inputs; displayed values and growth are calculated: Aggregate copies and annual title output constrain the shared activity model, not an observed short-run share.
- Evidence informing forecast-year allocation inputs; displayed values and growth are calculated: Aggregate copies and annual title output constrain the shared activity model, not an observed short-run share.
- Evidence informing base-year allocation inputs; displayed values and growth are calculated: Aggregate production provides a scale check for the medium-run assumption; annual copies per title are not individual batches.
- Evidence informing forecast-year allocation inputs; displayed values and growth are calculated: Aggregate production provides a scale check for the medium-run assumption; annual copies per title are not individual batches.
- Evidence informing base-year allocation inputs; displayed values and growth are calculated: Approximately xx.xx annual copies per title constrain the long-run scenario without proving its batch mix or forecast.
- Evidence informing forecast-year allocation inputs; displayed values and growth are calculated: Approximately xx.xx annual copies per title constrain the long-run scenario without proving its batch mix or forecast.

4. Foreign Exchange Rates - G.5A Annual, January 5, 2026

- Evidence informing the 2024 market-value input; displayed series and growth include calculations: The official 2024 annual-average conversion inputs are USD xx.xx per EUR, CNY xx.xx per USD and CAD xx.xx per USD.
- Evidence informing the 2025 market-value input; displayed series and growth include calculations: The exchange-rate table establishes the conversion basis of the preceding-year demand inputs used in the 2025 estimate; subsequent effective-USD price assumptions are modeled separately.

5. Book publishing industry, 2024 - Statistics Canada
   - Evidence informing the 2024 market-value input; displayed series and growth include calculations: Canadian publishers reported CAD xx.xx of print sales outside the online category and CAD xx.xx of online print sales in 2024. Their sum, rather than total operating revenue, supplies the physical-book demand input.
   - Evidence informing the 2025 market-value input; displayed series and growth include calculations: Reported cost of goods sold of CAD xx.xx, up CAD xx.xx from 2022, supplies a cost-pressure cross-check, not a directly attributable printing-services total.
   - Evidence informing base-year allocation inputs; displayed values and growth are calculated: Canadian online versus other print-sales values constrain parcel exposure, with explicit value-to-unit and geographic limitations.
   - Evidence informing forecast-year allocation inputs; displayed values and growth are calculated: Canadian online versus other print-sales values constrain parcel exposure, with explicit value-to-unit and geographic limitations.
   - Evidence informing base-year allocation inputs; displayed values and growth are calculated: The print-channel value mix supplies a limited parcel-demand proxy, not observed envelope purchases.
   - Evidence informing forecast-year allocation inputs; displayed values and growth are calculated: The print-channel value mix supplies a limited parcel-demand proxy, not observed envelope purchases.
   - Evidence informing base-year allocation inputs; displayed values and growth are calculated: The print-channel value mix supplies a limited parcel-demand proxy, not observed bag purchases.
   - Evidence informing forecast-year allocation inputs; displayed values and growth are calculated: The print-channel value mix supplies a limited parcel-demand proxy, not observed bag purchases.
   - Evidence informing base-year allocation inputs; displayed values and growth are calculated: Modest observed online-print growth qualifies aggressive parcel-related wrapping assumptions.
   - Evidence informing forecast-year allocation inputs; displayed values and growth are calculated: Modest observed online-print growth qualifies aggressive parcel-related wrapping assumptions.
   - Evidence informing base-year allocation inputs; displayed values and growth are calculated: Channel activity constrains the modeled delivery-pack population requiring separate protection.
   - Evidence informing forecast-year allocation inputs; displayed values and growth are calculated: Channel activity constrains the modeled delivery-pack population requiring separate protection.
   - Evidence informing base-year allocation inputs; displayed values and growth are calculated: Channel activity constrains the modeled delivery-pack population requiring closures.
   - Evidence informing forecast-year allocation inputs; displayed values and growth are calculated: Channel activity constrains the modeled delivery-pack population requiring closures.
6. U.S. Census Bureau - Books Printing: Shipments, annual table
   - Evidence informing the 2017 market-value input; displayed series and growth include calculations: U.S. books-printing shipments were USD xx.xx in 2017; this is a national production anchor for the historical model.
   - Evidence informing the 2018 market-value input; displayed series and growth include calculations: U.S. books-printing shipments were USD xx.xx in 2018.
   - Evidence informing the 2019 market-value input; displayed series and growth include calculations: U.S. books-printing shipments were USD xx.xx in 2019.
   - Evidence informing the 2020 market-value input; displayed series and growth include calculations: U.S. books-printing shipments were USD xx.xx in 2020.
   - Evidence informing the 2021 market-value input; displayed series and growth include calculations: U.S. books-printing shipments were USD xx.xx in 2021.
   - Evidence informing the 2022 market-value input; displayed series and growth include calculations: U.S. books-printing shipments were USD xx.xx in 2022.
   - Evidence informing the 2024 market-value input; displayed series and growth include calculations: U.S. books-printing shipments were USD xx.xx in 2024. This national industrial measure is narrower than the composite global service boundary.

7. U.S. Census Bureau - Book Publishers, All Establishments: Revenue, annual table
   - Evidence informing the 2024 market-value input; displayed series and growth include calculations: The Census annual series reports USD xx.xx of U.S. book-publisher revenue for 2024. A modeled xx.xx% physical-book proportion excludes digital and other adjacent receipts.
   - Evidence informing the 2025 market-value input; displayed series and growth include calculations: The 2024 Census observation replaces an older survey-based U.S. revenue bridge in the demand pool underlying 2025.

8. Scholastic Corporation - Form 10-K for the year ended May 31, 2025

- Evidence informing the 2024 market-value input; displayed series and growth include calculations: Scholastic's fiscal 2024 product, service, production and inventory-reserve costs were xx.xx% of revenue; postage, freight, shipping, fulfillment and other costs were xx.xx%. These broad categories constrain, but do not directly establish, eligible outsourced-service spending.
- Evidence informing the 2025 market-value input; displayed series and growth include calculations: The corresponding fiscal 2025 proportions were xx.xx% and xx.xx%. Royalties and prepublication amortization are separately disclosed, allowing their exclusion from the service-market bridge.
- Evidence informing base-year allocation inputs; displayed values and growth are calculated: Fiscal-2025 product, service, production and inventory-reserve costs were xx.xx% of revenue. The broader cost category constrains the manufacturing spending boundary but does not directly disclose printing-service revenue.
- Evidence informing forecast-year allocation inputs; displayed values and growth are calculated: Fiscal-2025 product, service, production and inventory-reserve costs were xx.xx% of revenue. The broader cost category constrains the manufacturing spending boundary but does not directly disclose printing-service revenue.
- Evidence informing base-year allocation inputs; displayed values and growth are calculated: Prepublication amortization is disclosed separately from production costs, supporting exclusion of adjacent amortization rather than equating it with externally purchased prepress.
- Evidence informing forecast-year allocation inputs; displayed values and growth are calculated: Prepublication amortization is disclosed separately from production costs, supporting exclusion of adjacent amortization rather than equating it with externally purchased prepress.
- Evidence informing base-year allocation inputs; displayed values and growth are calculated: Postage, freight, shipping, fulfillment and other costs were xx.xx% of revenue in fiscal 2025 versus xx.xx% in fiscal 2024. This is a broad buyer-cost check, not an eligible outsourced-fulfillment share.
- Evidence informing forecast-year allocation inputs; displayed values and growth are calculated: Postage, freight, shipping, fulfillment and other costs were xx.xx% of revenue in fiscal 2025 versus xx.xx% in fiscal 2024. This is a broad buyer-cost check, not an eligible outsourced-fulfillment share.
- Evidence informing base-year allocation inputs; displayed values and growth are calculated: Outsourced manufacturing coexists with company-operated distribution. Fiscal-2025 production-related costs were xx.xx% of revenue, constraining the inherited spending bridge rather than directly measuring the assumed route fraction.
- Evidence informing forecast-year allocation inputs; displayed values and growth are calculated: Outsourced manufacturing coexists with company-operated distribution. Fiscal-2025 production-related costs were xx.xx% of revenue, constraining the inherited spending bridge rather than directly measuring the assumed route fraction.
- Evidence informing base-year allocation inputs; displayed values and growth are calculated: Book-club revenue was xx.xx% online-ordered and xx.xx% parent-ordered, while products typically went to classrooms. This challenges the use of online sales as a proxy for the external contractor's delivery model.
- Evidence informing forecast-year allocation inputs; displayed values and growth are calculated: Book-club revenue was xx.xx% online-ordered and xx.xx% parent-ordered, while products typically went to classrooms. This challenges the use of online sales as a proxy for the external contractor's delivery model.
- Evidence informing base-year allocation inputs; displayed values and growth are calculated: Direct printer-to-customer fulfillment is a disclosed option. Broader logistics/other costs were xx.xx% of revenue versus xx.xx% previously, providing a cost-boundary check but no global order-level share or service-price growth observation.
- Evidence informing forecast-year allocation inputs; displayed values and growth are calculated: Direct printer-to-customer fulfillment is a disclosed option. Broader logistics/other costs were xx.xx% of revenue versus xx.xx% previously, providing a cost-boundary check but no global order-level share or service-price growth observation.

9. CEWE achieves all targets in 2025 and aims to further increase revenue and earnings in 2026

- Evidence informing the 2025 market-value input; displayed series and growth include calculations: CEWE reported xx.xx CEWE PHOTOBOOK copies in 2025 versus xx.xx in 2024, supporting a positive specialty-book volume assumption without establishing global adoption.
- Evidence informing the 2026 market-value input; displayed series and growth include calculations: Observed 2025 photobook growth informs the specialty-demand assumption for 2026; the market value remains modeled.
- Evidence informing the 2032 market-value input; displayed series and growth include calculations: The observed specialty-book activity is a starting condition for the forecast, not independent proof of continued growth through 2032.
- Evidence informing the 2040 market-value input; displayed series and growth include calculations: The forecast explicitly slows specialty-demand growth after 2032; this source supplies the initial commercial observation, not the long-term growth rate.
- Evidence informing base-year allocation inputs; displayed values and growth are calculated: CEWE reports xx.xx photobooks in 2025 compared with xx.xx in 2024. This independently establishes specialty-book activity underlying the nonpublisher model, without establishing a global expansion factor.
- Evidence informing forecast-year allocation inputs; displayed values and growth are calculated: CEWE reports xx.xx photobooks in 2025 compared with xx.xx in 2024. This independently establishes specialty-book activity underlying the nonpublisher model, without establishing a global expansion factor.
- Evidence informing base-year allocation inputs; displayed values and growth are calculated: Observed photobook activity supports retaining premium specialty commissions in the manufacturing mix; the binding allocation and unchanged future cohort profile remain assumptions.
- Evidence informing forecast-year allocation inputs; displayed values and growth are calculated: Observed photobook activity supports retaining premium specialty commissions in the manufacturing mix; the binding allocation and unchanged future cohort profile remain assumptions.
- Evidence informing base-year allocation inputs; displayed values and growth are calculated: Reported photobook volumes constrain personal-book activity and the nonpublisher starting condition, not hardcover prevalence or future share.
- Evidence informing forecast-year allocation inputs; displayed values and growth are calculated: Reported photobook volumes constrain personal-book activity and the nonpublisher starting condition, not hardcover prevalence or future share.
- Evidence informing base-year allocation inputs; displayed values and growth are calculated: Photobook activity supports the separate personal-book commissioning block; its softcover fraction remains assumed.
- Evidence informing forecast-year allocation inputs; displayed values and growth are calculated: Photobook activity supports the separate personal-book commissioning block; its softcover fraction remains assumed.
- Evidence informing base-year allocation inputs; displayed values and growth are calculated: Reported photobook copies rose from xx.xx to xx.xx; the narrower 2026 target qualifies strong specialty-growth assumptions.
- Evidence informing forecast-year allocation inputs; displayed values and growth are calculated: Reported photobook copies rose from xx.xx to xx.xx; the narrower 2026 target qualifies strong specialty-growth assumptions.
- Evidence informing base-year allocation inputs; displayed values and growth are calculated: Specialty-book activity constrains the presentation-demand scenario but does not measure gift-box attachment.
- Evidence informing forecast-year allocation inputs; displayed values and growth are calculated: Specialty-book activity constrains the presentation-demand scenario but does not measure gift-box attachment.
- Evidence informing base-year allocation inputs; displayed values and growth are calculated: Reports xx.xx CEWE PHOTOBOOK units in 2025 versus xx.xx in 2024, constraining the specialty-book demand budget without establishing a global process split.
- Evidence informing forecast-year allocation inputs; displayed values and growth are calculated: Reports xx.xx CEWE PHOTOBOOK units in 2025 versus xx.xx in 2024, constraining the specialty-book demand budget without establishing a global process split.
- Evidence informing base-year allocation inputs; displayed values and growth are calculated: Observed photobook activity supports the common photographic-demand input; electrophotographic attribution remains an explicit assumption.
- Evidence informing forecast-year allocation inputs; displayed values and growth are calculated: Observed photobook activity supports the common photographic-demand input; electrophotographic attribution remains an explicit assumption.
- Evidence informing base-year allocation inputs; displayed values and growth are calculated: The photobook

10. Paperback Printing Cost - Kindle Direct Publishing

- Evidence informing the 2025 market-value input; displayed series and growth include calculations: The inspected U.S. paperback schedule charges USD xx.xx plus USD xx.xx per page for the specified regular-trim black-ink category. It provides a contemporary commercial price comparison for the assumed USD xx.xx self-publishing production receipt, not an observed historical price or volume.
- Evidence informing the 2026 market-value input; displayed series and growth include calculations: The schedule distinguishes printing charges from royalties and retail list prices, supporting the production-receipt boundary used in the estimate.
- Evidence informing base-year allocation inputs; displayed values and growth are calculated: The current U.S. regular-trim black-ink schedule uses USD xx.xx plus USD xx.xx per page for the relevant page band, yielding the USD xx.xx representative manufacturing comparator. It anchors relative weights, not an observed global 2025 price or future share.
- Evidence informing forecast-year allocation inputs; displayed values and growth are calculated: The current U.S. regular-trim black-ink schedule uses USD xx.xx plus USD xx.xx per page for the relevant page band, yielding the USD xx.xx representative manufacturing comparator. It anchors relative weights, not an observed global 2025 price or future share.
- Evidence informing base-year allocation inputs; displayed values and growth are calculated: The paperback manufacturing comparator supplies the baseline from which the modeled binding component and hardcover increment are separated.
- Evidence informing forecast-year allocation inputs; displayed values and growth are calculated: The paperback manufacturing comparator supplies the baseline from which the modeled binding component and hardcover increment are separated.
- Evidence informing base-year allocation inputs; displayed values and growth are calculated: The separately identified paperback printing charge constrains the self-publishing production-receipt model and its distinction from retail proceeds.
- Evidence informing forecast-year allocation inputs; displayed values and growth are calculated: The separately identified paperback printing charge constrains the self-publishing production-receipt model and its distinction from retail proceeds.
- Evidence informing base-year allocation inputs; displayed values and growth are calculated: The inspected U.S. regular-trim black-ink schedule charges USD xx.xx plus USD xx.xx per page. It is a contemporary production-charge comparison for the modeled USD xx.xx receipt, not an observed historical Global average.
- Evidence informing forecast-year allocation inputs; displayed values and growth are calculated: The inspected U.S. regular-trim black-ink schedule charges USD xx.xx plus USD xx.xx per page. It is a contemporary production-charge comparison for the modeled USD xx.xx receipt, not an observed historical Global average.
- Evidence informing base-year allocation inputs; displayed values and growth are calculated: The relevant current U.S. paperback printing schedule is USD xx.xx plus USD xx.xx per page, giving USD xx.xx at xx.xx pages. This is a commercial price comparison for creator-production receipts, not proof of 2025 realization, volume or fulfillment mix.
- Evidence informing forecast-year allocation inputs; displayed values and growth are calculated: The relevant current U.S. paperback printing schedule is USD xx.xx plus USD xx.xx per page, giving USD xx.xx at xx.xx pages. This is a commercial price comparison for creator-production receipts, not proof of 2025 realization, volume or fulfillment mix.
- Evidence informing base-year allocation inputs; displayed values and growth are calculated: The current U.S. regular-trim black-ink schedule of USD xx.xx plus USD xx.xx per page gives USD xx.xx at xx.xx pages, a magnitude check for modeled single-copy receipts. It establishes neither global volume nor historical or forecast share.
- Evidence informing forecast-year allocation inputs; displayed values and growth are calculated: The current U.S. regular-trim black-ink schedule of USD xx.xx plus USD xx.xx per page gives USD xx.xx at xx.xx pages, a magnitude check for modeled single-copy receipts. It establishes neither global volume nor historical or forecast share.
- Evidence informing base-year allocation inputs; displayed values and growth are calculated: The current U.S. regular-trim black-ink schedule charges USD xx.xx plus USD xx.xx per page, yielding USD xx.xx for xx.xx pages. This is a contemporary price comparator, not a historical global average. ([kdp.amazon.com](https://kdp.amazon.com/en_US/help/topic/G201834340))
- Evidence informing forecast-year allocation inputs; displayed values and growth are calculated: The current U.S. regular-trim black-ink schedule charges USD xx.xx plus USD xx.xx per page, yielding USD xx.xx for xx.xx pages. This is a contemporary price comparator, not a historical global average. ([kdp.amazon.com](https://kdp.amazon.com/en_US/help/topic/G201834340))
- Evidence informing base-year allocation inputs; displayed values and growth are calculated: The comparable standard and premium color charges calculate to USD xx.xx and USD xx.xx. They constrain relative

11. European Book Publishing Statistics 2017

- Evidence informing the 2017 market-value input; displayed series and growth include calculations: The association's primary survey reports approximately EUR xx.xx of European net publisher revenue for 2017, constraining the pre-pandemic demand level.

12. European Book Publishing Statistics 2019

- Evidence informing the 2018 market-value input; displayed series and growth include calculations: The association reports approximately EUR xx.xx of publisher revenue for 2018.
- Evidence informing the 2019 market-value input; displayed series and growth include calculations: The association reports approximately EUR xx.xx for 2019 and identifies a questionnaire change that limits exact comparability with earlier observations.

13. 2021 年新闻出版产业分析报告

- Evidence informing the 2020 market-value input; displayed series and growth include calculations: The official report's 2021 comparison identifies a substantial rebound from 2020, constraining the pandemic-recovery bridge.
- Evidence informing the 2021 market-value input; displayed series and growth include calculations: China reported xx.xx book copies or sheets in 2021, up xx.xx%; the report also distinguishes textbook output and reprints.
- Evidence informing base-year allocation inputs; displayed values and growth are calculated: China's official 2021 textbook share was xx.xx% of book copies. It supplies an older educational-activity proxy, not a monochrome share.
([nppa.gov.cn](https://www.nppa.gov.cn/xxgk/fdzdgknr/tjxx/xx.xx/P020230530667517704140.pdf))
- Evidence informing forecast-year allocation inputs; displayed values and growth are calculated: China's official 2021 textbook share was xx.xx% of book copies. It supplies an older educational-activity proxy, not a monochrome share.
([nppa.gov.cn](https://www.nppa.gov.cn/xxgk/fdzdgknr/tjxx/xx.xx/P020230530667517704140.pdf))
- Evidence informing base-year allocation inputs; displayed values and growth are calculated: The textbook copy proportion constrains educational exposure; comparable monetary intensity and spot-color incidence are modeled separately.
([nppa.gov.cn](https://www.nppa.gov.cn/xxgk/fdzdgknr/tjxx/xx.xx/P020230530667517704140.pdf))
- Evidence informing forecast-year allocation inputs; displayed values and growth are calculated: The textbook copy proportion constrains educational exposure; comparable monetary intensity and spot-color incidence are modeled separately.
([nppa.gov.cn](https://www.nppa.gov.cn/xxgk/fdzdgknr/tjxx/xx.xx/P020230530667517704140.pdf))
- Evidence informing base-year allocation inputs; displayed values and growth are calculated: The educational-activity observation contributes to the shared demand proxy carried into the full-color base and forecast models; no color split is reported.
([nppa.gov.cn](https://www.nppa.gov.cn/xxgk/fdzdgknr/tjxx/xx.xx/P020230530667517704140.pdf))
- Evidence informing forecast-year allocation inputs; displayed values and growth are calculated: The educational-activity observation contributes to the shared demand proxy carried into the full-color base and forecast models; no color split is reported.
([nppa.gov.cn](https://www.nppa.gov.cn/xxgk/fdzdgknr/tjxx/xx.xx/P020230530667517704140.pdf))

14. European Book Publishing Statistics 2023

- Evidence informing the 2022 market-value input; displayed series and growth include calculations: European net publisher revenue was approximately EUR xx.xx in 2022; the association describes paper-cost pressure and price-led growth.

15. Foreign Exchange Rates - G.5A Annual, January 5, 2026

- Evidence informing base-year allocation inputs; displayed values and growth are calculated: The annual currency-conversion convention prevents mixing local-currency demand inputs with USD allocation weights. ([federalreserve.gov](https://www.federalreserve.gov/releases/g5a/xx.xx/))
- Evidence informing forecast-year allocation inputs; displayed values and growth are calculated: The annual currency-conversion convention prevents mixing local-currency demand inputs with USD allocation weights. ([federalreserve.gov](https://www.federalreserve.gov/releases/g5a/xx.xx/))
- Evidence informing base-year allocation inputs; displayed values and growth are calculated: The official 2025 annual average is USD xx.xx per GBP. It converts the GBP packaging comparator into the common monetary basis used in the starting allocation.
- Evidence informing forecast-year allocation inputs; displayed values and growth are calculated: The official 2025 annual average is USD xx.xx per GBP. It converts the GBP packaging comparator into the common monetary basis used in the starting allocation.
- Evidence informing base-year allocation inputs; displayed values and growth are calculated: The same conversion supports the common-currency packaging/packing denominator inherited by the forecast; no 2032 exchange rate is asserted.
- Evidence informing forecast-year allocation inputs; displayed values and growth are calculated: The same conversion supports the common-currency packaging/packing denominator inherited by the forecast; no 2032 exchange rate is asserted.

16. 111 年臺灣圖書出版現況及趨勢報告 - National Central Library

- Evidence informing base-year allocation inputs; displayed values and growth are calculated: xx.xx physical titles in 2022 supply the activity primitive; annual commercial monetization and the 2032 relative index are assumptions. ([isbn.ncl.edu.tw](https://isbn.ncl.edu.tw/NEW_ISBNNet/main_ProcessMenuItems.php?Pact=FileDownLoad&Pfld=Ffile&Pval=xx.xx))
- Evidence informing forecast-year allocation inputs; displayed values and growth are calculated: xx.xx physical titles in 2022 supply the activity primitive; annual commercial monetization and the 2032 relative index are assumptions. ([isbn.ncl.edu.tw](https://isbn.ncl.edu.tw/NEW_ISBNNet/main_ProcessMenuItems.php?Pact=FileDownLoad&Pfld=Ffile&Pval=xx.xx))

17. Ministry of Education - Press conference release, December 17, 2024

- Evidence informing base-year allocation inputs; displayed values and growth are calculated: The announced increase in annual NCERT textbook printing from xx.xx to xx.xx supports an educational-demand mechanism, not realized supplier receipts or the modeled forecast share. ([education.gov.in](https://www.education.gov.in/sites/upload_files/mhrd/files/PIB%20releae%20of%20the%20Press%20Conference%20held%20today.pdf))
- Evidence informing forecast-year allocation inputs; displayed values and growth are calculated: The announced increase in annual NCERT textbook printing from xx.xx to xx.xx supports an educational-demand mechanism, not realized supplier receipts or the modeled forecast share. ([education.gov.in](https://www.education.gov.in/sites/upload_files/mhrd/files/PIB%20releae%20of%20the%20Press%20Conference%20held%20today.pdf))

18. Global Connect - Ingram Content Group

- Evidence informing base-year allocation inputs; displayed values and growth are calculated: Local network participation is an access premise, not Singaporean demand or a regional market share. ([resources.ingramcontent.com](https://resources.ingramcontent.com/publishers/global-connect))
- Evidence informing forecast-year allocation inputs; displayed values and growth are calculated: Local network participation is an access premise, not Singaporean demand or a regional market share. ([resources.ingramcontent.com](https://resources.ingramcontent.com/publishers/global-connect))

19. Hardcover Printing Cost - Kindle Direct Publishing
    - Evidence informing base-year allocation inputs; displayed values and growth are calculated: The current U.S. regular-trim hardcover schedule uses USD xx.xx plus USD xx.xx per page in the relevant band. Comparison with paperback charges constrains the premium-equivalent manufacturing model.
    - Evidence informing forecast-year allocation inputs; displayed values and growth are calculated: The current U.S. regular-trim hardcover schedule uses USD xx.xx plus USD xx.xx per page in the relevant band. Comparison with paperback charges constrains the premium-equivalent manufacturing model.
    - Evidence informing base-year allocation inputs; displayed values and growth are calculated: The USD xx.xx fixed-charge difference supplies the POD premium input; the xx.xx% commercial-run realization and premium incidence are explicitly modeled rather than disclosed.
    - Evidence informing forecast-year allocation inputs; displayed values and growth are calculated: The USD xx.xx fixed-charge difference supplies the POD premium input; the xx.xx% commercial-run realization and premium incidence are explicitly modeled rather than disclosed.
20. User Fees - University of Wisconsin-Milwaukee Print & Copy Services
    - Evidence informing base-year allocation inputs; displayed values and growth are calculated: The university service schedule separately prices preflight/prepress preparation at USD xx.xx per hour, establishing a paid preparation activity rather than an automatic component of every printing-platform purchase.
    - Evidence informing forecast-year allocation inputs; displayed values and growth are calculated: The university service schedule separately prices preflight/prepress preparation at USD xx.xx per hour, establishing a paid preparation activity rather than an automatic component of every printing-platform purchase.
    - Evidence informing base-year allocation inputs; displayed values and growth are calculated: Perfect binding is listed at USD xx.xx-xx.xx per book. The lower endpoint is the model's basic-binding comparator, not a measured worldwide realization.
    - Evidence informing forecast-year allocation inputs; displayed values and growth are calculated: Perfect binding is listed at USD xx.xx-xx.xx per book. The lower endpoint is the model's basic-binding comparator, not a measured worldwide realization.

21. How Much Does It Cost to Print a Book? - QinPrinting
    - Evidence informing base-year allocation inputs; displayed values and growth are calculated: The supplier's delivered xx.xx-page, xx.xx-copy color-book examples list USD xx.xx for softcover and USD xx.xx for hardcover. They provide a commercial-run countercheck, with delivery and product differences preventing direct substitution.
    - Evidence informing forecast-year allocation inputs; displayed values and growth are calculated: The supplier's delivered xx.xx-page, xx.xx-copy color-book examples list USD xx.xx for softcover and USD xx.xx for hardcover. They provide a commercial-run countercheck, with delivery and product differences preventing direct substitution.
    - Evidence informing base-year allocation inputs; displayed values and growth are calculated: The smaller hardcover premium in this offset example qualifies extrapolation of the full POD hardcover increment into binding revenue.
    - Evidence informing forecast-year allocation inputs; displayed values and growth are calculated: The smaller hardcover premium in this offset example qualifies extrapolation of the full POD hardcover increment into binding revenue.
    - Evidence informing base-year allocation inputs; displayed values and growth are calculated: Comparable hardcover and softcover quotations constrain the assumed relative manufacturing realization after scope adjustments.
    - Evidence informing forecast-year allocation inputs; displayed values and growth are calculated: Comparable hardcover and softcover quotations constrain the assumed relative manufacturing realization after scope adjustments.
    - Evidence informing base-year allocation inputs; displayed values and growth are calculated: Softcover prices provide a commercial comparison, not a historical global average.
    - Evidence informing forecast-year allocation inputs; displayed values and growth are calculated: Softcover prices provide a commercial comparison, not a historical global average.
    - Evidence informing base-year allocation inputs; displayed values and growth are calculated: Board-book quotations constrain the assumed production receipt; delivery and duties require adjustment.
    - Evidence informing forecast-year allocation inputs; displayed values and growth are calculated: Board-book quotations constrain the assumed production receipt; delivery and duties require adjustment.
    - Evidence informing base-year allocation inputs; displayed values and growth are calculated: Mechanical-binding quotations constrain the unit-receipt assumption, not incidence.
    - Evidence informing forecast-year allocation inputs; displayed values and growth are calculated: Mechanical-binding quotations constrain the unit-receipt assumption, not incidence.
    - Evidence informing base-year allocation inputs; displayed values and growth are calculated: Short-booklet quotations constrain the lower realization used for eligible saddle-stitched books.
    - Evidence informing forecast-year allocation inputs; displayed values and growth are calculated: Short-booklet quotations constrain the lower realization used for eligible saddle-stitched books.
22. Book Wrap Mailers / Book Boxes - Packaging ONE
    - Evidence informing base-year allocation inputs; displayed values and growth are calculated: The manufacturer lists MP2 book mailers at GBP xx.xx each for xx.xx packs of xx.xx excluding VAT. The converted unit price supplies the packaging-creation value proxy, not a global average or a historical quote.
    - Evidence informing forecast-year allocation inputs; displayed values and growth are calculated: The manufacturer lists MP2 book mailers at GBP xx.xx each for xx.xx packs of xx.xx excluding VAT. The converted unit price supplies the packaging-creation value proxy, not a global average or a historical quote.
    - Evidence informing base-year allocation inputs; displayed values and growth are calculated: The enclosure price forms the other side of the creation-versus-packing ratio. One comparable enclosure per packing unit is an explicit activity-matching assumption.
    - Evidence informing forecast-year allocation inputs; displayed values and growth are calculated: The enclosure price forms the other side of the creation-versus-packing ratio. One comparable enclosure per packing unit is an explicit activity-matching assumption.

23. Optional Book Publishing Services - InstantPublisher
    - Evidence informing base-year allocation inputs; displayed values and growth are calculated: The provider lists layout/typesetting at USD xx.xx per page with a USD xx.xx minimum. This supports the preparation-spending feasibility check, with purchase incidence and copies per job remaining assumptions.
    - Evidence informing forecast-year allocation inputs; displayed values and growth are calculated: The provider lists layout/typesetting at USD xx.xx per page with a USD xx.xx minimum. This supports the preparation-spending feasibility check, with purchase incidence and copies per job remaining assumptions.
    - Evidence informing base-year allocation inputs; displayed values and growth are calculated: Individual shrink-wrapping is listed at USD xx.xx each plus USD xx.xx setup. Amortizing setup over an assumed xx.xx copies gives the USD xx.xx packing comparator.
    - Evidence informing forecast-year allocation inputs; displayed values and growth are calculated: Individual shrink-wrapping is listed at USD xx.xx each plus USD xx.xx setup. Amortizing setup over an assumed xx.xx copies gives the USD xx.xx packing comparator.
24. How Does Merchant Pricing Work for Ecommerce Stores? - Lulu Direct
    - Evidence informing base-year allocation inputs; displayed values and growth are calculated: The September 2026 merchant-pricing explanation identifies a USD xx.xx fulfillment fee and separates merchant retail receipts from payments for supplier production, shipping and taxes. The fee is a contemporary feasibility comparator, not verified 2025 penetration or a future charge.
    - Evidence informing forecast-year allocation inputs; displayed values and growth are calculated: The September 2026 merchant-pricing explanation identifies a USD xx.xx fulfillment fee and separates merchant retail receipts from payments for supplier production, shipping and taxes. The fee is a contemporary feasibility comparator, not verified 2025 penetration or a future charge.
    - Evidence informing base-year allocation inputs; displayed values and growth are calculated: Merchant retail receipts are separate from payments for printing and fulfillment. The current page lists a USD xx.xx fulfillment fee, with shipping and taxes separately calculated. This supports the service-value boundary, not a historical average fee or global order volume.
    - Evidence informing forecast-year allocation inputs; displayed values and growth are calculated: Merchant retail receipts are separate from payments for printing and fulfillment. The current page lists a USD xx.xx fulfillment fee, with shipping and taxes separately calculated. This supports the service-value boundary, not a historical average fee or global order volume.
    - Evidence informing base-year allocation inputs; displayed values and growth are calculated: Lulu identifies separate retail and production/fulfillment transactions and a USD xx.xx fulfillment fee. This supports excluding merchant retail margins from production-service value and avoiding automatic procurement-channel classification from the storefront.
    - Evidence informing forecast-year allocation inputs; displayed values and growth are calculated: Lulu identifies separate retail and production/fulfillment transactions and a USD xx.xx fulfillment fee. This supports excluding merchant retail margins from production-service value and avoiding automatic procurement-channel classification from the storefront.

25. AAP December 2025 StatShot Report

- Evidence informing base-year allocation inputs; displayed values and growth are calculated: The primary monthly reporting panel's full-year 2025 trade figures show paperback revenue down xx.xx%. This qualifies broad physical-book growth assumptions and supplies directional mix evidence only.
- Evidence informing forecast-year allocation inputs; displayed values and growth are calculated: The primary monthly reporting panel's full-year 2025 trade figures show paperback revenue down xx.xx%. This qualifies broad physical-book growth assumptions and supplies directional mix evidence only.
- Evidence informing base-year allocation inputs; displayed values and growth are calculated: The same approximately xx.xx-publisher panel shows hardcover revenue up xx.xx%. It supports a modest premium-mix hypothesis but neither measures global binding spending nor proves the forecast.
- Evidence informing forecast-year allocation inputs; displayed values and growth are calculated: The same approximately xx.xx-publisher panel shows hardcover revenue up xx.xx%. It supports a modest premium-mix hypothesis but neither measures global binding spending nor proves the forecast.
- Evidence informing base-year allocation inputs; displayed values and growth are calculated: Direct-participant 2025 hardback revenue of approximately USD xx.xx anchors the adjusted conventional-format model; it is not printing revenue or a global share.
- Evidence informing forecast-year allocation inputs; displayed values and growth are calculated: Direct-participant 2025 hardback revenue of approximately USD xx.xx anchors the adjusted conventional-format model; it is not printing revenue or a global share.
- Evidence informing base-year allocation inputs; displayed values and growth are calculated: Reported paperback revenue of approximately USD xx.xx plus USD xx.xx mass-market revenue supplies the comparison input. Reported annual movements qualify the forecast starting mix, not its future persistence.
- Evidence informing forecast-year allocation inputs; displayed values and growth are calculated: Reported paperback revenue of approximately USD xx.xx plus USD xx.xx mass-market revenue supplies the comparison input. Reported annual movements qualify the forecast starting mix, not its future persistence.
- Evidence informing base-year allocation inputs; displayed values and growth are calculated: Direct publisher-sample religious and trade physical-format receipts provide a category-intensity proxy, subject to explicit geographic and coverage adjustments.
- Evidence informing forecast-year allocation inputs; displayed values and growth are calculated: Direct publisher-sample religious and trade physical-format receipts provide a category-intensity proxy, subject to explicit geographic and coverage adjustments.
- Evidence informing base-year allocation inputs; displayed values and growth are calculated: Reported professional-book receipts and their 2025 decline challenge assumptions of automatic growth from recurring reference relationships.
- Evidence informing forecast-year allocation inputs; displayed values and growth are calculated: Reported professional-book receipts and their 2025 decline challenge assumptions of automatic growth from recurring reference relationships.

26. Print and Associated Services Framework - Lot 1 Buyer Guide: Framework Objectives
    - Evidence informing base-year allocation inputs; displayed values and growth are calculated: The public purchasing framework separately specifies production-management advice. It establishes a purchased responsibility but not a global fee rate or permission to count subcontract pass-through as retained revenue.
    - Evidence informing forecast-year allocation inputs; displayed values and growth are calculated: The public purchasing framework separately specifies production-management advice. It establishes a purchased responsibility but not a global fee rate or permission to count subcontract pass-through as retained revenue.
    - Evidence informing base-year allocation inputs; displayed values and growth are calculated: The framework also specifies finished-goods stock holding and call-off, with required holding costs included in the print-job price. This supports allocating embedded production-linked fulfillment rather than restricting the category to standalone invoices.
    - Evidence informing forecast-year allocation inputs; displayed values and growth are calculated: The framework also specifies finished-goods stock holding and call-off, with required holding costs included in the print-job price. This supports allocating embedded production-linked fulfillment rather than restricting the category to standalone invoices.
    - Evidence informing base-year allocation inputs; displayed values and growth are calculated: Finished goods may be held for call-off, with storage included in the print job where required. This supports consolidated releases as a production-linked arrangement without assuming every release is an individual order.
    - Evidence informing forecast-year allocation inputs; displayed values and growth are calculated: Finished goods may be held for call-off, with storage included in the print job where required. This supports consolidated releases as a production-linked arrangement without assuming every release is an individual order.
    - Evidence informing base-year allocation inputs; displayed values and growth are calculated: Contractors maintain designated distribution lists, deliver to nominated addresses and receive job-specific copy allocations, supporting the modeled list-delivery category.
    - Evidence informing forecast-year allocation inputs; displayed values and growth are calculated: Contractors maintain designated distribution lists, deliver to nominated addresses and receive job-specific copy allocations, supporting the modeled list-delivery category.
    - Evidence informing base-year allocation inputs; displayed values and growth are calculated: The coexistence of stock holding, call-off and distribution-list obligations supports separating production trigger from fulfillment responsibility; call-off alone does not establish transaction-level fulfillment.
    - Evidence informing forecast-year allocation inputs; displayed values and growth are calculated: The coexistence of stock holding, call-off and distribution-list obligations supports separating production trigger from fulfillment responsibility; call-off alone does not establish transaction-level fulfillment.

27. Frequently Asked Questions - IngramSpark
    - Evidence informing base-year allocation inputs; displayed values and growth are calculated: IngramSpark states that it does not provide editing, typesetting or design services. This counterexample prevents treating all platform manufacturing commissions as purchases of professional preparation services.
    - Evidence informing forecast-year allocation inputs; displayed values and growth are calculated: IngramSpark states that it does not provide editing, typesetting or design services. This counterexample prevents treating all platform manufacturing commissions as purchases of professional preparation services.
    - Evidence informing base-year allocation inputs; displayed values and growth are calculated: The provider permits nonexclusive sourcing when the customer owns its ISBN and does not offer editing, typesetting or design. These terms constrain the author service boundary, not adoption or revenue growth.
    - Evidence informing forecast-year allocation inputs; displayed values and growth are calculated: The provider permits nonexclusive sourcing when the customer owns its ISBN and does not offer editing, typesetting or design. These terms constrain the author service boundary, not adoption or revenue growth.
    - Evidence informing base-year allocation inputs; displayed values and growth are calculated: IngramSpark permits nonexclusive use of other printers, distributors and fulfillment providers when publishers own their ISBN. This establishes an alternative-sourcing option, not observed switching or a numerical channel allocation.
    - Evidence informing forecast-year allocation inputs; displayed values and growth are calculated: IngramSpark permits nonexclusive use of other printers, distributors and fulfillment providers when publishers own their ISBN. This establishes an alternative-sourcing option, not observed switching or a numerical channel allocation.
28. Packaging Printing & Production - Imago Group
    - Evidence informing base-year allocation inputs; displayed values and growth are calculated: The supplier identifies book slipcases, clamshell cases, tray-and-lid constructions and multicomponent publisher packaging. This supports the enclosure-production boundary and the limitation of a simple mailer-price proxy; it does not supply sales weights.
    - Evidence informing forecast-year allocation inputs; displayed values and growth are calculated: The supplier identifies book slipcases, clamshell cases, tray-and-lid constructions and multicomponent publisher packaging. This supports the enclosure-production boundary and the limitation of a simple mailer-price proxy; it does not supply sales weights.
29. Services - Bridgeport National Bindery
    - Evidence informing base-year allocation inputs; displayed values and growth are calculated: The short-run book-production portfolio separately lists shrink-wrapping and set packing. It establishes commercial packing activity distinct from enclosure manufacture and binding, without measuring its revenue.
    - Evidence informing forecast-year allocation inputs; displayed values and growth are calculated: The short-run book-production portfolio separately lists shrink-wrapping and set packing. It establishes commercial packing activity distinct from enclosure manufacture and binding, without measuring its revenue.
30. Terms and Conditions - CPI Print Germany
    - Evidence informing base-year allocation inputs; displayed values and growth are calculated: Published terms distinguish ex-works production prices from packaging, freight and postage and reserve specified input-cost adjustment rights. They support comparable-scope valuation but do not establish realized inflation.
    - Evidence informing forecast-year allocation inputs; displayed values and growth are calculated: Published terms distinguish ex-works production prices from packaging, freight and postage and reserve specified input-cost adjustment rights. They support comparable-scope valuation but do not establish realized inflation.
    - Evidence informing base-year allocation inputs; displayed values and growth are calculated: Separate treatment of forwarding and storage responsibilities supports the eligible production-linked service boundary; contractual rights do not prove the assumed future fee-growth rate.
    - Evidence informing forecast-year allocation inputs; displayed values and growth are calculated: Separate treatment of forwarding and storage responsibilities supports the eligible production-linked service boundary; contractual rights do not prove the assumed future fee-growth rate.

31. ONIX Codelists Issue 75 - List 150: Product Form
    - Evidence informing base-year allocation inputs; displayed values and growth are calculated: BB identifies hardback/cased books.
    - Evidence informing forecast-year allocation inputs; displayed values and growth are calculated: BB identifies hardback/cased books.
    - Evidence informing base-year allocation inputs; displayed values and growth are calculated: BC identifies paperback/softback books.
    - Evidence informing forecast-year allocation inputs; displayed values and growth are calculated: BC identifies paperback/softback books.
    - Evidence informing base-year allocation inputs; displayed values and growth are calculated: BH distinguishes board-page books from conventional books with rigid covers.
    - Evidence informing forecast-year allocation inputs; displayed values and growth are calculated: BH distinguishes board-page books from conventional books with rigid covers.
    - Evidence informing base-year allocation inputs; displayed values and growth are calculated: BE groups spiral, comb and coil forms.
    - Evidence informing forecast-year allocation inputs; displayed values and growth are calculated: BE groups spiral, comb and coil forms.
    - Evidence informing base-year allocation inputs; displayed values and growth are calculated: BD identifies loose-leaf books.
    - Evidence informing forecast-year allocation inputs; displayed values and growth are calculated: BD identifies loose-leaf books.
    - Evidence informing base-year allocation inputs; displayed values and growth are calculated: BF includes stapled short books; nonbook uses are excluded from the model.
    - Evidence informing forecast-year allocation inputs; displayed values and growth are calculated: BF includes stapled short books; nonbook uses are excluded from the model.
    - Evidence informing base-year allocation inputs; displayed values and growth are calculated: BL recognizes slide-bound books without measuring current sales.
    - Evidence informing forecast-year allocation inputs; displayed values and growth are calculated: BL recognizes slide-bound books without measuring current sales.
    - Evidence informing base-year allocation inputs; displayed values and growth are calculated: BO recognizes continuous concertina-fold books; nonbook charts are excluded.
    - Evidence informing forecast-year allocation inputs; displayed values and growth are calculated: BO recognizes continuous concertina-fold books; nonbook charts are excluded.
    - Evidence informing base-year allocation inputs; displayed values and growth are calculated: BI identifies textile-page books, not cloth-covered paper books.
    - Evidence informing forecast-year allocation inputs; displayed values and growth are calculated: BI identifies textile-page books, not cloth-covered paper books.
    - Evidence informing base-year allocation inputs; displayed values and growth are calculated: BJ identifies waterproof bath-book forms.
    - Evidence informing forecast-year allocation inputs; displayed values and growth are calculated: BJ identifies waterproof bath-book forms.
    - Evidence informing base-year allocation inputs; displayed values and growth are calculated: BP identifies foam-page and foam-cover books.
    - Evidence informing forecast-year allocation inputs; displayed values and growth are calculated: BP identifies foam-page and foam-cover books.

32. Thomson Reuters - Fourth-Quarter and Full-Year 2025 Results
    - Evidence informing base-year allocation inputs; displayed values and growth are calculated: Global Print revenue and contraction constrain professional-print scale and substitution direction; content receipts are not treated as loose-leaf service revenue.
    - Evidence informing forecast-year allocation inputs; displayed values and growth are calculated: Global Print revenue and contraction constrain professional-print scale and substitution direction; content receipts are not treated as loose-leaf service revenue.
33. Lulu - Discontinuing Saddle Stitch in Global Distribution
    - Evidence informing base-year allocation inputs; displayed values and growth are calculated: Provider-specific wholesale distribution restrictions establish a channel constraint, not a global sales weight or measured forecast decline.
    - Evidence informing forecast-year allocation inputs; displayed values and growth are calculated: Provider-specific wholesale distribution restrictions establish a channel constraint, not a global sales weight or measured forecast decline.
34. MAGACOPY Sofia - Copying and Printing Prices
    - Evidence informing base-year allocation inputs; displayed values and growth are calculated: A current EUR xx.xx binding-only charge establishes a live commercial service and a price-scope comparison; full-book USD receipts and incidence remain assumed.
    - Evidence informing forecast-year allocation inputs; displayed values and growth are calculated: A current EUR xx.xx binding-only charge establishes a live commercial service and a price-scope comparison; full-book USD receipts and incidence remain assumed.
35. Imago Group - Spotlight on Children's Books for National Young Readers Week
    - Evidence informing base-year allocation inputs; displayed values and growth are calculated: The company's children's portfolio supports board-book commercial classification, not order volumes.
    - Evidence informing forecast-year allocation inputs; displayed values and growth are calculated: The company's children's portfolio supports board-book commercial classification, not order volumes.
    - Evidence informing base-year allocation inputs; displayed values and growth are calculated: Cloth-book offerings support the textile-page category premise, not its modeled incidence.
    - Evidence informing forecast-year allocation inputs; displayed values and growth are calculated: Cloth-book offerings support the textile-page category premise, not its modeled incidence.
    - Evidence informing base-year allocation inputs; displayed values and growth are calculated: Bath-book offerings support a separate commercial category; sales and service receipts are undisclosed.
    - Evidence informing forecast-year allocation inputs; displayed values and growth are calculated: Bath-book offerings support a separate commercial category; sales and service receipts are undisclosed.
36. Pegasus - My First Book of Shapes: EVA Foam Book
    - Evidence informing base-year allocation inputs; displayed values and growth are calculated: The dated 2025 product identifies foam pages and supports commercial-status and classification checks, not global volume or supplier realization.
    - Evidence informing forecast-year allocation inputs; displayed values and growth are calculated: The dated 2025 product identifies foam pages and supports commercial-status and classification checks, not global volume or supplier realization.

37. U.S. Consumer Product Safety Commission - Children's Books
    - Evidence informing base-year allocation inputs; displayed values and growth are calculated: Product classification and intended audience affect commercial compliance accountability; no numerical surcharge is inferred.
    - Evidence informing forecast-year allocation inputs; displayed values and growth are calculated: Product classification and intended audience affect commercial compliance accountability; no numerical surcharge is inferred.
    - Evidence informing base-year allocation inputs; displayed values and growth are calculated: The exemption boundary supports separate classification rather than assumed conventional-book treatment.
    - Evidence informing forecast-year allocation inputs; displayed values and growth are calculated: The exemption boundary supports separate classification rather than assumed conventional-book treatment.
    - Evidence informing base-year allocation inputs; displayed values and growth are calculated: Compliance classification is retained as an uncertainty, not an exclusion or measured price premium.
    - Evidence informing forecast-year allocation inputs; displayed values and growth are calculated: Compliance classification is retained as an uncertainty, not an exclusion or measured price premium.
    - Evidence informing base-year allocation inputs; displayed values and growth are calculated: Specialty construction does not itself establish ordinary-book exemption eligibility or market inactivity.
    - Evidence informing forecast-year allocation inputs; displayed values and growth are calculated: Specialty construction does not itself establish ordinary-book exemption eligibility or market inactivity.
38. Puget Bindery - Services
    - Evidence informing base-year allocation inputs; displayed values and growth are calculated: The provider identifies training manuals and reference guides as mechanical-binding applications, supporting the commissioning premise without measuring sales incidence.
    - Evidence informing forecast-year allocation inputs; displayed values and growth are calculated: The provider identifies training manuals and reference guides as mechanical-binding applications, supporting the commissioning premise without measuring sales incidence.
    - Evidence informing base-year allocation inputs; displayed values and growth are calculated: Lists commercial letterpress book plates and specialty inserts, supporting a component-service model rather than attribution of the entire book price.
    - Evidence informing forecast-year allocation inputs; displayed values and growth are calculated: Lists commercial letterpress book plates and specialty inserts, supporting a component-service model rather than attribution of the entire book price.
    - Evidence informing base-year allocation inputs; displayed values and growth are calculated: The bindery identifies commercial printers, publishers and corporate print buyers as customers and excludes direct-to-consumer sales. This supports trade-purchasing attribution but supplies no sales percentage.
    - Evidence informing forecast-year allocation inputs; displayed values and growth are calculated: The bindery identifies commercial printers, publishers and corporate print buyers as customers and excludes direct-to-consumer sales. This supports trade-purchasing attribution but supplies no sales percentage.

39. ONIX Codelists Issue 75 - List 80: Product Packaging Type
    - Evidence informing base-year allocation inputs; displayed values and growth are calculated: Separates single-item and multivolume slipcases; supplies classification, not sales weights.
    - Evidence informing forecast-year allocation inputs; displayed values and growth are calculated: Separates single-item and multivolume slipcases; supplies classification, not sales weights.
    - Evidence informing base-year allocation inputs; displayed values and growth are calculated: Distinguishes lidded boxes from slipcase-style boxed sets.
    - Evidence informing forecast-year allocation inputs; displayed values and growth are calculated: Distinguishes lidded boxes from slipcase-style boxed sets.
    - Evidence informing base-year allocation inputs; displayed values and growth are calculated: Open-ended wraparound sleeves are distinct from enclosed wrapping.
    - Evidence informing forecast-year allocation inputs; displayed values and growth are calculated: Open-ended wraparound sleeves are distinct from enclosed wrapping.
    - Evidence informing base-year allocation inputs; displayed values and growth are calculated: Recognizes envelope-like slip-sleeves and wallets or folders.
    - Evidence informing forecast-year allocation inputs; displayed values and growth are calculated: Recognizes envelope-like slip-sleeves and wallets or folders.
    - Evidence informing base-year allocation inputs; displayed values and growth are calculated: Recognizes pouch and bag packaging independently.
    - Evidence informing forecast-year allocation inputs; displayed values and growth are calculated: Recognizes pouch and bag packaging independently.
    - Evidence informing base-year allocation inputs; displayed values and growth are calculated: Separately recognizes shrink-wrapped products and bundles.
    - Evidence informing forecast-year allocation inputs; displayed values and growth are calculated: Separately recognizes shrink-wrapped products and bundles.
    - Evidence informing base-year allocation inputs; displayed values and growth are calculated: Defines formed-plastic clamshells and card-backed blister packaging as distinct constructions.
    - Evidence informing forecast-year allocation inputs; displayed values and growth are calculated: Defines formed-plastic clamshells and card-backed blister packaging as distinct constructions.
    - Evidence informing base-year allocation inputs; displayed values and growth are calculated: Explicitly recognizes book browse-prevention closures.
    - Evidence informing forecast-year allocation inputs; displayed values and growth are calculated: Explicitly recognizes book browse-prevention closures.

40. U.S. Government Publishing Office - Program 827-S: Federal Aviation Administration Books, Contract Pricing and Specifications

- Evidence informing base-year allocation inputs; displayed values and growth are calculated: Historical evaluation quantities provide a container-heavy institutional purchasing counterexample, not global shipment shares.
- Evidence informing forecast-year allocation inputs; displayed values and growth are calculated: Historical evaluation quantities provide a container-heavy institutional purchasing counterexample, not global shipment shares.
- Evidence informing base-year allocation inputs; displayed values and growth are calculated: Separately identifies kraft-envelope packing within the book procurement.
- Evidence informing forecast-year allocation inputs; displayed values and growth are calculated: Separately identifies kraft-envelope packing within the book procurement.
- Evidence informing base-year allocation inputs; displayed values and growth are calculated: Identifies cushioned shipping bags as an eligible book-order enclosure.
- Evidence informing forecast-year allocation inputs; displayed values and growth are calculated: Identifies cushioned shipping bags as an eligible book-order enclosure.
- Evidence informing base-year allocation inputs; displayed values and growth are calculated: Includes wrapped shipping bundles as an alternative purchasing configuration.
- Evidence informing forecast-year allocation inputs; displayed values and growth are calculated: Includes wrapped shipping bundles as an alternative purchasing configuration.
- Evidence informing base-year allocation inputs; displayed values and growth are calculated: Requires packing and filler separately from the external enclosure.
- Evidence informing forecast-year allocation inputs; displayed values and growth are calculated: Requires packing and filler separately from the external enclosure.
- Evidence informing base-year allocation inputs; displayed values and growth are calculated: Identifies closure tape and securing straps independently of container construction.
- Evidence informing forecast-year allocation inputs; displayed values and growth are calculated: Identifies closure tape and securing straps independently of container construction.

41. U.S. Government Publishing Office - Print Order Form 2511 Instructions

- Evidence informing base-year allocation inputs; displayed values and growth are calculated: Specifies paper-banded sets separately from shrink-wrapped sets.
- Evidence informing forecast-year allocation inputs; displayed values and growth are calculated: Specifies paper-banded sets separately from shrink-wrapped sets.
- Evidence informing base-year allocation inputs; displayed values and growth are calculated: Describes shrink-wrapped units nested within cartons, supporting component attribution.
- Evidence informing forecast-year allocation inputs; displayed values and growth are calculated: Describes shrink-wrapped units nested within cartons, supporting component attribution.
- Evidence informing base-year allocation inputs; displayed values and growth are calculated: Distinguishes internal packaging, container quantities and pallet requirements.
- Evidence informing forecast-year allocation inputs; displayed values and growth are calculated: Distinguishes internal packaging, container quantities and pallet requirements.
- Evidence informing base-year allocation inputs; displayed values and growth are calculated: The instructions distinguish nominated delivery addresses and warehouse receiving arrangements, supporting the receiving-point attribution premise, not an observed consolidated market share.
- Evidence informing forecast-year allocation inputs; displayed values and growth are calculated: The instructions distinguish nominated delivery addresses and warehouse receiving arrangements, supporting the receiving-point attribution premise, not an observed consolidated market share.
- Evidence informing base-year allocation inputs; displayed values and growth are calculated: Supplemental distribution lists accommodate multiple destinations, supporting the distinction between preallocated destination delivery and a single receiving-point handoff.
- Evidence informing forecast-year allocation inputs; displayed values and growth are calculated: Supplemental distribution lists accommodate multiple destinations, supporting the distinction between preallocated destination delivery and a single receiving-point handoff.
- Evidence informing base-year allocation inputs; displayed values and growth are calculated: GPO specifies black interior inks separately from cover inks, supporting the monochrome classification and underlying-book attribution premise, not its modeled sales weight. ([gpo.gov](https://www.gpo.gov/docs/default-source/forms-standards-pdf-files/2511_instructions.pdf))
- Evidence informing forecast-year allocation inputs; displayed values and growth are calculated: GPO specifies black interior inks separately from cover inks, supporting the monochrome classification and underlying-book attribution premise, not its modeled sales weight. ([gpo.gov](https://www.gpo.gov/docs/default-source/forms-standards-pdf-files/2511_instructions.pdf))
- Evidence informing base-year allocation inputs; displayed values and growth are calculated: Designated Pantone specifications are recognized for interior inks, supporting a separate spot-color commercial category without measuring its share. ([gpo.gov](https://www.gpo.gov/docs/default-source/forms-standards-pdf-files/2511_instructions.pdf))
- Evidence informing forecast-year allocation inputs; displayed values and growth are calculated: Designated Pantone specifications are recognized for interior inks, supporting a separate spot-color commercial category without measuring its share. ([gpo.gov](https://www.gpo.gov/docs/default-source/forms-standards-pdf-files/2511_instructions.pdf))
- Evidence informing base-year allocation inputs; displayed values and growth are calculated: Four-color process is identified as full color for interior pages; cover color is separately specified. This supports classification at both modeled anchors. ([gpo.gov](https://www.gpo.gov/docs/default-source/forms-standards-pdf-files/2511_instructions.pdf))
- Evidence informing forecast-year allocation inputs; displayed values and growth are calculated: Four-color process is identified as full color for interior pages; cover color is separately specified. This supports classification at both modeled anchors. ([gpo.gov](https://www.gpo.gov/docs/default-source/forms-standards-pdf-files/2511_instructions.pdf))

42. GPOExpress Program Pricing Guide - November 2024
    - Evidence informing base-year allocation inputs; displayed values and growth are calculated: USD xx.xx hand folding provides a handling-cost comparison; the complete band realization remains modeled.
    - Evidence informing forecast-year allocation inputs; displayed values and growth are calculated: USD xx.xx hand folding provides a handling-cost comparison; the complete band realization remains modeled.
    - Evidence informing base-year allocation inputs; displayed values and growth are calculated: USD xx.xx per shrink wrap anchors a small-run comparison, not the assumed global realization.
    - Evidence informing forecast-year allocation inputs; displayed values and growth are calculated: USD xx.xx per shrink wrap anchors a small-run comparison, not the assumed global realization.
    - Evidence informing base-year allocation inputs; displayed values and growth are calculated: USD xx.xx auxiliary insertion supplies a handling-price comparison, not protective-material sales.
    - Evidence informing forecast-year allocation inputs; displayed values and growth are calculated: USD xx.xx auxiliary insertion supplies a handling-price comparison, not protective-material sales.
43. Hardcover Book Protection: Dust Jackets or Slipcases?
    - Evidence informing base-year allocation inputs; displayed values and growth are calculated: Own-product EXW slipcase prices of USD xx.xx, USD xx.xx and USD xx.xx at xx.xx xx.xx and xx.xx units constrain relative realizations.
    - Evidence informing forecast-year allocation inputs; displayed values and growth are calculated: Own-product EXW slipcase prices of USD xx.xx, USD xx.xx and USD xx.xx at xx.xx xx.xx and xx.xx units constrain relative realizations.
44. Book Printing Cost in China: How Printing Prices Are Calculated
    - Evidence informing base-year allocation inputs; displayed values and growth are calculated: Approximately USD xx.xx per export carton including basic packing materials constrains the bulk-package budget; the container allocation is modeled.
    - Evidence informing forecast-year allocation inputs; displayed values and growth are calculated: Approximately USD xx.xx per export carton including basic packing materials constrains the bulk-package budget; the container allocation is modeled.
    - Evidence informing base-year allocation inputs; displayed values and growth are calculated: The inclusive carton quotation constrains combined spending; its cushioning split is assumed.
    - Evidence informing forecast-year allocation inputs; displayed values and growth are calculated: The inclusive carton quotation constrains combined spending; its cushioning split is assumed.
    - Evidence informing base-year allocation inputs; displayed values and growth are calculated: The inclusive carton quotation constrains combined spending; its closure split is assumed.
    - Evidence informing forecast-year allocation inputs; displayed values and growth are calculated: The inclusive carton quotation constrains combined spending; its closure split is assumed.
45. Make Believe Ideas - Independent Retail Catalog 2025
    - Evidence informing base-year allocation inputs; displayed values and growth are calculated: The 2025 catalog identifies activity books with cover-mounted blisters, establishing book-specific participation but not packaging revenue or volume.
    - Evidence informing forecast-year allocation inputs; displayed values and growth are calculated: The 2025 catalog identifies activity books with cover-mounted blisters, establishing book-specific participation but not packaging revenue or volume.
46. Bookmobile - Request Book Printing Quotes the Right Way to Save Money
    - Evidence informing base-year allocation inputs; displayed values and growth are calculated: The printer's bookstore-oriented purchasing guidance cautions against universal shrink-wrap attachment.
    - Evidence informing forecast-year allocation inputs; displayed values and growth are calculated: The printer's bookstore-oriented purchasing guidance cautions against universal shrink-wrap attachment.

47. Digital Book Printing - Bookmobile
    - Evidence informing base-year allocation inputs; displayed values and growth are calculated: The current book-production portfolio separately offers poly bags, supporting commercial category participation rather than a sales weight.
    - Evidence informing forecast-year allocation inputs; displayed values and growth are calculated: The current book-production portfolio separately offers poly bags, supporting commercial category participation rather than a sales weight.
    - Evidence informing base-year allocation inputs; displayed values and growth are calculated: The current portfolio offers shrink-wrap independently of other finishing options.
    - Evidence informing forecast-year allocation inputs; displayed values and growth are calculated: The current portfolio offers shrink-wrap independently of other finishing options.
48. Sell Books on Shopify - Lulu
    - Evidence informing forecast-year allocation inputs; displayed values and growth are calculated: The offered storefront-to-print-and-ship route supports an accessible production-linked parcel channel, not assumed demand.
    - Evidence informing forecast-year allocation inputs; displayed values and growth are calculated: Direct fulfillment availability supports the parcel-use scenario without establishing envelope mix.
    - Evidence informing forecast-year allocation inputs; displayed values and growth are calculated: Direct fulfillment availability supports the parcel-use scenario without establishing bag mix.
49. European Commission - New EU Rules on Packaging Enter into Application
    - Evidence informing forecast-year allocation inputs; displayed values and growth are calculated: Regional packaging minimization supports a directional right-sizing premise, not a measured global box-price effect.
    - Evidence informing forecast-year allocation inputs; displayed values and growth are calculated: Waste-reduction requirements inform the bounded substitution scenario; they do not quantify band adoption.
    - Evidence informing forecast-year allocation inputs; displayed values and growth are calculated: Regional circularity requirements inform lower lightweight-bag exposure without implying a global book-bag ban.
    - Evidence informing forecast-year allocation inputs; displayed values and growth are calculated: Material substitution remains partly internal to the combined film-and-paper category.
    - Evidence informing forecast-year allocation inputs; displayed values and growth are calculated: Regional recyclability pressure informs the niche substitution scenario, not an observed blister-sales decline.
    - Evidence informing forecast-year allocation inputs; displayed values and growth are calculated: Empty-space reduction provides a directional premise for lower cushioning allowance per individual box.
50. Digital Printing - U.S. Government Publishing Office
    - Evidence informing base-year allocation inputs; displayed values and growth are calculated: Procurement examples allow offset or digital alternatives while restricting some digital variants, supporting an acceptance- and run-mix model rather than a universal quality ranking. This is a modeling premise, not an observed process share.
    - Evidence informing forecast-year allocation inputs; displayed values and growth are calculated: Procurement examples allow offset or digital alternatives while restricting some digital variants, supporting an acceptance- and run-mix model rather than a universal quality ranking. This is a modeling premise, not an observed process share.
    - Evidence informing base-year allocation inputs; displayed values and growth are calculated: The purchasing guidance supports conditional digital substitution, not unrestricted interchangeability or an observed forecast allocation.
    - Evidence informing forecast-year allocation inputs; displayed values and growth are calculated: The purchasing guidance supports conditional digital substitution, not unrestricted interchangeability or an observed forecast allocation.

51. Clays demonstrate dedication to digital investment
    - Evidence informing base-year allocation inputs; displayed values and growth are calculated: Reports xx.xx books annually and xx.xx books of digital capacity in an older investment statement; this constrains scale but is not a 2025 realized output mix.
    - Evidence informing forecast-year allocation inputs; displayed values and growth are calculated: Reports xx.xx books annually and xx.xx books of digital capacity in an older investment statement; this constrains scale but is not a 2025 realized output mix.
    - Evidence informing base-year allocation inputs; displayed values and growth are calculated: The company's inkjet investment supports an existing book-production application and a conditional adoption premise, not a quantified global forecast.
    - Evidence informing forecast-year allocation inputs; displayed values and growth are calculated: The company's inkjet investment supports an existing book-production application and a conditional adoption premise, not a quantified global forecast.
    - Evidence informing base-year allocation inputs; displayed values and growth are calculated: The capacity/output comparison is a limited commercial check on continued conventional book production, not a direct offset revenue observation.
    - Evidence informing forecast-year allocation inputs; displayed values and growth are calculated: The capacity/output comparison is a limited commercial check on continued conventional book production, not a direct offset revenue observation.
52. ISO/TC 130 - Guidelines for Using Print Production Standards, Version 1.0, 2019
    - Evidence informing base-year allocation inputs; displayed values and growth are calculated: Distinguishes packaging use cases and printing processes, supporting allocation of gravure to book-associated components rather than the full value of a book.
    - Evidence informing forecast-year allocation inputs; displayed values and growth are calculated: Distinguishes packaging use cases and printing processes, supporting allocation of gravure to book-associated components rather than the full value of a book.
    - Evidence informing base-year allocation inputs; displayed values and growth are calculated: Identifies flexographic packaging applications; the book-specific spending budget and process coefficients remain modeled.
    - Evidence informing forecast-year allocation inputs; displayed values and growth are calculated: Identifies flexographic packaging applications; the book-specific spending budget and process coefficients remain modeled.
53. Premium Layflat Photo Books - PhotobookShop
    - Evidence informing base-year allocation inputs; displayed values and growth are calculated: Offers bound silver-halide photographic books and distinguishes them from digitally printed alternatives, supporting the model's separate photographic category rather than an observed sales weight.
    - Evidence informing forecast-year allocation inputs; displayed values and growth are calculated: Offers bound silver-halide photographic books and distinguishes them from digitally printed alternatives, supporting the model's separate photographic category rather than an observed sales weight.
54. The Cormac McCarthy Collection - The Folio Society
    - Evidence informing base-year allocation inputs; displayed values and growth are calculated: Documents screen-printed cloth covers on physical book editions, supporting component-level commercial attribution. It does not measure supplier component receipts or global uptake.
    - Evidence informing forecast-year allocation inputs; displayed values and growth are calculated: Documents screen-printed cloth covers on physical book editions, supporting component-level commercial attribution. It does not measure supplier component receipts or global uptake.

55. Risograph Digital Duplicator Order Form, 2026 - Minneapolis College of Art and Design
    - Evidence informing base-year allocation inputs; displayed values and growth are calculated: The 2026 institutional form recognizes Risograph book/booklet orders but excludes assembly. It supports a limited application boundary, not 2025 external commercial volume; internal institutional charges are excluded from the numerator.
    - Evidence informing forecast-year allocation inputs; displayed values and growth are calculated: The 2026 institutional form recognizes Risograph book/booklet orders but excludes assembly. It supports a limited application boundary, not 2025 external commercial volume; internal institutional charges are excluded from the numerator.
56. American Printing House - 2024 Annual Report
    - Evidence informing base-year allocation inputs; displayed values and growth are calculated: Fiscal 2024 product sales were USD xx.xx; braille publications represented xx.xx% of product sales; xx.xx braille volumes were produced. These inputs constrain an adjusted production-realization proxy, not a global market share.
    - Evidence informing base-year allocation inputs; displayed values and growth are calculated: The decline from xx.xx braille volumes in 2022 qualifies a uniform physical-demand growth assumption and informs the slower relative forecast activity weight.
    - Evidence informing forecast-year allocation inputs; displayed values and growth are calculated: Fiscal 2024 product sales were USD xx.xx; braille publications represented xx.xx% of product sales; xx.xx braille volumes were produced. These inputs constrain an adjusted production-realization proxy, not a global market share.
    - Evidence informing forecast-year allocation inputs; displayed values and growth are calculated: The decline from xx.xx braille volumes in 2022 qualifies a uniform physical-demand growth assumption and informs the slower relative forecast activity weight.
57. Kodak Moments Kiosk - Kodak Alaris
    - Evidence informing base-year allocation inputs; displayed values and growth are calculated: Advertises book-capable retail kiosk equipment and a photographic-printing portfolio. Used only as a commercial-route premise for the thermal working estimate, not as evidence of thermal book-service sales, utilization or the final share.
    - Evidence informing forecast-year allocation inputs; displayed values and growth are calculated: Advertises book-capable retail kiosk equipment and a photographic-printing portfolio. Used only as a commercial-route premise for the thermal working estimate, not as evidence of thermal book-service sales, utilization or the final share.
58. 二〇二一年全国新闻出版业基本情况
    - Evidence informing base-year allocation inputs; displayed values and growth are calculated: Official 2021 aggregate textbook output distinguishes school, tertiary and vocational/adult activity; historical volumes require value and global-scope adjustments.
    - Evidence informing forecast-year allocation inputs; displayed values and growth are calculated: Official 2021 aggregate textbook output distinguishes school, tertiary and vocational/adult activity; historical volumes require value and global-scope adjustments.
    - Evidence informing base-year allocation inputs; displayed values and growth are calculated: Secondary, primary and teaching-book aggregate sheet counts form the school activity weight.
    - Evidence informing forecast-year allocation inputs; displayed values and growth are calculated: Secondary, primary and teaching-book aggregate sheet counts form the school activity weight.
    - Evidence informing base-year allocation inputs; displayed values and growth are calculated: Tertiary textbook aggregate output supplies the higher-education activity input before an assumed relative-service-value adjustment.
    - Evidence informing forecast-year allocation inputs; displayed values and growth are calculated: Tertiary textbook aggregate output supplies the higher-education activity input before an assumed relative-service-value adjustment.
    - Evidence informing base-year allocation inputs; displayed values and growth are calculated: Vocational, adult and literacy textbook output supplies the corresponding historical activity input.
    - Evidence informing forecast-year allocation inputs; displayed values and growth are calculated: Vocational, adult and literacy textbook output supplies the corresponding historical activity input.

59. Music, printed or in manuscript imports by country, 2024 - World Integrated Trade Solution
    - Evidence informing base-year allocation inputs; displayed values and growth are calculated: Official HS xx.xx import observations constrain the music-publication value bridge; domestic supply, physical-book eligibility and the printing-service fraction remain modeled.
    - Evidence informing forecast-year allocation inputs; displayed values and growth are calculated: Official HS xx.xx import observations constrain the music-publication value bridge; domestic supply, physical-book eligibility and the printing-service fraction remain modeled.
60. Bloomsbury Publishing - 2024/25 Results Presentation
    - Evidence informing base-year allocation inputs; displayed values and growth are calculated: Separate Academic & Professional print, digital and rights/service receipts demonstrate the required physical-revenue boundary; company mix is not treated as global market share.
    - Evidence informing forecast-year allocation inputs; displayed values and growth are calculated: Separate Academic & Professional print, digital and rights/service receipts demonstrate the required physical-revenue boundary; company mix is not treated as global market share.
    - Evidence informing base-year allocation inputs; displayed values and growth are calculated: Observed physical academic publishing activity supports commercial applicability but does not verify the assumed global research/reference ratio.
    - Evidence informing forecast-year allocation inputs; displayed values and growth are calculated: Observed physical academic publishing activity supports commercial applicability but does not verify the assumed global research/reference ratio.
61. HDSB - RFSQ 26-013: Yearbook Software and Printing Services
    - Evidence informing base-year allocation inputs; displayed values and growth are calculated: The qualification notice establishes a commissioned yearbook scope including printing, binding and school delivery; it supplies no awarded value and is not used as a sales weight.
    - Evidence informing forecast-year allocation inputs; displayed values and growth are calculated: The qualification notice establishes a commissioned yearbook scope including printing, binding and school delivery; it supplies no awarded value and is not used as a sales weight.
    - Evidence informing base-year allocation inputs; displayed values and growth are calculated: The yearbook qualification notice restricts supply to prequalified vendors while permitting school bulk orders and individual ordering. It supports separating commissioning authority from ultimate payment, but discloses no fulfilled-order value.
    - Evidence informing forecast-year allocation inputs; displayed values and growth are calculated: The yearbook qualification notice restricts supply to prequalified vendors while permitting school bulk orders and individual ordering. It supports separating commissioning authority from ultimate payment, but discloses no fulfilled-order value.
    - Evidence informing base-year allocation inputs; displayed values and growth are calculated: The individual-ordering option establishes an attribution uncertainty relevant to the modeled household portion; it does not establish the assumed xx.xx% proportion.
    - Evidence informing forecast-year allocation inputs; displayed values and growth are calculated: The individual-ordering option establishes an attribution uncertainty relevant to the modeled household portion; it does not establish the assumed xx.xx% proportion.

62. U.S. Census Bureau - 2022 Economic Census, Books Printing Questionnaire MC-32312
    - Evidence informing base-year allocation inputs; displayed values and growth are calculated: The official printing questionnaire supports the distinction between textbook and general-book production; recognition is not treated as a revenue weight.
    - Evidence informing forecast-year allocation inputs; displayed values and growth are calculated: The official printing questionnaire supports the distinction between textbook and general-book production; recognition is not treated as a revenue weight.
    - Evidence informing base-year allocation inputs; displayed values and growth are calculated: Recognized coloring-book output supports treating recreational activity commissions separately from institutional textbooks according to purpose.
    - Evidence informing forecast-year allocation inputs; displayed values and growth are calculated: Recognized coloring-book output supports treating recreational activity commissions separately from institutional textbooks according to purpose.
63. Press Information Bureau - Department of School Education & Literacy, Year End Review 2024
    - Evidence informing base-year allocation inputs; displayed values and growth are calculated: The government review describes substantial NCERT physical-textbook activity, independently qualifying the physical-availability premise without establishing attributable supplier revenue.
    - Evidence informing forecast-year allocation inputs; displayed values and growth are calculated: The government review describes substantial NCERT physical-textbook activity, independently qualifying the physical-availability premise without establishing attributable supplier revenue.
64. 2022 North American Industry Classification System - United States
    - Evidence informing base-year allocation inputs; displayed values and growth are calculated: Dedicated book-publishing activity is separated from institutional primary activities and printing without publishing, constraining the Publishing Organizations numerator.
    - Evidence informing forecast-year allocation inputs; displayed values and growth are calculated: Dedicated book-publishing activity is separated from institutional primary activities and printing without publishing, constraining the Publishing Organizations numerator.
65. U.S. Census Bureau - Books Printing: 2002
    - Evidence informing base-year allocation inputs; displayed values and growth are calculated: Table xx.xx reports 2002 U.S. books-printing contract-work costs of USD xx.xx and shipments of USD xx.xx. Their ratio supplies a dated manufacturing-subcontract proxy, held constant within the forecast component.
    - Evidence informing forecast-year allocation inputs; displayed values and growth are calculated: Table xx.xx reports 2002 U.S. books-printing contract-work costs of USD xx.xx and shipments of USD xx.xx. Their ratio supplies a dated manufacturing-subcontract proxy, held constant within the forecast component.
    - Evidence informing base-year allocation inputs; displayed values and growth are calculated: The historical subcontract-cost input constrains the modeled transfer from publisher-origin commissioning to performing suppliers, without adding another gross contract value.
    - Evidence informing forecast-year allocation inputs; displayed values and growth are calculated: The historical subcontract-cost input constrains the modeled transfer from publisher-origin commissioning to performing suppliers, without adding another gross contract value.
66. Samfine Creation Holdings Group Limited - Form 20-F for the year ended December 31, 2025
    - Evidence informing base-year allocation inputs; displayed values and growth are calculated: The company reports USD xx.xx of 2025 book-product revenue and principally serves book traders that secure printing contracts and outsource production. This is a supplier-specific quantitative role check, not a Global allocation weight.
    - Evidence informing forecast-year allocation inputs; displayed values and growth are calculated: The company reports USD xx.xx of 2025 book-product revenue and principally serves book traders that secure printing contracts and outsource production. This is a supplier-specific quantitative role check, not a Global allocation weight.

67. Ministry of Education - NCERT and Amazon Letter of Engagement, October 7, 2024
    - Evidence informing base-year allocation inputs; displayed values and growth are calculated: The October xx.xx 2024 announcement targeted xx.xx NCERT books for academic 2025-xx.xx. This is a planned institutional activity anchor; realization, eligible receipts and subsequent growth are modeled separately.
    - Evidence informing forecast-year allocation inputs; displayed values and growth are calculated: The October xx.xx 2024 announcement targeted xx.xx NCERT books for academic 2025-xx.xx. This is a planned institutional activity anchor; realization, eligible receipts and subsequent growth are modeled separately.
68. Bangladesh e-GP - NCTB/TEXTBOOK/2025, Package GD.102_SEC_8.031
    - Evidence informing base-year allocation inputs; displayed values and growth are calculated: The government-funded procurement plan specifies xx.xx academic-2025 textbook copies and an estimated BDT xx.xx for printing, binding and supply. It constrains commercial order scale and local unit-budget plausibility, not realized annual revenue.
    - Evidence informing forecast-year allocation inputs; displayed values and growth are calculated: The government-funded procurement plan specifies xx.xx academic-2025 textbook copies and an estimated BDT xx.xx for printing, binding and supply. It constrains commercial order scale and local unit-budget plausibility, not realized annual revenue.
69. Students suffer as NCTB fails to deliver books - The Daily Star, January 17, 2025
    - Evidence informing base-year allocation inputs; displayed values and growth are calculated: The January xx.xx 2025 report corroborates the dated approximately xx.xx-copy textbook target and early-year delivery disruption. Target realization and supplier receipts remain modeled.
70. Secondary-level students: A new year without full set of books for many - The Daily Star, December 28, 2025
    - Evidence informing forecast-year allocation inputs; displayed values and growth are calculated: The December xx.xx 2025 report corroborates the approximately xx.xx-copy academic-2026 target and continued delivery slippage. It informs a normalization assumption, not an observed 2032 share.
71. Business Books - Print Professional, Custom Corporate Books | Blurb
    - Evidence informing base-year allocation inputs; displayed values and growth are calculated: The business-book offering includes organizational presentation and corporate-gift applications. It establishes an in-scope commissioning proposition, not the modeled global copy quantity or spending.
    - Evidence informing forecast-year allocation inputs; displayed values and growth are calculated: The business-book offering includes organizational presentation and corporate-gift applications. It establishes an in-scope commissioning proposition, not the modeled global copy quantity or spending.
72. How to Use Lulu to Support Your Nonprofit | Lulu
    - Evidence informing base-year allocation inputs; displayed values and growth are calculated: The platform permits an organization or charity to receive creator proceeds. This supports excluding beneficiary-only arrangements from nonprofit commissioning; it does not measure nonprofit printing purchases.
    - Evidence informing forecast-year allocation inputs; displayed values and growth are calculated: The platform permits an organization or charity to receive creator proceeds. This supports excluding beneficiary-only arrangements from nonprofit commissioning; it does not measure nonprofit printing purchases.

73. News Corp - Form 10-K for the fiscal year ended June 30, 2025
    - Evidence informing base-year allocation inputs; displayed values and growth are calculated: Fiscal 2025 consumer backlist revenue of xx.xx% and digital revenue of xx.xx% anchor the assumed physical-backlist bridge and its forecast starting model.
    - Evidence informing forecast-year allocation inputs; displayed values and growth are calculated: Fiscal 2025 consumer backlist revenue of xx.xx% and digital revenue of xx.xx% anchor the assumed physical-backlist bridge and its forecast starting model.
    - Evidence informing base-year allocation inputs; displayed values and growth are calculated: The disclosed backlist mix constrains recurring-title demand; its division into replenishment and POD remains modeled.
    - Evidence informing forecast-year allocation inputs; displayed values and growth are calculated: The disclosed backlist mix constrains recurring-title demand; its division into replenishment and POD remains modeled.
    - Evidence informing base-year allocation inputs; displayed values and growth are calculated: The complementary frontlist population supports the launch-stock cohort after physical-format adjustments.
    - Evidence informing forecast-year allocation inputs; displayed values and growth are calculated: The complementary frontlist population supports the launch-stock cohort after physical-format adjustments.
74. News Corp - Form 10-K for the fiscal year ended June 30, 2026
    - Evidence informing forecast-year allocation inputs; displayed values and growth are calculated: Fiscal 2026 backlist revenue of xx.xx% and digital revenue of xx.xx% lower the forecast physical-backlist proxy instead of assuming continued backlist expansion.
    - Evidence informing forecast-year allocation inputs; displayed values and growth are calculated: The updated catalog mix changes the forecast population available for repeat inventory releases.
    - Evidence informing forecast-year allocation inputs; displayed values and growth are calculated: The updated frontlist/backlist bridge changes the forecast planned-production weight; no 2032 share is disclosed.
75. How Do Lulu Direct Orders Work?
    - Evidence informing base-year allocation inputs; displayed values and growth are calculated: Lulu describes printing after customer purchase and distinguishes production from subsequent shipment, supporting recipient-order attribution rather than technology-based classification.
    - Evidence informing forecast-year allocation inputs; displayed values and growth are calculated: Lulu describes printing after customer purchase and distinguishes production from subsequent shipment, supporting recipient-order attribution rather than technology-based classification.
    - Evidence informing base-year allocation inputs; displayed values and growth are calculated: No minimum order and one-copy ordering establish commercial feasibility, not the number or value of single-copy releases.
    - Evidence informing forecast-year allocation inputs; displayed values and growth are calculated: No minimum order and one-copy ordering establish commercial feasibility, not the number or value of single-copy releases.
    - Evidence informing base-year allocation inputs; displayed values and growth are calculated: One POD offering accepts hundreds of copies, independently challenging a POD-equals-single-copy allocation.
    - Evidence informing forecast-year allocation inputs; displayed values and growth are calculated: One POD offering accepts hundreds of copies, independently challenging a POD-equals-single-copy allocation.
    - Evidence informing base-year allocation inputs; displayed values and growth are calculated: Orders can extend into thousands within the same offering; the production trigger therefore does not uniquely identify the working run band.
    - Evidence informing forecast-year allocation inputs; displayed values and growth are calculated: Orders can extend into thousands within the same offering; the production trigger therefore does not uniquely identify the working run band.

76. Supply Chain - Clays
    - Evidence informing base-year allocation inputs; displayed values and growth are calculated: Clays describes differentiated backlist arrangements and stock visibility, supporting a separate inventory-replenishment cohort without establishing its numerical prevalence.
    - Evidence informing forecast-year allocation inputs; displayed values and growth are calculated: Clays describes differentiated backlist arrangements and stock visibility, supporting a separate inventory-replenishment cohort without establishing its numerical prevalence.
    - Evidence informing base-year allocation inputs; displayed values and growth are calculated: New-title consolidation and predictable annual backlist demand support retaining planned inventory commitments; short-run printing is explicitly not necessarily POD.
    - Evidence informing forecast-year allocation inputs; displayed values and growth are calculated: New-title consolidation and predictable annual backlist demand support retaining planned inventory commitments; short-run printing is explicitly not necessarily POD.
    - Evidence informing base-year allocation inputs; displayed values and growth are calculated: Clays explicitly distinguishes short-run work from POD, supporting category separation rather than a technological proxy for value share.
    - Evidence informing forecast-year allocation inputs; displayed values and growth are calculated: Clays explicitly distinguishes short-run work from POD, supporting category separation rather than a technological proxy for value share.
77. Smart Backlist Management: When to Hold and When to Print-on-Demand
    - Evidence informing base-year allocation inputs; displayed values and growth are calculated: Sheridan describes low-volume titles moving to POD while other titles retain inventory, supporting differentiated release-policy assumptions rather than a uniform backlist-to-POD conversion.
    - Evidence informing forecast-year allocation inputs; displayed values and growth are calculated: Sheridan describes low-volume titles moving to POD while other titles retain inventory, supporting differentiated release-policy assumptions rather than a uniform backlist-to-POD conversion.
    - Evidence informing base-year allocation inputs; displayed values and growth are calculated: A disclosed customer example uses a stock threshold to trigger a 2,000-copy replenishment order. It establishes the commercial mechanism, not a market-wide share.
    - Evidence informing forecast-year allocation inputs; displayed values and growth are calculated: A disclosed customer example uses a stock threshold to trigger a 2,000-copy replenishment order. It establishes the commercial mechanism, not a market-wide share.

78. Shortage of NCERT textbooks - Rajya Sabha Unstarred Question No. 1941, December 17, 2025
    - Evidence informing base-year allocation inputs; displayed values and growth are calculated: Advance enrollment-based forecasting, academic-session readiness and a fiscal 2025-xx.xx plan for approximately xx.xx textbooks support a substantial calendar-driven stock cohort. The target is not realized production.
    - Evidence informing forecast-year allocation inputs; displayed values and growth are calculated: Advance enrollment-based forecasting, academic-session readiness and a fiscal 2025-xx.xx plan for approximately xx.xx textbooks support a substantial calendar-driven stock cohort. The target is not realized production.
    - Evidence informing base-year allocation inputs; displayed values and growth are calculated: Phased supply and inventory monitoring support distinguishing ongoing availability obligations from individual-recipient POD, without quantifying replenishment's global prevalence.
    - Evidence informing forecast-year allocation inputs; displayed values and growth are calculated: Phased supply and inventory monitoring support distinguishing ongoing availability obligations from individual-recipient POD, without quantifying replenishment's global prevalence.
    - Evidence informing base-year allocation inputs; displayed values and growth are calculated: The official answer distinguishes printer empanelment from approximately xx.xx distribution vendors and describes planned fiscal 2025-xx.xx printing of approximately xx.xx textbooks. It supports commissioning-versus-distribution separation, not a realized monetary channel split.
    - Evidence informing forecast-year allocation inputs; displayed values and growth are calculated: The official answer distinguishes printer empanelment from approximately xx.xx distribution vendors and describes planned fiscal 2025-xx.xx printing of approximately xx.xx textbooks. It supports commissioning-versus-distribution separation, not a realized monetary channel split.
    - Evidence informing base-year allocation inputs; displayed values and growth are calculated: Phased textbook supply supports treating annual institutional quantities separately from production batches; it does not disclose the medium-run allocation.
    - Evidence informing forecast-year allocation inputs; displayed values and growth are calculated: Phased textbook supply supports treating annual institutional quantities separately from production batches; it does not disclose the medium-run allocation.
    - Evidence informing base-year allocation inputs; displayed values and growth are calculated: The December xx.xx 2025 answer identifies a xx.xx-million-copy FY2025-xx.xx printing decision versus approximately xx.xx in recent years, a counterforce to assuming rapid long-run disappearance. Planned copies are not realized service revenue.
    - Evidence informing forecast-year allocation inputs; displayed values and growth are calculated: The December xx.xx 2025 answer identifies a xx.xx-million-copy FY2025-xx.xx printing decision versus approximately xx.xx in recent years, a counterforce to assuming rapid long-run disappearance. Planned copies are not realized service revenue.
79. Fulfillment Fee - Lulu Direct
    - Evidence informing base-year allocation inputs; displayed values and growth are calculated: The September 2026 schedule lists USD xx.xx per order regardless of item count, supporting an order-frequency effect on associated-service value. It does not verify the assumed historical or forecast multiplier.
    - Evidence informing forecast-year allocation inputs; displayed values and growth are calculated: The September 2026 schedule lists USD xx.xx per order regardless of item count, supporting an order-frequency effect on associated-service value. It does not verify the assumed historical or forecast multiplier.

80. InnerWorkings, Inc. - Form 10-K for the year ended December 31, 2019
    - Evidence informing base-year allocation inputs; displayed values and growth are calculated: The 2019 filing reports USD xx.xx gross profit on USD xx.xx revenue and describes purchased-product and direct-service costs. Historical reported margins constrain the modeled xx.xx% retained-fee ratio; they do not directly measure book-channel share.
    - Evidence informing forecast-year allocation inputs; displayed values and growth are calculated: The 2019 filing reports USD xx.xx gross profit on USD xx.xx revenue and describes purchased-product and direct-service costs. Historical reported margins constrain the modeled xx.xx% retained-fee ratio; they do not directly measure book-channel share.
    - Evidence informing base-year allocation inputs; displayed values and growth are calculated: The procurement-service margin comparison supports the fee-to-managed-spending bridge underlying the direct-channel complement. Carrying the normalized ratio into 2032 is explicitly a forecast assumption.
    - Evidence informing forecast-year allocation inputs; displayed values and growth are calculated: The procurement-service margin comparison supports the fee-to-managed-spending bridge underlying the direct-channel complement. Carrying the normalized ratio into 2032 is explicitly a forecast assumption.
81. Simplified Purchase Agreement - U.S. Government Publishing Office
    - Evidence informing base-year allocation inputs; displayed values and growth are calculated: SPA permits agency awards directly to certified vendors for purchases up to USD xx.xx while GPO pays vendors and invoices agencies. This supports classifying by the contracting relationship rather than the invoice payer, not a numerical global weight.
    - Evidence informing forecast-year allocation inputs; displayed values and growth are calculated: SPA permits agency awards directly to certified vendors for purchases up to USD xx.xx while GPO pays vendors and invoices agencies. This supports classifying by the contracting relationship rather than the invoice payer, not a numerical global weight.
82. Global Print Services | China, Europe, SE Asia, USA & India
    - Evidence informing base-year allocation inputs; displayed values and growth are calculated: Imago describes sourcing suppliers and coordinating multiple manufacturers for book-related projects. Its cumulative customer relationships establish the offered intermediary role but are not annual revenue or allocation weights.
    - Evidence informing forecast-year allocation inputs; displayed values and growth are calculated: Imago describes sourcing suppliers and coordinating multiple manufacturers for book-related projects. Its cumulative customer relationships establish the offered intermediary role but are not annual revenue or allocation weights.
83. Lion Rock Group Limited - Annual Report 2025
    - Evidence informing base-year allocation inputs; displayed values and growth are calculated: Own-business 2025 turnover changes of minus xx.xx% for APOL and minus xx.xx% for Regent challenge uniform intermediary growth; Regent's non-book focus limits its relevance. These observations support avoiding an additional adoption uplift.
    - Evidence informing forecast-year allocation inputs; displayed values and growth are calculated: Own-business 2025 turnover changes of minus xx.xx% for APOL and minus xx.xx% for Regent challenge uniform intermediary growth; Regent's non-book focus limits its relevance. These observations support avoiding an additional adoption uplift.
    - Evidence informing base-year allocation inputs; displayed values and growth are calculated: Manufacturing turnover changes of minus xx.xx% at xx.xx Printing and plus xx.xx% at Papercraft demonstrate differing supplier trajectories rather than a simple common channel-growth pattern; these are not direct-contracting market shares.
    - Evidence informing forecast-year allocation inputs; displayed values and growth are calculated: Manufacturing turnover changes of minus xx.xx% at xx.xx Printing and plus xx.xx% at Papercraft demonstrate differing supplier trajectories rather than a simple common channel-growth pattern; these are not direct-contracting market shares.

84. Imprint Digital - Book Printing Prices UK

- Evidence informing base-year allocation inputs; displayed values and growth are calculated: The inspected schedule quotes GBP xx.xx at xx.xx copies for one paperback specification, supporting a relative-price input, not a historical global realization.
- Evidence informing forecast-year allocation inputs; displayed values and growth are calculated: The inspected schedule quotes GBP xx.xx at xx.xx copies for one paperback specification, supporting a relative-price input, not a historical global realization.
- Evidence informing base-year allocation inputs; displayed values and growth are calculated: GBP xx.xx at xx.xx copies supplies the medium-run reference index; format and delivery differences require separate treatment.
- Evidence informing forecast-year allocation inputs; displayed values and growth are calculated: GBP xx.xx at xx.xx copies supplies the medium-run reference index; format and delivery differences require separate treatment.
- Evidence informing base-year allocation inputs; displayed values and growth are calculated: The quantity-price curve anchors the reference from which the long-run discount is assumed; no long-run price or future share is disclosed.
- Evidence informing forecast-year allocation inputs; displayed values and growth are calculated: The quantity-price curve anchors the reference from which the long-run discount is assumed; no long-run price or future share is disclosed.

85. Print Options

- Evidence informing base-year allocation inputs; displayed values and growth are calculated: KDP distinguishes black-and-white from color records and locks ink type after publication. These platform-specific conditions qualify switching assumptions, not market weights. ([kdp.amazon.com](https://kdp.amazon.com/en_US/help/topic/G201834180))
- Evidence informing forecast-year allocation inputs; displayed values and growth are calculated: KDP distinguishes black-and-white from color records and locks ink type after publication. These platform-specific conditions qualify switching assumptions, not market weights. ([kdp.amazon.com](https://kdp.amazon.com/en_US/help/topic/G201834180))
- Evidence informing base-year allocation inputs; displayed values and growth are calculated: The displayed platform menu does not establish designated spot-color availability or sales; a general color option is not used as evidence of spot-color demand. ([kdp.amazon.com](https://kdp.amazon.com/en_US/help/topic/G201834180))
- Evidence informing forecast-year allocation inputs; displayed values and growth are calculated: The displayed platform menu does not establish designated spot-color availability or sales; a general color option is not used as evidence of spot-color demand. ([kdp.amazon.com](https://kdp.amazon.com/en_US/help/topic/G201834180))
- Evidence informing base-year allocation inputs; displayed values and growth are calculated: Standard color is unavailable for hardcover, but premium color is available. Both process-color tiers belong within the modeled Full-Color Interiors category. ([kdp.amazon.com](https://kdp.amazon.com/en_US/help/topic/G201834180))
- Evidence informing forecast-year allocation inputs; displayed values and growth are calculated: Standard color is unavailable for hardcover, but premium color is available. Both process-color tiers belong within the modeled Full-Color Interiors category. ([kdp.amazon.com](https://kdp.amazon.com/en_US/help/topic/G201834180))

86. Synthèse des chiffres de l'édition jeunesse 2024-2025

- Evidence informing base-year allocation inputs; displayed values and growth are calculated: The primary French publishing survey reports a xx.xx% decline in illustrated early-childhood volumes and a xx.xx% decline in youth-fiction volumes in 2024. These differing outcomes challenge an aggressive universal color-growth assumption. ([sne.fr](https://www.sne.fr/actu/synthese-des-chiffres-de-ledition-jeunesse-2024-2025/))
- Evidence informing forecast-year allocation inputs; displayed values and growth are calculated: The primary French publishing survey reports a xx.xx% decline in illustrated early-childhood volumes and a xx.xx% decline in youth-fiction volumes in 2024. These differing outcomes challenge an aggressive universal color-growth assumption. ([sne.fr](https://www.sne.fr/actu/synthese-des-chiffres-de-ledition-jeunesse-2024-2025/))

18.2. Europe

Table 291. Europe Book Printing & Packaging Services Market, by Country growth contribution, 2025-2032

Category	2025 value (USD Million)	2032 value (USD Million)	Added value (USD Million)	2025 share (%)	2032 share (%)	Change (pp)	Growth share (%)	CAGR (%)
Austria	xx.xx	xx.xx	xx.xx	xx.xx	xx.xx	xx.xx	xx.xx	xx.xx
Belgium	xx.xx	xx.xx	xx.xx	xx.xx	xx.xx	xx.xx	xx.xx	xx.xx
Denmark	xx.xx	xx.xx	xx.xx	xx.xx	xx.xx	xx.xx	xx.xx	xx.xx
Finland	xx.xx	xx.xx	xx.xx	xx.xx	xx.xx	xx.xx	xx.xx	xx.xx
France	xx.xx	xx.xx	xx.xx	xx.xx	xx.xx	xx.xx	xx.xx	xx.xx
Germany	xx.xx	xx.xx	xx.xx	xx.xx	xx.xx	xx.xx	xx.xx	xx.xx
Italy	xx.xx	xx.xx	xx.xx	xx.xx	xx.xx	xx.xx	xx.xx	xx.xx
Netherlands	xx.xx	xx.xx	xx.xx	xx.xx	xx.xx	xx.xx	xx.xx	xx.xx
Norway	xx.xx	xx.xx	xx.xx	xx.xx	xx.xx	xx.xx	xx.xx	xx.xx
Poland	xx.xx	xx.xx	xx.xx	xx.xx	xx.xx	xx.xx	xx.xx	xx.xx
Portugal	xx.xx	xx.xx	xx.xx	xx.xx	xx.xx	xx.xx	xx.xx	xx.xx
Russia	xx.xx	xx.xx	xx.xx	xx.xx	xx.xx	xx.xx	xx.xx	xx.xx
Spain	xx.xx	xx.xx	xx.xx	xx.xx	xx.xx	xx.xx	xx.xx	xx.xx
Sweden	xx.xx	xx.xx	xx.xx	xx.xx	xx.xx	xx.xx	xx.xx	xx.xx
Switzerland	xx.xx	xx.xx	xx.xx	xx.xx	xx.xx	xx.xx	xx.xx	xx.xx
Unallocated / remaining scope	xx.xx	xx.xx	xx.xx	xx.xx	xx.xx	xx.xx	xx.xx	xx.xx
United Kingdom	xx.xx	xx.xx	xx.xx	xx.xx	xx.xx	xx.xx	xx.xx	xx.xx
Scope total	**xx.xx**	**xx.xx**	**xx.xx**	**xx.xx**	**xx.xx**	**xx.xx**	**xx.xx**	**xx.xx**

Table 292. Europe Book Printing & Packaging Services Market Size, by Region, 2017-2040 (USD Million)

Region	2017	2024	2025	2026	2027	2032	2040	CAGR (%)
Austria	xx.xx	xx.xx	xx.xx	xx.xx	xx.xx	xx.xx	xx.xx	xx.xx
Belgium	xx.xx	xx.xx	xx.xx	xx.xx	xx.xx	xx.xx	xx.xx	xx.xx
Denmark	xx.xx	xx.xx	xx.xx	xx.xx	xx.xx	xx.xx	xx.xx	xx.xx
Finland	xx.xx	xx.xx	xx.xx	xx.xx	xx.xx	xx.xx	xx.xx	xx.xx
France	xx.xx	xx.xx	xx.xx	xx.xx	xx.xx	xx.xx	xx.xx	xx.xx
Germany	xx.xx	xx.xx	xx.xx	xx.xx	xx.xx	xx.xx	xx.xx	xx.xx
Italy	xx.xx	xx.xx	xx.xx	xx.xx	xx.xx	xx.xx	xx.xx	xx.xx
Netherlands	xx.xx	xx.xx	xx.xx	xx.xx	xx.xx	xx.xx	xx.xx	xx.xx
Norway	xx.xx	xx.xx	xx.xx	xx.xx	xx.xx	xx.xx	xx.xx	xx.xx
Poland	xx.xx	xx.xx	xx.xx	xx.xx	xx.xx	xx.xx	xx.xx	xx.xx
Portugal	xx.xx	xx.xx	xx.xx	xx.xx	xx.xx	xx.xx	xx.xx	xx.xx
Russia	xx.xx	xx.xx	xx.xx	xx.xx	xx.xx	xx.xx	xx.xx	xx.xx
Spain	xx.xx	xx.xx	xx.xx	xx.xx	xx.xx	xx.xx	xx.xx	xx.xx
Sweden	xx.xx	xx.xx	xx.xx	xx.xx	xx.xx	xx.xx	xx.xx	xx.xx
Switzerland	xx.xx	xx.xx	xx.xx	xx.xx	xx.xx	xx.xx	xx.xx	xx.xx
United Kingdom	xx.xx	xx.xx	xx.xx	xx.xx	xx.xx	xx.xx	xx.xx	xx.xx
Others	xx.xx	xx.xx	xx.xx	xx.xx	xx.xx	xx.xx	xx.xx	xx.xx
Total	**xx.xx**	**xx.xx**	**xx.xx**	**xx.xx**	**xx.xx**	**xx.xx**	**xx.xx**	**xx.xx**

Table 293. Europe Book Printing & Packaging Services Market Size, by Service Offering, 2017-2040 (USD Million)

Service Offering	2017	2024	2025	2026	2027	2032	2040	CAGR (%)
Book Packaging Production	xx.xx	xx.xx	xx.xx	xx.xx	xx.xx	xx.xx	xx.xx	xx.xx
Book Packing & Kitting	xx.xx	xx.xx	xx.xx	xx.xx	xx.xx	xx.xx	xx.xx	xx.xx
Book Printing	xx.xx	xx.xx	xx.xx	xx.xx	xx.xx	xx.xx	xx.xx	xx.xx
Bookbinding & Finishing	xx.xx	xx.xx	xx.xx	xx.xx	xx.xx	xx.xx	xx.xx	xx.xx
Prepress Services	xx.xx	xx.xx	xx.xx	xx.xx	xx.xx	xx.xx	xx.xx	xx.xx
Print Production Management	xx.xx	xx.xx	xx.xx	xx.xx	xx.xx	xx.xx	xx.xx	xx.xx
Production-Linked Fulfillment	xx.xx	xx.xx	xx.xx	xx.xx	xx.xx	xx.xx	xx.xx	xx.xx
Total	**xx.xx**	**xx.xx**	**xx.xx**	**xx.xx**	**xx.xx**	**xx.xx**	**xx.xx**	**xx.xx**

Table 294. Europe Book Printing & Packaging Services Market Size, by Book Format, 2017-2040 (USD Million)

Book Format	2017	2024	2025	2026	2027	2032	2040	CAGR (%)
Accordion-Fold Books	xx.xx	xx.xx	xx.xx	xx.xx	xx.xx	xx.xx	xx.xx	xx.xx
Bath Books	xx.xx	xx.xx	xx.xx	xx.xx	xx.xx	xx.xx	xx.xx	xx.xx
Board Books	xx.xx	xx.xx	xx.xx	xx.xx	xx.xx	xx.xx	xx.xx	xx.xx
Foam Books	xx.xx	xx.xx	xx.xx	xx.xx	xx.xx	xx.xx	xx.xx	xx.xx
Hardcover Books	xx.xx	xx.xx	xx.xx	xx.xx	xx.xx	xx.xx	xx.xx	xx.xx
Loose-Leaf Books	xx.xx	xx.xx	xx.xx	xx.xx	xx.xx	xx.xx	xx.xx	xx.xx
Paperback & Softcover Books	xx.xx	xx.xx	xx.xx	xx.xx	xx.xx	xx.xx	xx.xx	xx.xx
Saddle-Stitched Booklets	xx.xx	xx.xx	xx.xx	xx.xx	xx.xx	xx.xx	xx.xx	xx.xx
Slide-Bound Books	xx.xx	xx.xx	xx.xx	xx.xx	xx.xx	xx.xx	xx.xx	xx.xx
Textile Books	xx.xx	xx.xx	xx.xx	xx.xx	xx.xx	xx.xx	xx.xx	xx.xx
Wire, Coil & Comb-Bound Books	xx.xx	xx.xx	xx.xx	xx.xx	xx.xx	xx.xx	xx.xx	xx.xx
Total	**xx.xx**	**xx.xx**	**xx.xx**	**xx.xx**	**xx.xx**	**xx.xx**	**xx.xx**	**xx.xx**

Table 295. Europe Book Printing & Packaging Services Market Size, by Packaging Format, 2017-2040 (USD Million)

Packaging Format	2017	2024	2025	2026	2027	2032	2040	CAGR (%)
Bags & Pouches	xx.xx	xx.xx	xx.xx	xx.xx	xx.xx	xx.xx	xx.xx	xx.xx
Blister & Clamshell Packs	xx.xx	xx.xx	xx.xx	xx.xx	xx.xx	xx.xx	xx.xx	xx.xx
Boxes & Lidded Cases	xx.xx	xx.xx	xx.xx	xx.xx	xx.xx	xx.xx	xx.xx	xx.xx
Envelopes, Wallets & Folders	xx.xx	xx.xx	xx.xx	xx.xx	xx.xx	xx.xx	xx.xx	xx.xx
Film & Paper Wraps	xx.xx	xx.xx	xx.xx	xx.xx	xx.xx	xx.xx	xx.xx	xx.xx
Protective Inserts & Cushioning	xx.xx	xx.xx	xx.xx	xx.xx	xx.xx	xx.xx	xx.xx	xx.xx
Seals & Strapping	xx.xx	xx.xx	xx.xx	xx.xx	xx.xx	xx.xx	xx.xx	xx.xx
Sleeves & Wraparound Bands	xx.xx	xx.xx	xx.xx	xx.xx	xx.xx	xx.xx	xx.xx	xx.xx
Slipcases	xx.xx	xx.xx	xx.xx	xx.xx	xx.xx	xx.xx	xx.xx	xx.xx
Others	xx.xx	xx.xx	xx.xx	xx.xx	xx.xx	xx.xx	xx.xx	xx.xx
Total	**xx.xx**	**xx.xx**	**xx.xx**	**xx.xx**	**xx.xx**	**xx.xx**	**xx.xx**	**xx.xx**

Table 296. Europe Book Printing & Packaging Services Market Size, by Printing Technology, 2017-2040 (USD Million)

Printing Technology	2017	2024	2025	2026	2027	2032	2040	CAGR (%)
Braille Embossing	xx.xx	xx.xx	xx.xx	xx.xx	xx.xx	xx.xx	xx.xx	xx.xx
Digital Printing	xx.xx	xx.xx	xx.xx	xx.xx	xx.xx	xx.xx	xx.xx	xx.xx
Flexographic Printing	xx.xx	xx.xx	xx.xx	xx.xx	xx.xx	xx.xx	xx.xx	xx.xx
Gravure Printing	xx.xx	xx.xx	xx.xx	xx.xx	xx.xx	xx.xx	xx.xx	xx.xx
Letterpress Printing	xx.xx	xx.xx	xx.xx	xx.xx	xx.xx	xx.xx	xx.xx	xx.xx
Offset Lithography	xx.xx	xx.xx	xx.xx	xx.xx	xx.xx	xx.xx	xx.xx	xx.xx
Screen Printing	xx.xx	xx.xx	xx.xx	xx.xx	xx.xx	xx.xx	xx.xx	xx.xx
Silver-Halide Photographic Printing	xx.xx	xx.xx	xx.xx	xx.xx	xx.xx	xx.xx	xx.xx	xx.xx
Stencil Duplicator Printing	xx.xx	xx.xx	xx.xx	xx.xx	xx.xx	xx.xx	xx.xx	xx.xx
Others	xx.xx	xx.xx	xx.xx	xx.xx	xx.xx	xx.xx	xx.xx	xx.xx
Total	**xx.xx**	**xx.xx**	**xx.xx**	**xx.xx**	**xx.xx**	**xx.xx**	**xx.xx**	**xx.xx**

Table 297. Europe Book Printing & Packaging Services Market Size, by Offset Lithography, 2017-2040 (USD Million)

Offset Lithography	2017	2024	2025	2026	2027	2032	2040	CAGR (%)
Sheetfed Offset Printing	xx.xx	xx.xx	xx.xx	xx.xx	xx.xx	xx.xx	xx.xx	xx.xx
Web Offset Printing	xx.xx	xx.xx	xx.xx	xx.xx	xx.xx	xx.xx	xx.xx	xx.xx
Total	**xx.xx**	**xx.xx**	**xx.xx**	**xx.xx**	**xx.xx**	**xx.xx**	**xx.xx**	**xx.xx**

Table 298. Europe Book Printing & Packaging Services Market Size, by Digital Printing, 2017-2040 (USD Million)

Digital Printing	2017	2024	2025	2026	2027	2032	2040	CAGR (%)
Electrophotographic Printing	xx.xx	xx.xx	xx.xx	xx.xx	xx.xx	xx.xx	xx.xx	xx.xx
Inkjet Printing	xx.xx	xx.xx	xx.xx	xx.xx	xx.xx	xx.xx	xx.xx	xx.xx
Thermal Printing	xx.xx	xx.xx	xx.xx	xx.xx	xx.xx	xx.xx	xx.xx	xx.xx
Total	**xx.xx**	**xx.xx**	**xx.xx**	**xx.xx**	**xx.xx**	**xx.xx**	**xx.xx**	**xx.xx**

Table 299. Europe Book Printing & Packaging Services Market Size, by Publication Application, 2017-2040 (USD Million)

Publication Application	2017	2024	2025	2026	2027	2032	2040	CAGR (%)
Activity & Puzzle Books	xx.xx	xx.xx	xx.xx	xx.xx	xx.xx	xx.xx	xx.xx	xx.xx
Art & Photography Books	xx.xx	xx.xx	xx.xx	xx.xx	xx.xx	xx.xx	xx.xx	xx.xx
Commemorative & Personal Books	xx.xx	xx.xx	xx.xx	xx.xx	xx.xx	xx.xx	xx.xx	xx.xx
Educational & Training Books	xx.xx	xx.xx	xx.xx	xx.xx	xx.xx	xx.xx	xx.xx	xx.xx
General-Interest Books	xx.xx	xx.xx	xx.xx	xx.xx	xx.xx	xx.xx	xx.xx	xx.xx
Institutional & Corporate Books	xx.xx	xx.xx	xx.xx	xx.xx	xx.xx	xx.xx	xx.xx	xx.xx
Music Books & Scores	xx.xx	xx.xx	xx.xx	xx.xx	xx.xx	xx.xx	xx.xx	xx.xx
Religious & Devotional Books	xx.xx	xx.xx	xx.xx	xx.xx	xx.xx	xx.xx	xx.xx	xx.xx
Scholarly & Professional Books	xx.xx	xx.xx	xx.xx	xx.xx	xx.xx	xx.xx	xx.xx	xx.xx
Total	**xx.xx**	**xx.xx**	**xx.xx**	**xx.xx**	**xx.xx**	**xx.xx**	**xx.xx**	**xx.xx**

Table 300. Europe Book Printing & Packaging Services Market Size, by Educational & Training Books, 2017-2040 (USD Million)

Educational & Training Books	2017	2024	2025	2026	2027	2032	2040	CAGR (%)
Higher Education Textbooks	xx.xx	xx.xx	xx.xx	xx.xx	xx.xx	xx.xx	xx.xx	xx.xx
School Textbooks & Workbooks	xx.xx	xx.xx	xx.xx	xx.xx	xx.xx	xx.xx	xx.xx	xx.xx
Vocational & Continuing Education Books	xx.xx	xx.xx	xx.xx	xx.xx	xx.xx	xx.xx	xx.xx	xx.xx
Total	**xx.xx**	**xx.xx**	**xx.xx**	**xx.xx**	**xx.xx**	**xx.xx**	**xx.xx**	**xx.xx**

Table 301. Europe Book Printing & Packaging Services Market Size, by Commemorative & Personal Books, 2017-2040 (USD Million)

Commemorative & Personal Books	2017	2024	2025	2026	2027	2032	2040	CAGR (%)
Personal Photo & Memory Books	xx.xx	xx.xx	xx.xx	xx.xx	xx.xx	xx.xx	xx.xx	xx.xx
Yearbooks & Organizational Commemoratives	xx.xx	xx.xx	xx.xx	xx.xx	xx.xx	xx.xx	xx.xx	xx.xx
Total	**xx.xx**	**xx.xx**	**xx.xx**	**xx.xx**	**xx.xx**	**xx.xx**	**xx.xx**	**xx.xx**

Table 302. Europe Book Printing & Packaging Services Market Size, by Scholarly & Professional Books, 2017-2040 (USD Million)

Scholarly & Professional Books	2017	2024	2025	2026	2027	2032	2040	CAGR (%)
Professional & Technical Reference Books	xx.xx	xx.xx	xx.xx	xx.xx	xx.xx	xx.xx	xx.xx	xx.xx
Scholarly Research Books	xx.xx	xx.xx	xx.xx	xx.xx	xx.xx	xx.xx	xx.xx	xx.xx
Total	**xx.xx**	**xx.xx**	**xx.xx**	**xx.xx**	**xx.xx**	**xx.xx**	**xx.xx**	**xx.xx**

Table 303. Europe Book Printing & Packaging Services Market Size, by Buyer Type, 2017-2040 (USD Million)

Buyer Type	2017	2024	2025	2026	2027	2032	2040	CAGR (%)
Corporate & Commercial Buyers	xx.xx	xx.xx	xx.xx	xx.xx	xx.xx	xx.xx	xx.xx	xx.xx
Educational & Research Institutions	xx.xx	xx.xx	xx.xx	xx.xx	xx.xx	xx.xx	xx.xx	xx.xx
Government & Intergovernmental Bodies	xx.xx	xx.xx	xx.xx	xx.xx	xx.xx	xx.xx	xx.xx	xx.xx
Nonprofit & Membership Organizations	xx.xx	xx.xx	xx.xx	xx.xx	xx.xx	xx.xx	xx.xx	xx.xx
Print & Production Service Providers	xx.xx	xx.xx	xx.xx	xx.xx	xx.xx	xx.xx	xx.xx	xx.xx
Private Individuals & Households	xx.xx	xx.xx	xx.xx	xx.xx	xx.xx	xx.xx	xx.xx	xx.xx
Publishing Organizations	xx.xx	xx.xx	xx.xx	xx.xx	xx.xx	xx.xx	xx.xx	xx.xx
Self-Publishing Authors & Creators	xx.xx	xx.xx	xx.xx	xx.xx	xx.xx	xx.xx	xx.xx	xx.xx
Total	**xx.xx**	**xx.xx**	**xx.xx**	**xx.xx**	**xx.xx**	**xx.xx**	**xx.xx**	**xx.xx**

Table 304. Europe Book Printing & Packaging Services Market Size, by Production Model, 2017-2040 (USD Million)

Production Model	2017	2024	2025	2026	2027	2032	2040	CAGR (%)
Planned Stock Production	xx.xx	xx.xx	xx.xx	xx.xx	xx.xx	xx.xx	xx.xx	xx.xx
Print-on-Demand	xx.xx	xx.xx	xx.xx	xx.xx	xx.xx	xx.xx	xx.xx	xx.xx
Stock Replenishment	xx.xx	xx.xx	xx.xx	xx.xx	xx.xx	xx.xx	xx.xx	xx.xx
Total	**xx.xx**	**xx.xx**	**xx.xx**	**xx.xx**	**xx.xx**	**xx.xx**	**xx.xx**	**xx.xx**

Table 305. Europe Book Printing & Packaging Services Market Size, by Fulfillment Model, 2017-2040 (USD Million)

Fulfillment Model	2017	2024	2025	2026	2027	2032	2040	CAGR (%)
Consolidated Handoff	xx.xx	xx.xx	xx.xx	xx.xx	xx.xx	xx.xx	xx.xx	xx.xx
Distribution-List Delivery	xx.xx	xx.xx	xx.xx	xx.xx	xx.xx	xx.xx	xx.xx	xx.xx
Order-Level Fulfillment	xx.xx	xx.xx	xx.xx	xx.xx	xx.xx	xx.xx	xx.xx	xx.xx
Total	**xx.xx**	**xx.xx**	**xx.xx**	**xx.xx**	**xx.xx**	**xx.xx**	**xx.xx**	**xx.xx**

Table 306. Europe Book Printing & Packaging Services Market Size, by Procurement Channel, 2017-2040 (USD Million)

Procurement Channel	2017	2024	2025	2026	2027	2032	2040	CAGR (%)
Direct Provider Contracting	xx.xx	xx.xx	xx.xx	xx.xx	xx.xx	xx.xx	xx.xx	xx.xx
Intermediary-Led Contracting	xx.xx	xx.xx	xx.xx	xx.xx	xx.xx	xx.xx	xx.xx	xx.xx
Total	**xx.xx**	**xx.xx**	**xx.xx**	**xx.xx**	**xx.xx**	**xx.xx**	**xx.xx**	**xx.xx**

Table 307. Europe Book Printing & Packaging Services Market Size, by Print Run Length, 2017-2040 (USD Million)

Print Run Length	2017	2024	2025	2026	2027	2032	2040	CAGR (%)
Long Runs	xx.xx	xx.xx	xx.xx	xx.xx	xx.xx	xx.xx	xx.xx	xx.xx
Medium Runs	xx.xx	xx.xx	xx.xx	xx.xx	xx.xx	xx.xx	xx.xx	xx.xx
Short Runs	xx.xx	xx.xx	xx.xx	xx.xx	xx.xx	xx.xx	xx.xx	xx.xx
Single-Copy Runs	xx.xx	xx.xx	xx.xx	xx.xx	xx.xx	xx.xx	xx.xx	xx.xx
Total	**xx.xx**	**xx.xx**	**xx.xx**	**xx.xx**	**xx.xx**	**xx.xx**	**xx.xx**	**xx.xx**

Table 308. Europe Book Printing & Packaging Services Market Size, by Interior Color, 2017-2040 (USD Million)

Interior Color	2017	2024	2025	2026	2027	2032	2040	CAGR (%)
Black-and-White Interiors	xx.xx	xx.xx	xx.xx	xx.xx	xx.xx	xx.xx	xx.xx	xx.xx
Full-Color Interiors	xx.xx	xx.xx	xx.xx	xx.xx	xx.xx	xx.xx	xx.xx	xx.xx
Spot-Color Interiors	xx.xx	xx.xx	xx.xx	xx.xx	xx.xx	xx.xx	xx.xx	xx.xx
Total	**xx.xx**	**xx.xx**	**xx.xx**	**xx.xx**	**xx.xx**	**xx.xx**	**xx.xx**	**xx.xx**

Sources & Evidence

1. European Book Publishing Statistics 2024

   · Evidence informing the 2024 market-value input; displayed series and growth include calculations: European publishers reported approximately EUR xx.xx of net book-sales revenue in 2024. The disclosed ebook and audiobook proportions inform the modeled xx.xx% physical-book revenue proportion; publisher revenue is an input, not printing-service revenue.

   · Evidence informing the 2025 market-value input; displayed series and growth include calculations: The 2024 publisher-revenue and format observations provide the European demand input carried into the 2025 estimate.

   · Evidence informing base-year allocation inputs; displayed values and growth are calculated: EUR xx.xx of 2024 publisher revenue and weakening physical volumes constrain the European demand weight and forecast, not directly observed service shares.
   ([fep-fee.eu](https://www.fep-fee.eu/European-Book-Publishing-Statistics-2024))

   · Evidence informing forecast-year allocation inputs; displayed values and growth are calculated: EUR xx.xx of 2024 publisher revenue and weakening physical volumes constrain the European demand weight and forecast, not directly observed service shares.
   ([fep-fee.eu](https://www.fep-fee.eu/European-Book-Publishing-Statistics-2024))

2. The Global Publishing Industry in 2022

- Evidence informing the 2024 market-value input; displayed series and growth include calculations: Table xx.xx supplies country-level publishing revenues and identifies differences between retail-value, publisher-revenue, print-only and prior-year observations. Selected non-European country observations are adjusted for physical formats and period before estimating production spending.
- Evidence informing the 2025 market-value input; displayed series and growth include calculations: The selected country observations contribute to the demand pool underlying the 2025 working estimate. Nielsen retail datasets elsewhere in the publication are not used.
- Evidence informing base-year allocation inputs; displayed values and growth are calculated: Revenue, format and title proxies constrain allocation. ([wipo.int](https://www.wipo.int/edocs/pubdocs/en/wipo-pub-xx.xx-2023-xx.xx-en-the-global-publishing-industry-in-2022.pdf))
- Evidence informing forecast-year allocation inputs; displayed values and growth are calculated: Revenue, format and title proxies constrain allocation. ([wipo.int](https://www.wipo.int/edocs/pubdocs/en/wipo-pub-xx.xx-2023-xx.xx-en-the-global-publishing-industry-in-2022.pdf))
- Evidence informing base-year allocation inputs; displayed values and growth are calculated: Primary survey sector differences constrain the education-adjusted hardcover proxy.
- Evidence informing forecast-year allocation inputs; displayed values and growth are calculated: Primary survey sector differences constrain the education-adjusted hardcover proxy.
- Evidence informing base-year allocation inputs; displayed values and growth are calculated: Educational/trade differences qualify extrapolation of U.S. consumer-format revenue.
- Evidence informing forecast-year allocation inputs; displayed values and growth are calculated: Educational/trade differences qualify extrapolation of U.S. consumer-format revenue.
- Evidence informing base-year allocation inputs; displayed values and growth are calculated: USD xx.xx of surveyed children's publishing revenue anchors the modeled specialty demand pool, not supplier receipts.
- Evidence informing forecast-year allocation inputs; displayed values and growth are calculated: USD xx.xx of surveyed children's publishing revenue anchors the modeled specialty demand pool, not supplier receipts.
- Evidence informing base-year allocation inputs; displayed values and growth are calculated: Sector data constrain the commissioning-pool proxy; mechanical incidence remains assumed.
- Evidence informing forecast-year allocation inputs; displayed values and growth are calculated: Sector data constrain the commissioning-pool proxy; mechanical incidence remains assumed.
- Evidence informing base-year allocation inputs; displayed values and growth are calculated: Educational demand supplies a common economic anchor; loose-leaf incidence remains modeled.
- Evidence informing forecast-year allocation inputs; displayed values and growth are calculated: Educational demand supplies a common economic anchor; loose-leaf incidence remains modeled.
- Evidence informing base-year allocation inputs; displayed values and growth are calculated: Sector observations constrain the educational short-book commissioning pool.
- Evidence informing forecast-year allocation inputs; displayed values and growth are calculated: Sector observations constrain the educational short-book commissioning pool.
- Evidence informing base-year allocation inputs; displayed values and growth are calculated: The commissioning-pool anchor supports an explicit sparse-format incidence model.
- Evidence informing forecast-year allocation inputs; displayed values and growth are calculated: The commissioning-pool anchor supports an explicit sparse-format incidence model.
- Evidence informing base-year allocation inputs; displayed values and growth are calculated: Children's demand anchors the accordion working estimate, not observed accordion orders.
- Evidence informing forecast-year allocation inputs; displayed values and growth are calculated: Children's demand anchors the accordion working estimate, not observed accordion orders.
- Evidence informing base-year allocation inputs; displayed values and growth are calculated: Children's demand anchors assumed textile-book order incidence.
- Evidence informing forecast-year allocation inputs; displayed values and growth are calculated: Children's demand anchors assumed textile-book order incidence.
- Evidence informing base-year allocation inputs; displayed values and growth are calculated: Children's demand anchors assumed bath-book order incidence.
- Evidence informing forecast-year allocation inputs; displayed values and growth are calculated: Children's demand anchors assumed bath-book order incidence.
- Evidence informing base-year allocation inputs; displayed values and growth are calculated: Children's demand anchors assumed foam-book order incidence.
- Evidence informing forecast-year allocation inputs; displayed values and growth are calculated: Children's

3. 2024 年新闻出版统计公报

- Evidence informing the 2024 market-value input; displayed series and growth include calculations: For 2024, the official table reports xx.xx book copies or sheets and CNY xx.xx of book-publishing revenue. These constrain the demand bridge and historical contraction, rather than directly measuring printing-service sales.
- Evidence informing the 2025 market-value input; displayed series and growth include calculations: The 2024 book-publishing observation supplies the Chinese demand primitive for the 2025 model.
- Evidence informing base-year allocation inputs; displayed values and growth are calculated: Official 2024 output of xx.xx copies/sheets constrains total modeled publisher activity; it does not disclose single-copy production.
- Evidence informing forecast-year allocation inputs; displayed values and growth are calculated: Official 2024 output of xx.xx copies/sheets constrains total modeled publisher activity; it does not disclose single-copy production.
- Evidence informing base-year allocation inputs; displayed values and growth are calculated: Aggregate copies and annual title output constrain the shared activity model, not an observed short-run share.
- Evidence informing forecast-year allocation inputs; displayed values and growth are calculated: Aggregate copies and annual title output constrain the shared activity model, not an observed short-run share.
- Evidence informing base-year allocation inputs; displayed values and growth are calculated: Aggregate production provides a scale check for the medium-run assumption; annual copies per title are not individual batches.
- Evidence informing forecast-year allocation inputs; displayed values and growth are calculated: Aggregate production provides a scale check for the medium-run assumption; annual copies per title are not individual batches.
- Evidence informing base-year allocation inputs; displayed values and growth are calculated: Approximately xx.xx annual copies per title constrain the long-run scenario without proving its batch mix or forecast.
- Evidence informing forecast-year allocation inputs; displayed values and growth are calculated: Approximately xx.xx annual copies per title constrain the long-run scenario without proving its batch mix or forecast.

4. Foreign Exchange Rates - G.5A Annual, January 5, 2026

- Evidence informing the 2024 market-value input; displayed series and growth include calculations: The official 2024 annual-average conversion inputs are USD xx.xx per EUR, CNY xx.xx per USD and CAD xx.xx per USD.
- Evidence informing the 2025 market-value input; displayed series and growth include calculations: The exchange-rate table establishes the conversion basis of the preceding-year demand inputs used in the 2025 estimate; subsequent effective-USD price assumptions are modeled separately.

5. Book publishing industry, 2024 - Statistics Canada
   - Evidence informing the 2024 market-value input; displayed series and growth include calculations: Canadian publishers reported CAD xx.xx of print sales outside the online category and CAD xx.xx of online print sales in 2024. Their sum, rather than total operating revenue, supplies the physical-book demand input.
   - Evidence informing the 2025 market-value input; displayed series and growth include calculations: Reported cost of goods sold of CAD xx.xx, up CAD xx.xx from 2022, supplies a cost-pressure cross-check, not a directly attributable printing-services total.
   - Evidence informing base-year allocation inputs; displayed values and growth are calculated: Canadian online versus other print-sales values constrain parcel exposure, with explicit value-to-unit and geographic limitations.
   - Evidence informing forecast-year allocation inputs; displayed values and growth are calculated: Canadian online versus other print-sales values constrain parcel exposure, with explicit value-to-unit and geographic limitations.
   - Evidence informing base-year allocation inputs; displayed values and growth are calculated: The print-channel value mix supplies a limited parcel-demand proxy, not observed envelope purchases.
   - Evidence informing forecast-year allocation inputs; displayed values and growth are calculated: The print-channel value mix supplies a limited parcel-demand proxy, not observed envelope purchases.
   - Evidence informing base-year allocation inputs; displayed values and growth are calculated: The print-channel value mix supplies a limited parcel-demand proxy, not observed bag purchases.
   - Evidence informing forecast-year allocation inputs; displayed values and growth are calculated: The print-channel value mix supplies a limited parcel-demand proxy, not observed bag purchases.
   - Evidence informing base-year allocation inputs; displayed values and growth are calculated: Modest observed online-print growth qualifies aggressive parcel-related wrapping assumptions.
   - Evidence informing forecast-year allocation inputs; displayed values and growth are calculated: Modest observed online-print growth qualifies aggressive parcel-related wrapping assumptions.
   - Evidence informing base-year allocation inputs; displayed values and growth are calculated: Channel activity constrains the modeled delivery-pack population requiring separate protection.
   - Evidence informing forecast-year allocation inputs; displayed values and growth are calculated: Channel activity constrains the modeled delivery-pack population requiring separate protection.
   - Evidence informing base-year allocation inputs; displayed values and growth are calculated: Channel activity constrains the modeled delivery-pack population requiring closures.
   - Evidence informing forecast-year allocation inputs; displayed values and growth are calculated: Channel activity constrains the modeled delivery-pack population requiring closures.
6. U.S. Census Bureau - Books Printing: Shipments, annual table
   - Evidence informing the 2017 market-value input; displayed series and growth include calculations: U.S. books-printing shipments were USD xx.xx in 2017; this is a national production anchor for the historical model.
   - Evidence informing the 2018 market-value input; displayed series and growth include calculations: U.S. books-printing shipments were USD xx.xx in 2018.
   - Evidence informing the 2019 market-value input; displayed series and growth include calculations: U.S. books-printing shipments were USD xx.xx in 2019.
   - Evidence informing the 2020 market-value input; displayed series and growth include calculations: U.S. books-printing shipments were USD xx.xx in 2020.
   - Evidence informing the 2021 market-value input; displayed series and growth include calculations: U.S. books-printing shipments were USD xx.xx in 2021.
   - Evidence informing the 2022 market-value input; displayed series and growth include calculations: U.S. books-printing shipments were USD xx.xx in 2022.
   - Evidence informing the 2024 market-value input; displayed series and growth include calculations: U.S. books-printing shipments were USD xx.xx in 2024. This national industrial measure is narrower than the composite global service boundary.

7. U.S. Census Bureau - Book Publishers, All Establishments: Revenue, annual table
   - Evidence informing the 2024 market-value input; displayed series and growth include calculations: The Census annual series reports USD xx.xx of U.S. book-publisher revenue for 2024. A modeled xx.xx% physical-book proportion excludes digital and other adjacent receipts.
   - Evidence informing the 2025 market-value input; displayed series and growth include calculations: The 2024 Census observation replaces an older survey-based U.S. revenue bridge in the demand pool underlying 2025.

8. Scholastic Corporation - Form 10-K for the year ended May 31, 2025

- Evidence informing the 2024 market-value input; displayed series and growth include calculations: Scholastic's fiscal 2024 product, service, production and inventory-reserve costs were xx.xx% of revenue; postage, freight, shipping, fulfillment and other costs were xx.xx%. These broad categories constrain, but do not directly establish, eligible outsourced-service spending.
- Evidence informing the 2025 market-value input; displayed series and growth include calculations: The corresponding fiscal 2025 proportions were xx.xx% and xx.xx%. Royalties and prepublication amortization are separately disclosed, allowing their exclusion from the service-market bridge.
- Evidence informing base-year allocation inputs; displayed values and growth are calculated: Fiscal-2025 product, service, production and inventory-reserve costs were xx.xx% of revenue. The broader cost category constrains the manufacturing spending boundary but does not directly disclose printing-service revenue.
- Evidence informing forecast-year allocation inputs; displayed values and growth are calculated: Fiscal-2025 product, service, production and inventory-reserve costs were xx.xx% of revenue. The broader cost category constrains the manufacturing spending boundary but does not directly disclose printing-service revenue.
- Evidence informing base-year allocation inputs; displayed values and growth are calculated: Prepublication amortization is disclosed separately from production costs, supporting exclusion of adjacent amortization rather than equating it with externally purchased prepress.
- Evidence informing forecast-year allocation inputs; displayed values and growth are calculated: Prepublication amortization is disclosed separately from production costs, supporting exclusion of adjacent amortization rather than equating it with externally purchased prepress.
- Evidence informing base-year allocation inputs; displayed values and growth are calculated: Postage, freight, shipping, fulfillment and other costs were xx.xx% of revenue in fiscal 2025 versus xx.xx% in fiscal 2024. This is a broad buyer-cost check, not an eligible outsourced-fulfillment share.
- Evidence informing forecast-year allocation inputs; displayed values and growth are calculated: Postage, freight, shipping, fulfillment and other costs were xx.xx% of revenue in fiscal 2025 versus xx.xx% in fiscal 2024. This is a broad buyer-cost check, not an eligible outsourced-fulfillment share.
- Evidence informing base-year allocation inputs; displayed values and growth are calculated: Outsourced manufacturing coexists with company-operated distribution. Fiscal-2025 production-related costs were xx.xx% of revenue, constraining the inherited spending bridge rather than directly measuring the assumed route fraction.
- Evidence informing forecast-year allocation inputs; displayed values and growth are calculated: Outsourced manufacturing coexists with company-operated distribution. Fiscal-2025 production-related costs were xx.xx% of revenue, constraining the inherited spending bridge rather than directly measuring the assumed route fraction.
- Evidence informing base-year allocation inputs; displayed values and growth are calculated: Book-club revenue was xx.xx% online-ordered and xx.xx% parent-ordered, while products typically went to classrooms. This challenges the use of online sales as a proxy for the external contractor's delivery model.
- Evidence informing forecast-year allocation inputs; displayed values and growth are calculated: Book-club revenue was xx.xx% online-ordered and xx.xx% parent-ordered, while products typically went to classrooms. This challenges the use of online sales as a proxy for the external contractor's delivery model.
- Evidence informing base-year allocation inputs; displayed values and growth are calculated: Direct printer-to-customer fulfillment is a disclosed option. Broader logistics/other costs were xx.xx% of revenue versus xx.xx% previously, providing a cost-boundary check but no global order-level share or service-price growth observation.
- Evidence informing forecast-year allocation inputs; displayed values and growth are calculated: Direct printer-to-customer fulfillment is a disclosed option. Broader logistics/other costs were xx.xx% of revenue versus xx.xx% previously, providing a cost-boundary check but no global order-level share or service-price growth observation.

9. CEWE achieves all targets in 2025 and aims to further increase revenue and earnings in 2026

- Evidence informing the 2025 market-value input; displayed series and growth include calculations: CEWE reported xx.xx CEWE PHOTOBOOK copies in 2025 versus xx.xx in 2024, supporting a positive specialty-book volume assumption without establishing global adoption.
- Evidence informing the 2026 market-value input; displayed series and growth include calculations: Observed 2025 photobook growth informs the specialty-demand assumption for 2026; the market value remains modeled.
- Evidence informing the 2032 market-value input; displayed series and growth include calculations: The observed specialty-book activity is a starting condition for the forecast, not independent proof of continued growth through 2032.
- Evidence informing the 2040 market-value input; displayed series and growth include calculations: The forecast explicitly slows specialty-demand growth after 2032; this source supplies the initial commercial observation, not the long-term growth rate.
- Evidence informing base-year allocation inputs; displayed values and growth are calculated: Company photobook activity constrains the materiality of specialty commissions; it does not establish the modeled European specialty multiplier or continued growth through 2032. ([ir.cewe.de](https://ir.cewe.de/en/news/cewe-achieves-all-targets-in-2025-and-aims-to-further-increase-revenue-and-earnings-in/70292c17-c943-xx.xx-bd11-4323b6ce54d8))
- Evidence informing forecast-year allocation inputs; displayed values and growth are calculated: Company photobook activity constrains the materiality of specialty commissions; it does not establish the modeled European specialty multiplier or continued growth through 2032. ([ir.cewe.de](https://ir.cewe.de/en/news/cewe-achieves-all-targets-in-2025-and-aims-to-further-increase-revenue-and-earnings-in/70292c17-c943-xx.xx-bd11-4323b6ce54d8))
- Evidence informing base-year allocation inputs; displayed values and growth are calculated: CEWE reports xx.xx photobooks in 2025 compared with xx.xx in 2024. This independently establishes specialty-book activity underlying the nonpublisher model, without establishing a global expansion factor.
- Evidence informing forecast-year allocation inputs; displayed values and growth are calculated: CEWE reports xx.xx photobooks in 2025 compared with xx.xx in 2024. This independently establishes specialty-book activity underlying the nonpublisher model, without establishing a global expansion factor.
- Evidence informing base-year allocation inputs; displayed values and growth are calculated: Observed photobook activity supports retaining premium specialty commissions in the manufacturing mix; the binding allocation and unchanged future cohort profile remain assumptions.
- Evidence informing forecast-year allocation inputs; displayed values and growth are calculated: Observed photobook activity supports retaining premium specialty commissions in the manufacturing mix; the binding allocation and unchanged future cohort profile remain assumptions.
- Evidence informing base-year allocation inputs; displayed values and growth are calculated: Reported photobook volumes constrain personal-book activity and the nonpublisher starting condition, not hardcover prevalence or future share.
- Evidence informing forecast-year allocation inputs; displayed values and growth are calculated: Reported photobook volumes constrain personal-book activity and the nonpublisher starting condition, not hardcover prevalence or future share.
- Evidence informing base-year allocation inputs; displayed values and growth are calculated: Photobook activity supports the separate personal-book commissioning block; its softcover fraction remains assumed.
- Evidence informing forecast-year allocation inputs; displayed values and growth are calculated: Photobook activity supports the separate personal-book commissioning block; its softcover fraction remains assumed.
- Evidence informing base-year allocation inputs; displayed values and growth are calculated: Reported photobook copies rose from xx.xx to xx.xx; the narrower 2026 target qualifies strong specialty-growth assumptions.
- Evidence informing forecast-year allocation inputs; displayed values and growth are calculated: Reported photobook copies rose from xx.xx to xx.xx; the narrower 2026 target qualifies strong specialty-growth assumptions.
- Evidence informing base-year allocation inputs; displayed values and growth are calculated: Specialty-book activity constrains the presentation-demand scenario but does not measure gift-box attachment.
- Evidence informing forecast-year allocation inputs; displayed values and growth are calculated: Specialty-book activity constrains the presentation-demand scenario but does not measure gift-box attachment.
- Evidence informing base-year allocation inputs; displayed values and growth are calculated: Reports xx.xx CEWE PHOTOBOOK units in 2025 versus xx.xx in 2024, constraining the specialty-book demand budget without establishing a global process split.

10. Paperback Printing Cost - Kindle Direct Publishing

- Evidence informing the 2025 market-value input; displayed series and growth include calculations: The inspected U.S. paperback schedule charges USD xx.xx plus USD xx.xx per page for the specified regular-trim black-ink category. It provides a contemporary commercial price comparison for the assumed USD xx.xx self-publishing production receipt, not an observed historical price or volume.
- Evidence informing the 2026 market-value input; displayed series and growth include calculations: The schedule distinguishes printing charges from royalties and retail list prices, supporting the production-receipt boundary used in the estimate.
- Evidence informing base-year allocation inputs; displayed values and growth are calculated: The current U.S. regular-trim black-ink schedule uses USD xx.xx plus USD xx.xx per page for the relevant page band, yielding the USD xx.xx representative manufacturing comparator. It anchors relative weights, not an observed global 2025 price or future share.
- Evidence informing forecast-year allocation inputs; displayed values and growth are calculated: The current U.S. regular-trim black-ink schedule uses USD xx.xx plus USD xx.xx per page for the relevant page band, yielding the USD xx.xx representative manufacturing comparator. It anchors relative weights, not an observed global 2025 price or future share.
- Evidence informing base-year allocation inputs; displayed values and growth are calculated: The paperback manufacturing comparator supplies the baseline from which the modeled binding component and hardcover increment are separated.
- Evidence informing forecast-year allocation inputs; displayed values and growth are calculated: The paperback manufacturing comparator supplies the baseline from which the modeled binding component and hardcover increment are separated.
- Evidence informing base-year allocation inputs; displayed values and growth are calculated: The separately identified paperback printing charge constrains the self-publishing production-receipt model and its distinction from retail proceeds.
- Evidence informing forecast-year allocation inputs; displayed values and growth are calculated: The separately identified paperback printing charge constrains the self-publishing production-receipt model and its distinction from retail proceeds.
- Evidence informing base-year allocation inputs; displayed values and growth are calculated: The inspected U.S. regular-trim black-ink schedule charges USD xx.xx plus USD xx.xx per page. It is a contemporary production-charge comparison for the modeled USD xx.xx receipt, not an observed historical Global average.
- Evidence informing forecast-year allocation inputs; displayed values and growth are calculated: The inspected U.S. regular-trim black-ink schedule charges USD xx.xx plus USD xx.xx per page. It is a contemporary production-charge comparison for the modeled USD xx.xx receipt, not an observed historical Global average.
- Evidence informing base-year allocation inputs; displayed values and growth are calculated: The relevant current U.S. paperback printing schedule is USD xx.xx plus USD xx.xx per page, giving USD xx.xx at xx.xx pages. This is a commercial price comparison for creator-production receipts, not proof of 2025 realization, volume or fulfillment mix.
- Evidence informing forecast-year allocation inputs; displayed values and growth are calculated: The relevant current U.S. paperback printing schedule is USD xx.xx plus USD xx.xx per page, giving USD xx.xx at xx.xx pages. This is a commercial price comparison for creator-production receipts, not proof of 2025 realization, volume or fulfillment mix.
- Evidence informing base-year allocation inputs; displayed values and growth are calculated: The current U.S. regular-trim black-ink schedule of USD xx.xx plus USD xx.xx per page gives USD xx.xx at xx.xx pages, a magnitude check for modeled single-copy receipts. It establishes neither global volume nor historical or forecast share.
- Evidence informing forecast-year allocation inputs; displayed values and growth are calculated: The current U.S. regular-trim black-ink schedule of USD xx.xx plus USD xx.xx per page gives USD xx.xx at xx.xx pages, a magnitude check for modeled single-copy receipts. It establishes neither global volume nor historical or forecast share.
- Evidence informing base-year allocation inputs; displayed values and growth are calculated: The current U.S. regular-trim black-ink schedule charges USD xx.xx plus USD xx.xx per page, yielding USD xx.xx for xx.xx pages. This is a contemporary price comparator, not a historical global average. ([kdp.amazon.com](https://kdp.amazon.com/en_US/help/topic/G201834340))
- Evidence informing forecast-year allocation inputs; displayed values and growth are calculated: The current U.S. regular-trim black-ink schedule charges USD xx.xx plus USD xx.xx per page, yielding USD xx.xx for xx.xx pages. This is a contemporary price comparator, not a historical global average. ([kdp.amazon.com](https://kdp.amazon.com/en_US/help/topic/G201834340))
- Evidence informing base-year allocation inputs; displayed values and growth are calculated: The comparable standard and premium color charges calculate to USD xx.xx and USD xx.xx. They constrain relative

11. European Book Publishing Statistics 2017

- Evidence informing the 2017 market-value input; displayed series and growth include calculations: The association's primary survey reports approximately EUR xx.xx of European net publisher revenue for 2017, constraining the pre-pandemic demand level.

12. European Book Publishing Statistics 2019

- Evidence informing the 2018 market-value input; displayed series and growth include calculations: The association reports approximately EUR xx.xx of publisher revenue for 2018.
- Evidence informing the 2019 market-value input; displayed series and growth include calculations: The association reports approximately EUR xx.xx for 2019 and identifies a questionnaire change that limits exact comparability with earlier observations.

13. 2021 年新闻出版产业分析报告

- Evidence informing the 2020 market-value input; displayed series and growth include calculations: The official report's 2021 comparison identifies a substantial rebound from 2020, constraining the pandemic-recovery bridge.
- Evidence informing the 2021 market-value input; displayed series and growth include calculations: China reported xx.xx book copies or sheets in 2021, up xx.xx%; the report also distinguishes textbook output and reprints.
- Evidence informing base-year allocation inputs; displayed values and growth are calculated: China's official 2021 textbook share was xx.xx% of book copies. It supplies an older educational-activity proxy, not a monochrome share.
([nppa.gov.cn](https://www.nppa.gov.cn/xxgk/fdzdgknr/tjxx/xx.xx/P020230530667517704140.pdf))
- Evidence informing forecast-year allocation inputs; displayed values and growth are calculated: China's official 2021 textbook share was xx.xx% of book copies. It supplies an older educational-activity proxy, not a monochrome share.
([nppa.gov.cn](https://www.nppa.gov.cn/xxgk/fdzdgknr/tjxx/xx.xx/P020230530667517704140.pdf))
- Evidence informing base-year allocation inputs; displayed values and growth are calculated: The textbook copy proportion constrains educational exposure; comparable monetary intensity and spot-color incidence are modeled separately.
([nppa.gov.cn](https://www.nppa.gov.cn/xxgk/fdzdgknr/tjxx/xx.xx/P020230530667517704140.pdf))
- Evidence informing forecast-year allocation inputs; displayed values and growth are calculated: The textbook copy proportion constrains educational exposure; comparable monetary intensity and spot-color incidence are modeled separately.
([nppa.gov.cn](https://www.nppa.gov.cn/xxgk/fdzdgknr/tjxx/xx.xx/P020230530667517704140.pdf))
- Evidence informing base-year allocation inputs; displayed values and growth are calculated: The educational-activity observation contributes to the shared demand proxy carried into the full-color base and forecast models; no color split is reported.
([nppa.gov.cn](https://www.nppa.gov.cn/xxgk/fdzdgknr/tjxx/xx.xx/P020230530667517704140.pdf))
- Evidence informing forecast-year allocation inputs; displayed values and growth are calculated: The educational-activity observation contributes to the shared demand proxy carried into the full-color base and forecast models; no color split is reported.
([nppa.gov.cn](https://www.nppa.gov.cn/xxgk/fdzdgknr/tjxx/xx.xx/P020230530667517704140.pdf))

14. European Book Publishing Statistics 2023

- Evidence informing the 2022 market-value input; displayed series and growth include calculations: European net publisher revenue was approximately EUR xx.xx in 2022; the association describes paper-cost pressure and price-led growth.

15. Hardcover Printing Cost - Kindle Direct Publishing
    - Evidence informing base-year allocation inputs; displayed values and growth are calculated: The current U.S. regular-trim hardcover schedule uses USD xx.xx plus USD xx.xx per page in the relevant band. Comparison with paperback charges constrains the premium-equivalent manufacturing model.
    - Evidence informing forecast-year allocation inputs; displayed values and growth are calculated: The current U.S. regular-trim hardcover schedule uses USD xx.xx plus USD xx.xx per page in the relevant band. Comparison with paperback charges constrains the premium-equivalent manufacturing model.
    - Evidence informing base-year allocation inputs; displayed values and growth are calculated: The USD xx.xx fixed-charge difference supplies the POD premium input; the xx.xx% commercial-run realization and premium incidence are explicitly modeled rather than disclosed.
    - Evidence informing forecast-year allocation inputs; displayed values and growth are calculated: The USD xx.xx fixed-charge difference supplies the POD premium input; the xx.xx% commercial-run realization and premium incidence are explicitly modeled rather than disclosed.
16. User Fees - University of Wisconsin-Milwaukee Print & Copy Services
    - Evidence informing base-year allocation inputs; displayed values and growth are calculated: The university service schedule separately prices preflight/prepress preparation at USD xx.xx per hour, establishing a paid preparation activity rather than an automatic component of every printing-platform purchase.
    - Evidence informing forecast-year allocation inputs; displayed values and growth are calculated: The university service schedule separately prices preflight/prepress preparation at USD xx.xx per hour, establishing a paid preparation activity rather than an automatic component of every printing-platform purchase.
    - Evidence informing base-year allocation inputs; displayed values and growth are calculated: Perfect binding is listed at USD xx.xx-xx.xx per book. The lower endpoint is the model's basic-binding comparator, not a measured worldwide realization.
    - Evidence informing forecast-year allocation inputs; displayed values and growth are calculated: Perfect binding is listed at USD xx.xx-xx.xx per book. The lower endpoint is the model's basic-binding comparator, not a measured worldwide realization.

17. How Much Does It Cost to Print a Book? - QinPrinting
    - Evidence informing base-year allocation inputs; displayed values and growth are calculated: The supplier's delivered xx.xx-page, xx.xx-copy color-book examples list USD xx.xx for softcover and USD xx.xx for hardcover. They provide a commercial-run countercheck, with delivery and product differences preventing direct substitution.
    - Evidence informing forecast-year allocation inputs; displayed values and growth are calculated: The supplier's delivered xx.xx-page, xx.xx-copy color-book examples list USD xx.xx for softcover and USD xx.xx for hardcover. They provide a commercial-run countercheck, with delivery and product differences preventing direct substitution.
    - Evidence informing base-year allocation inputs; displayed values and growth are calculated: The smaller hardcover premium in this offset example qualifies extrapolation of the full POD hardcover increment into binding revenue.
    - Evidence informing forecast-year allocation inputs; displayed values and growth are calculated: The smaller hardcover premium in this offset example qualifies extrapolation of the full POD hardcover increment into binding revenue.
    - Evidence informing base-year allocation inputs; displayed values and growth are calculated: Comparable hardcover and softcover quotations constrain the assumed relative manufacturing realization after scope adjustments.
    - Evidence informing forecast-year allocation inputs; displayed values and growth are calculated: Comparable hardcover and softcover quotations constrain the assumed relative manufacturing realization after scope adjustments.
    - Evidence informing base-year allocation inputs; displayed values and growth are calculated: Softcover prices provide a commercial comparison, not a historical global average.
    - Evidence informing forecast-year allocation inputs; displayed values and growth are calculated: Softcover prices provide a commercial comparison, not a historical global average.
    - Evidence informing base-year allocation inputs; displayed values and growth are calculated: Board-book quotations constrain the assumed production receipt; delivery and duties require adjustment.
    - Evidence informing forecast-year allocation inputs; displayed values and growth are calculated: Board-book quotations constrain the assumed production receipt; delivery and duties require adjustment.
    - Evidence informing base-year allocation inputs; displayed values and growth are calculated: Mechanical-binding quotations constrain the unit-receipt assumption, not incidence.
    - Evidence informing forecast-year allocation inputs; displayed values and growth are calculated: Mechanical-binding quotations constrain the unit-receipt assumption, not incidence.
    - Evidence informing base-year allocation inputs; displayed values and growth are calculated: Short-booklet quotations constrain the lower realization used for eligible saddle-stitched books.
    - Evidence informing forecast-year allocation inputs; displayed values and growth are calculated: Short-booklet quotations constrain the lower realization used for eligible saddle-stitched books.
18. Book Wrap Mailers / Book Boxes - Packaging ONE
    - Evidence informing base-year allocation inputs; displayed values and growth are calculated: The manufacturer lists MP2 book mailers at GBP xx.xx each for xx.xx packs of xx.xx excluding VAT. The converted unit price supplies the packaging-creation value proxy, not a global average or a historical quote.
    - Evidence informing forecast-year allocation inputs; displayed values and growth are calculated: The manufacturer lists MP2 book mailers at GBP xx.xx each for xx.xx packs of xx.xx excluding VAT. The converted unit price supplies the packaging-creation value proxy, not a global average or a historical quote.
    - Evidence informing base-year allocation inputs; displayed values and growth are calculated: The enclosure price forms the other side of the creation-versus-packing ratio. One comparable enclosure per packing unit is an explicit activity-matching assumption.
    - Evidence informing forecast-year allocation inputs; displayed values and growth are calculated: The enclosure price forms the other side of the creation-versus-packing ratio. One comparable enclosure per packing unit is an explicit activity-matching assumption.

19. Foreign Exchange Rates - G.5A Annual, January 5, 2026
    - Evidence informing base-year allocation inputs; displayed values and growth are calculated: The official 2025 annual average is USD xx.xx per GBP. It converts the GBP packaging comparator into the common monetary basis used in the starting allocation.
    - Evidence informing forecast-year allocation inputs; displayed values and growth are calculated: The official 2025 annual average is USD xx.xx per GBP. It converts the GBP packaging comparator into the common monetary basis used in the starting allocation.
    - Evidence informing base-year allocation inputs; displayed values and growth are calculated: The same conversion supports the common-currency packaging/packing denominator inherited by the forecast; no 2032 exchange rate is asserted.
    - Evidence informing forecast-year allocation inputs; displayed values and growth are calculated: The same conversion supports the common-currency packaging/packing denominator inherited by the forecast; no 2032 exchange rate is asserted.
20. Optional Book Publishing Services - InstantPublisher
    - Evidence informing base-year allocation inputs; displayed values and growth are calculated: The provider lists layout/typesetting at USD xx.xx per page with a USD xx.xx minimum. This supports the preparation-spending feasibility check, with purchase incidence and copies per job remaining assumptions.
    - Evidence informing forecast-year allocation inputs; displayed values and growth are calculated: The provider lists layout/typesetting at USD xx.xx per page with a USD xx.xx minimum. This supports the preparation-spending feasibility check, with purchase incidence and copies per job remaining assumptions.
    - Evidence informing base-year allocation inputs; displayed values and growth are calculated: Individual shrink-wrapping is listed at USD xx.xx each plus USD xx.xx setup. Amortizing setup over an assumed xx.xx copies gives the USD xx.xx packing comparator.
    - Evidence informing forecast-year allocation inputs; displayed values and growth are calculated: Individual shrink-wrapping is listed at USD xx.xx each plus USD xx.xx setup. Amortizing setup over an assumed xx.xx copies gives the USD xx.xx packing comparator.
21. How Does Merchant Pricing Work for Ecommerce Stores? - Lulu Direct
    - Evidence informing base-year allocation inputs; displayed values and growth are calculated: The September 2026 merchant-pricing explanation identifies a USD xx.xx fulfillment fee and separates merchant retail receipts from payments for supplier production, shipping and taxes. The fee is a contemporary feasibility comparator, not verified 2025 penetration or a future charge.
    - Evidence informing forecast-year allocation inputs; displayed values and growth are calculated: The September 2026 merchant-pricing explanation identifies a USD xx.xx fulfillment fee and separates merchant retail receipts from payments for supplier production, shipping and taxes. The fee is a contemporary feasibility comparator, not verified 2025 penetration or a future charge.
    - Evidence informing base-year allocation inputs; displayed values and growth are calculated: Merchant retail receipts are separate from payments for printing and fulfillment. The current page lists a USD xx.xx fulfillment fee, with shipping and taxes separately calculated. This supports the service-value boundary, not a historical average fee or global order volume.
    - Evidence informing forecast-year allocation inputs; displayed values and growth are calculated: Merchant retail receipts are separate from payments for printing and fulfillment. The current page lists a USD xx.xx fulfillment fee, with shipping and taxes separately calculated. This supports the service-value boundary, not a historical average fee or global order volume.
    - Evidence informing base-year allocation inputs; displayed values and growth are calculated: Lulu identifies separate retail and production/fulfillment transactions and a USD xx.xx fulfillment fee. This supports excluding merchant retail margins from production-service value and avoiding automatic procurement-channel classification from the storefront.
    - Evidence informing forecast-year allocation inputs; displayed values and growth are calculated: Lulu identifies separate retail and production/fulfillment transactions and a USD xx.xx fulfillment fee. This supports excluding merchant retail margins from production-service value and avoiding automatic procurement-channel classification from the storefront.

22. AAP December 2025 StatShot Report

- Evidence informing base-year allocation inputs; displayed values and growth are calculated: The primary monthly reporting panel's full-year 2025 trade figures show paperback revenue down xx.xx%. This qualifies broad physical-book growth assumptions and supplies directional mix evidence only.
- Evidence informing forecast-year allocation inputs; displayed values and growth are calculated: The primary monthly reporting panel's full-year 2025 trade figures show paperback revenue down xx.xx%. This qualifies broad physical-book growth assumptions and supplies directional mix evidence only.
- Evidence informing base-year allocation inputs; displayed values and growth are calculated: The same approximately xx.xx-publisher panel shows hardcover revenue up xx.xx%. It supports a modest premium-mix hypothesis but neither measures global binding spending nor proves the forecast.
- Evidence informing forecast-year allocation inputs; displayed values and growth are calculated: The same approximately xx.xx-publisher panel shows hardcover revenue up xx.xx%. It supports a modest premium-mix hypothesis but neither measures global binding spending nor proves the forecast.
- Evidence informing base-year allocation inputs; displayed values and growth are calculated: Direct-participant 2025 hardback revenue of approximately USD xx.xx anchors the adjusted conventional-format model; it is not printing revenue or a global share.
- Evidence informing forecast-year allocation inputs; displayed values and growth are calculated: Direct-participant 2025 hardback revenue of approximately USD xx.xx anchors the adjusted conventional-format model; it is not printing revenue or a global share.
- Evidence informing base-year allocation inputs; displayed values and growth are calculated: Reported paperback revenue of approximately USD xx.xx plus USD xx.xx mass-market revenue supplies the comparison input. Reported annual movements qualify the forecast starting mix, not its future persistence.
- Evidence informing forecast-year allocation inputs; displayed values and growth are calculated: Reported paperback revenue of approximately USD xx.xx plus USD xx.xx mass-market revenue supplies the comparison input. Reported annual movements qualify the forecast starting mix, not its future persistence.
- Evidence informing base-year allocation inputs; displayed values and growth are calculated: Direct publisher-sample religious and trade physical-format receipts provide a category-intensity proxy, subject to explicit geographic and coverage adjustments.
- Evidence informing forecast-year allocation inputs; displayed values and growth are calculated: Direct publisher-sample religious and trade physical-format receipts provide a category-intensity proxy, subject to explicit geographic and coverage adjustments.
- Evidence informing base-year allocation inputs; displayed values and growth are calculated: Reported professional-book receipts and their 2025 decline challenge assumptions of automatic growth from recurring reference relationships.
- Evidence informing forecast-year allocation inputs; displayed values and growth are calculated: Reported professional-book receipts and their 2025 decline challenge assumptions of automatic growth from recurring reference relationships.

23. Print and Associated Services Framework - Lot 1 Buyer Guide: Framework Objectives
    - Evidence informing base-year allocation inputs; displayed values and growth are calculated: The public purchasing framework separately specifies production-management advice. It establishes a purchased responsibility but not a global fee rate or permission to count subcontract pass-through as retained revenue.
    - Evidence informing forecast-year allocation inputs; displayed values and growth are calculated: The public purchasing framework separately specifies production-management advice. It establishes a purchased responsibility but not a global fee rate or permission to count subcontract pass-through as retained revenue.
    - Evidence informing base-year allocation inputs; displayed values and growth are calculated: The framework also specifies finished-goods stock holding and call-off, with required holding costs included in the print-job price. This supports allocating embedded production-linked fulfillment rather than restricting the category to standalone invoices.
    - Evidence informing forecast-year allocation inputs; displayed values and growth are calculated: The framework also specifies finished-goods stock holding and call-off, with required holding costs included in the print-job price. This supports allocating embedded production-linked fulfillment rather than restricting the category to standalone invoices.
    - Evidence informing base-year allocation inputs; displayed values and growth are calculated: Finished goods may be held for call-off, with storage included in the print job where required. This supports consolidated releases as a production-linked arrangement without assuming every release is an individual order.
    - Evidence informing forecast-year allocation inputs; displayed values and growth are calculated: Finished goods may be held for call-off, with storage included in the print job where required. This supports consolidated releases as a production-linked arrangement without assuming every release is an individual order.
    - Evidence informing base-year allocation inputs; displayed values and growth are calculated: Contractors maintain designated distribution lists, deliver to nominated addresses and receive job-specific copy allocations, supporting the modeled list-delivery category.
    - Evidence informing forecast-year allocation inputs; displayed values and growth are calculated: Contractors maintain designated distribution lists, deliver to nominated addresses and receive job-specific copy allocations, supporting the modeled list-delivery category.
    - Evidence informing base-year allocation inputs; displayed values and growth are calculated: The coexistence of stock holding, call-off and distribution-list obligations supports separating production trigger from fulfillment responsibility; call-off alone does not establish transaction-level fulfillment.
    - Evidence informing forecast-year allocation inputs; displayed values and growth are calculated: The coexistence of stock holding, call-off and distribution-list obligations supports separating production trigger from fulfillment responsibility; call-off alone does not establish transaction-level fulfillment.

24. Frequently Asked Questions - IngramSpark
    - Evidence informing base-year allocation inputs; displayed values and growth are calculated: IngramSpark states that it does not provide editing, typesetting or design services. This counterexample prevents treating all platform manufacturing commissions as purchases of professional preparation services.
    - Evidence informing forecast-year allocation inputs; displayed values and growth are calculated: IngramSpark states that it does not provide editing, typesetting or design services. This counterexample prevents treating all platform manufacturing commissions as purchases of professional preparation services.
    - Evidence informing base-year allocation inputs; displayed values and growth are calculated: The provider permits nonexclusive sourcing when the customer owns its ISBN and does not offer editing, typesetting or design. These terms constrain the author service boundary, not adoption or revenue growth.
    - Evidence informing forecast-year allocation inputs; displayed values and growth are calculated: The provider permits nonexclusive sourcing when the customer owns its ISBN and does not offer editing, typesetting or design. These terms constrain the author service boundary, not adoption or revenue growth.
    - Evidence informing base-year allocation inputs; displayed values and growth are calculated: IngramSpark permits nonexclusive use of other printers, distributors and fulfillment providers when publishers own their ISBN. This establishes an alternative-sourcing option, not observed switching or a numerical channel allocation.
    - Evidence informing forecast-year allocation inputs; displayed values and growth are calculated: IngramSpark permits nonexclusive use of other printers, distributors and fulfillment providers when publishers own their ISBN. This establishes an alternative-sourcing option, not observed switching or a numerical channel allocation.
25. Packaging Printing & Production - Imago Group
    - Evidence informing base-year allocation inputs; displayed values and growth are calculated: The supplier identifies book slipcases, clamshell cases, tray-and-lid constructions and multicomponent publisher packaging. This supports the enclosure-production boundary and the limitation of a simple mailer-price proxy; it does not supply sales weights.
    - Evidence informing forecast-year allocation inputs; displayed values and growth are calculated: The supplier identifies book slipcases, clamshell cases, tray-and-lid constructions and multicomponent publisher packaging. This supports the enclosure-production boundary and the limitation of a simple mailer-price proxy; it does not supply sales weights.
26. Services - Bridgeport National Bindery
    - Evidence informing base-year allocation inputs; displayed values and growth are calculated: The short-run book-production portfolio separately lists shrink-wrapping and set packing. It establishes commercial packing activity distinct from enclosure manufacture and binding, without measuring its revenue.
    - Evidence informing forecast-year allocation inputs; displayed values and growth are calculated: The short-run book-production portfolio separately lists shrink-wrapping and set packing. It establishes commercial packing activity distinct from enclosure manufacture and binding, without measuring its revenue.
27. Terms and Conditions - CPI Print Germany
    - Evidence informing base-year allocation inputs; displayed values and growth are calculated: Published terms distinguish ex-works production prices from packaging, freight and postage and reserve specified input-cost adjustment rights. They support comparable-scope valuation but do not establish realized inflation.
    - Evidence informing forecast-year allocation inputs; displayed values and growth are calculated: Published terms distinguish ex-works production prices from packaging, freight and postage and reserve specified input-cost adjustment rights. They support comparable-scope valuation but do not establish realized inflation.
    - Evidence informing base-year allocation inputs; displayed values and growth are calculated: Separate treatment of forwarding and storage responsibilities supports the eligible production-linked service boundary; contractual rights do not prove the assumed future fee-growth rate.
    - Evidence informing forecast-year allocation inputs; displayed values and growth are calculated: Separate treatment of forwarding and storage responsibilities supports the eligible production-linked service boundary; contractual rights do not prove the assumed future fee-growth rate.

28. ONIX Codelists Issue 75 - List 150: Product Form
    - Evidence informing base-year allocation inputs; displayed values and growth are calculated: BB identifies hardback/cased books.
    - Evidence informing forecast-year allocation inputs; displayed values and growth are calculated: BB identifies hardback/cased books.
    - Evidence informing base-year allocation inputs; displayed values and growth are calculated: BC identifies paperback/softback books.
    - Evidence informing forecast-year allocation inputs; displayed values and growth are calculated: BC identifies paperback/softback books.
    - Evidence informing base-year allocation inputs; displayed values and growth are calculated: BH distinguishes board-page books from conventional books with rigid covers.
    - Evidence informing forecast-year allocation inputs; displayed values and growth are calculated: BH distinguishes board-page books from conventional books with rigid covers.
    - Evidence informing base-year allocation inputs; displayed values and growth are calculated: BE groups spiral, comb and coil forms.
    - Evidence informing forecast-year allocation inputs; displayed values and growth are calculated: BE groups spiral, comb and coil forms.
    - Evidence informing base-year allocation inputs; displayed values and growth are calculated: BD identifies loose-leaf books.
    - Evidence informing forecast-year allocation inputs; displayed values and growth are calculated: BD identifies loose-leaf books.
    - Evidence informing base-year allocation inputs; displayed values and growth are calculated: BF includes stapled short books; nonbook uses are excluded from the model.
    - Evidence informing forecast-year allocation inputs; displayed values and growth are calculated: BF includes stapled short books; nonbook uses are excluded from the model.
    - Evidence informing base-year allocation inputs; displayed values and growth are calculated: BL recognizes slide-bound books without measuring current sales.
    - Evidence informing forecast-year allocation inputs; displayed values and growth are calculated: BL recognizes slide-bound books without measuring current sales.
    - Evidence informing base-year allocation inputs; displayed values and growth are calculated: BO recognizes continuous concertina-fold books; nonbook charts are excluded.
    - Evidence informing forecast-year allocation inputs; displayed values and growth are calculated: BO recognizes continuous concertina-fold books; nonbook charts are excluded.
    - Evidence informing base-year allocation inputs; displayed values and growth are calculated: BI identifies textile-page books, not cloth-covered paper books.
    - Evidence informing forecast-year allocation inputs; displayed values and growth are calculated: BI identifies textile-page books, not cloth-covered paper books.
    - Evidence informing base-year allocation inputs; displayed values and growth are calculated: BJ identifies waterproof bath-book forms.
    - Evidence informing forecast-year allocation inputs; displayed values and growth are calculated: BJ identifies waterproof bath-book forms.
    - Evidence informing base-year allocation inputs; displayed values and growth are calculated: BP identifies foam-page and foam-cover books.
    - Evidence informing forecast-year allocation inputs; displayed values and growth are calculated: BP identifies foam-page and foam-cover books.

29. Thomson Reuters - Fourth-Quarter and Full-Year 2025 Results
    - Evidence informing base-year allocation inputs; displayed values and growth are calculated: Global Print revenue and contraction constrain professional-print scale and substitution direction; content receipts are not treated as loose-leaf service revenue.
    - Evidence informing forecast-year allocation inputs; displayed values and growth are calculated: Global Print revenue and contraction constrain professional-print scale and substitution direction; content receipts are not treated as loose-leaf service revenue.
30. Lulu - Discontinuing Saddle Stitch in Global Distribution
    - Evidence informing base-year allocation inputs; displayed values and growth are calculated: Provider-specific wholesale distribution restrictions establish a channel constraint, not a global sales weight or measured forecast decline.
    - Evidence informing forecast-year allocation inputs; displayed values and growth are calculated: Provider-specific wholesale distribution restrictions establish a channel constraint, not a global sales weight or measured forecast decline.
31. MAGACOPY Sofia - Copying and Printing Prices
    - Evidence informing base-year allocation inputs; displayed values and growth are calculated: A current EUR xx.xx binding-only charge establishes a live commercial service and a price-scope comparison; full-book USD receipts and incidence remain assumed.
    - Evidence informing forecast-year allocation inputs; displayed values and growth are calculated: A current EUR xx.xx binding-only charge establishes a live commercial service and a price-scope comparison; full-book USD receipts and incidence remain assumed.
32. Imago Group - Spotlight on Children's Books for National Young Readers Week
    - Evidence informing base-year allocation inputs; displayed values and growth are calculated: The company's children's portfolio supports board-book commercial classification, not order volumes.
    - Evidence informing forecast-year allocation inputs; displayed values and growth are calculated: The company's children's portfolio supports board-book commercial classification, not order volumes.
    - Evidence informing base-year allocation inputs; displayed values and growth are calculated: Cloth-book offerings support the textile-page category premise, not its modeled incidence.
    - Evidence informing forecast-year allocation inputs; displayed values and growth are calculated: Cloth-book offerings support the textile-page category premise, not its modeled incidence.
    - Evidence informing base-year allocation inputs; displayed values and growth are calculated: Bath-book offerings support a separate commercial category; sales and service receipts are undisclosed.
    - Evidence informing forecast-year allocation inputs; displayed values and growth are calculated: Bath-book offerings support a separate commercial category; sales and service receipts are undisclosed.
33. Pegasus - My First Book of Shapes: EVA Foam Book
    - Evidence informing base-year allocation inputs; displayed values and growth are calculated: The dated 2025 product identifies foam pages and supports commercial-status and classification checks, not global volume or supplier realization.
    - Evidence informing forecast-year allocation inputs; displayed values and growth are calculated: The dated 2025 product identifies foam pages and supports commercial-status and classification checks, not global volume or supplier realization.

34. U.S. Consumer Product Safety Commission - Children's Books
    - Evidence informing base-year allocation inputs; displayed values and growth are calculated: Product classification and intended audience affect commercial compliance accountability; no numerical surcharge is inferred.
    - Evidence informing forecast-year allocation inputs; displayed values and growth are calculated: Product classification and intended audience affect commercial compliance accountability; no numerical surcharge is inferred.
    - Evidence informing base-year allocation inputs; displayed values and growth are calculated: The exemption boundary supports separate classification rather than assumed conventional-book treatment.
    - Evidence informing forecast-year allocation inputs; displayed values and growth are calculated: The exemption boundary supports separate classification rather than assumed conventional-book treatment.
    - Evidence informing base-year allocation inputs; displayed values and growth are calculated: Compliance classification is retained as an uncertainty, not an exclusion or measured price premium.
    - Evidence informing forecast-year allocation inputs; displayed values and growth are calculated: Compliance classification is retained as an uncertainty, not an exclusion or measured price premium.
    - Evidence informing base-year allocation inputs; displayed values and growth are calculated: Specialty construction does not itself establish ordinary-book exemption eligibility or market inactivity.
    - Evidence informing forecast-year allocation inputs; displayed values and growth are calculated: Specialty construction does not itself establish ordinary-book exemption eligibility or market inactivity.
35. Puget Bindery - Services
    - Evidence informing base-year allocation inputs; displayed values and growth are calculated: The provider identifies training manuals and reference guides as mechanical-binding applications, supporting the commissioning premise without measuring sales incidence.
    - Evidence informing forecast-year allocation inputs; displayed values and growth are calculated: The provider identifies training manuals and reference guides as mechanical-binding applications, supporting the commissioning premise without measuring sales incidence.
    - Evidence informing base-year allocation inputs; displayed values and growth are calculated: Lists commercial letterpress book plates and specialty inserts, supporting a component-service model rather than attribution of the entire book price.
    - Evidence informing forecast-year allocation inputs; displayed values and growth are calculated: Lists commercial letterpress book plates and specialty inserts, supporting a component-service model rather than attribution of the entire book price.
    - Evidence informing base-year allocation inputs; displayed values and growth are calculated: The bindery identifies commercial printers, publishers and corporate print buyers as customers and excludes direct-to-consumer sales. This supports trade-purchasing attribution but supplies no sales percentage.
    - Evidence informing forecast-year allocation inputs; displayed values and growth are calculated: The bindery identifies commercial printers, publishers and corporate print buyers as customers and excludes direct-to-consumer sales. This supports trade-purchasing attribution but supplies no sales percentage.

36. ONIX Codelists Issue 75 - List 80: Product Packaging Type
    - Evidence informing base-year allocation inputs; displayed values and growth are calculated: Separates single-item and multivolume slipcases; supplies classification, not sales weights.
    - Evidence informing forecast-year allocation inputs; displayed values and growth are calculated: Separates single-item and multivolume slipcases; supplies classification, not sales weights.
    - Evidence informing base-year allocation inputs; displayed values and growth are calculated: Distinguishes lidded boxes from slipcase-style boxed sets.
    - Evidence informing forecast-year allocation inputs; displayed values and growth are calculated: Distinguishes lidded boxes from slipcase-style boxed sets.
    - Evidence informing base-year allocation inputs; displayed values and growth are calculated: Open-ended wraparound sleeves are distinct from enclosed wrapping.
    - Evidence informing forecast-year allocation inputs; displayed values and growth are calculated: Open-ended wraparound sleeves are distinct from enclosed wrapping.
    - Evidence informing base-year allocation inputs; displayed values and growth are calculated: Recognizes envelope-like slip-sleeves and wallets or folders.
    - Evidence informing forecast-year allocation inputs; displayed values and growth are calculated: Recognizes envelope-like slip-sleeves and wallets or folders.
    - Evidence informing base-year allocation inputs; displayed values and growth are calculated: Recognizes pouch and bag packaging independently.
    - Evidence informing forecast-year allocation inputs; displayed values and growth are calculated: Recognizes pouch and bag packaging independently.
    - Evidence informing base-year allocation inputs; displayed values and growth are calculated: Separately recognizes shrink-wrapped products and bundles.
    - Evidence informing forecast-year allocation inputs; displayed values and growth are calculated: Separately recognizes shrink-wrapped products and bundles.
    - Evidence informing base-year allocation inputs; displayed values and growth are calculated: Defines formed-plastic clamshells and card-backed blister packaging as distinct constructions.
    - Evidence informing forecast-year allocation inputs; displayed values and growth are calculated: Defines formed-plastic clamshells and card-backed blister packaging as distinct constructions.
    - Evidence informing base-year allocation inputs; displayed values and growth are calculated: Explicitly recognizes book browse-prevention closures.
    - Evidence informing forecast-year allocation inputs; displayed values and growth are calculated: Explicitly recognizes book browse-prevention closures.

37. U.S. Government Publishing Office - Program 827-S: Federal Aviation Administration Books, Contract Pricing and Specifications

- Evidence informing base-year allocation inputs; displayed values and growth are calculated: Historical evaluation quantities provide a container-heavy institutional purchasing counterexample, not global shipment shares.
- Evidence informing forecast-year allocation inputs; displayed values and growth are calculated: Historical evaluation quantities provide a container-heavy institutional purchasing counterexample, not global shipment shares.
- Evidence informing base-year allocation inputs; displayed values and growth are calculated: Separately identifies kraft-envelope packing within the book procurement.
- Evidence informing forecast-year allocation inputs; displayed values and growth are calculated: Separately identifies kraft-envelope packing within the book procurement.
- Evidence informing base-year allocation inputs; displayed values and growth are calculated: Identifies cushioned shipping bags as an eligible book-order enclosure.
- Evidence informing forecast-year allocation inputs; displayed values and growth are calculated: Identifies cushioned shipping bags as an eligible book-order enclosure.
- Evidence informing base-year allocation inputs; displayed values and growth are calculated: Includes wrapped shipping bundles as an alternative purchasing configuration.
- Evidence informing forecast-year allocation inputs; displayed values and growth are calculated: Includes wrapped shipping bundles as an alternative purchasing configuration.
- Evidence informing base-year allocation inputs; displayed values and growth are calculated: Requires packing and filler separately from the external enclosure.
- Evidence informing forecast-year allocation inputs; displayed values and growth are calculated: Requires packing and filler separately from the external enclosure.
- Evidence informing base-year allocation inputs; displayed values and growth are calculated: Identifies closure tape and securing straps independently of container construction.
- Evidence informing forecast-year allocation inputs; displayed values and growth are calculated: Identifies closure tape and securing straps independently of container construction.

38. U.S. Government Publishing Office - Print Order Form 2511 Instructions

- Evidence informing base-year allocation inputs; displayed values and growth are calculated: Specifies paper-banded sets separately from shrink-wrapped sets.
- Evidence informing forecast-year allocation inputs; displayed values and growth are calculated: Specifies paper-banded sets separately from shrink-wrapped sets.
- Evidence informing base-year allocation inputs; displayed values and growth are calculated: Describes shrink-wrapped units nested within cartons, supporting component attribution.
- Evidence informing forecast-year allocation inputs; displayed values and growth are calculated: Describes shrink-wrapped units nested within cartons, supporting component attribution.
- Evidence informing base-year allocation inputs; displayed values and growth are calculated: Distinguishes internal packaging, container quantities and pallet requirements.
- Evidence informing forecast-year allocation inputs; displayed values and growth are calculated: Distinguishes internal packaging, container quantities and pallet requirements.
- Evidence informing base-year allocation inputs; displayed values and growth are calculated: The instructions distinguish nominated delivery addresses and warehouse receiving arrangements, supporting the receiving-point attribution premise, not an observed consolidated market share.
- Evidence informing forecast-year allocation inputs; displayed values and growth are calculated: The instructions distinguish nominated delivery addresses and warehouse receiving arrangements, supporting the receiving-point attribution premise, not an observed consolidated market share.
- Evidence informing base-year allocation inputs; displayed values and growth are calculated: Supplemental distribution lists accommodate multiple destinations, supporting the distinction between preallocated destination delivery and a single receiving-point handoff.
- Evidence informing forecast-year allocation inputs; displayed values and growth are calculated: Supplemental distribution lists accommodate multiple destinations, supporting the distinction between preallocated destination delivery and a single receiving-point handoff.
- Evidence informing base-year allocation inputs; displayed values and growth are calculated: GPO specifies black interior inks separately from cover inks, supporting the monochrome classification and underlying-book attribution premise, not its modeled sales weight. ([gpo.gov](https://www.gpo.gov/docs/default-source/forms-standards-pdf-files/2511_instructions.pdf))
- Evidence informing forecast-year allocation inputs; displayed values and growth are calculated: GPO specifies black interior inks separately from cover inks, supporting the monochrome classification and underlying-book attribution premise, not its modeled sales weight. ([gpo.gov](https://www.gpo.gov/docs/default-source/forms-standards-pdf-files/2511_instructions.pdf))
- Evidence informing base-year allocation inputs; displayed values and growth are calculated: Designated Pantone specifications are recognized for interior inks, supporting a separate spot-color commercial category without measuring its share. ([gpo.gov](https://www.gpo.gov/docs/default-source/forms-standards-pdf-files/2511_instructions.pdf))
- Evidence informing forecast-year allocation inputs; displayed values and growth are calculated: Designated Pantone specifications are recognized for interior inks, supporting a separate spot-color commercial category without measuring its share. ([gpo.gov](https://www.gpo.gov/docs/default-source/forms-standards-pdf-files/2511_instructions.pdf))
- Evidence informing base-year allocation inputs; displayed values and growth are calculated: Four-color process is identified as full color for interior pages; cover color is separately specified. This supports classification at both modeled anchors. ([gpo.gov](https://www.gpo.gov/docs/default-source/forms-standards-pdf-files/2511_instructions.pdf))
- Evidence informing forecast-year allocation inputs; displayed values and growth are calculated: Four-color process is identified as full color for interior pages; cover color is separately specified. This supports classification at both modeled anchors. ([gpo.gov](https://www.gpo.gov/docs/default-source/forms-standards-pdf-files/2511_instructions.pdf))

39. GPOExpress Program Pricing Guide - November 2024
    - Evidence informing base-year allocation inputs; displayed values and growth are calculated: USD xx.xx hand folding provides a handling-cost comparison; the complete band realization remains modeled.
    - Evidence informing forecast-year allocation inputs; displayed values and growth are calculated: USD xx.xx hand folding provides a handling-cost comparison; the complete band realization remains modeled.
    - Evidence informing base-year allocation inputs; displayed values and growth are calculated: USD xx.xx per shrink wrap anchors a small-run comparison, not the assumed global realization.
    - Evidence informing forecast-year allocation inputs; displayed values and growth are calculated: USD xx.xx per shrink wrap anchors a small-run comparison, not the assumed global realization.
    - Evidence informing base-year allocation inputs; displayed values and growth are calculated: USD xx.xx auxiliary insertion supplies a handling-price comparison, not protective-material sales.
    - Evidence informing forecast-year allocation inputs; displayed values and growth are calculated: USD xx.xx auxiliary insertion supplies a handling-price comparison, not protective-material sales.
40. Hardcover Book Protection: Dust Jackets or Slipcases?
    - Evidence informing base-year allocation inputs; displayed values and growth are calculated: Own-product EXW slipcase prices of USD xx.xx, USD xx.xx and USD xx.xx at xx.xx xx.xx and xx.xx units constrain relative realizations.
    - Evidence informing forecast-year allocation inputs; displayed values and growth are calculated: Own-product EXW slipcase prices of USD xx.xx, USD xx.xx and USD xx.xx at xx.xx xx.xx and xx.xx units constrain relative realizations.
41. Book Printing Cost in China: How Printing Prices Are Calculated
    - Evidence informing base-year allocation inputs; displayed values and growth are calculated: Approximately USD xx.xx per export carton including basic packing materials constrains the bulk-package budget; the container allocation is modeled.
    - Evidence informing forecast-year allocation inputs; displayed values and growth are calculated: Approximately USD xx.xx per export carton including basic packing materials constrains the bulk-package budget; the container allocation is modeled.
    - Evidence informing base-year allocation inputs; displayed values and growth are calculated: The inclusive carton quotation constrains combined spending; its cushioning split is assumed.
    - Evidence informing forecast-year allocation inputs; displayed values and growth are calculated: The inclusive carton quotation constrains combined spending; its cushioning split is assumed.
    - Evidence informing base-year allocation inputs; displayed values and growth are calculated: The inclusive carton quotation constrains combined spending; its closure split is assumed.
    - Evidence informing forecast-year allocation inputs; displayed values and growth are calculated: The inclusive carton quotation constrains combined spending; its closure split is assumed.
42. Make Believe Ideas - Independent Retail Catalog 2025
    - Evidence informing base-year allocation inputs; displayed values and growth are calculated: The 2025 catalog identifies activity books with cover-mounted blisters, establishing book-specific participation but not packaging revenue or volume.
    - Evidence informing forecast-year allocation inputs; displayed values and growth are calculated: The 2025 catalog identifies activity books with cover-mounted blisters, establishing book-specific participation but not packaging revenue or volume.
43. Bookmobile - Request Book Printing Quotes the Right Way to Save Money
    - Evidence informing base-year allocation inputs; displayed values and growth are calculated: The printer's bookstore-oriented purchasing guidance cautions against universal shrink-wrap attachment.
    - Evidence informing forecast-year allocation inputs; displayed values and growth are calculated: The printer's bookstore-oriented purchasing guidance cautions against universal shrink-wrap attachment.

44. Digital Book Printing - Bookmobile
    - Evidence informing base-year allocation inputs; displayed values and growth are calculated: The current book-production portfolio separately offers poly bags, supporting commercial category participation rather than a sales weight.
    - Evidence informing forecast-year allocation inputs; displayed values and growth are calculated: The current book-production portfolio separately offers poly bags, supporting commercial category participation rather than a sales weight.
    - Evidence informing base-year allocation inputs; displayed values and growth are calculated: The current portfolio offers shrink-wrap independently of other finishing options.
    - Evidence informing forecast-year allocation inputs; displayed values and growth are calculated: The current portfolio offers shrink-wrap independently of other finishing options.
45. Sell Books on Shopify - Lulu
    - Evidence informing forecast-year allocation inputs; displayed values and growth are calculated: The offered storefront-to-print-and-ship route supports an accessible production-linked parcel channel, not assumed demand.
    - Evidence informing forecast-year allocation inputs; displayed values and growth are calculated: Direct fulfillment availability supports the parcel-use scenario without establishing envelope mix.
    - Evidence informing forecast-year allocation inputs; displayed values and growth are calculated: Direct fulfillment availability supports the parcel-use scenario without establishing bag mix.
46. European Commission - New EU Rules on Packaging Enter into Application
    - Evidence informing forecast-year allocation inputs; displayed values and growth are calculated: Regional packaging minimization supports a directional right-sizing premise, not a measured global box-price effect.
    - Evidence informing forecast-year allocation inputs; displayed values and growth are calculated: Waste-reduction requirements inform the bounded substitution scenario; they do not quantify band adoption.
    - Evidence informing forecast-year allocation inputs; displayed values and growth are calculated: Regional circularity requirements inform lower lightweight-bag exposure without implying a global book-bag ban.
    - Evidence informing forecast-year allocation inputs; displayed values and growth are calculated: Material substitution remains partly internal to the combined film-and-paper category.
    - Evidence informing forecast-year allocation inputs; displayed values and growth are calculated: Regional recyclability pressure informs the niche substitution scenario, not an observed blister-sales decline.
    - Evidence informing forecast-year allocation inputs; displayed values and growth are calculated: Empty-space reduction provides a directional premise for lower cushioning allowance per individual box.
47. Digital Printing - U.S. Government Publishing Office
    - Evidence informing base-year allocation inputs; displayed values and growth are calculated: Procurement examples allow offset or digital alternatives while restricting some digital variants, supporting an acceptance- and run-mix model rather than a universal quality ranking. This is a modeling premise, not an observed process share.
    - Evidence informing forecast-year allocation inputs; displayed values and growth are calculated: Procurement examples allow offset or digital alternatives while restricting some digital variants, supporting an acceptance- and run-mix model rather than a universal quality ranking. This is a modeling premise, not an observed process share.
    - Evidence informing base-year allocation inputs; displayed values and growth are calculated: The purchasing guidance supports conditional digital substitution, not unrestricted interchangeability or an observed forecast allocation.
    - Evidence informing forecast-year allocation inputs; displayed values and growth are calculated: The purchasing guidance supports conditional digital substitution, not unrestricted interchangeability or an observed forecast allocation.

48. Clays demonstrate dedication to digital investment
    - Evidence informing base-year allocation inputs; displayed values and growth are calculated: Reports xx.xx books annually and xx.xx books of digital capacity in an older investment statement; this constrains scale but is not a 2025 realized output mix.
    - Evidence informing forecast-year allocation inputs; displayed values and growth are calculated: Reports xx.xx books annually and xx.xx books of digital capacity in an older investment statement; this constrains scale but is not a 2025 realized output mix.
    - Evidence informing base-year allocation inputs; displayed values and growth are calculated: The company's inkjet investment supports an existing book-production application and a conditional adoption premise, not a quantified global forecast.
    - Evidence informing forecast-year allocation inputs; displayed values and growth are calculated: The company's inkjet investment supports an existing book-production application and a conditional adoption premise, not a quantified global forecast.
    - Evidence informing base-year allocation inputs; displayed values and growth are calculated: The capacity/output comparison is a limited commercial check on continued conventional book production, not a direct offset revenue observation.
    - Evidence informing forecast-year allocation inputs; displayed values and growth are calculated: The capacity/output comparison is a limited commercial check on continued conventional book production, not a direct offset revenue observation.
49. ISO/TC 130 - Guidelines for Using Print Production Standards, Version 1.0, 2019
    - Evidence informing base-year allocation inputs; displayed values and growth are calculated: Distinguishes packaging use cases and printing processes, supporting allocation of gravure to book-associated components rather than the full value of a book.
    - Evidence informing forecast-year allocation inputs; displayed values and growth are calculated: Distinguishes packaging use cases and printing processes, supporting allocation of gravure to book-associated components rather than the full value of a book.
    - Evidence informing base-year allocation inputs; displayed values and growth are calculated: Identifies flexographic packaging applications; the book-specific spending budget and process coefficients remain modeled.
    - Evidence informing forecast-year allocation inputs; displayed values and growth are calculated: Identifies flexographic packaging applications; the book-specific spending budget and process coefficients remain modeled.
50. Premium Layflat Photo Books - PhotobookShop
    - Evidence informing base-year allocation inputs; displayed values and growth are calculated: Offers bound silver-halide photographic books and distinguishes them from digitally printed alternatives, supporting the model's separate photographic category rather than an observed sales weight.
    - Evidence informing forecast-year allocation inputs; displayed values and growth are calculated: Offers bound silver-halide photographic books and distinguishes them from digitally printed alternatives, supporting the model's separate photographic category rather than an observed sales weight.
51. The Cormac McCarthy Collection - The Folio Society
    - Evidence informing base-year allocation inputs; displayed values and growth are calculated: Documents screen-printed cloth covers on physical book editions, supporting component-level commercial attribution. It does not measure supplier component receipts or global uptake.
    - Evidence informing forecast-year allocation inputs; displayed values and growth are calculated: Documents screen-printed cloth covers on physical book editions, supporting component-level commercial attribution. It does not measure supplier component receipts or global uptake.

52. Risograph Digital Duplicator Order Form, 2026 - Minneapolis College of Art and Design
    - Evidence informing base-year allocation inputs; displayed values and growth are calculated: The 2026 institutional form recognizes Risograph book/booklet orders but excludes assembly. It supports a limited application boundary, not 2025 external commercial volume; internal institutional charges are excluded from the numerator.
    - Evidence informing forecast-year allocation inputs; displayed values and growth are calculated: The 2026 institutional form recognizes Risograph book/booklet orders but excludes assembly. It supports a limited application boundary, not 2025 external commercial volume; internal institutional charges are excluded from the numerator.
53. American Printing House - 2024 Annual Report
    - Evidence informing base-year allocation inputs; displayed values and growth are calculated: Fiscal 2024 product sales were USD xx.xx; braille publications represented xx.xx% of product sales; xx.xx braille volumes were produced. These inputs constrain an adjusted production-realization proxy, not a global market share.
    - Evidence informing base-year allocation inputs; displayed values and growth are calculated: The decline from xx.xx braille volumes in 2022 qualifies a uniform physical-demand growth assumption and informs the slower relative forecast activity weight.
    - Evidence informing forecast-year allocation inputs; displayed values and growth are calculated: Fiscal 2024 product sales were USD xx.xx; braille publications represented xx.xx% of product sales; xx.xx braille volumes were produced. These inputs constrain an adjusted production-realization proxy, not a global market share.
    - Evidence informing forecast-year allocation inputs; displayed values and growth are calculated: The decline from xx.xx braille volumes in 2022 qualifies a uniform physical-demand growth assumption and informs the slower relative forecast activity weight.
54. Kodak Moments Kiosk - Kodak Alaris
    - Evidence informing base-year allocation inputs; displayed values and growth are calculated: Advertises book-capable retail kiosk equipment and a photographic-printing portfolio. Used only as a commercial-route premise for the thermal working estimate, not as evidence of thermal book-service sales, utilization or the final share.
    - Evidence informing forecast-year allocation inputs; displayed values and growth are calculated: Advertises book-capable retail kiosk equipment and a photographic-printing portfolio. Used only as a commercial-route premise for the thermal working estimate, not as evidence of thermal book-service sales, utilization or the final share.
55. 二〇二一年全国新闻出版业基本情况
    - Evidence informing base-year allocation inputs; displayed values and growth are calculated: Official 2021 aggregate textbook output distinguishes school, tertiary and vocational/adult activity; historical volumes require value and global-scope adjustments.
    - Evidence informing forecast-year allocation inputs; displayed values and growth are calculated: Official 2021 aggregate textbook output distinguishes school, tertiary and vocational/adult activity; historical volumes require value and global-scope adjustments.
    - Evidence informing base-year allocation inputs; displayed values and growth are calculated: Secondary, primary and teaching-book aggregate sheet counts form the school activity weight.
    - Evidence informing forecast-year allocation inputs; displayed values and growth are calculated: Secondary, primary and teaching-book aggregate sheet counts form the school activity weight.
    - Evidence informing base-year allocation inputs; displayed values and growth are calculated: Tertiary textbook aggregate output supplies the higher-education activity input before an assumed relative-service-value adjustment.
    - Evidence informing forecast-year allocation inputs; displayed values and growth are calculated: Tertiary textbook aggregate output supplies the higher-education activity input before an assumed relative-service-value adjustment.
    - Evidence informing base-year allocation inputs; displayed values and growth are calculated: Vocational, adult and literacy textbook output supplies the corresponding historical activity input.
    - Evidence informing forecast-year allocation inputs; displayed values and growth are calculated: Vocational, adult and literacy textbook output supplies the corresponding historical activity input.

56. Music, printed or in manuscript imports by country, 2024 - World Integrated Trade Solution
    - Evidence informing base-year allocation inputs; displayed values and growth are calculated: Official HS xx.xx import observations constrain the music-publication value bridge; domestic supply, physical-book eligibility and the printing-service fraction remain modeled.
    - Evidence informing forecast-year allocation inputs; displayed values and growth are calculated: Official HS xx.xx import observations constrain the music-publication value bridge; domestic supply, physical-book eligibility and the printing-service fraction remain modeled.
57. Bloomsbury Publishing - 2024/25 Results Presentation
    - Evidence informing base-year allocation inputs; displayed values and growth are calculated: Separate Academic & Professional print, digital and rights/service receipts demonstrate the required physical-revenue boundary; company mix is not treated as global market share.
    - Evidence informing forecast-year allocation inputs; displayed values and growth are calculated: Separate Academic & Professional print, digital and rights/service receipts demonstrate the required physical-revenue boundary; company mix is not treated as global market share.
    - Evidence informing base-year allocation inputs; displayed values and growth are calculated: Observed physical academic publishing activity supports commercial applicability but does not verify the assumed global research/reference ratio.
    - Evidence informing forecast-year allocation inputs; displayed values and growth are calculated: Observed physical academic publishing activity supports commercial applicability but does not verify the assumed global research/reference ratio.
58. HDSB - RFSQ 26-013: Yearbook Software and Printing Services
    - Evidence informing base-year allocation inputs; displayed values and growth are calculated: The qualification notice establishes a commissioned yearbook scope including printing, binding and school delivery; it supplies no awarded value and is not used as a sales weight.
    - Evidence informing forecast-year allocation inputs; displayed values and growth are calculated: The qualification notice establishes a commissioned yearbook scope including printing, binding and school delivery; it supplies no awarded value and is not used as a sales weight.
    - Evidence informing base-year allocation inputs; displayed values and growth are calculated: The yearbook qualification notice restricts supply to prequalified vendors while permitting school bulk orders and individual ordering. It supports separating commissioning authority from ultimate payment, but discloses no fulfilled-order value.
    - Evidence informing forecast-year allocation inputs; displayed values and growth are calculated: The yearbook qualification notice restricts supply to prequalified vendors while permitting school bulk orders and individual ordering. It supports separating commissioning authority from ultimate payment, but discloses no fulfilled-order value.
    - Evidence informing base-year allocation inputs; displayed values and growth are calculated: The individual-ordering option establishes an attribution uncertainty relevant to the modeled household portion; it does not establish the assumed xx.xx% proportion.
    - Evidence informing forecast-year allocation inputs; displayed values and growth are calculated: The individual-ordering option establishes an attribution uncertainty relevant to the modeled household portion; it does not establish the assumed xx.xx% proportion.

59. U.S. Census Bureau - 2022 Economic Census, Books Printing Questionnaire MC-32312
    - Evidence informing base-year allocation inputs; displayed values and growth are calculated: The official printing questionnaire supports the distinction between textbook and general-book production; recognition is not treated as a revenue weight.
    - Evidence informing forecast-year allocation inputs; displayed values and growth are calculated: The official printing questionnaire supports the distinction between textbook and general-book production; recognition is not treated as a revenue weight.
    - Evidence informing base-year allocation inputs; displayed values and growth are calculated: Recognized coloring-book output supports treating recreational activity commissions separately from institutional textbooks according to purpose.
    - Evidence informing forecast-year allocation inputs; displayed values and growth are calculated: Recognized coloring-book output supports treating recreational activity commissions separately from institutional textbooks according to purpose.
60. Press Information Bureau - Department of School Education & Literacy, Year End Review 2024
    - Evidence informing base-year allocation inputs; displayed values and growth are calculated: The government review describes substantial NCERT physical-textbook activity, independently qualifying the physical-availability premise without establishing attributable supplier revenue.
    - Evidence informing forecast-year allocation inputs; displayed values and growth are calculated: The government review describes substantial NCERT physical-textbook activity, independently qualifying the physical-availability premise without establishing attributable supplier revenue.
61. 2022 North American Industry Classification System - United States
    - Evidence informing base-year allocation inputs; displayed values and growth are calculated: Dedicated book-publishing activity is separated from institutional primary activities and printing without publishing, constraining the Publishing Organizations numerator.
    - Evidence informing forecast-year allocation inputs; displayed values and growth are calculated: Dedicated book-publishing activity is separated from institutional primary activities and printing without publishing, constraining the Publishing Organizations numerator.
62. U.S. Census Bureau - Books Printing: 2002
    - Evidence informing base-year allocation inputs; displayed values and growth are calculated: Table xx.xx reports 2002 U.S. books-printing contract-work costs of USD xx.xx and shipments of USD xx.xx. Their ratio supplies a dated manufacturing-subcontract proxy, held constant within the forecast component.
    - Evidence informing forecast-year allocation inputs; displayed values and growth are calculated: Table xx.xx reports 2002 U.S. books-printing contract-work costs of USD xx.xx and shipments of USD xx.xx. Their ratio supplies a dated manufacturing-subcontract proxy, held constant within the forecast component.
    - Evidence informing base-year allocation inputs; displayed values and growth are calculated: The historical subcontract-cost input constrains the modeled transfer from publisher-origin commissioning to performing suppliers, without adding another gross contract value.
    - Evidence informing forecast-year allocation inputs; displayed values and growth are calculated: The historical subcontract-cost input constrains the modeled transfer from publisher-origin commissioning to performing suppliers, without adding another gross contract value.
63. Samfine Creation Holdings Group Limited - Form 20-F for the year ended December 31, 2025
    - Evidence informing base-year allocation inputs; displayed values and growth are calculated: The company reports USD xx.xx of 2025 book-product revenue and principally serves book traders that secure printing contracts and outsource production. This is a supplier-specific quantitative role check, not a Global allocation weight.
    - Evidence informing forecast-year allocation inputs; displayed values and growth are calculated: The company reports USD xx.xx of 2025 book-product revenue and principally serves book traders that secure printing contracts and outsource production. This is a supplier-specific quantitative role check, not a Global allocation weight.

64. Ministry of Education - NCERT and Amazon Letter of Engagement, October 7, 2024
    - Evidence informing base-year allocation inputs; displayed values and growth are calculated: The October xx.xx 2024 announcement targeted xx.xx NCERT books for academic 2025-xx.xx. This is a planned institutional activity anchor; realization, eligible receipts and subsequent growth are modeled separately.
    - Evidence informing forecast-year allocation inputs; displayed values and growth are calculated: The October xx.xx 2024 announcement targeted xx.xx NCERT books for academic 2025-xx.xx. This is a planned institutional activity anchor; realization, eligible receipts and subsequent growth are modeled separately.
65. Bangladesh e-GP - NCTB/TEXTBOOK/2025, Package GD.102_SEC_8.031
    - Evidence informing base-year allocation inputs; displayed values and growth are calculated: The government-funded procurement plan specifies xx.xx academic-2025 textbook copies and an estimated BDT xx.xx for printing, binding and supply. It constrains commercial order scale and local unit-budget plausibility, not realized annual revenue.
    - Evidence informing forecast-year allocation inputs; displayed values and growth are calculated: The government-funded procurement plan specifies xx.xx academic-2025 textbook copies and an estimated BDT xx.xx for printing, binding and supply. It constrains commercial order scale and local unit-budget plausibility, not realized annual revenue.
66. Students suffer as NCTB fails to deliver books - The Daily Star, January 17, 2025
    - Evidence informing base-year allocation inputs; displayed values and growth are calculated: The January xx.xx 2025 report corroborates the dated approximately xx.xx-copy textbook target and early-year delivery disruption. Target realization and supplier receipts remain modeled.
67. Secondary-level students: A new year without full set of books for many - The Daily Star, December 28, 2025
    - Evidence informing forecast-year allocation inputs; displayed values and growth are calculated: The December xx.xx 2025 report corroborates the approximately xx.xx-copy academic-2026 target and continued delivery slippage. It informs a normalization assumption, not an observed 2032 share.
68. Business Books - Print Professional, Custom Corporate Books | Blurb
    - Evidence informing base-year allocation inputs; displayed values and growth are calculated: The business-book offering includes organizational presentation and corporate-gift applications. It establishes an in-scope commissioning proposition, not the modeled global copy quantity or spending.
    - Evidence informing forecast-year allocation inputs; displayed values and growth are calculated: The business-book offering includes organizational presentation and corporate-gift applications. It establishes an in-scope commissioning proposition, not the modeled global copy quantity or spending.
69. How to Use Lulu to Support Your Nonprofit | Lulu
    - Evidence informing base-year allocation inputs; displayed values and growth are calculated: The platform permits an organization or charity to receive creator proceeds. This supports excluding beneficiary-only arrangements from nonprofit commissioning; it does not measure nonprofit printing purchases.
    - Evidence informing forecast-year allocation inputs; displayed values and growth are calculated: The platform permits an organization or charity to receive creator proceeds. This supports excluding beneficiary-only arrangements from nonprofit commissioning; it does not measure nonprofit printing purchases.

70. News Corp - Form 10-K for the fiscal year ended June 30, 2025
    - Evidence informing base-year allocation inputs; displayed values and growth are calculated: Fiscal 2025 consumer backlist revenue of xx.xx% and digital revenue of xx.xx% anchor the assumed physical-backlist bridge and its forecast starting model.
    - Evidence informing forecast-year allocation inputs; displayed values and growth are calculated: Fiscal 2025 consumer backlist revenue of xx.xx% and digital revenue of xx.xx% anchor the assumed physical-backlist bridge and its forecast starting model.
    - Evidence informing base-year allocation inputs; displayed values and growth are calculated: The disclosed backlist mix constrains recurring-title demand; its division into replenishment and POD remains modeled.
    - Evidence informing forecast-year allocation inputs; displayed values and growth are calculated: The disclosed backlist mix constrains recurring-title demand; its division into replenishment and POD remains modeled.
    - Evidence informing base-year allocation inputs; displayed values and growth are calculated: The complementary frontlist population supports the launch-stock cohort after physical-format adjustments.
    - Evidence informing forecast-year allocation inputs; displayed values and growth are calculated: The complementary frontlist population supports the launch-stock cohort after physical-format adjustments.
71. News Corp - Form 10-K for the fiscal year ended June 30, 2026
    - Evidence informing forecast-year allocation inputs; displayed values and growth are calculated: Fiscal 2026 backlist revenue of xx.xx% and digital revenue of xx.xx% lower the forecast physical-backlist proxy instead of assuming continued backlist expansion.
    - Evidence informing forecast-year allocation inputs; displayed values and growth are calculated: The updated catalog mix changes the forecast population available for repeat inventory releases.
    - Evidence informing forecast-year allocation inputs; displayed values and growth are calculated: The updated frontlist/backlist bridge changes the forecast planned-production weight; no 2032 share is disclosed.
72. How Do Lulu Direct Orders Work?
    - Evidence informing base-year allocation inputs; displayed values and growth are calculated: Lulu describes printing after customer purchase and distinguishes production from subsequent shipment, supporting recipient-order attribution rather than technology-based classification.
    - Evidence informing forecast-year allocation inputs; displayed values and growth are calculated: Lulu describes printing after customer purchase and distinguishes production from subsequent shipment, supporting recipient-order attribution rather than technology-based classification.
    - Evidence informing base-year allocation inputs; displayed values and growth are calculated: No minimum order and one-copy ordering establish commercial feasibility, not the number or value of single-copy releases.
    - Evidence informing forecast-year allocation inputs; displayed values and growth are calculated: No minimum order and one-copy ordering establish commercial feasibility, not the number or value of single-copy releases.
    - Evidence informing base-year allocation inputs; displayed values and growth are calculated: One POD offering accepts hundreds of copies, independently challenging a POD-equals-single-copy allocation.
    - Evidence informing forecast-year allocation inputs; displayed values and growth are calculated: One POD offering accepts hundreds of copies, independently challenging a POD-equals-single-copy allocation.
    - Evidence informing base-year allocation inputs; displayed values and growth are calculated: Orders can extend into thousands within the same offering; the production trigger therefore does not uniquely identify the working run band.
    - Evidence informing forecast-year allocation inputs; displayed values and growth are calculated: Orders can extend into thousands within the same offering; the production trigger therefore does not uniquely identify the working run band.

73. Supply Chain - Clays
    - Evidence informing base-year allocation inputs; displayed values and growth are calculated: Clays describes differentiated backlist arrangements and stock visibility, supporting a separate inventory-replenishment cohort without establishing its numerical prevalence.
    - Evidence informing forecast-year allocation inputs; displayed values and growth are calculated: Clays describes differentiated backlist arrangements and stock visibility, supporting a separate inventory-replenishment cohort without establishing its numerical prevalence.
    - Evidence informing base-year allocation inputs; displayed values and growth are calculated: New-title consolidation and predictable annual backlist demand support retaining planned inventory commitments; short-run printing is explicitly not necessarily POD.
    - Evidence informing forecast-year allocation inputs; displayed values and growth are calculated: New-title consolidation and predictable annual backlist demand support retaining planned inventory commitments; short-run printing is explicitly not necessarily POD.
    - Evidence informing base-year allocation inputs; displayed values and growth are calculated: Clays explicitly distinguishes short-run work from POD, supporting category separation rather than a technological proxy for value share.
    - Evidence informing forecast-year allocation inputs; displayed values and growth are calculated: Clays explicitly distinguishes short-run work from POD, supporting category separation rather than a technological proxy for value share.
74. Smart Backlist Management: When to Hold and When to Print-on-Demand
    - Evidence informing base-year allocation inputs; displayed values and growth are calculated: Sheridan describes low-volume titles moving to POD while other titles retain inventory, supporting differentiated release-policy assumptions rather than a uniform backlist-to-POD conversion.
    - Evidence informing forecast-year allocation inputs; displayed values and growth are calculated: Sheridan describes low-volume titles moving to POD while other titles retain inventory, supporting differentiated release-policy assumptions rather than a uniform backlist-to-POD conversion.
    - Evidence informing base-year allocation inputs; displayed values and growth are calculated: A disclosed customer example uses a stock threshold to trigger a 2,000-copy replenishment order. It establishes the commercial mechanism, not a market-wide share.
    - Evidence informing forecast-year allocation inputs; displayed values and growth are calculated: A disclosed customer example uses a stock threshold to trigger a 2,000-copy replenishment order. It establishes the commercial mechanism, not a market-wide share.

75. Shortage of NCERT textbooks - Rajya Sabha Unstarred Question No. 1941, December 17, 2025
    - Evidence informing base-year allocation inputs; displayed values and growth are calculated: Advance enrollment-based forecasting, academic-session readiness and a fiscal 2025-xx.xx plan for approximately xx.xx textbooks support a substantial calendar-driven stock cohort. The target is not realized production.
    - Evidence informing forecast-year allocation inputs; displayed values and growth are calculated: Advance enrollment-based forecasting, academic-session readiness and a fiscal 2025-xx.xx plan for approximately xx.xx textbooks support a substantial calendar-driven stock cohort. The target is not realized production.
    - Evidence informing base-year allocation inputs; displayed values and growth are calculated: Phased supply and inventory monitoring support distinguishing ongoing availability obligations from individual-recipient POD, without quantifying replenishment's global prevalence.
    - Evidence informing forecast-year allocation inputs; displayed values and growth are calculated: Phased supply and inventory monitoring support distinguishing ongoing availability obligations from individual-recipient POD, without quantifying replenishment's global prevalence.
    - Evidence informing base-year allocation inputs; displayed values and growth are calculated: The official answer distinguishes printer empanelment from approximately xx.xx distribution vendors and describes planned fiscal 2025-xx.xx printing of approximately xx.xx textbooks. It supports commissioning-versus-distribution separation, not a realized monetary channel split.
    - Evidence informing forecast-year allocation inputs; displayed values and growth are calculated: The official answer distinguishes printer empanelment from approximately xx.xx distribution vendors and describes planned fiscal 2025-xx.xx printing of approximately xx.xx textbooks. It supports commissioning-versus-distribution separation, not a realized monetary channel split.
    - Evidence informing base-year allocation inputs; displayed values and growth are calculated: Phased textbook supply supports treating annual institutional quantities separately from production batches; it does not disclose the medium-run allocation.
    - Evidence informing forecast-year allocation inputs; displayed values and growth are calculated: Phased textbook supply supports treating annual institutional quantities separately from production batches; it does not disclose the medium-run allocation.
    - Evidence informing base-year allocation inputs; displayed values and growth are calculated: The December xx.xx 2025 answer identifies a xx.xx-million-copy FY2025-xx.xx printing decision versus approximately xx.xx in recent years, a counterforce to assuming rapid long-run disappearance. Planned copies are not realized service revenue.
    - Evidence informing forecast-year allocation inputs; displayed values and growth are calculated: The December xx.xx 2025 answer identifies a xx.xx-million-copy FY2025-xx.xx printing decision versus approximately xx.xx in recent years, a counterforce to assuming rapid long-run disappearance. Planned copies are not realized service revenue.
76. Fulfillment Fee - Lulu Direct
    - Evidence informing base-year allocation inputs; displayed values and growth are calculated: The September 2026 schedule lists USD xx.xx per order regardless of item count, supporting an order-frequency effect on associated-service value. It does not verify the assumed historical or forecast multiplier.
    - Evidence informing forecast-year allocation inputs; displayed values and growth are calculated: The September 2026 schedule lists USD xx.xx per order regardless of item count, supporting an order-frequency effect on associated-service value. It does not verify the assumed historical or forecast multiplier.

77. InnerWorkings, Inc. - Form 10-K for the year ended December 31, 2019
    - Evidence informing base-year allocation inputs; displayed values and growth are calculated: The 2019 filing reports USD xx.xx gross profit on USD xx.xx revenue and describes purchased-product and direct-service costs. Historical reported margins constrain the modeled xx.xx% retained-fee ratio; they do not directly measure book-channel share.
    - Evidence informing forecast-year allocation inputs; displayed values and growth are calculated: The 2019 filing reports USD xx.xx gross profit on USD xx.xx revenue and describes purchased-product and direct-service costs. Historical reported margins constrain the modeled xx.xx% retained-fee ratio; they do not directly measure book-channel share.
    - Evidence informing base-year allocation inputs; displayed values and growth are calculated: The procurement-service margin comparison supports the fee-to-managed-spending bridge underlying the direct-channel complement. Carrying the normalized ratio into 2032 is explicitly a forecast assumption.
    - Evidence informing forecast-year allocation inputs; displayed values and growth are calculated: The procurement-service margin comparison supports the fee-to-managed-spending bridge underlying the direct-channel complement. Carrying the normalized ratio into 2032 is explicitly a forecast assumption.
78. Simplified Purchase Agreement - U.S. Government Publishing Office
    - Evidence informing base-year allocation inputs; displayed values and growth are calculated: SPA permits agency awards directly to certified vendors for purchases up to USD xx.xx while GPO pays vendors and invoices agencies. This supports classifying by the contracting relationship rather than the invoice payer, not a numerical global weight.
    - Evidence informing forecast-year allocation inputs; displayed values and growth are calculated: SPA permits agency awards directly to certified vendors for purchases up to USD xx.xx while GPO pays vendors and invoices agencies. This supports classifying by the contracting relationship rather than the invoice payer, not a numerical global weight.
79. Global Print Services | China, Europe, SE Asia, USA & India
    - Evidence informing base-year allocation inputs; displayed values and growth are calculated: Imago describes sourcing suppliers and coordinating multiple manufacturers for book-related projects. Its cumulative customer relationships establish the offered intermediary role but are not annual revenue or allocation weights.
    - Evidence informing forecast-year allocation inputs; displayed values and growth are calculated: Imago describes sourcing suppliers and coordinating multiple manufacturers for book-related projects. Its cumulative customer relationships establish the offered intermediary role but are not annual revenue or allocation weights.
80. Lion Rock Group Limited - Annual Report 2025
    - Evidence informing base-year allocation inputs; displayed values and growth are calculated: Own-business 2025 turnover changes of minus xx.xx% for APOL and minus xx.xx% for Regent challenge uniform intermediary growth; Regent's non-book focus limits its relevance. These observations support avoiding an additional adoption uplift.
    - Evidence informing forecast-year allocation inputs; displayed values and growth are calculated: Own-business 2025 turnover changes of minus xx.xx% for APOL and minus xx.xx% for Regent challenge uniform intermediary growth; Regent's non-book focus limits its relevance. These observations support avoiding an additional adoption uplift.
    - Evidence informing base-year allocation inputs; displayed values and growth are calculated: Manufacturing turnover changes of minus xx.xx% at xx.xx Printing and plus xx.xx% at Papercraft demonstrate differing supplier trajectories rather than a simple common channel-growth pattern; these are not direct-contracting market shares.
    - Evidence informing forecast-year allocation inputs; displayed values and growth are calculated: Manufacturing turnover changes of minus xx.xx% at xx.xx Printing and plus xx.xx% at Papercraft demonstrate differing supplier trajectories rather than a simple common channel-growth pattern; these are not direct-contracting market shares.

81. Imprint Digital - Book Printing Prices UK

- Evidence informing base-year allocation inputs; displayed values and growth are calculated: The inspected schedule quotes GBP xx.xx at xx.xx copies for one paperback specification, supporting a relative-price input, not a historical global realization.
- Evidence informing forecast-year allocation inputs; displayed values and growth are calculated: The inspected schedule quotes GBP xx.xx at xx.xx copies for one paperback specification, supporting a relative-price input, not a historical global realization.
- Evidence informing base-year allocation inputs; displayed values and growth are calculated: GBP xx.xx at xx.xx copies supplies the medium-run reference index; format and delivery differences require separate treatment.
- Evidence informing forecast-year allocation inputs; displayed values and growth are calculated: GBP xx.xx at xx.xx copies supplies the medium-run reference index; format and delivery differences require separate treatment.
- Evidence informing base-year allocation inputs; displayed values and growth are calculated: The quantity-price curve anchors the reference from which the long-run discount is assumed; no long-run price or future share is disclosed.
- Evidence informing forecast-year allocation inputs; displayed values and growth are calculated: The quantity-price curve anchors the reference from which the long-run discount is assumed; no long-run price or future share is disclosed.

82. Print Options

- Evidence informing base-year allocation inputs; displayed values and growth are calculated: KDP distinguishes black-and-white from color records and locks ink type after publication. These platform-specific conditions qualify switching assumptions, not market weights. ([kdp.amazon.com](https://kdp.amazon.com/en_US/help/topic/G201834180))
- Evidence informing forecast-year allocation inputs; displayed values and growth are calculated: KDP distinguishes black-and-white from color records and locks ink type after publication. These platform-specific conditions qualify switching assumptions, not market weights. ([kdp.amazon.com](https://kdp.amazon.com/en_US/help/topic/G201834180))
- Evidence informing base-year allocation inputs; displayed values and growth are calculated: The displayed platform menu does not establish designated spot-color availability or sales; a general color option is not used as evidence of spot-color demand. ([kdp.amazon.com](https://kdp.amazon.com/en_US/help/topic/G201834180))
- Evidence informing forecast-year allocation inputs; displayed values and growth are calculated: The displayed platform menu does not establish designated spot-color availability or sales; a general color option is not used as evidence of spot-color demand. ([kdp.amazon.com](https://kdp.amazon.com/en_US/help/topic/G201834180))
- Evidence informing base-year allocation inputs; displayed values and growth are calculated: Standard color is unavailable for hardcover, but premium color is available. Both process-color tiers belong within the modeled Full-Color Interiors category. ([kdp.amazon.com](https://kdp.amazon.com/en_US/help/topic/G201834180))
- Evidence informing forecast-year allocation inputs; displayed values and growth are calculated: Standard color is unavailable for hardcover, but premium color is available. Both process-color tiers belong within the modeled Full-Color Interiors category. ([kdp.amazon.com](https://kdp.amazon.com/en_US/help/topic/G201834180))

83. Synthèse des chiffres de l'édition jeunesse 2024-2025

- Evidence informing base-year allocation inputs; displayed values and growth are calculated: The primary French publishing survey reports a xx.xx% decline in illustrated early-childhood volumes and a xx.xx% decline in youth-fiction volumes in 2024. These differing outcomes challenge an aggressive universal color-growth assumption. ([sne.fr](https://www.sne.fr/actu/synthese-des-chiffres-de-ledition-jeunesse-2024-2025/))
- Evidence informing forecast-year allocation inputs; displayed values and growth are calculated: The primary French publishing survey reports a xx.xx% decline in illustrated early-childhood volumes and a xx.xx% decline in youth-fiction volumes in 2024. These differing outcomes challenge an aggressive universal color-growth assumption. ([sne.fr](https://www.sne.fr/actu/synthese-des-chiffres-de-ledition-jeunesse-2024-2025/))

18.3. North America

Table 309. North America Book Printing & Packaging Services Market, by Country growth contribution, 2025-2032

Category	2025 value (USD Million)	2032 value (USD Million)	Added value (USD Million)	2025 share (%)	2032 share (%)	Change (pp)	Growth share (%)	CAGR (%)
Canada	xx.xx	xx.xx	xx.xx	xx.xx	xx.xx	xx.xx	xx.xx	xx.xx
Mexico	xx.xx	xx.xx	xx.xx	xx.xx	xx.xx	xx.xx	xx.xx	xx.xx
Unallocated / remaining scope	xx.xx	xx.xx	xx.xx	xx.xx	xx.xx	xx.xx	xx.xx	xx.xx
United States	xx.xx	xx.xx	xx.xx	xx.xx	xx.xx	xx.xx	xx.xx	xx.xx
Scope total	**xx.xx**	**xx.xx**	**xx.xx**	**xx.xx**	**xx.xx**	**xx.xx**	**xx.xx**	**xx.xx**

Table 310. North America Book Printing & Packaging Services Market Size, by Region, 2017-2040 (USD Million)

Region	2017	2024	2025	2026	2027	2032	2040	CAGR (%)
Canada	xx.xx	xx.xx	xx.xx	xx.xx	xx.xx	xx.xx	xx.xx	xx.xx
Mexico	xx.xx	xx.xx	xx.xx	xx.xx	xx.xx	xx.xx	xx.xx	xx.xx
United States	xx.xx	xx.xx	xx.xx	xx.xx	xx.xx	xx.xx	xx.xx	xx.xx
Total	**xx.xx**	**xx.xx**	**xx.xx**	**xx.xx**	**xx.xx**	**xx.xx**	**xx.xx**	**xx.xx**

Table 311. North America Book Printing & Packaging Services Market Size, by Service Offering, 2017-2040 (USD Million)

Service Offering	2017	2024	2025	2026	2027	2032	2040	CAGR (%)
Book Packaging Production	xx.xx	xx.xx	xx.xx	xx.xx	xx.xx	xx.xx	xx.xx	xx.xx
Book Packing & Kitting	xx.xx	xx.xx	xx.xx	xx.xx	xx.xx	xx.xx	xx.xx	xx.xx
Book Printing	xx.xx	xx.xx	xx.xx	xx.xx	xx.xx	xx.xx	xx.xx	xx.xx
Bookbinding & Finishing	xx.xx	xx.xx	xx.xx	xx.xx	xx.xx	xx.xx	xx.xx	xx.xx
Prepress Services	xx.xx	xx.xx	xx.xx	xx.xx	xx.xx	xx.xx	xx.xx	xx.xx
Print Production Management	xx.xx	xx.xx	xx.xx	xx.xx	xx.xx	xx.xx	xx.xx	xx.xx
Production-Linked Fulfillment	xx.xx	xx.xx	xx.xx	xx.xx	xx.xx	xx.xx	xx.xx	xx.xx
Total	**xx.xx**	**xx.xx**	**xx.xx**	**xx.xx**	**xx.xx**	**xx.xx**	**xx.xx**	**xx.xx**

Table 312. North America Book Printing & Packaging Services Market Size, by Book Format, 2017-2040 (USD Million)

Book Format	2017	2024	2025	2026	2027	2032	2040	CAGR (%)
Accordion-Fold Books	xx.xx	xx.xx	xx.xx	xx.xx	xx.xx	xx.xx	xx.xx	xx.xx
Bath Books	xx.xx	xx.xx	xx.xx	xx.xx	xx.xx	xx.xx	xx.xx	xx.xx
Board Books	xx.xx	xx.xx	xx.xx	xx.xx	xx.xx	xx.xx	xx.xx	xx.xx
Foam Books	xx.xx	xx.xx	xx.xx	xx.xx	xx.xx	xx.xx	xx.xx	xx.xx
Hardcover Books	xx.xx	xx.xx	xx.xx	xx.xx	xx.xx	xx.xx	xx.xx	xx.xx
Loose-Leaf Books	xx.xx	xx.xx	xx.xx	xx.xx	xx.xx	xx.xx	xx.xx	xx.xx
Paperback & Softcover Books	xx.xx	xx.xx	xx.xx	xx.xx	xx.xx	xx.xx	xx.xx	xx.xx
Saddle-Stitched Booklets	xx.xx	xx.xx	xx.xx	xx.xx	xx.xx	xx.xx	xx.xx	xx.xx
Slide-Bound Books	xx.xx	xx.xx	xx.xx	xx.xx	xx.xx	xx.xx	xx.xx	xx.xx
Textile Books	xx.xx	xx.xx	xx.xx	xx.xx	xx.xx	xx.xx	xx.xx	xx.xx
Wire, Coil & Comb-Bound Books	xx.xx	xx.xx	xx.xx	xx.xx	xx.xx	xx.xx	xx.xx	xx.xx
Total	**xx.xx**	**xx.xx**	**xx.xx**	**xx.xx**	**xx.xx**	**xx.xx**	**xx.xx**	**xx.xx**

Table 313. North America Book Printing & Packaging Services Market Size, by Packaging Format, 2017-2040 (USD Million)

Packaging Format	2017	2024	2025	2026	2027	2032	2040	CAGR (%)
Bags & Pouches	xx.xx	xx.xx	xx.xx	xx.xx	xx.xx	xx.xx	xx.xx	xx.xx
Blister & Clamshell Packs	xx.xx	xx.xx	xx.xx	xx.xx	xx.xx	xx.xx	xx.xx	xx.xx
Boxes & Lidded Cases	xx.xx	xx.xx	xx.xx	xx.xx	xx.xx	xx.xx	xx.xx	xx.xx
Envelopes, Wallets & Folders	xx.xx	xx.xx	xx.xx	xx.xx	xx.xx	xx.xx	xx.xx	xx.xx
Film & Paper Wraps	xx.xx	xx.xx	xx.xx	xx.xx	xx.xx	xx.xx	xx.xx	xx.xx
Protective Inserts & Cushioning	xx.xx	xx.xx	xx.xx	xx.xx	xx.xx	xx.xx	xx.xx	xx.xx
Seals & Strapping	xx.xx	xx.xx	xx.xx	xx.xx	xx.xx	xx.xx	xx.xx	xx.xx
Sleeves & Wraparound Bands	xx.xx	xx.xx	xx.xx	xx.xx	xx.xx	xx.xx	xx.xx	xx.xx
Slipcases	xx.xx	xx.xx	xx.xx	xx.xx	xx.xx	xx.xx	xx.xx	xx.xx
Others	xx.xx	xx.xx	xx.xx	xx.xx	xx.xx	xx.xx	xx.xx	xx.xx
Total	**xx.xx**	**xx.xx**	**xx.xx**	**xx.xx**	**xx.xx**	**xx.xx**	**xx.xx**	**xx.xx**

Table 314. North America Book Printing & Packaging Services Market Size, by Printing Technology, 2017-2040 (USD Million)

Printing Technology	2017	2024	2025	2026	2027	2032	2040	CAGR (%)
Braille Embossing	xx.xx	xx.xx	xx.xx	xx.xx	xx.xx	xx.xx	xx.xx	xx.xx
Digital Printing	xx.xx	xx.xx	xx.xx	xx.xx	xx.xx	xx.xx	xx.xx	xx.xx
Flexographic Printing	xx.xx	xx.xx	xx.xx	xx.xx	xx.xx	xx.xx	xx.xx	xx.xx
Gravure Printing	xx.xx	xx.xx	xx.xx	xx.xx	xx.xx	xx.xx	xx.xx	xx.xx
Letterpress Printing	xx.xx	xx.xx	xx.xx	xx.xx	xx.xx	xx.xx	xx.xx	xx.xx
Offset Lithography	xx.xx	xx.xx	xx.xx	xx.xx	xx.xx	xx.xx	xx.xx	xx.xx
Screen Printing	xx.xx	xx.xx	xx.xx	xx.xx	xx.xx	xx.xx	xx.xx	xx.xx
Silver-Halide Photographic Printing	xx.xx	xx.xx	xx.xx	xx.xx	xx.xx	xx.xx	xx.xx	xx.xx
Stencil Duplicator Printing	xx.xx	xx.xx	xx.xx	xx.xx	xx.xx	xx.xx	xx.xx	xx.xx
Others	xx.xx	xx.xx	xx.xx	xx.xx	xx.xx	xx.xx	xx.xx	xx.xx
Total	**xx.xx**	**xx.xx**	**xx.xx**	**xx.xx**	**xx.xx**	**xx.xx**	**xx.xx**	**xx.xx**

Table 315. North America Book Printing & Packaging Services Market Size, by Offset Lithography, 2017-2040 (USD Million)

Offset Lithography	2017	2024	2025	2026	2027	2032	2040	CAGR (%)
Sheetfed Offset Printing	xx.xx	xx.xx	xx.xx	xx.xx	xx.xx	xx.xx	xx.xx	xx.xx
Web Offset Printing	xx.xx	xx.xx	xx.xx	xx.xx	xx.xx	xx.xx	xx.xx	xx.xx
Total	**xx.xx**	**xx.xx**	**xx.xx**	**xx.xx**	**xx.xx**	**xx.xx**	**xx.xx**	**xx.xx**

Table 316. North America Book Printing & Packaging Services Market Size, by Digital Printing, 2017-2040 (USD Million)

Digital Printing	2017	2024	2025	2026	2027	2032	2040	CAGR (%)
Electrophotographic Printing	xx.xx	xx.xx	xx.xx	xx.xx	xx.xx	xx.xx	xx.xx	xx.xx
Inkjet Printing	xx.xx	xx.xx	xx.xx	xx.xx	xx.xx	xx.xx	xx.xx	xx.xx
Thermal Printing	xx.xx	xx.xx	xx.xx	xx.xx	xx.xx	xx.xx	xx.xx	xx.xx
Total	**xx.xx**	**xx.xx**	**xx.xx**	**xx.xx**	**xx.xx**	**xx.xx**	**xx.xx**	**xx.xx**

Table 317. North America Book Printing & Packaging Services Market Size, by Publication Application, 2017-2040 (USD Million)

Publication Application	2017	2024	2025	2026	2027	2032	2040	CAGR (%)
Activity & Puzzle Books	xx.xx	xx.xx	xx.xx	xx.xx	xx.xx	xx.xx	xx.xx	xx.xx
Art & Photography Books	xx.xx	xx.xx	xx.xx	xx.xx	xx.xx	xx.xx	xx.xx	xx.xx
Commemorative & Personal Books	xx.xx	xx.xx	xx.xx	xx.xx	xx.xx	xx.xx	xx.xx	xx.xx
Educational & Training Books	xx.xx	xx.xx	xx.xx	xx.xx	xx.xx	xx.xx	xx.xx	xx.xx
General-Interest Books	xx.xx	xx.xx	xx.xx	xx.xx	xx.xx	xx.xx	xx.xx	xx.xx
Institutional & Corporate Books	xx.xx	xx.xx	xx.xx	xx.xx	xx.xx	xx.xx	xx.xx	xx.xx
Music Books & Scores	xx.xx	xx.xx	xx.xx	xx.xx	xx.xx	xx.xx	xx.xx	xx.xx
Religious & Devotional Books	xx.xx	xx.xx	xx.xx	xx.xx	xx.xx	xx.xx	xx.xx	xx.xx
Scholarly & Professional Books	xx.xx	xx.xx	xx.xx	xx.xx	xx.xx	xx.xx	xx.xx	xx.xx
Total	**xx.xx**	**xx.xx**	**xx.xx**	**xx.xx**	**xx.xx**	**xx.xx**	**xx.xx**	**xx.xx**

Table 318. North America Book Printing & Packaging Services Market Size, by Educational & Training Books, 2017-2040 (USD Million)

Educational & Training Books	2017	2024	2025	2026	2027	2032	2040	CAGR (%)
Higher Education Textbooks	xx.xx	xx.xx	xx.xx	xx.xx	xx.xx	xx.xx	xx.xx	xx.xx
School Textbooks & Workbooks	xx.xx	xx.xx	xx.xx	xx.xx	xx.xx	xx.xx	xx.xx	xx.xx
Vocational & Continuing Education Books	xx.xx	xx.xx	xx.xx	xx.xx	xx.xx	xx.xx	xx.xx	xx.xx
Total	**xx.xx**	**xx.xx**	**xx.xx**	**xx.xx**	**xx.xx**	**xx.xx**	**xx.xx**	**xx.xx**

Table 319. North America Book Printing & Packaging Services Market Size, by Commemorative & Personal Books, 2017-2040 (USD Million)

Commemorative & Personal Books	2017	2024	2025	2026	2027	2032	2040	CAGR (%)
Personal Photo & Memory Books	xx.xx	xx.xx	xx.xx	xx.xx	xx.xx	xx.xx	xx.xx	xx.xx
Yearbooks & Organizational Commemoratives	xx.xx	xx.xx	xx.xx	xx.xx	xx.xx	xx.xx	xx.xx	xx.xx
Total	**xx.xx**	**xx.xx**	**xx.xx**	**xx.xx**	**xx.xx**	**xx.xx**	**xx.xx**	**xx.xx**

Table 320. North America Book Printing & Packaging Services Market Size, by Scholarly & Professional Books, 2017-2040 (USD Million)

Scholarly & Professional Books	2017	2024	2025	2026	2027	2032	2040	CAGR (%)
Professional & Technical Reference Books	xx.xx	xx.xx	xx.xx	xx.xx	xx.xx	xx.xx	xx.xx	xx.xx
Scholarly Research Books	xx.xx	xx.xx	xx.xx	xx.xx	xx.xx	xx.xx	xx.xx	xx.xx
Total	**xx.xx**	**xx.xx**	**xx.xx**	**xx.xx**	**xx.xx**	**xx.xx**	**xx.xx**	**xx.xx**

Table 321. North America Book Printing & Packaging Services Market Size, by Buyer Type, 2017-2040 (USD Million)

Buyer Type	2017	2024	2025	2026	2027	2032	2040	CAGR (%)
Corporate & Commercial Buyers	xx.xx	xx.xx	xx.xx	xx.xx	xx.xx	xx.xx	xx.xx	xx.xx
Educational & Research Institutions	xx.xx	xx.xx	xx.xx	xx.xx	xx.xx	xx.xx	xx.xx	xx.xx
Government & Intergovernmental Bodies	xx.xx	xx.xx	xx.xx	xx.xx	xx.xx	xx.xx	xx.xx	xx.xx
Nonprofit & Membership Organizations	xx.xx	xx.xx	xx.xx	xx.xx	xx.xx	xx.xx	xx.xx	xx.xx
Print & Production Service Providers	xx.xx	xx.xx	xx.xx	xx.xx	xx.xx	xx.xx	xx.xx	xx.xx
Private Individuals & Households	xx.xx	xx.xx	xx.xx	xx.xx	xx.xx	xx.xx	xx.xx	xx.xx
Publishing Organizations	xx.xx	xx.xx	xx.xx	xx.xx	xx.xx	xx.xx	xx.xx	xx.xx
Self-Publishing Authors & Creators	xx.xx	xx.xx	xx.xx	xx.xx	xx.xx	xx.xx	xx.xx	xx.xx
Total	**xx.xx**	**xx.xx**	**xx.xx**	**xx.xx**	**xx.xx**	**xx.xx**	**xx.xx**	**xx.xx**

Table 322. North America Book Printing & Packaging Services Market Size, by Production Model, 2017-2040 (USD Million)

Production Model	2017	2024	2025	2026	2027	2032	2040	CAGR (%)
Planned Stock Production	xx.xx	xx.xx	xx.xx	xx.xx	xx.xx	xx.xx	xx.xx	xx.xx
Print-on-Demand	xx.xx	xx.xx	xx.xx	xx.xx	xx.xx	xx.xx	xx.xx	xx.xx
Stock Replenishment	xx.xx	xx.xx	xx.xx	xx.xx	xx.xx	xx.xx	xx.xx	xx.xx
Total	**xx.xx**	**xx.xx**	**xx.xx**	**xx.xx**	**xx.xx**	**xx.xx**	**xx.xx**	**xx.xx**

Table 323. North America Book Printing & Packaging Services Market Size, by Fulfillment Model, 2017-2040 (USD Million)

Fulfillment Model	2017	2024	2025	2026	2027	2032	2040	CAGR (%)
Consolidated Handoff	xx.xx	xx.xx	xx.xx	xx.xx	xx.xx	xx.xx	xx.xx	xx.xx
Distribution-List Delivery	xx.xx	xx.xx	xx.xx	xx.xx	xx.xx	xx.xx	xx.xx	xx.xx
Order-Level Fulfillment	xx.xx	xx.xx	xx.xx	xx.xx	xx.xx	xx.xx	xx.xx	xx.xx
Total	**xx.xx**	**xx.xx**	**xx.xx**	**xx.xx**	**xx.xx**	**xx.xx**	**xx.xx**	**xx.xx**

Table 324. North America Book Printing & Packaging Services Market Size, by Procurement Channel, 2017-2040 (USD Million)

Procurement Channel	2017	2024	2025	2026	2027	2032	2040	CAGR (%)
Direct Provider Contracting	xx.xx	xx.xx	xx.xx	xx.xx	xx.xx	xx.xx	xx.xx	xx.xx
Intermediary-Led Contracting	xx.xx	xx.xx	xx.xx	xx.xx	xx.xx	xx.xx	xx.xx	xx.xx
Total	**xx.xx**	**xx.xx**	**xx.xx**	**xx.xx**	**xx.xx**	**xx.xx**	**xx.xx**	**xx.xx**

Table 325. North America Book Printing & Packaging Services Market Size, by Print Run Length, 2017-2040 (USD Million)

Print Run Length	2017	2024	2025	2026	2027	2032	2040	CAGR (%)
Long Runs	xx.xx	xx.xx	xx.xx	xx.xx	xx.xx	xx.xx	xx.xx	xx.xx
Medium Runs	xx.xx	xx.xx	xx.xx	xx.xx	xx.xx	xx.xx	xx.xx	xx.xx
Short Runs	xx.xx	xx.xx	xx.xx	xx.xx	xx.xx	xx.xx	xx.xx	xx.xx
Single-Copy Runs	xx.xx	xx.xx	xx.xx	xx.xx	xx.xx	xx.xx	xx.xx	xx.xx
Total	**xx.xx**	**xx.xx**	**xx.xx**	**xx.xx**	**xx.xx**	**xx.xx**	**xx.xx**	**xx.xx**

Table 326. North America Book Printing & Packaging Services Market Size, by Interior Color, 2017-2040 (USD Million)

Interior Color	2017	2024	2025	2026	2027	2032	2040	CAGR (%)
Black-and-White Interiors	xx.xx	xx.xx	xx.xx	xx.xx	xx.xx	xx.xx	xx.xx	xx.xx
Full-Color Interiors	xx.xx	xx.xx	xx.xx	xx.xx	xx.xx	xx.xx	xx.xx	xx.xx
Spot-Color Interiors	xx.xx	xx.xx	xx.xx	xx.xx	xx.xx	xx.xx	xx.xx	xx.xx
Total	**xx.xx**	**xx.xx**	**xx.xx**	**xx.xx**	**xx.xx**	**xx.xx**	**xx.xx**	**xx.xx**

Sources & Evidence

1. European Book Publishing Statistics 2024
   - Evidence informing the 2024 market-value input; displayed series and growth include calculations: European publishers reported approximately EUR xx.xx of net book-sales revenue in 2024. The disclosed ebook and audiobook proportions inform the modeled xx.xx% physical-book revenue proportion; publisher revenue is an input, not printing-service revenue.
   - Evidence informing the 2025 market-value input; displayed series and growth include calculations: The 2024 publisher-revenue and format observations provide the European demand input carried into the 2025 estimate.

2. The Global Publishing Industry in 2022

- Evidence informing the 2024 market-value input; displayed series and growth include calculations: Table xx.xx supplies country-level publishing revenues and identifies differences between retail-value, publisher-revenue, print-only and prior-year observations. Selected non-European country observations are adjusted for physical formats and period before estimating production spending.
- Evidence informing the 2025 market-value input; displayed series and growth include calculations: The selected country observations contribute to the demand pool underlying the 2025 working estimate. Nielsen retail datasets elsewhere in the publication are not used.
- Evidence informing base-year allocation inputs; displayed values and growth are calculated: Country revenue/format proxies constrain commissioning weights. ([wipo.int](https://www.wipo.int/edocs/pubdocs/en/wipo-pub-xx.xx-2023-xx.xx-en-the-global-publishing-industry-in-2022.pdf))
- Evidence informing forecast-year allocation inputs; displayed values and growth are calculated: Country revenue/format proxies constrain commissioning weights. ([wipo.int](https://www.wipo.int/edocs/pubdocs/en/wipo-pub-xx.xx-2023-xx.xx-en-the-global-publishing-industry-in-2022.pdf))
- Evidence informing base-year allocation inputs; displayed values and growth are calculated: Primary survey sector differences constrain the education-adjusted hardcover proxy.
- Evidence informing forecast-year allocation inputs; displayed values and growth are calculated: Primary survey sector differences constrain the education-adjusted hardcover proxy.
- Evidence informing base-year allocation inputs; displayed values and growth are calculated: Educational/trade differences qualify extrapolation of U.S. consumer-format revenue.
- Evidence informing forecast-year allocation inputs; displayed values and growth are calculated: Educational/trade differences qualify extrapolation of U.S. consumer-format revenue.
- Evidence informing base-year allocation inputs; displayed values and growth are calculated: USD xx.xx of surveyed children's publishing revenue anchors the modeled specialty demand pool, not supplier receipts.
- Evidence informing forecast-year allocation inputs; displayed values and growth are calculated: USD xx.xx of surveyed children's publishing revenue anchors the modeled specialty demand pool, not supplier receipts.
- Evidence informing base-year allocation inputs; displayed values and growth are calculated: Sector data constrain the commissioning-pool proxy; mechanical incidence remains assumed.
- Evidence informing forecast-year allocation inputs; displayed values and growth are calculated: Sector data constrain the commissioning-pool proxy; mechanical incidence remains assumed.
- Evidence informing base-year allocation inputs; displayed values and growth are calculated: Educational demand supplies a common economic anchor; loose-leaf incidence remains modeled.
- Evidence informing forecast-year allocation inputs; displayed values and growth are calculated: Educational demand supplies a common economic anchor; loose-leaf incidence remains modeled.
- Evidence informing base-year allocation inputs; displayed values and growth are calculated: Sector observations constrain the educational short-book commissioning pool.
- Evidence informing forecast-year allocation inputs; displayed values and growth are calculated: Sector observations constrain the educational short-book commissioning pool.
- Evidence informing base-year allocation inputs; displayed values and growth are calculated: The commissioning-pool anchor supports an explicit sparse-format incidence model.
- Evidence informing forecast-year allocation inputs; displayed values and growth are calculated: The commissioning-pool anchor supports an explicit sparse-format incidence model.
- Evidence informing base-year allocation inputs; displayed values and growth are calculated: Children's demand anchors the accordion working estimate, not observed accordion orders.
- Evidence informing forecast-year allocation inputs; displayed values and growth are calculated: Children's demand anchors the accordion working estimate, not observed accordion orders.
- Evidence informing base-year allocation inputs; displayed values and growth are calculated: Children's demand anchors assumed textile-book order incidence.
- Evidence informing forecast-year allocation inputs; displayed values and growth are calculated: Children's demand anchors assumed textile-book order incidence.
- Evidence informing base-year allocation inputs; displayed values and growth are calculated: Children's demand anchors assumed bath-book order incidence.
- Evidence informing forecast-year allocation inputs; displayed values and growth are calculated: Children's demand anchors assumed bath-book order incidence.
- Evidence informing base-year allocation inputs; displayed values and growth are calculated: Children's demand anchors assumed foam-book order incidence.

3. 2024 年新闻出版统计公报

- Evidence informing the 2024 market-value input; displayed series and growth include calculations: For 2024, the official table reports xx.xx book copies or sheets and CNY xx.xx of book-publishing revenue. These constrain the demand bridge and historical contraction, rather than directly measuring printing-service sales.
- Evidence informing the 2025 market-value input; displayed series and growth include calculations: The 2024 book-publishing observation supplies the Chinese demand primitive for the 2025 model.
- Evidence informing base-year allocation inputs; displayed values and growth are calculated: Official 2024 output of xx.xx copies/sheets constrains total modeled publisher activity; it does not disclose single-copy production.
- Evidence informing forecast-year allocation inputs; displayed values and growth are calculated: Official 2024 output of xx.xx copies/sheets constrains total modeled publisher activity; it does not disclose single-copy production.
- Evidence informing base-year allocation inputs; displayed values and growth are calculated: Aggregate copies and annual title output constrain the shared activity model, not an observed short-run share.
- Evidence informing forecast-year allocation inputs; displayed values and growth are calculated: Aggregate copies and annual title output constrain the shared activity model, not an observed short-run share.
- Evidence informing base-year allocation inputs; displayed values and growth are calculated: Aggregate production provides a scale check for the medium-run assumption; annual copies per title are not individual batches.
- Evidence informing forecast-year allocation inputs; displayed values and growth are calculated: Aggregate production provides a scale check for the medium-run assumption; annual copies per title are not individual batches.
- Evidence informing base-year allocation inputs; displayed values and growth are calculated: Approximately xx.xx annual copies per title constrain the long-run scenario without proving its batch mix or forecast.
- Evidence informing forecast-year allocation inputs; displayed values and growth are calculated: Approximately xx.xx annual copies per title constrain the long-run scenario without proving its batch mix or forecast.

4. Foreign Exchange Rates - G.5A Annual, January 5, 2026

- Evidence informing the 2024 market-value input; displayed series and growth include calculations: The official 2024 annual-average conversion inputs are USD xx.xx per EUR, CNY xx.xx per USD and CAD xx.xx per USD.
- Evidence informing the 2025 market-value input; displayed series and growth include calculations: The exchange-rate table establishes the conversion basis of the preceding-year demand inputs used in the 2025 estimate; subsequent effective-USD price assumptions are modeled separately.

5. Book publishing industry, 2024 - Statistics Canada
   - Evidence informing the 2024 market-value input; displayed series and growth include calculations: Canadian publishers reported CAD xx.xx of print sales outside the online category and CAD xx.xx of online print sales in 2024. Their sum, rather than total operating revenue, supplies the physical-book demand input.
   - Evidence informing the 2025 market-value input; displayed series and growth include calculations: Reported cost of goods sold of CAD xx.xx, up CAD xx.xx from 2022, supplies a cost-pressure cross-check, not a directly attributable printing-services total.
   - Evidence informing base-year allocation inputs; displayed values and growth are calculated: CAD xx.xx plus CAD xx.xx of print sales supplies a physical-book commissioning proxy; digital growth constrains the forecast mix. ([www150.statcan.gc.ca](https://www150.statcan.gc.ca/n1/daily-quotidien/xx.xx/dq260205b-eng.pdf))
   - Evidence informing forecast-year allocation inputs; displayed values and growth are calculated: CAD xx.xx plus CAD xx.xx of print sales supplies a physical-book commissioning proxy; digital growth constrains the forecast mix. ([www150.statcan.gc.ca](https://www150.statcan.gc.ca/n1/daily-quotidien/xx.xx/dq260205b-eng.pdf))
   - Evidence informing base-year allocation inputs; displayed values and growth are calculated: The Canadian physical-book input contributes to the North American demand index; it is publisher revenue, not service receipts. ([www150.statcan.gc.ca](https://www150.statcan.gc.ca/n1/daily-quotidien/xx.xx/dq260205b-eng.pdf))
   - Evidence informing forecast-year allocation inputs; displayed values and growth are calculated: The Canadian physical-book input contributes to the North American demand index; it is publisher revenue, not service receipts. ([www150.statcan.gc.ca](https://www150.statcan.gc.ca/n1/daily-quotidien/xx.xx/dq260205b-eng.pdf))
   - Evidence informing base-year allocation inputs; displayed values and growth are calculated: Canadian online versus other print-sales values constrain parcel exposure, with explicit value-to-unit and geographic limitations.
   - Evidence informing forecast-year allocation inputs; displayed values and growth are calculated: Canadian online versus other print-sales values constrain parcel exposure, with explicit value-to-unit and geographic limitations.
   - Evidence informing base-year allocation inputs; displayed values and growth are calculated: The print-channel value mix supplies a limited parcel-demand proxy, not observed envelope purchases.
   - Evidence informing forecast-year allocation inputs; displayed values and growth are calculated: The print-channel value mix supplies a limited parcel-demand proxy, not observed envelope purchases.
   - Evidence informing base-year allocation inputs; displayed values and growth are calculated: The print-channel value mix supplies a limited parcel-demand proxy, not observed bag purchases.
   - Evidence informing forecast-year allocation inputs; displayed values and growth are calculated: The print-channel value mix supplies a limited parcel-demand proxy, not observed bag purchases.
   - Evidence informing base-year allocation inputs; displayed values and growth are calculated: Modest observed online-print growth qualifies aggressive parcel-related wrapping assumptions.
   - Evidence informing forecast-year allocation inputs; displayed values and growth are calculated: Modest observed online-print growth qualifies aggressive parcel-related wrapping assumptions.
   - Evidence informing base-year allocation inputs; displayed values and growth are calculated: Channel activity constrains the modeled delivery-pack population requiring separate protection.
   - Evidence informing forecast-year allocation inputs; displayed values and growth are calculated: Channel activity constrains the modeled delivery-pack population requiring separate protection.
   - Evidence informing base-year allocation inputs; displayed values and growth are calculated: Channel activity constrains the modeled delivery-pack population requiring closures.
   - Evidence informing forecast-year allocation inputs; displayed values and growth are calculated: Channel activity constrains the modeled delivery-pack population requiring closures.

6. U.S. Census Bureau - Books Printing: Shipments, annual table
   - Evidence informing the 2017 market-value input; displayed series and growth include calculations: U.S. books-printing shipments were USD xx.xx in 2017; this is a national production anchor for the historical model.
   - Evidence informing the 2018 market-value input; displayed series and growth include calculations: U.S. books-printing shipments were USD xx.xx in 2018.
   - Evidence informing the 2019 market-value input; displayed series and growth include calculations: U.S. books-printing shipments were USD xx.xx in 2019.
   - Evidence informing the 2020 market-value input; displayed series and growth include calculations: U.S. books-printing shipments were USD xx.xx in 2020.
   - Evidence informing the 2021 market-value input; displayed series and growth include calculations: U.S. books-printing shipments were USD xx.xx in 2021.
   - Evidence informing the 2022 market-value input; displayed series and growth include calculations: U.S. books-printing shipments were USD xx.xx in 2022.
   - Evidence informing the 2024 market-value input; displayed series and growth include calculations: U.S. books-printing shipments were USD xx.xx in 2024. This national industrial measure is narrower than the composite global service boundary.
7. U.S. Census Bureau - Book Publishers, All Establishments: Revenue, annual table
   - Evidence informing the 2024 market-value input; displayed series and growth include calculations: The Census annual series reports USD xx.xx of U.S. book-publisher revenue for 2024. A modeled xx.xx% physical-book proportion excludes digital and other adjacent receipts.
   - Evidence informing the 2025 market-value input; displayed series and growth include calculations: The 2024 Census observation replaces an older survey-based U.S. revenue bridge in the demand pool underlying 2025.
   - Evidence informing base-year allocation inputs; displayed values and growth are calculated: The official Census revenue-series page defines the publisher-receipt measure underlying the retained U.S. input; the exact 2024 cell was not independently re-extracted. ([fred.stlouisfed.org](https://fred.stlouisfed.org/data/AIES51113RCT00US))
   - Evidence informing forecast-year allocation inputs; displayed values and growth are calculated: The official Census revenue-series page defines the publisher-receipt measure underlying the retained U.S. input; the exact 2024 cell was not independently re-extracted. ([fred.stlouisfed.org](https://fred.stlouisfed.org/data/AIES51113RCT00US))

8. Scholastic Corporation - Form 10-K for the year ended May 31, 2025

- Evidence informing the 2024 market-value input; displayed series and growth include calculations: Scholastic's fiscal 2024 product, service, production and inventory-reserve costs were xx.xx% of revenue; postage, freight, shipping, fulfillment and other costs were xx.xx%. These broad categories constrain, but do not directly establish, eligible outsourced-service spending.
- Evidence informing the 2025 market-value input; displayed series and growth include calculations: The corresponding fiscal 2025 proportions were xx.xx% and xx.xx%. Royalties and prepublication amortization are separately disclosed, allowing their exclusion from the service-market bridge.
- Evidence informing base-year allocation inputs; displayed values and growth are calculated: Fiscal-2025 product, service, production and inventory-reserve costs were xx.xx% of revenue. The broader cost category constrains the manufacturing spending boundary but does not directly disclose printing-service revenue.
- Evidence informing forecast-year allocation inputs; displayed values and growth are calculated: Fiscal-2025 product, service, production and inventory-reserve costs were xx.xx% of revenue. The broader cost category constrains the manufacturing spending boundary but does not directly disclose printing-service revenue.
- Evidence informing base-year allocation inputs; displayed values and growth are calculated: Prepublication amortization is disclosed separately from production costs, supporting exclusion of adjacent amortization rather than equating it with externally purchased prepress.
- Evidence informing forecast-year allocation inputs; displayed values and growth are calculated: Prepublication amortization is disclosed separately from production costs, supporting exclusion of adjacent amortization rather than equating it with externally purchased prepress.
- Evidence informing base-year allocation inputs; displayed values and growth are calculated: Postage, freight, shipping, fulfillment and other costs were xx.xx% of revenue in fiscal 2025 versus xx.xx% in fiscal 2024. This is a broad buyer-cost check, not an eligible outsourced-fulfillment share.
- Evidence informing forecast-year allocation inputs; displayed values and growth are calculated: Postage, freight, shipping, fulfillment and other costs were xx.xx% of revenue in fiscal 2025 versus xx.xx% in fiscal 2024. This is a broad buyer-cost check, not an eligible outsourced-fulfillment share.
- Evidence informing base-year allocation inputs; displayed values and growth are calculated: Outsourced manufacturing coexists with company-operated distribution. Fiscal-2025 production-related costs were xx.xx% of revenue, constraining the inherited spending bridge rather than directly measuring the assumed route fraction.
- Evidence informing forecast-year allocation inputs; displayed values and growth are calculated: Outsourced manufacturing coexists with company-operated distribution. Fiscal-2025 production-related costs were xx.xx% of revenue, constraining the inherited spending bridge rather than directly measuring the assumed route fraction.
- Evidence informing base-year allocation inputs; displayed values and growth are calculated: Book-club revenue was xx.xx% online-ordered and xx.xx% parent-ordered, while products typically went to classrooms. This challenges the use of online sales as a proxy for the external contractor's delivery model.
- Evidence informing forecast-year allocation inputs; displayed values and growth are calculated: Book-club revenue was xx.xx% online-ordered and xx.xx% parent-ordered, while products typically went to classrooms. This challenges the use of online sales as a proxy for the external contractor's delivery model.
- Evidence informing base-year allocation inputs; displayed values and growth are calculated: Direct printer-to-customer fulfillment is a disclosed option. Broader logistics/other costs were xx.xx% of revenue versus xx.xx% previously, providing a cost-boundary check but no global order-level share or service-price growth observation.
- Evidence informing forecast-year allocation inputs; displayed values and growth are calculated: Direct printer-to-customer fulfillment is a disclosed option. Broader logistics/other costs were xx.xx% of revenue versus xx.xx% previously, providing a cost-boundary check but no global order-level share or service-price growth observation.

9. CEWE achieves all targets in 2025 and aims to further increase revenue and earnings in 2026

- Evidence informing the 2025 market-value input; displayed series and growth include calculations: CEWE reported xx.xx CEWE PHOTOBOOK copies in 2025 versus xx.xx in 2024, supporting a positive specialty-book volume assumption without establishing global adoption.
- Evidence informing the 2026 market-value input; displayed series and growth include calculations: Observed 2025 photobook growth informs the specialty-demand assumption for 2026; the market value remains modeled.
- Evidence informing the 2032 market-value input; displayed series and growth include calculations: The observed specialty-book activity is a starting condition for the forecast, not independent proof of continued growth through 2032.
- Evidence informing the 2040 market-value input; displayed series and growth include calculations: The forecast explicitly slows specialty-demand growth after 2032; this source supplies the initial commercial observation, not the long-term growth rate.
- Evidence informing base-year allocation inputs; displayed values and growth are calculated: CEWE reports xx.xx photobooks in 2025 compared with xx.xx in 2024. This independently establishes specialty-book activity underlying the nonpublisher model, without establishing a global expansion factor.
- Evidence informing forecast-year allocation inputs; displayed values and growth are calculated: CEWE reports xx.xx photobooks in 2025 compared with xx.xx in 2024. This independently establishes specialty-book activity underlying the nonpublisher model, without establishing a global expansion factor.
- Evidence informing base-year allocation inputs; displayed values and growth are calculated: Observed photobook activity supports retaining premium specialty commissions in the manufacturing mix; the binding allocation and unchanged future cohort profile remain assumptions.
- Evidence informing forecast-year allocation inputs; displayed values and growth are calculated: Observed photobook activity supports retaining premium specialty commissions in the manufacturing mix; the binding allocation and unchanged future cohort profile remain assumptions.
- Evidence informing base-year allocation inputs; displayed values and growth are calculated: Reported photobook volumes constrain personal-book activity and the nonpublisher starting condition, not hardcover prevalence or future share.
- Evidence informing forecast-year allocation inputs; displayed values and growth are calculated: Reported photobook volumes constrain personal-book activity and the nonpublisher starting condition, not hardcover prevalence or future share.
- Evidence informing base-year allocation inputs; displayed values and growth are calculated: Photobook activity supports the separate personal-book commissioning block; its softcover fraction remains assumed.
- Evidence informing forecast-year allocation inputs; displayed values and growth are calculated: Photobook activity supports the separate personal-book commissioning block; its softcover fraction remains assumed.
- Evidence informing base-year allocation inputs; displayed values and growth are calculated: Reported photobook copies rose from xx.xx to xx.xx; the narrower 2026 target qualifies strong specialty-growth assumptions.
- Evidence informing forecast-year allocation inputs; displayed values and growth are calculated: Reported photobook copies rose from xx.xx to xx.xx; the narrower 2026 target qualifies strong specialty-growth assumptions.
- Evidence informing base-year allocation inputs; displayed values and growth are calculated: Specialty-book activity constrains the presentation-demand scenario but does not measure gift-box attachment.
- Evidence informing forecast-year allocation inputs; displayed values and growth are calculated: Specialty-book activity constrains the presentation-demand scenario but does not measure gift-box attachment.
- Evidence informing base-year allocation inputs; displayed values and growth are calculated: Reports xx.xx CEWE PHOTOBOOK units in 2025 versus xx.xx in 2024, constraining the specialty-book demand budget without establishing a global process split.
- Evidence informing forecast-year allocation inputs; displayed values and growth are calculated: Reports xx.xx CEWE PHOTOBOOK units in 2025 versus xx.xx in 2024, constraining the specialty-book demand budget without establishing a global process split.
- Evidence informing base-year allocation inputs; displayed values and growth are calculated: Observed photobook activity supports the common photographic-demand input; electrophotographic attribution remains an explicit assumption.
- Evidence informing forecast-year allocation inputs; displayed values and growth are calculated: Observed photobook activity supports the common photographic-demand input; electrophotographic attribution remains an explicit assumption.
- Evidence informing base-year allocation inputs; displayed values and growth are calculated: The photobook

10. Paperback Printing Cost - Kindle Direct Publishing

- Evidence informing the 2025 market-value input; displayed series and growth include calculations: The inspected U.S. paperback schedule charges USD xx.xx plus USD xx.xx per page for the specified regular-trim black-ink category. It provides a contemporary commercial price comparison for the assumed USD xx.xx self-publishing production receipt, not an observed historical price or volume.
- Evidence informing the 2026 market-value input; displayed series and growth include calculations: The schedule distinguishes printing charges from royalties and retail list prices, supporting the production-receipt boundary used in the estimate.
- Evidence informing base-year allocation inputs; displayed values and growth are calculated: The current U.S. regular-trim black-ink schedule uses USD xx.xx plus USD xx.xx per page for the relevant page band, yielding the USD xx.xx representative manufacturing comparator. It anchors relative weights, not an observed global 2025 price or future share.
- Evidence informing forecast-year allocation inputs; displayed values and growth are calculated: The current U.S. regular-trim black-ink schedule uses USD xx.xx plus USD xx.xx per page for the relevant page band, yielding the USD xx.xx representative manufacturing comparator. It anchors relative weights, not an observed global 2025 price or future share.
- Evidence informing base-year allocation inputs; displayed values and growth are calculated: The paperback manufacturing comparator supplies the baseline from which the modeled binding component and hardcover increment are separated.
- Evidence informing forecast-year allocation inputs; displayed values and growth are calculated: The paperback manufacturing comparator supplies the baseline from which the modeled binding component and hardcover increment are separated.
- Evidence informing base-year allocation inputs; displayed values and growth are calculated: The separately identified paperback printing charge constrains the self-publishing production-receipt model and its distinction from retail proceeds.
- Evidence informing forecast-year allocation inputs; displayed values and growth are calculated: The separately identified paperback printing charge constrains the self-publishing production-receipt model and its distinction from retail proceeds.
- Evidence informing base-year allocation inputs; displayed values and growth are calculated: The inspected U.S. regular-trim black-ink schedule charges USD xx.xx plus USD xx.xx per page. It is a contemporary production-charge comparison for the modeled USD xx.xx receipt, not an observed historical Global average.
- Evidence informing forecast-year allocation inputs; displayed values and growth are calculated: The inspected U.S. regular-trim black-ink schedule charges USD xx.xx plus USD xx.xx per page. It is a contemporary production-charge comparison for the modeled USD xx.xx receipt, not an observed historical Global average.
- Evidence informing base-year allocation inputs; displayed values and growth are calculated: The relevant current U.S. paperback printing schedule is USD xx.xx plus USD xx.xx per page, giving USD xx.xx at xx.xx pages. This is a commercial price comparison for creator-production receipts, not proof of 2025 realization, volume or fulfillment mix.
- Evidence informing forecast-year allocation inputs; displayed values and growth are calculated: The relevant current U.S. paperback printing schedule is USD xx.xx plus USD xx.xx per page, giving USD xx.xx at xx.xx pages. This is a commercial price comparison for creator-production receipts, not proof of 2025 realization, volume or fulfillment mix.
- Evidence informing base-year allocation inputs; displayed values and growth are calculated: The current U.S. regular-trim black-ink schedule of USD xx.xx plus USD xx.xx per page gives USD xx.xx at xx.xx pages, a magnitude check for modeled single-copy receipts. It establishes neither global volume nor historical or forecast share.
- Evidence informing forecast-year allocation inputs; displayed values and growth are calculated: The current U.S. regular-trim black-ink schedule of USD xx.xx plus USD xx.xx per page gives USD xx.xx at xx.xx pages, a magnitude check for modeled single-copy receipts. It establishes neither global volume nor historical or forecast share.
- Evidence informing base-year allocation inputs; displayed values and growth are calculated: The current U.S. regular-trim black-ink schedule charges USD xx.xx plus USD xx.xx per page, yielding USD xx.xx for xx.xx pages. This is a contemporary price comparator, not a historical global average. ([kdp.amazon.com](https://kdp.amazon.com/en_US/help/topic/G201834340))
- Evidence informing forecast-year allocation inputs; displayed values and growth are calculated: The current U.S. regular-trim black-ink schedule charges USD xx.xx plus USD xx.xx per page, yielding USD xx.xx for xx.xx pages. This is a contemporary price comparator, not a historical global average. ([kdp.amazon.com](https://kdp.amazon.com/en_US/help/topic/G201834340))
- Evidence informing base-year allocation inputs; displayed values and growth are calculated: The comparable standard and premium color charges calculate to USD xx.xx and USD xx.xx. They constrain relative

11. European Book Publishing Statistics 2017

- Evidence informing the 2017 market-value input; displayed series and growth include calculations: The association's primary survey reports approximately EUR xx.xx of European net publisher revenue for 2017, constraining the pre-pandemic demand level.

12. European Book Publishing Statistics 2019

- Evidence informing the 2018 market-value input; displayed series and growth include calculations: The association reports approximately EUR xx.xx of publisher revenue for 2018.
- Evidence informing the 2019 market-value input; displayed series and growth include calculations: The association reports approximately EUR xx.xx for 2019 and identifies a questionnaire change that limits exact comparability with earlier observations.

13. 2021 年新闻出版产业分析报告

- Evidence informing the 2020 market-value input; displayed series and growth include calculations: The official report's 2021 comparison identifies a substantial rebound from 2020, constraining the pandemic-recovery bridge.
- Evidence informing the 2021 market-value input; displayed series and growth include calculations: China reported xx.xx book copies or sheets in 2021, up xx.xx%; the report also distinguishes textbook output and reprints.
- Evidence informing base-year allocation inputs; displayed values and growth are calculated: China's official 2021 textbook share was xx.xx% of book copies. It supplies an older educational-activity proxy, not a monochrome share.
([nppa.gov.cn](https://www.nppa.gov.cn/xxgk/fdzdgknr/tjxx/xx.xx/P020230530667517704140.pdf))
- Evidence informing forecast-year allocation inputs; displayed values and growth are calculated: China's official 2021 textbook share was xx.xx% of book copies. It supplies an older educational-activity proxy, not a monochrome share.
([nppa.gov.cn](https://www.nppa.gov.cn/xxgk/fdzdgknr/tjxx/xx.xx/P020230530667517704140.pdf))
- Evidence informing base-year allocation inputs; displayed values and growth are calculated: The textbook copy proportion constrains educational exposure; comparable monetary intensity and spot-color incidence are modeled separately.
([nppa.gov.cn](https://www.nppa.gov.cn/xxgk/fdzdgknr/tjxx/xx.xx/P020230530667517704140.pdf))
- Evidence informing forecast-year allocation inputs; displayed values and growth are calculated: The textbook copy proportion constrains educational exposure; comparable monetary intensity and spot-color incidence are modeled separately.
([nppa.gov.cn](https://www.nppa.gov.cn/xxgk/fdzdgknr/tjxx/xx.xx/P020230530667517704140.pdf))
- Evidence informing base-year allocation inputs; displayed values and growth are calculated: The educational-activity observation contributes to the shared demand proxy carried into the full-color base and forecast models; no color split is reported.
([nppa.gov.cn](https://www.nppa.gov.cn/xxgk/fdzdgknr/tjxx/xx.xx/P020230530667517704140.pdf))
- Evidence informing forecast-year allocation inputs; displayed values and growth are calculated: The educational-activity observation contributes to the shared demand proxy carried into the full-color base and forecast models; no color split is reported.
([nppa.gov.cn](https://www.nppa.gov.cn/xxgk/fdzdgknr/tjxx/xx.xx/P020230530667517704140.pdf))

14. European Book Publishing Statistics 2023

- Evidence informing the 2022 market-value input; displayed series and growth include calculations: European net publisher revenue was approximately EUR xx.xx in 2022; the association describes paper-cost pressure and price-led growth.

15. Foreign Exchange Rates - G.5A Annual, January 5, 2026
    - Evidence informing base-year allocation inputs; displayed values and growth are calculated: Official annual-average exchange-rate methodology supports the frozen common-USD conversion convention; it does not measure service demand. ([federalreserve.gov](https://www.federalreserve.gov/releases/g5a/xx.xx/))
    - Evidence informing forecast-year allocation inputs; displayed values and growth are calculated: Official annual-average exchange-rate methodology supports the frozen common-USD conversion convention; it does not measure service demand. ([federalreserve.gov](https://www.federalreserve.gov/releases/g5a/xx.xx/))
    - Evidence informing base-year allocation inputs; displayed values and growth are calculated: The official 2025 annual average is USD xx.xx per GBP. It converts the GBP packaging comparator into the common monetary basis used in the starting allocation.
    - Evidence informing forecast-year allocation inputs; displayed values and growth are calculated: The official 2025 annual average is USD xx.xx per GBP. It converts the GBP packaging comparator into the common monetary basis used in the starting allocation.
    - Evidence informing base-year allocation inputs; displayed values and growth are calculated: The same conversion supports the common-currency packaging/packing denominator inherited by the forecast; no 2032 exchange rate is asserted.
    - Evidence informing forecast-year allocation inputs; displayed values and growth are calculated: The same conversion supports the common-currency packaging/packing denominator inherited by the forecast; no 2032 exchange rate is asserted.
16. Paperback and Hardcover Distribution Rights - Kindle Direct Publishing
    - Evidence informing base-year allocation inputs; displayed values and growth are calculated: The marketplace-specific physical-book distribution restriction is not evidence of zero Mexican printing and packaging demand. ([kdp.amazon.com](https://kdp.amazon.com/en_US/help/topic/G201834280))
    - Evidence informing forecast-year allocation inputs; displayed values and growth are calculated: The marketplace-specific physical-book distribution restriction is not evidence of zero Mexican printing and packaging demand. ([kdp.amazon.com](https://kdp.amazon.com/en_US/help/topic/G201834280))
17. Hardcover Printing Cost - Kindle Direct Publishing
    - Evidence informing base-year allocation inputs; displayed values and growth are calculated: The current U.S. regular-trim hardcover schedule uses USD xx.xx plus USD xx.xx per page in the relevant band. Comparison with paperback charges constrains the premium-equivalent manufacturing model.
    - Evidence informing forecast-year allocation inputs; displayed values and growth are calculated: The current U.S. regular-trim hardcover schedule uses USD xx.xx plus USD xx.xx per page in the relevant band. Comparison with paperback charges constrains the premium-equivalent manufacturing model.
    - Evidence informing base-year allocation inputs; displayed values and growth are calculated: The USD xx.xx fixed-charge difference supplies the POD premium input; the xx.xx% commercial-run realization and premium incidence are explicitly modeled rather than disclosed.
    - Evidence informing forecast-year allocation inputs; displayed values and growth are calculated: The USD xx.xx fixed-charge difference supplies the POD premium input; the xx.xx% commercial-run realization and premium incidence are explicitly modeled rather than disclosed.
18. User Fees - University of Wisconsin-Milwaukee Print & Copy Services
    - Evidence informing base-year allocation inputs; displayed values and growth are calculated: The university service schedule separately prices preflight/prepress preparation at USD xx.xx per hour, establishing a paid preparation activity rather than an automatic component of every printing-platform purchase.
    - Evidence informing forecast-year allocation inputs; displayed values and growth are calculated: The university service schedule separately prices preflight/prepress preparation at USD xx.xx per hour, establishing a paid preparation activity rather than an automatic component of every printing-platform purchase.
    - Evidence informing base-year allocation inputs; displayed values and growth are calculated: Perfect binding is listed at USD xx.xx-xx.xx per book. The lower endpoint is the model's basic-binding comparator, not a measured worldwide realization.
    - Evidence informing forecast-year allocation inputs; displayed values and growth are calculated: Perfect binding is listed at USD xx.xx-xx.xx per book. The lower endpoint is the model's basic-binding comparator, not a measured worldwide realization.

19. How Much Does It Cost to Print a Book? - QinPrinting
    - Evidence informing base-year allocation inputs; displayed values and growth are calculated: The supplier's delivered xx.xx-page, xx.xx-copy color-book examples list USD xx.xx for softcover and USD xx.xx for hardcover. They provide a commercial-run countercheck, with delivery and product differences preventing direct substitution.
    - Evidence informing forecast-year allocation inputs; displayed values and growth are calculated: The supplier's delivered xx.xx-page, xx.xx-copy color-book examples list USD xx.xx for softcover and USD xx.xx for hardcover. They provide a commercial-run countercheck, with delivery and product differences preventing direct substitution.
    - Evidence informing base-year allocation inputs; displayed values and growth are calculated: The smaller hardcover premium in this offset example qualifies extrapolation of the full POD hardcover increment into binding revenue.
    - Evidence informing forecast-year allocation inputs; displayed values and growth are calculated: The smaller hardcover premium in this offset example qualifies extrapolation of the full POD hardcover increment into binding revenue.
    - Evidence informing base-year allocation inputs; displayed values and growth are calculated: Comparable hardcover and softcover quotations constrain the assumed relative manufacturing realization after scope adjustments.
    - Evidence informing forecast-year allocation inputs; displayed values and growth are calculated: Comparable hardcover and softcover quotations constrain the assumed relative manufacturing realization after scope adjustments.
    - Evidence informing base-year allocation inputs; displayed values and growth are calculated: Softcover prices provide a commercial comparison, not a historical global average.
    - Evidence informing forecast-year allocation inputs; displayed values and growth are calculated: Softcover prices provide a commercial comparison, not a historical global average.
    - Evidence informing base-year allocation inputs; displayed values and growth are calculated: Board-book quotations constrain the assumed production receipt; delivery and duties require adjustment.
    - Evidence informing forecast-year allocation inputs; displayed values and growth are calculated: Board-book quotations constrain the assumed production receipt; delivery and duties require adjustment.
    - Evidence informing base-year allocation inputs; displayed values and growth are calculated: Mechanical-binding quotations constrain the unit-receipt assumption, not incidence.
    - Evidence informing forecast-year allocation inputs; displayed values and growth are calculated: Mechanical-binding quotations constrain the unit-receipt assumption, not incidence.
    - Evidence informing base-year allocation inputs; displayed values and growth are calculated: Short-booklet quotations constrain the lower realization used for eligible saddle-stitched books.
    - Evidence informing forecast-year allocation inputs; displayed values and growth are calculated: Short-booklet quotations constrain the lower realization used for eligible saddle-stitched books.
20. Book Wrap Mailers / Book Boxes - Packaging ONE
    - Evidence informing base-year allocation inputs; displayed values and growth are calculated: The manufacturer lists MP2 book mailers at GBP xx.xx each for xx.xx packs of xx.xx excluding VAT. The converted unit price supplies the packaging-creation value proxy, not a global average or a historical quote.
    - Evidence informing forecast-year allocation inputs; displayed values and growth are calculated: The manufacturer lists MP2 book mailers at GBP xx.xx each for xx.xx packs of xx.xx excluding VAT. The converted unit price supplies the packaging-creation value proxy, not a global average or a historical quote.
    - Evidence informing base-year allocation inputs; displayed values and growth are calculated: The enclosure price forms the other side of the creation-versus-packing ratio. One comparable enclosure per packing unit is an explicit activity-matching assumption.
    - Evidence informing forecast-year allocation inputs; displayed values and growth are calculated: The enclosure price forms the other side of the creation-versus-packing ratio. One comparable enclosure per packing unit is an explicit activity-matching assumption.

21. Optional Book Publishing Services - InstantPublisher
    - Evidence informing base-year allocation inputs; displayed values and growth are calculated: The provider lists layout/typesetting at USD xx.xx per page with a USD xx.xx minimum. This supports the preparation-spending feasibility check, with purchase incidence and copies per job remaining assumptions.
    - Evidence informing forecast-year allocation inputs; displayed values and growth are calculated: The provider lists layout/typesetting at USD xx.xx per page with a USD xx.xx minimum. This supports the preparation-spending feasibility check, with purchase incidence and copies per job remaining assumptions.
    - Evidence informing base-year allocation inputs; displayed values and growth are calculated: Individual shrink-wrapping is listed at USD xx.xx each plus USD xx.xx setup. Amortizing setup over an assumed xx.xx copies gives the USD xx.xx packing comparator.
    - Evidence informing forecast-year allocation inputs; displayed values and growth are calculated: Individual shrink-wrapping is listed at USD xx.xx each plus USD xx.xx setup. Amortizing setup over an assumed xx.xx copies gives the USD xx.xx packing comparator.
22. How Does Merchant Pricing Work for Ecommerce Stores? - Lulu Direct
    - Evidence informing base-year allocation inputs; displayed values and growth are calculated: The September 2026 merchant-pricing explanation identifies a USD xx.xx fulfillment fee and separates merchant retail receipts from payments for supplier production, shipping and taxes. The fee is a contemporary feasibility comparator, not verified 2025 penetration or a future charge.
    - Evidence informing forecast-year allocation inputs; displayed values and growth are calculated: The September 2026 merchant-pricing explanation identifies a USD xx.xx fulfillment fee and separates merchant retail receipts from payments for supplier production, shipping and taxes. The fee is a contemporary feasibility comparator, not verified 2025 penetration or a future charge.
    - Evidence informing base-year allocation inputs; displayed values and growth are calculated: Merchant retail receipts are separate from payments for printing and fulfillment. The current page lists a USD xx.xx fulfillment fee, with shipping and taxes separately calculated. This supports the service-value boundary, not a historical average fee or global order volume.
    - Evidence informing forecast-year allocation inputs; displayed values and growth are calculated: Merchant retail receipts are separate from payments for printing and fulfillment. The current page lists a USD xx.xx fulfillment fee, with shipping and taxes separately calculated. This supports the service-value boundary, not a historical average fee or global order volume.
    - Evidence informing base-year allocation inputs; displayed values and growth are calculated: Lulu identifies separate retail and production/fulfillment transactions and a USD xx.xx fulfillment fee. This supports excluding merchant retail margins from production-service value and avoiding automatic procurement-channel classification from the storefront.
    - Evidence informing forecast-year allocation inputs; displayed values and growth are calculated: Lulu identifies separate retail and production/fulfillment transactions and a USD xx.xx fulfillment fee. This supports excluding merchant retail margins from production-service value and avoiding automatic procurement-channel classification from the storefront.

23. AAP December 2025 StatShot Report

- Evidence informing base-year allocation inputs; displayed values and growth are calculated: The primary monthly reporting panel's full-year 2025 trade figures show paperback revenue down xx.xx%. This qualifies broad physical-book growth assumptions and supplies directional mix evidence only.
- Evidence informing forecast-year allocation inputs; displayed values and growth are calculated: The primary monthly reporting panel's full-year 2025 trade figures show paperback revenue down xx.xx%. This qualifies broad physical-book growth assumptions and supplies directional mix evidence only.
- Evidence informing base-year allocation inputs; displayed values and growth are calculated: The same approximately xx.xx-publisher panel shows hardcover revenue up xx.xx%. It supports a modest premium-mix hypothesis but neither measures global binding spending nor proves the forecast.
- Evidence informing forecast-year allocation inputs; displayed values and growth are calculated: The same approximately xx.xx-publisher panel shows hardcover revenue up xx.xx%. It supports a modest premium-mix hypothesis but neither measures global binding spending nor proves the forecast.
- Evidence informing base-year allocation inputs; displayed values and growth are calculated: Direct-participant 2025 hardback revenue of approximately USD xx.xx anchors the adjusted conventional-format model; it is not printing revenue or a global share.
- Evidence informing forecast-year allocation inputs; displayed values and growth are calculated: Direct-participant 2025 hardback revenue of approximately USD xx.xx anchors the adjusted conventional-format model; it is not printing revenue or a global share.
- Evidence informing base-year allocation inputs; displayed values and growth are calculated: Reported paperback revenue of approximately USD xx.xx plus USD xx.xx mass-market revenue supplies the comparison input. Reported annual movements qualify the forecast starting mix, not its future persistence.
- Evidence informing forecast-year allocation inputs; displayed values and growth are calculated: Reported paperback revenue of approximately USD xx.xx plus USD xx.xx mass-market revenue supplies the comparison input. Reported annual movements qualify the forecast starting mix, not its future persistence.
- Evidence informing base-year allocation inputs; displayed values and growth are calculated: Direct publisher-sample religious and trade physical-format receipts provide a category-intensity proxy, subject to explicit geographic and coverage adjustments.
- Evidence informing forecast-year allocation inputs; displayed values and growth are calculated: Direct publisher-sample religious and trade physical-format receipts provide a category-intensity proxy, subject to explicit geographic and coverage adjustments.
- Evidence informing base-year allocation inputs; displayed values and growth are calculated: Reported professional-book receipts and their 2025 decline challenge assumptions of automatic growth from recurring reference relationships.
- Evidence informing forecast-year allocation inputs; displayed values and growth are calculated: Reported professional-book receipts and their 2025 decline challenge assumptions of automatic growth from recurring reference relationships.

24. Print and Associated Services Framework - Lot 1 Buyer Guide: Framework Objectives
    - Evidence informing base-year allocation inputs; displayed values and growth are calculated: The public purchasing framework separately specifies production-management advice. It establishes a purchased responsibility but not a global fee rate or permission to count subcontract pass-through as retained revenue.
    - Evidence informing forecast-year allocation inputs; displayed values and growth are calculated: The public purchasing framework separately specifies production-management advice. It establishes a purchased responsibility but not a global fee rate or permission to count subcontract pass-through as retained revenue.
    - Evidence informing base-year allocation inputs; displayed values and growth are calculated: The framework also specifies finished-goods stock holding and call-off, with required holding costs included in the print-job price. This supports allocating embedded production-linked fulfillment rather than restricting the category to standalone invoices.
    - Evidence informing forecast-year allocation inputs; displayed values and growth are calculated: The framework also specifies finished-goods stock holding and call-off, with required holding costs included in the print-job price. This supports allocating embedded production-linked fulfillment rather than restricting the category to standalone invoices.
    - Evidence informing base-year allocation inputs; displayed values and growth are calculated: Finished goods may be held for call-off, with storage included in the print job where required. This supports consolidated releases as a production-linked arrangement without assuming every release is an individual order.
    - Evidence informing forecast-year allocation inputs; displayed values and growth are calculated: Finished goods may be held for call-off, with storage included in the print job where required. This supports consolidated releases as a production-linked arrangement without assuming every release is an individual order.
    - Evidence informing base-year allocation inputs; displayed values and growth are calculated: Contractors maintain designated distribution lists, deliver to nominated addresses and receive job-specific copy allocations, supporting the modeled list-delivery category.
    - Evidence informing forecast-year allocation inputs; displayed values and growth are calculated: Contractors maintain designated distribution lists, deliver to nominated addresses and receive job-specific copy allocations, supporting the modeled list-delivery category.
    - Evidence informing base-year allocation inputs; displayed values and growth are calculated: The coexistence of stock holding, call-off and distribution-list obligations supports separating production trigger from fulfillment responsibility; call-off alone does not establish transaction-level fulfillment.
    - Evidence informing forecast-year allocation inputs; displayed values and growth are calculated: The coexistence of stock holding, call-off and distribution-list obligations supports separating production trigger from fulfillment responsibility; call-off alone does not establish transaction-level fulfillment.

25. Frequently Asked Questions - IngramSpark
    - Evidence informing base-year allocation inputs; displayed values and growth are calculated: IngramSpark states that it does not provide editing, typesetting or design services. This counterexample prevents treating all platform manufacturing commissions as purchases of professional preparation services.
    - Evidence informing forecast-year allocation inputs; displayed values and growth are calculated: IngramSpark states that it does not provide editing, typesetting or design services. This counterexample prevents treating all platform manufacturing commissions as purchases of professional preparation services.
    - Evidence informing base-year allocation inputs; displayed values and growth are calculated: The provider permits nonexclusive sourcing when the customer owns its ISBN and does not offer editing, typesetting or design. These terms constrain the author service boundary, not adoption or revenue growth.
    - Evidence informing forecast-year allocation inputs; displayed values and growth are calculated: The provider permits nonexclusive sourcing when the customer owns its ISBN and does not offer editing, typesetting or design. These terms constrain the author service boundary, not adoption or revenue growth.
    - Evidence informing base-year allocation inputs; displayed values and growth are calculated: IngramSpark permits nonexclusive use of other printers, distributors and fulfillment providers when publishers own their ISBN. This establishes an alternative-sourcing option, not observed switching or a numerical channel allocation.
    - Evidence informing forecast-year allocation inputs; displayed values and growth are calculated: IngramSpark permits nonexclusive use of other printers, distributors and fulfillment providers when publishers own their ISBN. This establishes an alternative-sourcing option, not observed switching or a numerical channel allocation.
26. Packaging Printing & Production - Imago Group
    - Evidence informing base-year allocation inputs; displayed values and growth are calculated: The supplier identifies book slipcases, clamshell cases, tray-and-lid constructions and multicomponent publisher packaging. This supports the enclosure-production boundary and the limitation of a simple mailer-price proxy; it does not supply sales weights.
    - Evidence informing forecast-year allocation inputs; displayed values and growth are calculated: The supplier identifies book slipcases, clamshell cases, tray-and-lid constructions and multicomponent publisher packaging. This supports the enclosure-production boundary and the limitation of a simple mailer-price proxy; it does not supply sales weights.
27. Services - Bridgeport National Bindery
    - Evidence informing base-year allocation inputs; displayed values and growth are calculated: The short-run book-production portfolio separately lists shrink-wrapping and set packing. It establishes commercial packing activity distinct from enclosure manufacture and binding, without measuring its revenue.
    - Evidence informing forecast-year allocation inputs; displayed values and growth are calculated: The short-run book-production portfolio separately lists shrink-wrapping and set packing. It establishes commercial packing activity distinct from enclosure manufacture and binding, without measuring its revenue.
28. Terms and Conditions - CPI Print Germany
    - Evidence informing base-year allocation inputs; displayed values and growth are calculated: Published terms distinguish ex-works production prices from packaging, freight and postage and reserve specified input-cost adjustment rights. They support comparable-scope valuation but do not establish realized inflation.
    - Evidence informing forecast-year allocation inputs; displayed values and growth are calculated: Published terms distinguish ex-works production prices from packaging, freight and postage and reserve specified input-cost adjustment rights. They support comparable-scope valuation but do not establish realized inflation.
    - Evidence informing base-year allocation inputs; displayed values and growth are calculated: Separate treatment of forwarding and storage responsibilities supports the eligible production-linked service boundary; contractual rights do not prove the assumed future fee-growth rate.
    - Evidence informing forecast-year allocation inputs; displayed values and growth are calculated: Separate treatment of forwarding and storage responsibilities supports the eligible production-linked service boundary; contractual rights do not prove the assumed future fee-growth rate.

29. ONIX Codelists Issue 75 - List 150: Product Form
    - Evidence informing base-year allocation inputs; displayed values and growth are calculated: BB identifies hardback/cased books.
    - Evidence informing forecast-year allocation inputs; displayed values and growth are calculated: BB identifies hardback/cased books.
    - Evidence informing base-year allocation inputs; displayed values and growth are calculated: BC identifies paperback/softback books.
    - Evidence informing forecast-year allocation inputs; displayed values and growth are calculated: BC identifies paperback/softback books.
    - Evidence informing base-year allocation inputs; displayed values and growth are calculated: BH distinguishes board-page books from conventional books with rigid covers.
    - Evidence informing forecast-year allocation inputs; displayed values and growth are calculated: BH distinguishes board-page books from conventional books with rigid covers.
    - Evidence informing base-year allocation inputs; displayed values and growth are calculated: BE groups spiral, comb and coil forms.
    - Evidence informing forecast-year allocation inputs; displayed values and growth are calculated: BE groups spiral, comb and coil forms.
    - Evidence informing base-year allocation inputs; displayed values and growth are calculated: BD identifies loose-leaf books.
    - Evidence informing forecast-year allocation inputs; displayed values and growth are calculated: BD identifies loose-leaf books.
    - Evidence informing base-year allocation inputs; displayed values and growth are calculated: BF includes stapled short books; nonbook uses are excluded from the model.
    - Evidence informing forecast-year allocation inputs; displayed values and growth are calculated: BF includes stapled short books; nonbook uses are excluded from the model.
    - Evidence informing base-year allocation inputs; displayed values and growth are calculated: BL recognizes slide-bound books without measuring current sales.
    - Evidence informing forecast-year allocation inputs; displayed values and growth are calculated: BL recognizes slide-bound books without measuring current sales.
    - Evidence informing base-year allocation inputs; displayed values and growth are calculated: BO recognizes continuous concertina-fold books; nonbook charts are excluded.
    - Evidence informing forecast-year allocation inputs; displayed values and growth are calculated: BO recognizes continuous concertina-fold books; nonbook charts are excluded.
    - Evidence informing base-year allocation inputs; displayed values and growth are calculated: BI identifies textile-page books, not cloth-covered paper books.
    - Evidence informing forecast-year allocation inputs; displayed values and growth are calculated: BI identifies textile-page books, not cloth-covered paper books.
    - Evidence informing base-year allocation inputs; displayed values and growth are calculated: BJ identifies waterproof bath-book forms.
    - Evidence informing forecast-year allocation inputs; displayed values and growth are calculated: BJ identifies waterproof bath-book forms.
    - Evidence informing base-year allocation inputs; displayed values and growth are calculated: BP identifies foam-page and foam-cover books.
    - Evidence informing forecast-year allocation inputs; displayed values and growth are calculated: BP identifies foam-page and foam-cover books.

30. Thomson Reuters - Fourth-Quarter and Full-Year 2025 Results
    - Evidence informing base-year allocation inputs; displayed values and growth are calculated: Global Print revenue and contraction constrain professional-print scale and substitution direction; content receipts are not treated as loose-leaf service revenue.
    - Evidence informing forecast-year allocation inputs; displayed values and growth are calculated: Global Print revenue and contraction constrain professional-print scale and substitution direction; content receipts are not treated as loose-leaf service revenue.
31. Lulu - Discontinuing Saddle Stitch in Global Distribution
    - Evidence informing base-year allocation inputs; displayed values and growth are calculated: Provider-specific wholesale distribution restrictions establish a channel constraint, not a global sales weight or measured forecast decline.
    - Evidence informing forecast-year allocation inputs; displayed values and growth are calculated: Provider-specific wholesale distribution restrictions establish a channel constraint, not a global sales weight or measured forecast decline.
32. MAGACOPY Sofia - Copying and Printing Prices
    - Evidence informing base-year allocation inputs; displayed values and growth are calculated: A current EUR xx.xx binding-only charge establishes a live commercial service and a price-scope comparison; full-book USD receipts and incidence remain assumed.
    - Evidence informing forecast-year allocation inputs; displayed values and growth are calculated: A current EUR xx.xx binding-only charge establishes a live commercial service and a price-scope comparison; full-book USD receipts and incidence remain assumed.
33. Imago Group - Spotlight on Children's Books for National Young Readers Week
    - Evidence informing base-year allocation inputs; displayed values and growth are calculated: The company's children's portfolio supports board-book commercial classification, not order volumes.
    - Evidence informing forecast-year allocation inputs; displayed values and growth are calculated: The company's children's portfolio supports board-book commercial classification, not order volumes.
    - Evidence informing base-year allocation inputs; displayed values and growth are calculated: Cloth-book offerings support the textile-page category premise, not its modeled incidence.
    - Evidence informing forecast-year allocation inputs; displayed values and growth are calculated: Cloth-book offerings support the textile-page category premise, not its modeled incidence.
    - Evidence informing base-year allocation inputs; displayed values and growth are calculated: Bath-book offerings support a separate commercial category; sales and service receipts are undisclosed.
    - Evidence informing forecast-year allocation inputs; displayed values and growth are calculated: Bath-book offerings support a separate commercial category; sales and service receipts are undisclosed.
34. Pegasus - My First Book of Shapes: EVA Foam Book
    - Evidence informing base-year allocation inputs; displayed values and growth are calculated: The dated 2025 product identifies foam pages and supports commercial-status and classification checks, not global volume or supplier realization.
    - Evidence informing forecast-year allocation inputs; displayed values and growth are calculated: The dated 2025 product identifies foam pages and supports commercial-status and classification checks, not global volume or supplier realization.

35. U.S. Consumer Product Safety Commission - Children's Books
    - Evidence informing base-year allocation inputs; displayed values and growth are calculated: Product classification and intended audience affect commercial compliance accountability; no numerical surcharge is inferred.
    - Evidence informing forecast-year allocation inputs; displayed values and growth are calculated: Product classification and intended audience affect commercial compliance accountability; no numerical surcharge is inferred.
    - Evidence informing base-year allocation inputs; displayed values and growth are calculated: The exemption boundary supports separate classification rather than assumed conventional-book treatment.
    - Evidence informing forecast-year allocation inputs; displayed values and growth are calculated: The exemption boundary supports separate classification rather than assumed conventional-book treatment.
    - Evidence informing base-year allocation inputs; displayed values and growth are calculated: Compliance classification is retained as an uncertainty, not an exclusion or measured price premium.
    - Evidence informing forecast-year allocation inputs; displayed values and growth are calculated: Compliance classification is retained as an uncertainty, not an exclusion or measured price premium.
    - Evidence informing base-year allocation inputs; displayed values and growth are calculated: Specialty construction does not itself establish ordinary-book exemption eligibility or market inactivity.
    - Evidence informing forecast-year allocation inputs; displayed values and growth are calculated: Specialty construction does not itself establish ordinary-book exemption eligibility or market inactivity.
36. Puget Bindery - Services
    - Evidence informing base-year allocation inputs; displayed values and growth are calculated: The provider identifies training manuals and reference guides as mechanical-binding applications, supporting the commissioning premise without measuring sales incidence.
    - Evidence informing forecast-year allocation inputs; displayed values and growth are calculated: The provider identifies training manuals and reference guides as mechanical-binding applications, supporting the commissioning premise without measuring sales incidence.
    - Evidence informing base-year allocation inputs; displayed values and growth are calculated: Lists commercial letterpress book plates and specialty inserts, supporting a component-service model rather than attribution of the entire book price.
    - Evidence informing forecast-year allocation inputs; displayed values and growth are calculated: Lists commercial letterpress book plates and specialty inserts, supporting a component-service model rather than attribution of the entire book price.
    - Evidence informing base-year allocation inputs; displayed values and growth are calculated: The bindery identifies commercial printers, publishers and corporate print buyers as customers and excludes direct-to-consumer sales. This supports trade-purchasing attribution but supplies no sales percentage.
    - Evidence informing forecast-year allocation inputs; displayed values and growth are calculated: The bindery identifies commercial printers, publishers and corporate print buyers as customers and excludes direct-to-consumer sales. This supports trade-purchasing attribution but supplies no sales percentage.

37. ONIX Codelists Issue 75 - List 80: Product Packaging Type
    - Evidence informing base-year allocation inputs; displayed values and growth are calculated: Separates single-item and multivolume slipcases; supplies classification, not sales weights.
    - Evidence informing forecast-year allocation inputs; displayed values and growth are calculated: Separates single-item and multivolume slipcases; supplies classification, not sales weights.
    - Evidence informing base-year allocation inputs; displayed values and growth are calculated: Distinguishes lidded boxes from slipcase-style boxed sets.
    - Evidence informing forecast-year allocation inputs; displayed values and growth are calculated: Distinguishes lidded boxes from slipcase-style boxed sets.
    - Evidence informing base-year allocation inputs; displayed values and growth are calculated: Open-ended wraparound sleeves are distinct from enclosed wrapping.
    - Evidence informing forecast-year allocation inputs; displayed values and growth are calculated: Open-ended wraparound sleeves are distinct from enclosed wrapping.
    - Evidence informing base-year allocation inputs; displayed values and growth are calculated: Recognizes envelope-like slip-sleeves and wallets or folders.
    - Evidence informing forecast-year allocation inputs; displayed values and growth are calculated: Recognizes envelope-like slip-sleeves and wallets or folders.
    - Evidence informing base-year allocation inputs; displayed values and growth are calculated: Recognizes pouch and bag packaging independently.
    - Evidence informing forecast-year allocation inputs; displayed values and growth are calculated: Recognizes pouch and bag packaging independently.
    - Evidence informing base-year allocation inputs; displayed values and growth are calculated: Separately recognizes shrink-wrapped products and bundles.
    - Evidence informing forecast-year allocation inputs; displayed values and growth are calculated: Separately recognizes shrink-wrapped products and bundles.
    - Evidence informing base-year allocation inputs; displayed values and growth are calculated: Defines formed-plastic clamshells and card-backed blister packaging as distinct constructions.
    - Evidence informing forecast-year allocation inputs; displayed values and growth are calculated: Defines formed-plastic clamshells and card-backed blister packaging as distinct constructions.
    - Evidence informing base-year allocation inputs; displayed values and growth are calculated: Explicitly recognizes book browse-prevention closures.
    - Evidence informing forecast-year allocation inputs; displayed values and growth are calculated: Explicitly recognizes book browse-prevention closures.

38. U.S. Government Publishing Office - Program 827-S: Federal Aviation Administration Books, Contract Pricing and Specifications

- Evidence informing base-year allocation inputs; displayed values and growth are calculated: Historical evaluation quantities provide a container-heavy institutional purchasing counterexample, not global shipment shares.
- Evidence informing forecast-year allocation inputs; displayed values and growth are calculated: Historical evaluation quantities provide a container-heavy institutional purchasing counterexample, not global shipment shares.
- Evidence informing base-year allocation inputs; displayed values and growth are calculated: Separately identifies kraft-envelope packing within the book procurement.
- Evidence informing forecast-year allocation inputs; displayed values and growth are calculated: Separately identifies kraft-envelope packing within the book procurement.
- Evidence informing base-year allocation inputs; displayed values and growth are calculated: Identifies cushioned shipping bags as an eligible book-order enclosure.
- Evidence informing forecast-year allocation inputs; displayed values and growth are calculated: Identifies cushioned shipping bags as an eligible book-order enclosure.
- Evidence informing base-year allocation inputs; displayed values and growth are calculated: Includes wrapped shipping bundles as an alternative purchasing configuration.
- Evidence informing forecast-year allocation inputs; displayed values and growth are calculated: Includes wrapped shipping bundles as an alternative purchasing configuration.
- Evidence informing base-year allocation inputs; displayed values and growth are calculated: Requires packing and filler separately from the external enclosure.
- Evidence informing forecast-year allocation inputs; displayed values and growth are calculated: Requires packing and filler separately from the external enclosure.
- Evidence informing base-year allocation inputs; displayed values and growth are calculated: Identifies closure tape and securing straps independently of container construction.
- Evidence informing forecast-year allocation inputs; displayed values and growth are calculated: Identifies closure tape and securing straps independently of container construction.

39. U.S. Government Publishing Office - Print Order Form 2511 Instructions

- Evidence informing base-year allocation inputs; displayed values and growth are calculated: Specifies paper-banded sets separately from shrink-wrapped sets.
- Evidence informing forecast-year allocation inputs; displayed values and growth are calculated: Specifies paper-banded sets separately from shrink-wrapped sets.
- Evidence informing base-year allocation inputs; displayed values and growth are calculated: Describes shrink-wrapped units nested within cartons, supporting component attribution.
- Evidence informing forecast-year allocation inputs; displayed values and growth are calculated: Describes shrink-wrapped units nested within cartons, supporting component attribution.
- Evidence informing base-year allocation inputs; displayed values and growth are calculated: Distinguishes internal packaging, container quantities and pallet requirements.
- Evidence informing forecast-year allocation inputs; displayed values and growth are calculated: Distinguishes internal packaging, container quantities and pallet requirements.
- Evidence informing base-year allocation inputs; displayed values and growth are calculated: The instructions distinguish nominated delivery addresses and warehouse receiving arrangements, supporting the receiving-point attribution premise, not an observed consolidated market share.
- Evidence informing forecast-year allocation inputs; displayed values and growth are calculated: The instructions distinguish nominated delivery addresses and warehouse receiving arrangements, supporting the receiving-point attribution premise, not an observed consolidated market share.
- Evidence informing base-year allocation inputs; displayed values and growth are calculated: Supplemental distribution lists accommodate multiple destinations, supporting the distinction between preallocated destination delivery and a single receiving-point handoff.
- Evidence informing forecast-year allocation inputs; displayed values and growth are calculated: Supplemental distribution lists accommodate multiple destinations, supporting the distinction between preallocated destination delivery and a single receiving-point handoff.
- Evidence informing base-year allocation inputs; displayed values and growth are calculated: GPO specifies black interior inks separately from cover inks, supporting the monochrome classification and underlying-book attribution premise, not its modeled sales weight. ([gpo.gov](https://www.gpo.gov/docs/default-source/forms-standards-pdf-files/2511_instructions.pdf))
- Evidence informing forecast-year allocation inputs; displayed values and growth are calculated: GPO specifies black interior inks separately from cover inks, supporting the monochrome classification and underlying-book attribution premise, not its modeled sales weight. ([gpo.gov](https://www.gpo.gov/docs/default-source/forms-standards-pdf-files/2511_instructions.pdf))
- Evidence informing base-year allocation inputs; displayed values and growth are calculated: Designated Pantone specifications are recognized for interior inks, supporting a separate spot-color commercial category without measuring its share. ([gpo.gov](https://www.gpo.gov/docs/default-source/forms-standards-pdf-files/2511_instructions.pdf))
- Evidence informing forecast-year allocation inputs; displayed values and growth are calculated: Designated Pantone specifications are recognized for interior inks, supporting a separate spot-color commercial category without measuring its share. ([gpo.gov](https://www.gpo.gov/docs/default-source/forms-standards-pdf-files/2511_instructions.pdf))
- Evidence informing base-year allocation inputs; displayed values and growth are calculated: Four-color process is identified as full color for interior pages; cover color is separately specified. This supports classification at both modeled anchors. ([gpo.gov](https://www.gpo.gov/docs/default-source/forms-standards-pdf-files/2511_instructions.pdf))
- Evidence informing forecast-year allocation inputs; displayed values and growth are calculated: Four-color process is identified as full color for interior pages; cover color is separately specified. This supports classification at both modeled anchors. ([gpo.gov](https://www.gpo.gov/docs/default-source/forms-standards-pdf-files/2511_instructions.pdf))

40. GPOExpress Program Pricing Guide - November 2024
    - Evidence informing base-year allocation inputs; displayed values and growth are calculated: USD xx.xx hand folding provides a handling-cost comparison; the complete band realization remains modeled.
    - Evidence informing forecast-year allocation inputs; displayed values and growth are calculated: USD xx.xx hand folding provides a handling-cost comparison; the complete band realization remains modeled.
    - Evidence informing base-year allocation inputs; displayed values and growth are calculated: USD xx.xx per shrink wrap anchors a small-run comparison, not the assumed global realization.
    - Evidence informing forecast-year allocation inputs; displayed values and growth are calculated: USD xx.xx per shrink wrap anchors a small-run comparison, not the assumed global realization.
    - Evidence informing base-year allocation inputs; displayed values and growth are calculated: USD xx.xx auxiliary insertion supplies a handling-price comparison, not protective-material sales.
    - Evidence informing forecast-year allocation inputs; displayed values and growth are calculated: USD xx.xx auxiliary insertion supplies a handling-price comparison, not protective-material sales.
41. Hardcover Book Protection: Dust Jackets or Slipcases?
    - Evidence informing base-year allocation inputs; displayed values and growth are calculated: Own-product EXW slipcase prices of USD xx.xx, USD xx.xx and USD xx.xx at xx.xx xx.xx and xx.xx units constrain relative realizations.
    - Evidence informing forecast-year allocation inputs; displayed values and growth are calculated: Own-product EXW slipcase prices of USD xx.xx, USD xx.xx and USD xx.xx at xx.xx xx.xx and xx.xx units constrain relative realizations.
42. Book Printing Cost in China: How Printing Prices Are Calculated
    - Evidence informing base-year allocation inputs; displayed values and growth are calculated: Approximately USD xx.xx per export carton including basic packing materials constrains the bulk-package budget; the container allocation is modeled.
    - Evidence informing forecast-year allocation inputs; displayed values and growth are calculated: Approximately USD xx.xx per export carton including basic packing materials constrains the bulk-package budget; the container allocation is modeled.
    - Evidence informing base-year allocation inputs; displayed values and growth are calculated: The inclusive carton quotation constrains combined spending; its cushioning split is assumed.
    - Evidence informing forecast-year allocation inputs; displayed values and growth are calculated: The inclusive carton quotation constrains combined spending; its cushioning split is assumed.
    - Evidence informing base-year allocation inputs; displayed values and growth are calculated: The inclusive carton quotation constrains combined spending; its closure split is assumed.
    - Evidence informing forecast-year allocation inputs; displayed values and growth are calculated: The inclusive carton quotation constrains combined spending; its closure split is assumed.
43. Make Believe Ideas - Independent Retail Catalog 2025
    - Evidence informing base-year allocation inputs; displayed values and growth are calculated: The 2025 catalog identifies activity books with cover-mounted blisters, establishing book-specific participation but not packaging revenue or volume.
    - Evidence informing forecast-year allocation inputs; displayed values and growth are calculated: The 2025 catalog identifies activity books with cover-mounted blisters, establishing book-specific participation but not packaging revenue or volume.
44. Bookmobile - Request Book Printing Quotes the Right Way to Save Money
    - Evidence informing base-year allocation inputs; displayed values and growth are calculated: The printer's bookstore-oriented purchasing guidance cautions against universal shrink-wrap attachment.
    - Evidence informing forecast-year allocation inputs; displayed values and growth are calculated: The printer's bookstore-oriented purchasing guidance cautions against universal shrink-wrap attachment.

45. Digital Book Printing - Bookmobile
    - Evidence informing base-year allocation inputs; displayed values and growth are calculated: The current book-production portfolio separately offers poly bags, supporting commercial category participation rather than a sales weight.
    - Evidence informing forecast-year allocation inputs; displayed values and growth are calculated: The current book-production portfolio separately offers poly bags, supporting commercial category participation rather than a sales weight.
    - Evidence informing base-year allocation inputs; displayed values and growth are calculated: The current portfolio offers shrink-wrap independently of other finishing options.
    - Evidence informing forecast-year allocation inputs; displayed values and growth are calculated: The current portfolio offers shrink-wrap independently of other finishing options.
46. Sell Books on Shopify - Lulu
    - Evidence informing forecast-year allocation inputs; displayed values and growth are calculated: The offered storefront-to-print-and-ship route supports an accessible production-linked parcel channel, not assumed demand.
    - Evidence informing forecast-year allocation inputs; displayed values and growth are calculated: Direct fulfillment availability supports the parcel-use scenario without establishing envelope mix.
    - Evidence informing forecast-year allocation inputs; displayed values and growth are calculated: Direct fulfillment availability supports the parcel-use scenario without establishing bag mix.
47. European Commission - New EU Rules on Packaging Enter into Application
    - Evidence informing forecast-year allocation inputs; displayed values and growth are calculated: Regional packaging minimization supports a directional right-sizing premise, not a measured global box-price effect.
    - Evidence informing forecast-year allocation inputs; displayed values and growth are calculated: Waste-reduction requirements inform the bounded substitution scenario; they do not quantify band adoption.
    - Evidence informing forecast-year allocation inputs; displayed values and growth are calculated: Regional circularity requirements inform lower lightweight-bag exposure without implying a global book-bag ban.
    - Evidence informing forecast-year allocation inputs; displayed values and growth are calculated: Material substitution remains partly internal to the combined film-and-paper category.
    - Evidence informing forecast-year allocation inputs; displayed values and growth are calculated: Regional recyclability pressure informs the niche substitution scenario, not an observed blister-sales decline.
    - Evidence informing forecast-year allocation inputs; displayed values and growth are calculated: Empty-space reduction provides a directional premise for lower cushioning allowance per individual box.
48. Digital Printing - U.S. Government Publishing Office
    - Evidence informing base-year allocation inputs; displayed values and growth are calculated: Procurement examples allow offset or digital alternatives while restricting some digital variants, supporting an acceptance- and run-mix model rather than a universal quality ranking. This is a modeling premise, not an observed process share.
    - Evidence informing forecast-year allocation inputs; displayed values and growth are calculated: Procurement examples allow offset or digital alternatives while restricting some digital variants, supporting an acceptance- and run-mix model rather than a universal quality ranking. This is a modeling premise, not an observed process share.
    - Evidence informing base-year allocation inputs; displayed values and growth are calculated: The purchasing guidance supports conditional digital substitution, not unrestricted interchangeability or an observed forecast allocation.
    - Evidence informing forecast-year allocation inputs; displayed values and growth are calculated: The purchasing guidance supports conditional digital substitution, not unrestricted interchangeability or an observed forecast allocation.

49. Clays demonstrate dedication to digital investment
    - Evidence informing base-year allocation inputs; displayed values and growth are calculated: Reports xx.xx books annually and xx.xx books of digital capacity in an older investment statement; this constrains scale but is not a 2025 realized output mix.
    - Evidence informing forecast-year allocation inputs; displayed values and growth are calculated: Reports xx.xx books annually and xx.xx books of digital capacity in an older investment statement; this constrains scale but is not a 2025 realized output mix.
    - Evidence informing base-year allocation inputs; displayed values and growth are calculated: The company's inkjet investment supports an existing book-production application and a conditional adoption premise, not a quantified global forecast.
    - Evidence informing forecast-year allocation inputs; displayed values and growth are calculated: The company's inkjet investment supports an existing book-production application and a conditional adoption premise, not a quantified global forecast.
    - Evidence informing base-year allocation inputs; displayed values and growth are calculated: The capacity/output comparison is a limited commercial check on continued conventional book production, not a direct offset revenue observation.
    - Evidence informing forecast-year allocation inputs; displayed values and growth are calculated: The capacity/output comparison is a limited commercial check on continued conventional book production, not a direct offset revenue observation.
50. ISO/TC 130 - Guidelines for Using Print Production Standards, Version 1.0, 2019
    - Evidence informing base-year allocation inputs; displayed values and growth are calculated: Distinguishes packaging use cases and printing processes, supporting allocation of gravure to book-associated components rather than the full value of a book.
    - Evidence informing forecast-year allocation inputs; displayed values and growth are calculated: Distinguishes packaging use cases and printing processes, supporting allocation of gravure to book-associated components rather than the full value of a book.
    - Evidence informing base-year allocation inputs; displayed values and growth are calculated: Identifies flexographic packaging applications; the book-specific spending budget and process coefficients remain modeled.
    - Evidence informing forecast-year allocation inputs; displayed values and growth are calculated: Identifies flexographic packaging applications; the book-specific spending budget and process coefficients remain modeled.
51. Premium Layflat Photo Books - PhotobookShop
    - Evidence informing base-year allocation inputs; displayed values and growth are calculated: Offers bound silver-halide photographic books and distinguishes them from digitally printed alternatives, supporting the model's separate photographic category rather than an observed sales weight.
    - Evidence informing forecast-year allocation inputs; displayed values and growth are calculated: Offers bound silver-halide photographic books and distinguishes them from digitally printed alternatives, supporting the model's separate photographic category rather than an observed sales weight.
52. The Cormac McCarthy Collection - The Folio Society
    - Evidence informing base-year allocation inputs; displayed values and growth are calculated: Documents screen-printed cloth covers on physical book editions, supporting component-level commercial attribution. It does not measure supplier component receipts or global uptake.
    - Evidence informing forecast-year allocation inputs; displayed values and growth are calculated: Documents screen-printed cloth covers on physical book editions, supporting component-level commercial attribution. It does not measure supplier component receipts or global uptake.

53. Risograph Digital Duplicator Order Form, 2026 - Minneapolis College of Art and Design
    - Evidence informing base-year allocation inputs; displayed values and growth are calculated: The 2026 institutional form recognizes Risograph book/booklet orders but excludes assembly. It supports a limited application boundary, not 2025 external commercial volume; internal institutional charges are excluded from the numerator.
    - Evidence informing forecast-year allocation inputs; displayed values and growth are calculated: The 2026 institutional form recognizes Risograph book/booklet orders but excludes assembly. It supports a limited application boundary, not 2025 external commercial volume; internal institutional charges are excluded from the numerator.
54. American Printing House - 2024 Annual Report
    - Evidence informing base-year allocation inputs; displayed values and growth are calculated: Fiscal 2024 product sales were USD xx.xx; braille publications represented xx.xx% of product sales; xx.xx braille volumes were produced. These inputs constrain an adjusted production-realization proxy, not a global market share.
    - Evidence informing base-year allocation inputs; displayed values and growth are calculated: The decline from xx.xx braille volumes in 2022 qualifies a uniform physical-demand growth assumption and informs the slower relative forecast activity weight.
    - Evidence informing forecast-year allocation inputs; displayed values and growth are calculated: Fiscal 2024 product sales were USD xx.xx; braille publications represented xx.xx% of product sales; xx.xx braille volumes were produced. These inputs constrain an adjusted production-realization proxy, not a global market share.
    - Evidence informing forecast-year allocation inputs; displayed values and growth are calculated: The decline from xx.xx braille volumes in 2022 qualifies a uniform physical-demand growth assumption and informs the slower relative forecast activity weight.
55. Kodak Moments Kiosk - Kodak Alaris
    - Evidence informing base-year allocation inputs; displayed values and growth are calculated: Advertises book-capable retail kiosk equipment and a photographic-printing portfolio. Used only as a commercial-route premise for the thermal working estimate, not as evidence of thermal book-service sales, utilization or the final share.
    - Evidence informing forecast-year allocation inputs; displayed values and growth are calculated: Advertises book-capable retail kiosk equipment and a photographic-printing portfolio. Used only as a commercial-route premise for the thermal working estimate, not as evidence of thermal book-service sales, utilization or the final share.
56. 二〇二一年全国新闻出版业基本情况
    - Evidence informing base-year allocation inputs; displayed values and growth are calculated: Official 2021 aggregate textbook output distinguishes school, tertiary and vocational/adult activity; historical volumes require value and global-scope adjustments.
    - Evidence informing forecast-year allocation inputs; displayed values and growth are calculated: Official 2021 aggregate textbook output distinguishes school, tertiary and vocational/adult activity; historical volumes require value and global-scope adjustments.
    - Evidence informing base-year allocation inputs; displayed values and growth are calculated: Secondary, primary and teaching-book aggregate sheet counts form the school activity weight.
    - Evidence informing forecast-year allocation inputs; displayed values and growth are calculated: Secondary, primary and teaching-book aggregate sheet counts form the school activity weight.
    - Evidence informing base-year allocation inputs; displayed values and growth are calculated: Tertiary textbook aggregate output supplies the higher-education activity input before an assumed relative-service-value adjustment.
    - Evidence informing forecast-year allocation inputs; displayed values and growth are calculated: Tertiary textbook aggregate output supplies the higher-education activity input before an assumed relative-service-value adjustment.
    - Evidence informing base-year allocation inputs; displayed values and growth are calculated: Vocational, adult and literacy textbook output supplies the corresponding historical activity input.
    - Evidence informing forecast-year allocation inputs; displayed values and growth are calculated: Vocational, adult and literacy textbook output supplies the corresponding historical activity input.

57. Music, printed or in manuscript imports by country, 2024 - World Integrated Trade Solution
    - Evidence informing base-year allocation inputs; displayed values and growth are calculated: Official HS xx.xx import observations constrain the music-publication value bridge; domestic supply, physical-book eligibility and the printing-service fraction remain modeled.
    - Evidence informing forecast-year allocation inputs; displayed values and growth are calculated: Official HS xx.xx import observations constrain the music-publication value bridge; domestic supply, physical-book eligibility and the printing-service fraction remain modeled.
58. Bloomsbury Publishing - 2024/25 Results Presentation
    - Evidence informing base-year allocation inputs; displayed values and growth are calculated: Separate Academic & Professional print, digital and rights/service receipts demonstrate the required physical-revenue boundary; company mix is not treated as global market share.
    - Evidence informing forecast-year allocation inputs; displayed values and growth are calculated: Separate Academic & Professional print, digital and rights/service receipts demonstrate the required physical-revenue boundary; company mix is not treated as global market share.
    - Evidence informing base-year allocation inputs; displayed values and growth are calculated: Observed physical academic publishing activity supports commercial applicability but does not verify the assumed global research/reference ratio.
    - Evidence informing forecast-year allocation inputs; displayed values and growth are calculated: Observed physical academic publishing activity supports commercial applicability but does not verify the assumed global research/reference ratio.
59. HDSB - RFSQ 26-013: Yearbook Software and Printing Services
    - Evidence informing base-year allocation inputs; displayed values and growth are calculated: The qualification notice establishes a commissioned yearbook scope including printing, binding and school delivery; it supplies no awarded value and is not used as a sales weight.
    - Evidence informing forecast-year allocation inputs; displayed values and growth are calculated: The qualification notice establishes a commissioned yearbook scope including printing, binding and school delivery; it supplies no awarded value and is not used as a sales weight.
    - Evidence informing base-year allocation inputs; displayed values and growth are calculated: The yearbook qualification notice restricts supply to prequalified vendors while permitting school bulk orders and individual ordering. It supports separating commissioning authority from ultimate payment, but discloses no fulfilled-order value.
    - Evidence informing forecast-year allocation inputs; displayed values and growth are calculated: The yearbook qualification notice restricts supply to prequalified vendors while permitting school bulk orders and individual ordering. It supports separating commissioning authority from ultimate payment, but discloses no fulfilled-order value.
    - Evidence informing base-year allocation inputs; displayed values and growth are calculated: The individual-ordering option establishes an attribution uncertainty relevant to the modeled household portion; it does not establish the assumed xx.xx% proportion.
    - Evidence informing forecast-year allocation inputs; displayed values and growth are calculated: The individual-ordering option establishes an attribution uncertainty relevant to the modeled household portion; it does not establish the assumed xx.xx% proportion.

60. U.S. Census Bureau - 2022 Economic Census, Books Printing Questionnaire MC-32312
    - Evidence informing base-year allocation inputs; displayed values and growth are calculated: The official printing questionnaire supports the distinction between textbook and general-book production; recognition is not treated as a revenue weight.
    - Evidence informing forecast-year allocation inputs; displayed values and growth are calculated: The official printing questionnaire supports the distinction between textbook and general-book production; recognition is not treated as a revenue weight.
    - Evidence informing base-year allocation inputs; displayed values and growth are calculated: Recognized coloring-book output supports treating recreational activity commissions separately from institutional textbooks according to purpose.
    - Evidence informing forecast-year allocation inputs; displayed values and growth are calculated: Recognized coloring-book output supports treating recreational activity commissions separately from institutional textbooks according to purpose.
61. Press Information Bureau - Department of School Education & Literacy, Year End Review 2024
    - Evidence informing base-year allocation inputs; displayed values and growth are calculated: The government review describes substantial NCERT physical-textbook activity, independently qualifying the physical-availability premise without establishing attributable supplier revenue.
    - Evidence informing forecast-year allocation inputs; displayed values and growth are calculated: The government review describes substantial NCERT physical-textbook activity, independently qualifying the physical-availability premise without establishing attributable supplier revenue.
62. 2022 North American Industry Classification System - United States
    - Evidence informing base-year allocation inputs; displayed values and growth are calculated: Dedicated book-publishing activity is separated from institutional primary activities and printing without publishing, constraining the Publishing Organizations numerator.
    - Evidence informing forecast-year allocation inputs; displayed values and growth are calculated: Dedicated book-publishing activity is separated from institutional primary activities and printing without publishing, constraining the Publishing Organizations numerator.
63. U.S. Census Bureau - Books Printing: 2002
    - Evidence informing base-year allocation inputs; displayed values and growth are calculated: Table xx.xx reports 2002 U.S. books-printing contract-work costs of USD xx.xx and shipments of USD xx.xx. Their ratio supplies a dated manufacturing-subcontract proxy, held constant within the forecast component.
    - Evidence informing forecast-year allocation inputs; displayed values and growth are calculated: Table xx.xx reports 2002 U.S. books-printing contract-work costs of USD xx.xx and shipments of USD xx.xx. Their ratio supplies a dated manufacturing-subcontract proxy, held constant within the forecast component.
    - Evidence informing base-year allocation inputs; displayed values and growth are calculated: The historical subcontract-cost input constrains the modeled transfer from publisher-origin commissioning to performing suppliers, without adding another gross contract value.
    - Evidence informing forecast-year allocation inputs; displayed values and growth are calculated: The historical subcontract-cost input constrains the modeled transfer from publisher-origin commissioning to performing suppliers, without adding another gross contract value.
64. Samfine Creation Holdings Group Limited - Form 20-F for the year ended December 31, 2025
    - Evidence informing base-year allocation inputs; displayed values and growth are calculated: The company reports USD xx.xx of 2025 book-product revenue and principally serves book traders that secure printing contracts and outsource production. This is a supplier-specific quantitative role check, not a Global allocation weight.
    - Evidence informing forecast-year allocation inputs; displayed values and growth are calculated: The company reports USD xx.xx of 2025 book-product revenue and principally serves book traders that secure printing contracts and outsource production. This is a supplier-specific quantitative role check, not a Global allocation weight.

65. Ministry of Education - NCERT and Amazon Letter of Engagement, October 7, 2024
    - Evidence informing base-year allocation inputs; displayed values and growth are calculated: The October xx.xx 2024 announcement targeted xx.xx NCERT books for academic 2025-xx.xx. This is a planned institutional activity anchor; realization, eligible receipts and subsequent growth are modeled separately.
    - Evidence informing forecast-year allocation inputs; displayed values and growth are calculated: The October xx.xx 2024 announcement targeted xx.xx NCERT books for academic 2025-xx.xx. This is a planned institutional activity anchor; realization, eligible receipts and subsequent growth are modeled separately.
66. Bangladesh e-GP - NCTB/TEXTBOOK/2025, Package GD.102_SEC_8.031
    - Evidence informing base-year allocation inputs; displayed values and growth are calculated: The government-funded procurement plan specifies xx.xx academic-2025 textbook copies and an estimated BDT xx.xx for printing, binding and supply. It constrains commercial order scale and local unit-budget plausibility, not realized annual revenue.
    - Evidence informing forecast-year allocation inputs; displayed values and growth are calculated: The government-funded procurement plan specifies xx.xx academic-2025 textbook copies and an estimated BDT xx.xx for printing, binding and supply. It constrains commercial order scale and local unit-budget plausibility, not realized annual revenue.
67. Students suffer as NCTB fails to deliver books - The Daily Star, January 17, 2025
    - Evidence informing base-year allocation inputs; displayed values and growth are calculated: The January xx.xx 2025 report corroborates the dated approximately xx.xx-copy textbook target and early-year delivery disruption. Target realization and supplier receipts remain modeled.
68. Secondary-level students: A new year without full set of books for many - The Daily Star, December 28, 2025
    - Evidence informing forecast-year allocation inputs; displayed values and growth are calculated: The December xx.xx 2025 report corroborates the approximately xx.xx-copy academic-2026 target and continued delivery slippage. It informs a normalization assumption, not an observed 2032 share.
69. Business Books - Print Professional, Custom Corporate Books | Blurb
    - Evidence informing base-year allocation inputs; displayed values and growth are calculated: The business-book offering includes organizational presentation and corporate-gift applications. It establishes an in-scope commissioning proposition, not the modeled global copy quantity or spending.
    - Evidence informing forecast-year allocation inputs; displayed values and growth are calculated: The business-book offering includes organizational presentation and corporate-gift applications. It establishes an in-scope commissioning proposition, not the modeled global copy quantity or spending.
70. How to Use Lulu to Support Your Nonprofit | Lulu
    - Evidence informing base-year allocation inputs; displayed values and growth are calculated: The platform permits an organization or charity to receive creator proceeds. This supports excluding beneficiary-only arrangements from nonprofit commissioning; it does not measure nonprofit printing purchases.
    - Evidence informing forecast-year allocation inputs; displayed values and growth are calculated: The platform permits an organization or charity to receive creator proceeds. This supports excluding beneficiary-only arrangements from nonprofit commissioning; it does not measure nonprofit printing purchases.

71. News Corp - Form 10-K for the fiscal year ended June 30, 2025
    - Evidence informing base-year allocation inputs; displayed values and growth are calculated: Fiscal 2025 consumer backlist revenue of xx.xx% and digital revenue of xx.xx% anchor the assumed physical-backlist bridge and its forecast starting model.
    - Evidence informing forecast-year allocation inputs; displayed values and growth are calculated: Fiscal 2025 consumer backlist revenue of xx.xx% and digital revenue of xx.xx% anchor the assumed physical-backlist bridge and its forecast starting model.
    - Evidence informing base-year allocation inputs; displayed values and growth are calculated: The disclosed backlist mix constrains recurring-title demand; its division into replenishment and POD remains modeled.
    - Evidence informing forecast-year allocation inputs; displayed values and growth are calculated: The disclosed backlist mix constrains recurring-title demand; its division into replenishment and POD remains modeled.
    - Evidence informing base-year allocation inputs; displayed values and growth are calculated: The complementary frontlist population supports the launch-stock cohort after physical-format adjustments.
    - Evidence informing forecast-year allocation inputs; displayed values and growth are calculated: The complementary frontlist population supports the launch-stock cohort after physical-format adjustments.
72. News Corp - Form 10-K for the fiscal year ended June 30, 2026
    - Evidence informing forecast-year allocation inputs; displayed values and growth are calculated: Fiscal 2026 backlist revenue of xx.xx% and digital revenue of xx.xx% lower the forecast physical-backlist proxy instead of assuming continued backlist expansion.
    - Evidence informing forecast-year allocation inputs; displayed values and growth are calculated: The updated catalog mix changes the forecast population available for repeat inventory releases.
    - Evidence informing forecast-year allocation inputs; displayed values and growth are calculated: The updated frontlist/backlist bridge changes the forecast planned-production weight; no 2032 share is disclosed.
73. How Do Lulu Direct Orders Work?
    - Evidence informing base-year allocation inputs; displayed values and growth are calculated: Lulu describes printing after customer purchase and distinguishes production from subsequent shipment, supporting recipient-order attribution rather than technology-based classification.
    - Evidence informing forecast-year allocation inputs; displayed values and growth are calculated: Lulu describes printing after customer purchase and distinguishes production from subsequent shipment, supporting recipient-order attribution rather than technology-based classification.
    - Evidence informing base-year allocation inputs; displayed values and growth are calculated: No minimum order and one-copy ordering establish commercial feasibility, not the number or value of single-copy releases.
    - Evidence informing forecast-year allocation inputs; displayed values and growth are calculated: No minimum order and one-copy ordering establish commercial feasibility, not the number or value of single-copy releases.
    - Evidence informing base-year allocation inputs; displayed values and growth are calculated: One POD offering accepts hundreds of copies, independently challenging a POD-equals-single-copy allocation.
    - Evidence informing forecast-year allocation inputs; displayed values and growth are calculated: One POD offering accepts hundreds of copies, independently challenging a POD-equals-single-copy allocation.
    - Evidence informing base-year allocation inputs; displayed values and growth are calculated: Orders can extend into thousands within the same offering; the production trigger therefore does not uniquely identify the working run band.
    - Evidence informing forecast-year allocation inputs; displayed values and growth are calculated: Orders can extend into thousands within the same offering; the production trigger therefore does not uniquely identify the working run band.

74. Supply Chain - Clays
    - Evidence informing base-year allocation inputs; displayed values and growth are calculated: Clays describes differentiated backlist arrangements and stock visibility, supporting a separate inventory-replenishment cohort without establishing its numerical prevalence.
    - Evidence informing forecast-year allocation inputs; displayed values and growth are calculated: Clays describes differentiated backlist arrangements and stock visibility, supporting a separate inventory-replenishment cohort without establishing its numerical prevalence.
    - Evidence informing base-year allocation inputs; displayed values and growth are calculated: New-title consolidation and predictable annual backlist demand support retaining planned inventory commitments; short-run printing is explicitly not necessarily POD.
    - Evidence informing forecast-year allocation inputs; displayed values and growth are calculated: New-title consolidation and predictable annual backlist demand support retaining planned inventory commitments; short-run printing is explicitly not necessarily POD.
    - Evidence informing base-year allocation inputs; displayed values and growth are calculated: Clays explicitly distinguishes short-run work from POD, supporting category separation rather than a technological proxy for value share.
    - Evidence informing forecast-year allocation inputs; displayed values and growth are calculated: Clays explicitly distinguishes short-run work from POD, supporting category separation rather than a technological proxy for value share.
75. Smart Backlist Management: When to Hold and When to Print-on-Demand
    - Evidence informing base-year allocation inputs; displayed values and growth are calculated: Sheridan describes low-volume titles moving to POD while other titles retain inventory, supporting differentiated release-policy assumptions rather than a uniform backlist-to-POD conversion.
    - Evidence informing forecast-year allocation inputs; displayed values and growth are calculated: Sheridan describes low-volume titles moving to POD while other titles retain inventory, supporting differentiated release-policy assumptions rather than a uniform backlist-to-POD conversion.
    - Evidence informing base-year allocation inputs; displayed values and growth are calculated: A disclosed customer example uses a stock threshold to trigger a 2,000-copy replenishment order. It establishes the commercial mechanism, not a market-wide share.
    - Evidence informing forecast-year allocation inputs; displayed values and growth are calculated: A disclosed customer example uses a stock threshold to trigger a 2,000-copy replenishment order. It establishes the commercial mechanism, not a market-wide share.

76. Shortage of NCERT textbooks - Rajya Sabha Unstarred Question No. 1941, December 17, 2025
    - Evidence informing base-year allocation inputs; displayed values and growth are calculated: Advance enrollment-based forecasting, academic-session readiness and a fiscal 2025-xx.xx plan for approximately xx.xx textbooks support a substantial calendar-driven stock cohort. The target is not realized production.
    - Evidence informing forecast-year allocation inputs; displayed values and growth are calculated: Advance enrollment-based forecasting, academic-session readiness and a fiscal 2025-xx.xx plan for approximately xx.xx textbooks support a substantial calendar-driven stock cohort. The target is not realized production.
    - Evidence informing base-year allocation inputs; displayed values and growth are calculated: Phased supply and inventory monitoring support distinguishing ongoing availability obligations from individual-recipient POD, without quantifying replenishment's global prevalence.
    - Evidence informing forecast-year allocation inputs; displayed values and growth are calculated: Phased supply and inventory monitoring support distinguishing ongoing availability obligations from individual-recipient POD, without quantifying replenishment's global prevalence.
    - Evidence informing base-year allocation inputs; displayed values and growth are calculated: The official answer distinguishes printer empanelment from approximately xx.xx distribution vendors and describes planned fiscal 2025-xx.xx printing of approximately xx.xx textbooks. It supports commissioning-versus-distribution separation, not a realized monetary channel split.
    - Evidence informing forecast-year allocation inputs; displayed values and growth are calculated: The official answer distinguishes printer empanelment from approximately xx.xx distribution vendors and describes planned fiscal 2025-xx.xx printing of approximately xx.xx textbooks. It supports commissioning-versus-distribution separation, not a realized monetary channel split.
    - Evidence informing base-year allocation inputs; displayed values and growth are calculated: Phased textbook supply supports treating annual institutional quantities separately from production batches; it does not disclose the medium-run allocation.
    - Evidence informing forecast-year allocation inputs; displayed values and growth are calculated: Phased textbook supply supports treating annual institutional quantities separately from production batches; it does not disclose the medium-run allocation.
    - Evidence informing base-year allocation inputs; displayed values and growth are calculated: The December xx.xx 2025 answer identifies a xx.xx-million-copy FY2025-xx.xx printing decision versus approximately xx.xx in recent years, a counterforce to assuming rapid long-run disappearance. Planned copies are not realized service revenue.
    - Evidence informing forecast-year allocation inputs; displayed values and growth are calculated: The December xx.xx 2025 answer identifies a xx.xx-million-copy FY2025-xx.xx printing decision versus approximately xx.xx in recent years, a counterforce to assuming rapid long-run disappearance. Planned copies are not realized service revenue.
77. Fulfillment Fee - Lulu Direct
    - Evidence informing base-year allocation inputs; displayed values and growth are calculated: The September 2026 schedule lists USD xx.xx per order regardless of item count, supporting an order-frequency effect on associated-service value. It does not verify the assumed historical or forecast multiplier.
    - Evidence informing forecast-year allocation inputs; displayed values and growth are calculated: The September 2026 schedule lists USD xx.xx per order regardless of item count, supporting an order-frequency effect on associated-service value. It does not verify the assumed historical or forecast multiplier.

78. InnerWorkings, Inc. - Form 10-K for the year ended December 31, 2019
    - Evidence informing base-year allocation inputs; displayed values and growth are calculated: The 2019 filing reports USD xx.xx gross profit on USD xx.xx revenue and describes purchased-product and direct-service costs. Historical reported margins constrain the modeled xx.xx% retained-fee ratio; they do not directly measure book-channel share.
    - Evidence informing forecast-year allocation inputs; displayed values and growth are calculated: The 2019 filing reports USD xx.xx gross profit on USD xx.xx revenue and describes purchased-product and direct-service costs. Historical reported margins constrain the modeled xx.xx% retained-fee ratio; they do not directly measure book-channel share.
    - Evidence informing base-year allocation inputs; displayed values and growth are calculated: The procurement-service margin comparison supports the fee-to-managed-spending bridge underlying the direct-channel complement. Carrying the normalized ratio into 2032 is explicitly a forecast assumption.
    - Evidence informing forecast-year allocation inputs; displayed values and growth are calculated: The procurement-service margin comparison supports the fee-to-managed-spending bridge underlying the direct-channel complement. Carrying the normalized ratio into 2032 is explicitly a forecast assumption.
79. Simplified Purchase Agreement - U.S. Government Publishing Office
    - Evidence informing base-year allocation inputs; displayed values and growth are calculated: SPA permits agency awards directly to certified vendors for purchases up to USD xx.xx while GPO pays vendors and invoices agencies. This supports classifying by the contracting relationship rather than the invoice payer, not a numerical global weight.
    - Evidence informing forecast-year allocation inputs; displayed values and growth are calculated: SPA permits agency awards directly to certified vendors for purchases up to USD xx.xx while GPO pays vendors and invoices agencies. This supports classifying by the contracting relationship rather than the invoice payer, not a numerical global weight.
80. Global Print Services | China, Europe, SE Asia, USA & India
    - Evidence informing base-year allocation inputs; displayed values and growth are calculated: Imago describes sourcing suppliers and coordinating multiple manufacturers for book-related projects. Its cumulative customer relationships establish the offered intermediary role but are not annual revenue or allocation weights.
    - Evidence informing forecast-year allocation inputs; displayed values and growth are calculated: Imago describes sourcing suppliers and coordinating multiple manufacturers for book-related projects. Its cumulative customer relationships establish the offered intermediary role but are not annual revenue or allocation weights.
81. Lion Rock Group Limited - Annual Report 2025
    - Evidence informing base-year allocation inputs; displayed values and growth are calculated: Own-business 2025 turnover changes of minus xx.xx% for APOL and minus xx.xx% for Regent challenge uniform intermediary growth; Regent's non-book focus limits its relevance. These observations support avoiding an additional adoption uplift.
    - Evidence informing forecast-year allocation inputs; displayed values and growth are calculated: Own-business 2025 turnover changes of minus xx.xx% for APOL and minus xx.xx% for Regent challenge uniform intermediary growth; Regent's non-book focus limits its relevance. These observations support avoiding an additional adoption uplift.
    - Evidence informing base-year allocation inputs; displayed values and growth are calculated: Manufacturing turnover changes of minus xx.xx% at xx.xx Printing and plus xx.xx% at Papercraft demonstrate differing supplier trajectories rather than a simple common channel-growth pattern; these are not direct-contracting market shares.
    - Evidence informing forecast-year allocation inputs; displayed values and growth are calculated: Manufacturing turnover changes of minus xx.xx% at xx.xx Printing and plus xx.xx% at Papercraft demonstrate differing supplier trajectories rather than a simple common channel-growth pattern; these are not direct-contracting market shares.

82. Imprint Digital - Book Printing Prices UK

- Evidence informing base-year allocation inputs; displayed values and growth are calculated: The inspected schedule quotes GBP xx.xx at xx.xx copies for one paperback specification, supporting a relative-price input, not a historical global realization.
- Evidence informing forecast-year allocation inputs; displayed values and growth are calculated: The inspected schedule quotes GBP xx.xx at xx.xx copies for one paperback specification, supporting a relative-price input, not a historical global realization.
- Evidence informing base-year allocation inputs; displayed values and growth are calculated: GBP xx.xx at xx.xx copies supplies the medium-run reference index; format and delivery differences require separate treatment.
- Evidence informing forecast-year allocation inputs; displayed values and growth are calculated: GBP xx.xx at xx.xx copies supplies the medium-run reference index; format and delivery differences require separate treatment.
- Evidence informing base-year allocation inputs; displayed values and growth are calculated: The quantity-price curve anchors the reference from which the long-run discount is assumed; no long-run price or future share is disclosed.
- Evidence informing forecast-year allocation inputs; displayed values and growth are calculated: The quantity-price curve anchors the reference from which the long-run discount is assumed; no long-run price or future share is disclosed.

83. Print Options

- Evidence informing base-year allocation inputs; displayed values and growth are calculated: KDP distinguishes black-and-white from color records and locks ink type after publication. These platform-specific conditions qualify switching assumptions, not market weights. ([kdp.amazon.com](https://kdp.amazon.com/en_US/help/topic/G201834180))
- Evidence informing forecast-year allocation inputs; displayed values and growth are calculated: KDP distinguishes black-and-white from color records and locks ink type after publication. These platform-specific conditions qualify switching assumptions, not market weights. ([kdp.amazon.com](https://kdp.amazon.com/en_US/help/topic/G201834180))
- Evidence informing base-year allocation inputs; displayed values and growth are calculated: The displayed platform menu does not establish designated spot-color availability or sales; a general color option is not used as evidence of spot-color demand. ([kdp.amazon.com](https://kdp.amazon.com/en_US/help/topic/G201834180))
- Evidence informing forecast-year allocation inputs; displayed values and growth are calculated: The displayed platform menu does not establish designated spot-color availability or sales; a general color option is not used as evidence of spot-color demand. ([kdp.amazon.com](https://kdp.amazon.com/en_US/help/topic/G201834180))
- Evidence informing base-year allocation inputs; displayed values and growth are calculated: Standard color is unavailable for hardcover, but premium color is available. Both process-color tiers belong within the modeled Full-Color Interiors category. ([kdp.amazon.com](https://kdp.amazon.com/en_US/help/topic/G201834180))
- Evidence informing forecast-year allocation inputs; displayed values and growth are calculated: Standard color is unavailable for hardcover, but premium color is available. Both process-color tiers belong within the modeled Full-Color Interiors category. ([kdp.amazon.com](https://kdp.amazon.com/en_US/help/topic/G201834180))

84. Synthèse des chiffres de l'édition jeunesse 2024-2025

- Evidence informing base-year allocation inputs; displayed values and growth are calculated: The primary French publishing survey reports a xx.xx% decline in illustrated early-childhood volumes and a xx.xx% decline in youth-fiction volumes in 2024. These differing outcomes challenge an aggressive universal color-growth assumption. ([sne.fr](https://www.sne.fr/actu/synthese-des-chiffres-de-ledition-jeunesse-2024-2025/))
- Evidence informing forecast-year allocation inputs; displayed values and growth are calculated: The primary French publishing survey reports a xx.xx% decline in illustrated early-childhood volumes and a xx.xx% decline in youth-fiction volumes in 2024. These differing outcomes challenge an aggressive universal color-growth assumption. ([sne.fr](https://www.sne.fr/actu/synthese-des-chiffres-de-ledition-jeunesse-2024-2025/))

18.4. Latin America

Table 327. Latin America Book Printing & Packaging Services Market, by Country growth contribution, 2025-2032

Category	2025 value (USD Million)	2032 value (USD Million)	Added value (USD Million)	2025 share (%)	2032 share (%)	Change (pp)	Growth share (%)	CAGR (%)
Argentina	xx.xx	xx.xx	xx.xx	xx.xx	xx.xx	xx.xx	xx.xx	xx.xx
Brazil	xx.xx	xx.xx	xx.xx	xx.xx	xx.xx	xx.xx	xx.xx	xx.xx
Chile	xx.xx	xx.xx	xx.xx	xx.xx	xx.xx	xx.xx	xx.xx	xx.xx
Colombia	xx.xx	xx.xx	xx.xx	xx.xx	xx.xx	xx.xx	xx.xx	xx.xx
Peru	xx.xx	xx.xx	xx.xx	xx.xx	xx.xx	xx.xx	xx.xx	xx.xx
Unallocated / remaining scope	xx.xx	xx.xx	xx.xx	xx.xx	xx.xx	xx.xx	xx.xx	xx.xx
Scope total	**xx.xx**	**xx.xx**	**xx.xx**	**xx.xx**	**xx.xx**	**xx.xx**	**xx.xx**	**xx.xx**

Table 328. Latin America Book Printing & Packaging Services Market Size, by Region, 2017-2040 (USD Million)

Region	2017	2024	2025	2026	2027	2032	2040	CAGR (%)
Argentina	xx.xx	xx.xx	xx.xx	xx.xx	xx.xx	xx.xx	xx.xx	xx.xx
Brazil	xx.xx	xx.xx	xx.xx	xx.xx	xx.xx	xx.xx	xx.xx	xx.xx
Chile	xx.xx	xx.xx	xx.xx	xx.xx	xx.xx	xx.xx	xx.xx	xx.xx
Colombia	xx.xx	xx.xx	xx.xx	xx.xx	xx.xx	xx.xx	xx.xx	xx.xx
Peru	xx.xx	xx.xx	xx.xx	xx.xx	xx.xx	xx.xx	xx.xx	xx.xx
Others	xx.xx	xx.xx	xx.xx	xx.xx	xx.xx	xx.xx	xx.xx	xx.xx
Total	**xx.xx**	**xx.xx**	**xx.xx**	**xx.xx**	**xx.xx**	**xx.xx**	**xx.xx**	**xx.xx**

Table 329. Latin America Book Printing & Packaging Services Market Size, by Service Offering, 2017-2040 (USD Million)

Service Offering	2017	2024	2025	2026	2027	2032	2040	CAGR (%)
Book Packaging Production	xx.xx	xx.xx	xx.xx	xx.xx	xx.xx	xx.xx	xx.xx	xx.xx
Book Packing & Kitting	xx.xx	xx.xx	xx.xx	xx.xx	xx.xx	xx.xx	xx.xx	xx.xx
Book Printing	xx.xx	xx.xx	xx.xx	xx.xx	xx.xx	xx.xx	xx.xx	xx.xx
Bookbinding & Finishing	xx.xx	xx.xx	xx.xx	xx.xx	xx.xx	xx.xx	xx.xx	xx.xx
Prepress Services	xx.xx	xx.xx	xx.xx	xx.xx	xx.xx	xx.xx	xx.xx	xx.xx
Print Production Management	xx.xx	xx.xx	xx.xx	xx.xx	xx.xx	xx.xx	xx.xx	xx.xx
Production-Linked Fulfillment	xx.xx	xx.xx	xx.xx	xx.xx	xx.xx	xx.xx	xx.xx	xx.xx
Total	**xx.xx**	**xx.xx**	**xx.xx**	**xx.xx**	**xx.xx**	**xx.xx**	**xx.xx**	**xx.xx**

Table 330. Latin America Book Printing & Packaging Services Market Size, by Book Format, 2017-2040 (USD Million)

Book Format	2017	2024	2025	2026	2027	2032	2040	CAGR (%)
Accordion-Fold Books	xx.xx	xx.xx	xx.xx	xx.xx	xx.xx	xx.xx	xx.xx	xx.xx
Bath Books	xx.xx	xx.xx	xx.xx	xx.xx	xx.xx	xx.xx	xx.xx	xx.xx
Board Books	xx.xx	xx.xx	xx.xx	xx.xx	xx.xx	xx.xx	xx.xx	xx.xx
Foam Books	xx.xx	xx.xx	xx.xx	xx.xx	xx.xx	xx.xx	xx.xx	xx.xx
Hardcover Books	xx.xx	xx.xx	xx.xx	xx.xx	xx.xx	xx.xx	xx.xx	xx.xx
Loose-Leaf Books	xx.xx	xx.xx	xx.xx	xx.xx	xx.xx	xx.xx	xx.xx	xx.xx
Paperback & Softcover Books	xx.xx	xx.xx	xx.xx	xx.xx	xx.xx	xx.xx	xx.xx	xx.xx
Saddle-Stitched Booklets	xx.xx	xx.xx	xx.xx	xx.xx	xx.xx	xx.xx	xx.xx	xx.xx
Slide-Bound Books	xx.xx	xx.xx	xx.xx	xx.xx	xx.xx	xx.xx	xx.xx	xx.xx
Textile Books	xx.xx	xx.xx	xx.xx	xx.xx	xx.xx	xx.xx	xx.xx	xx.xx
Wire, Coil & Comb-Bound Books	xx.xx	xx.xx	xx.xx	xx.xx	xx.xx	xx.xx	xx.xx	xx.xx
Total	**xx.xx**	**xx.xx**	**xx.xx**	**xx.xx**	**xx.xx**	**xx.xx**	**xx.xx**	**xx.xx**

Table 331. Latin America Book Printing & Packaging Services Market Size, by Packaging Format, 2017-2040 (USD Million)

Packaging Format	2017	2024	2025	2026	2027	2032	2040	CAGR (%)
Bags & Pouches	xx.xx	xx.xx	xx.xx	xx.xx	xx.xx	xx.xx	xx.xx	xx.xx
Blister & Clamshell Packs	xx.xx	xx.xx	xx.xx	xx.xx	xx.xx	xx.xx	xx.xx	xx.xx
Boxes & Lidded Cases	xx.xx	xx.xx	xx.xx	xx.xx	xx.xx	xx.xx	xx.xx	xx.xx
Envelopes, Wallets & Folders	xx.xx	xx.xx	xx.xx	xx.xx	xx.xx	xx.xx	xx.xx	xx.xx
Film & Paper Wraps	xx.xx	xx.xx	xx.xx	xx.xx	xx.xx	xx.xx	xx.xx	xx.xx
Protective Inserts & Cushioning	xx.xx	xx.xx	xx.xx	xx.xx	xx.xx	xx.xx	xx.xx	xx.xx
Seals & Strapping	xx.xx	xx.xx	xx.xx	xx.xx	xx.xx	xx.xx	xx.xx	xx.xx
Sleeves & Wraparound Bands	xx.xx	xx.xx	xx.xx	xx.xx	xx.xx	xx.xx	xx.xx	xx.xx
Slipcases	xx.xx	xx.xx	xx.xx	xx.xx	xx.xx	xx.xx	xx.xx	xx.xx
Others	xx.xx	xx.xx	xx.xx	xx.xx	xx.xx	xx.xx	xx.xx	xx.xx
Total	**xx.xx**	**xx.xx**	**xx.xx**	**xx.xx**	**xx.xx**	**xx.xx**	**xx.xx**	**xx.xx**

Table 332. Latin America Book Printing & Packaging Services Market Size, by Printing Technology, 2017-2040 (USD Million)

Printing Technology	2017	2024	2025	2026	2027	2032	2040	CAGR (%)
Braille Embossing	xx.xx	xx.xx	xx.xx	xx.xx	xx.xx	xx.xx	xx.xx	xx.xx
Digital Printing	xx.xx	xx.xx	xx.xx	xx.xx	xx.xx	xx.xx	xx.xx	xx.xx
Flexographic Printing	xx.xx	xx.xx	xx.xx	xx.xx	xx.xx	xx.xx	xx.xx	xx.xx
Gravure Printing	xx.xx	xx.xx	xx.xx	xx.xx	xx.xx	xx.xx	xx.xx	xx.xx
Letterpress Printing	xx.xx	xx.xx	xx.xx	xx.xx	xx.xx	xx.xx	xx.xx	xx.xx
Offset Lithography	xx.xx	xx.xx	xx.xx	xx.xx	xx.xx	xx.xx	xx.xx	xx.xx
Screen Printing	xx.xx	xx.xx	xx.xx	xx.xx	xx.xx	xx.xx	xx.xx	xx.xx
Silver-Halide Photographic Printing	xx.xx	xx.xx	xx.xx	xx.xx	xx.xx	xx.xx	xx.xx	xx.xx
Stencil Duplicator Printing	xx.xx	xx.xx	xx.xx	xx.xx	xx.xx	xx.xx	xx.xx	xx.xx
Others	xx.xx	xx.xx	xx.xx	xx.xx	xx.xx	xx.xx	xx.xx	xx.xx
Total	**xx.xx**	**xx.xx**	**xx.xx**	**xx.xx**	**xx.xx**	**xx.xx**	**xx.xx**	**xx.xx**

Table 333. Latin America Book Printing & Packaging Services Market Size, by Offset Lithography, 2017-2040 (USD Million)

Offset Lithography	2017	2024	2025	2026	2027	2032	2040	CAGR (%)
Sheetfed Offset Printing	xx.xx	xx.xx	xx.xx	xx.xx	xx.xx	xx.xx	xx.xx	xx.xx
Web Offset Printing	xx.xx	xx.xx	xx.xx	xx.xx	xx.xx	xx.xx	xx.xx	xx.xx
Total	**xx.xx**	**xx.xx**	**xx.xx**	**xx.xx**	**xx.xx**	**xx.xx**	**xx.xx**	**xx.xx**

Table 334. Latin America Book Printing & Packaging Services Market Size, by Digital Printing, 2017-2040 (USD Million)

Digital Printing	2017	2024	2025	2026	2027	2032	2040	CAGR (%)
Electrophotographic Printing	xx.xx	xx.xx	xx.xx	xx.xx	xx.xx	xx.xx	xx.xx	xx.xx
Inkjet Printing	xx.xx	xx.xx	xx.xx	xx.xx	xx.xx	xx.xx	xx.xx	xx.xx
Thermal Printing	xx.xx	xx.xx	xx.xx	xx.xx	xx.xx	xx.xx	xx.xx	xx.xx
Total	**xx.xx**	**xx.xx**	**xx.xx**	**xx.xx**	**xx.xx**	**xx.xx**	**xx.xx**	**xx.xx**

Table 335. Latin America Book Printing & Packaging Services Market Size, by Publication Application, 2017-2040 (USD Million)

Publication Application	2017	2024	2025	2026	2027	2032	2040	CAGR (%)
Activity & Puzzle Books	xx.xx	xx.xx	xx.xx	xx.xx	xx.xx	xx.xx	xx.xx	xx.xx
Art & Photography Books	xx.xx	xx.xx	xx.xx	xx.xx	xx.xx	xx.xx	xx.xx	xx.xx
Commemorative & Personal Books	xx.xx	xx.xx	xx.xx	xx.xx	xx.xx	xx.xx	xx.xx	xx.xx
Educational & Training Books	xx.xx	xx.xx	xx.xx	xx.xx	xx.xx	xx.xx	xx.xx	xx.xx
General-Interest Books	xx.xx	xx.xx	xx.xx	xx.xx	xx.xx	xx.xx	xx.xx	xx.xx
Institutional & Corporate Books	xx.xx	xx.xx	xx.xx	xx.xx	xx.xx	xx.xx	xx.xx	xx.xx
Music Books & Scores	xx.xx	xx.xx	xx.xx	xx.xx	xx.xx	xx.xx	xx.xx	xx.xx
Religious & Devotional Books	xx.xx	xx.xx	xx.xx	xx.xx	xx.xx	xx.xx	xx.xx	xx.xx
Scholarly & Professional Books	xx.xx	xx.xx	xx.xx	xx.xx	xx.xx	xx.xx	xx.xx	xx.xx
Total	**xx.xx**	**xx.xx**	**xx.xx**	**xx.xx**	**xx.xx**	**xx.xx**	**xx.xx**	**xx.xx**

Table 336. Latin America Book Printing & Packaging Services Market Size, by Educational & Training Books, 2017-2040 (USD Million)

Educational & Training Books	2017	2024	2025	2026	2027	2032	2040	CAGR (%)
Higher Education Textbooks	xx.xx	xx.xx	xx.xx	xx.xx	xx.xx	xx.xx	xx.xx	xx.xx
School Textbooks & Workbooks	xx.xx	xx.xx	xx.xx	xx.xx	xx.xx	xx.xx	xx.xx	xx.xx
Vocational & Continuing Education Books	xx.xx	xx.xx	xx.xx	xx.xx	xx.xx	xx.xx	xx.xx	xx.xx
Total	**xx.xx**	**xx.xx**	**xx.xx**	**xx.xx**	**xx.xx**	**xx.xx**	**xx.xx**	**xx.xx**

Table 337. Latin America Book Printing & Packaging Services Market Size, by Commemorative & Personal Books, 2017-2040 (USD Million)

Commemorative & Personal Books	2017	2024	2025	2026	2027	2032	2040	CAGR (%)
Personal Photo & Memory Books	xx.xx	xx.xx	xx.xx	xx.xx	xx.xx	xx.xx	xx.xx	xx.xx
Yearbooks & Organizational Commemoratives	xx.xx	xx.xx	xx.xx	xx.xx	xx.xx	xx.xx	xx.xx	xx.xx
Total	**xx.xx**	**xx.xx**	**xx.xx**	**xx.xx**	**xx.xx**	**xx.xx**	**xx.xx**	**xx.xx**

Table 338. Latin America Book Printing & Packaging Services Market Size, by Scholarly & Professional Books, 2017-2040 (USD Million)

Scholarly & Professional Books	2017	2024	2025	2026	2027	2032	2040	CAGR (%)
Professional & Technical Reference Books	xx.xx	xx.xx	xx.xx	xx.xx	xx.xx	xx.xx	xx.xx	xx.xx
Scholarly Research Books	xx.xx	xx.xx	xx.xx	xx.xx	xx.xx	xx.xx	xx.xx	xx.xx
Total	**xx.xx**	**xx.xx**	**xx.xx**	**xx.xx**	**xx.xx**	**xx.xx**	**xx.xx**	**xx.xx**

Table 339. Latin America Book Printing & Packaging Services Market Size, by Buyer Type, 2017-2040 (USD Million)

Buyer Type	2017	2024	2025	2026	2027	2032	2040	CAGR (%)
Corporate & Commercial Buyers	xx.xx	xx.xx	xx.xx	xx.xx	xx.xx	xx.xx	xx.xx	xx.xx
Educational & Research Institutions	xx.xx	xx.xx	xx.xx	xx.xx	xx.xx	xx.xx	xx.xx	xx.xx
Government & Intergovernmental Bodies	xx.xx	xx.xx	xx.xx	xx.xx	xx.xx	xx.xx	xx.xx	xx.xx
Nonprofit & Membership Organizations	xx.xx	xx.xx	xx.xx	xx.xx	xx.xx	xx.xx	xx.xx	xx.xx
Print & Production Service Providers	xx.xx	xx.xx	xx.xx	xx.xx	xx.xx	xx.xx	xx.xx	xx.xx
Private Individuals & Households	xx.xx	xx.xx	xx.xx	xx.xx	xx.xx	xx.xx	xx.xx	xx.xx
Publishing Organizations	xx.xx	xx.xx	xx.xx	xx.xx	xx.xx	xx.xx	xx.xx	xx.xx
Self-Publishing Authors & Creators	xx.xx	xx.xx	xx.xx	xx.xx	xx.xx	xx.xx	xx.xx	xx.xx
Total	**xx.xx**	**xx.xx**	**xx.xx**	**xx.xx**	**xx.xx**	**xx.xx**	**xx.xx**	**xx.xx**

Table 340. Latin America Book Printing & Packaging Services Market Size, by Production Model, 2017-2040 (USD Million)

Production Model	2017	2024	2025	2026	2027	2032	2040	CAGR (%)
Planned Stock Production	xx.xx	xx.xx	xx.xx	xx.xx	xx.xx	xx.xx	xx.xx	xx.xx
Print-on-Demand	xx.xx	xx.xx	xx.xx	xx.xx	xx.xx	xx.xx	xx.xx	xx.xx
Stock Replenishment	xx.xx	xx.xx	xx.xx	xx.xx	xx.xx	xx.xx	xx.xx	xx.xx
Total	**xx.xx**	**xx.xx**	**xx.xx**	**xx.xx**	**xx.xx**	**xx.xx**	**xx.xx**	**xx.xx**

Table 341. Latin America Book Printing & Packaging Services Market Size, by Fulfillment Model, 2017-2040 (USD Million)

Fulfillment Model	2017	2024	2025	2026	2027	2032	2040	CAGR (%)
Consolidated Handoff	xx.xx	xx.xx	xx.xx	xx.xx	xx.xx	xx.xx	xx.xx	xx.xx
Distribution-List Delivery	xx.xx	xx.xx	xx.xx	xx.xx	xx.xx	xx.xx	xx.xx	xx.xx
Order-Level Fulfillment	xx.xx	xx.xx	xx.xx	xx.xx	xx.xx	xx.xx	xx.xx	xx.xx
Total	**xx.xx**	**xx.xx**	**xx.xx**	**xx.xx**	**xx.xx**	**xx.xx**	**xx.xx**	**xx.xx**

Table 342. Latin America Book Printing & Packaging Services Market Size, by Procurement Channel, 2017-2040 (USD Million)

Procurement Channel	2017	2024	2025	2026	2027	2032	2040	CAGR (%)
Direct Provider Contracting	xx.xx	xx.xx	xx.xx	xx.xx	xx.xx	xx.xx	xx.xx	xx.xx
Intermediary-Led Contracting	xx.xx	xx.xx	xx.xx	xx.xx	xx.xx	xx.xx	xx.xx	xx.xx
Total	**xx.xx**	**xx.xx**	**xx.xx**	**xx.xx**	**xx.xx**	**xx.xx**	**xx.xx**	**xx.xx**

Table 343. Latin America Book Printing & Packaging Services Market Size, by Print Run Length, 2017-2040 (USD Million)

Print Run Length	2017	2024	2025	2026	2027	2032	2040	CAGR (%)
Long Runs	xx.xx	xx.xx	xx.xx	xx.xx	xx.xx	xx.xx	xx.xx	xx.xx
Medium Runs	xx.xx	xx.xx	xx.xx	xx.xx	xx.xx	xx.xx	xx.xx	xx.xx
Short Runs	xx.xx	xx.xx	xx.xx	xx.xx	xx.xx	xx.xx	xx.xx	xx.xx
Single-Copy Runs	xx.xx	xx.xx	xx.xx	xx.xx	xx.xx	xx.xx	xx.xx	xx.xx
Total	**xx.xx**	**xx.xx**	**xx.xx**	**xx.xx**	**xx.xx**	**xx.xx**	**xx.xx**	**xx.xx**

Table 344. Latin America Book Printing & Packaging Services Market Size, by Interior Color, 2017-2040 (USD Million)

Interior Color	2017	2024	2025	2026	2027	2032	2040	CAGR (%)
Black-and-White Interiors	xx.xx	xx.xx	xx.xx	xx.xx	xx.xx	xx.xx	xx.xx	xx.xx
Full-Color Interiors	xx.xx	xx.xx	xx.xx	xx.xx	xx.xx	xx.xx	xx.xx	xx.xx
Spot-Color Interiors	xx.xx	xx.xx	xx.xx	xx.xx	xx.xx	xx.xx	xx.xx	xx.xx
Total	**xx.xx**	**xx.xx**	**xx.xx**	**xx.xx**	**xx.xx**	**xx.xx**	**xx.xx**	**xx.xx**

Sources & Evidence

1. European Book Publishing Statistics 2024

   · Evidence informing the 2024 market-value input; displayed series and growth include calculations: European publishers reported approximately EUR xx.xx of net book-sales revenue in 2024. The disclosed ebook and audiobook proportions inform the modeled xx.xx% physical-book revenue proportion; publisher revenue is an input, not printing-service revenue.

   · Evidence informing the 2025 market-value input; displayed series and growth include calculations: The 2024 publisher-revenue and format observations provide the European demand input carried into the 2025 estimate.

2. The Global Publishing Industry in 2022

- Evidence informing the 2024 market-value input; displayed series and growth include calculations: Table xx.xx supplies country-level publishing revenues and identifies differences between retail-value, publisher-revenue, print-only and prior-year observations. Selected non-European country observations are adjusted for physical formats and period before estimating production spending.
- Evidence informing the 2025 market-value input; displayed series and growth include calculations: The selected country observations contribute to the demand pool underlying the 2025 working estimate. Nielsen retail datasets elsewhere in the publication are not used.
- Evidence informing base-year allocation inputs; displayed values and growth are calculated: Revenue and registration proxies constrain allocation. ([wipo.int](https://www.wipo.int/edocs/pubdocs/en/wipo-pub-xx.xx-2023-xx.xx-en-the-global-publishing-industry-in-2022.pdf))
- Evidence informing forecast-year allocation inputs; displayed values and growth are calculated: Revenue and registration proxies constrain allocation. ([wipo.int](https://www.wipo.int/edocs/pubdocs/en/wipo-pub-xx.xx-2023-xx.xx-en-the-global-publishing-industry-in-2022.pdf))
- Evidence informing base-year allocation inputs; displayed values and growth are calculated: Primary survey sector differences constrain the education-adjusted hardcover proxy.
- Evidence informing forecast-year allocation inputs; displayed values and growth are calculated: Primary survey sector differences constrain the education-adjusted hardcover proxy.
- Evidence informing base-year allocation inputs; displayed values and growth are calculated: Educational/trade differences qualify extrapolation of U.S. consumer-format revenue.
- Evidence informing forecast-year allocation inputs; displayed values and growth are calculated: Educational/trade differences qualify extrapolation of U.S. consumer-format revenue.
- Evidence informing base-year allocation inputs; displayed values and growth are calculated: USD xx.xx of surveyed children's publishing revenue anchors the modeled specialty demand pool, not supplier receipts.
- Evidence informing forecast-year allocation inputs; displayed values and growth are calculated: USD xx.xx of surveyed children's publishing revenue anchors the modeled specialty demand pool, not supplier receipts.
- Evidence informing base-year allocation inputs; displayed values and growth are calculated: Sector data constrain the commissioning-pool proxy; mechanical incidence remains assumed.
- Evidence informing forecast-year allocation inputs; displayed values and growth are calculated: Sector data constrain the commissioning-pool proxy; mechanical incidence remains assumed.
- Evidence informing base-year allocation inputs; displayed values and growth are calculated: Educational demand supplies a common economic anchor; loose-leaf incidence remains modeled.
- Evidence informing forecast-year allocation inputs; displayed values and growth are calculated: Educational demand supplies a common economic anchor; loose-leaf incidence remains modeled.
- Evidence informing base-year allocation inputs; displayed values and growth are calculated: Sector observations constrain the educational short-book commissioning pool.
- Evidence informing forecast-year allocation inputs; displayed values and growth are calculated: Sector observations constrain the educational short-book commissioning pool.
- Evidence informing base-year allocation inputs; displayed values and growth are calculated: The commissioning-pool anchor supports an explicit sparse-format incidence model.
- Evidence informing forecast-year allocation inputs; displayed values and growth are calculated: The commissioning-pool anchor supports an explicit sparse-format incidence model.
- Evidence informing base-year allocation inputs; displayed values and growth are calculated: Children's demand anchors the accordion working estimate, not observed accordion orders.
- Evidence informing forecast-year allocation inputs; displayed values and growth are calculated: Children's demand anchors the accordion working estimate, not observed accordion orders.
- Evidence informing base-year allocation inputs; displayed values and growth are calculated: Children's demand anchors assumed textile-book order incidence.
- Evidence informing forecast-year allocation inputs; displayed values and growth are calculated: Children's demand anchors assumed textile-book order incidence.
- Evidence informing base-year allocation inputs; displayed values and growth are calculated: Children's demand anchors assumed bath-book order incidence.
- Evidence informing forecast-year allocation inputs; displayed values and growth are calculated: Children's demand anchors assumed bath-book order incidence.
- Evidence informing base-year allocation inputs; displayed values and growth are calculated: Children's demand anchors assumed foam-book order incidence.
- Evidence informing forecast-year allocation inputs; displayed values and growth are calculated: Children's demand anchors assumed foam-book order incidence.

3. 2024 年新闻出版统计公报

- Evidence informing the 2024 market-value input; displayed series and growth include calculations: For 2024, the official table reports xx.xx book copies or sheets and CNY xx.xx of book-publishing revenue. These constrain the demand bridge and historical contraction, rather than directly measuring printing-service sales.
- Evidence informing the 2025 market-value input; displayed series and growth include calculations: The 2024 book-publishing observation supplies the Chinese demand primitive for the 2025 model.
- Evidence informing base-year allocation inputs; displayed values and growth are calculated: Official 2024 output of xx.xx copies/sheets constrains total modeled publisher activity; it does not disclose single-copy production.
- Evidence informing forecast-year allocation inputs; displayed values and growth are calculated: Official 2024 output of xx.xx copies/sheets constrains total modeled publisher activity; it does not disclose single-copy production.
- Evidence informing base-year allocation inputs; displayed values and growth are calculated: Aggregate copies and annual title output constrain the shared activity model, not an observed short-run share.
- Evidence informing forecast-year allocation inputs; displayed values and growth are calculated: Aggregate copies and annual title output constrain the shared activity model, not an observed short-run share.
- Evidence informing base-year allocation inputs; displayed values and growth are calculated: Aggregate production provides a scale check for the medium-run assumption; annual copies per title are not individual batches.
- Evidence informing forecast-year allocation inputs; displayed values and growth are calculated: Aggregate production provides a scale check for the medium-run assumption; annual copies per title are not individual batches.
- Evidence informing base-year allocation inputs; displayed values and growth are calculated: Approximately xx.xx annual copies per title constrain the long-run scenario without proving its batch mix or forecast.
- Evidence informing forecast-year allocation inputs; displayed values and growth are calculated: Approximately xx.xx annual copies per title constrain the long-run scenario without proving its batch mix or forecast.

4. Foreign Exchange Rates - G.5A Annual, January 5, 2026

- Evidence informing the 2024 market-value input; displayed series and growth include calculations: The official 2024 annual-average conversion inputs are USD xx.xx per EUR, CNY xx.xx per USD and CAD xx.xx per USD.
- Evidence informing the 2025 market-value input; displayed series and growth include calculations: The exchange-rate table establishes the conversion basis of the preceding-year demand inputs used in the 2025 estimate; subsequent effective-USD price assumptions are modeled separately.

5. Book publishing industry, 2024 - Statistics Canada
   - Evidence informing the 2024 market-value input; displayed series and growth include calculations: Canadian publishers reported CAD xx.xx of print sales outside the online category and CAD xx.xx of online print sales in 2024. Their sum, rather than total operating revenue, supplies the physical-book demand input.
   - Evidence informing the 2025 market-value input; displayed series and growth include calculations: Reported cost of goods sold of CAD xx.xx, up CAD xx.xx from 2022, supplies a cost-pressure cross-check, not a directly attributable printing-services total.
   - Evidence informing base-year allocation inputs; displayed values and growth are calculated: Canadian online versus other print-sales values constrain parcel exposure, with explicit value-to-unit and geographic limitations.
   - Evidence informing forecast-year allocation inputs; displayed values and growth are calculated: Canadian online versus other print-sales values constrain parcel exposure, with explicit value-to-unit and geographic limitations.
   - Evidence informing base-year allocation inputs; displayed values and growth are calculated: The print-channel value mix supplies a limited parcel-demand proxy, not observed envelope purchases.
   - Evidence informing forecast-year allocation inputs; displayed values and growth are calculated: The print-channel value mix supplies a limited parcel-demand proxy, not observed envelope purchases.
   - Evidence informing base-year allocation inputs; displayed values and growth are calculated: The print-channel value mix supplies a limited parcel-demand proxy, not observed bag purchases.
   - Evidence informing forecast-year allocation inputs; displayed values and growth are calculated: The print-channel value mix supplies a limited parcel-demand proxy, not observed bag purchases.
   - Evidence informing base-year allocation inputs; displayed values and growth are calculated: Modest observed online-print growth qualifies aggressive parcel-related wrapping assumptions.
   - Evidence informing forecast-year allocation inputs; displayed values and growth are calculated: Modest observed online-print growth qualifies aggressive parcel-related wrapping assumptions.
   - Evidence informing base-year allocation inputs; displayed values and growth are calculated: Channel activity constrains the modeled delivery-pack population requiring separate protection.
   - Evidence informing forecast-year allocation inputs; displayed values and growth are calculated: Channel activity constrains the modeled delivery-pack population requiring separate protection.
   - Evidence informing base-year allocation inputs; displayed values and growth are calculated: Channel activity constrains the modeled delivery-pack population requiring closures.
   - Evidence informing forecast-year allocation inputs; displayed values and growth are calculated: Channel activity constrains the modeled delivery-pack population requiring closures.
6. U.S. Census Bureau - Books Printing: Shipments, annual table
   - Evidence informing the 2017 market-value input; displayed series and growth include calculations: U.S. books-printing shipments were USD xx.xx in 2017; this is a national production anchor for the historical model.
   - Evidence informing the 2018 market-value input; displayed series and growth include calculations: U.S. books-printing shipments were USD xx.xx in 2018.
   - Evidence informing the 2019 market-value input; displayed series and growth include calculations: U.S. books-printing shipments were USD xx.xx in 2019.
   - Evidence informing the 2020 market-value input; displayed series and growth include calculations: U.S. books-printing shipments were USD xx.xx in 2020.
   - Evidence informing the 2021 market-value input; displayed series and growth include calculations: U.S. books-printing shipments were USD xx.xx in 2021.
   - Evidence informing the 2022 market-value input; displayed series and growth include calculations: U.S. books-printing shipments were USD xx.xx in 2022.
   - Evidence informing the 2024 market-value input; displayed series and growth include calculations: U.S. books-printing shipments were USD xx.xx in 2024. This national industrial measure is narrower than the composite global service boundary.

7. U.S. Census Bureau - Book Publishers, All Establishments: Revenue, annual table
   - Evidence informing the 2024 market-value input; displayed series and growth include calculations: The Census annual series reports USD xx.xx of U.S. book-publisher revenue for 2024. A modeled xx.xx% physical-book proportion excludes digital and other adjacent receipts.
   - Evidence informing the 2025 market-value input; displayed series and growth include calculations: The 2024 Census observation replaces an older survey-based U.S. revenue bridge in the demand pool underlying 2025.

8. Scholastic Corporation - Form 10-K for the year ended May 31, 2025

- Evidence informing the 2024 market-value input; displayed series and growth include calculations: Scholastic's fiscal 2024 product, service, production and inventory-reserve costs were xx.xx% of revenue; postage, freight, shipping, fulfillment and other costs were xx.xx%. These broad categories constrain, but do not directly establish, eligible outsourced-service spending.
- Evidence informing the 2025 market-value input; displayed series and growth include calculations: The corresponding fiscal 2025 proportions were xx.xx% and xx.xx%. Royalties and prepublication amortization are separately disclosed, allowing their exclusion from the service-market bridge.
- Evidence informing base-year allocation inputs; displayed values and growth are calculated: Fiscal-2025 product, service, production and inventory-reserve costs were xx.xx% of revenue. The broader cost category constrains the manufacturing spending boundary but does not directly disclose printing-service revenue.
- Evidence informing forecast-year allocation inputs; displayed values and growth are calculated: Fiscal-2025 product, service, production and inventory-reserve costs were xx.xx% of revenue. The broader cost category constrains the manufacturing spending boundary but does not directly disclose printing-service revenue.
- Evidence informing base-year allocation inputs; displayed values and growth are calculated: Prepublication amortization is disclosed separately from production costs, supporting exclusion of adjacent amortization rather than equating it with externally purchased prepress.
- Evidence informing forecast-year allocation inputs; displayed values and growth are calculated: Prepublication amortization is disclosed separately from production costs, supporting exclusion of adjacent amortization rather than equating it with externally purchased prepress.
- Evidence informing base-year allocation inputs; displayed values and growth are calculated: Postage, freight, shipping, fulfillment and other costs were xx.xx% of revenue in fiscal 2025 versus xx.xx% in fiscal 2024. This is a broad buyer-cost check, not an eligible outsourced-fulfillment share.
- Evidence informing forecast-year allocation inputs; displayed values and growth are calculated: Postage, freight, shipping, fulfillment and other costs were xx.xx% of revenue in fiscal 2025 versus xx.xx% in fiscal 2024. This is a broad buyer-cost check, not an eligible outsourced-fulfillment share.
- Evidence informing base-year allocation inputs; displayed values and growth are calculated: Outsourced manufacturing coexists with company-operated distribution. Fiscal-2025 production-related costs were xx.xx% of revenue, constraining the inherited spending bridge rather than directly measuring the assumed route fraction.
- Evidence informing forecast-year allocation inputs; displayed values and growth are calculated: Outsourced manufacturing coexists with company-operated distribution. Fiscal-2025 production-related costs were xx.xx% of revenue, constraining the inherited spending bridge rather than directly measuring the assumed route fraction.
- Evidence informing base-year allocation inputs; displayed values and growth are calculated: Book-club revenue was xx.xx% online-ordered and xx.xx% parent-ordered, while products typically went to classrooms. This challenges the use of online sales as a proxy for the external contractor's delivery model.
- Evidence informing forecast-year allocation inputs; displayed values and growth are calculated: Book-club revenue was xx.xx% online-ordered and xx.xx% parent-ordered, while products typically went to classrooms. This challenges the use of online sales as a proxy for the external contractor's delivery model.
- Evidence informing base-year allocation inputs; displayed values and growth are calculated: Direct printer-to-customer fulfillment is a disclosed option. Broader logistics/other costs were xx.xx% of revenue versus xx.xx% previously, providing a cost-boundary check but no global order-level share or service-price growth observation.
- Evidence informing forecast-year allocation inputs; displayed values and growth are calculated: Direct printer-to-customer fulfillment is a disclosed option. Broader logistics/other costs were xx.xx% of revenue versus xx.xx% previously, providing a cost-boundary check but no global order-level share or service-price growth observation.

9. CEWE achieves all targets in 2025 and aims to further increase revenue and earnings in 2026

- Evidence informing the 2025 market-value input; displayed series and growth include calculations: CEWE reported xx.xx CEWE PHOTOBOOK copies in 2025 versus xx.xx in 2024, supporting a positive specialty-book volume assumption without establishing global adoption.
- Evidence informing the 2026 market-value input; displayed series and growth include calculations: Observed 2025 photobook growth informs the specialty-demand assumption for 2026; the market value remains modeled.
- Evidence informing the 2032 market-value input; displayed series and growth include calculations: The observed specialty-book activity is a starting condition for the forecast, not independent proof of continued growth through 2032.
- Evidence informing the 2040 market-value input; displayed series and growth include calculations: The forecast explicitly slows specialty-demand growth after 2032; this source supplies the initial commercial observation, not the long-term growth rate.
- Evidence informing base-year allocation inputs; displayed values and growth are calculated: CEWE reports xx.xx photobooks in 2025 compared with xx.xx in 2024. This independently establishes specialty-book activity underlying the nonpublisher model, without establishing a global expansion factor.
- Evidence informing forecast-year allocation inputs; displayed values and growth are calculated: CEWE reports xx.xx photobooks in 2025 compared with xx.xx in 2024. This independently establishes specialty-book activity underlying the nonpublisher model, without establishing a global expansion factor.
- Evidence informing base-year allocation inputs; displayed values and growth are calculated: Observed photobook activity supports retaining premium specialty commissions in the manufacturing mix; the binding allocation and unchanged future cohort profile remain assumptions.
- Evidence informing forecast-year allocation inputs; displayed values and growth are calculated: Observed photobook activity supports retaining premium specialty commissions in the manufacturing mix; the binding allocation and unchanged future cohort profile remain assumptions.
- Evidence informing base-year allocation inputs; displayed values and growth are calculated: Reported photobook volumes constrain personal-book activity and the nonpublisher starting condition, not hardcover prevalence or future share.
- Evidence informing forecast-year allocation inputs; displayed values and growth are calculated: Reported photobook volumes constrain personal-book activity and the nonpublisher starting condition, not hardcover prevalence or future share.
- Evidence informing base-year allocation inputs; displayed values and growth are calculated: Photobook activity supports the separate personal-book commissioning block; its softcover fraction remains assumed.
- Evidence informing forecast-year allocation inputs; displayed values and growth are calculated: Photobook activity supports the separate personal-book commissioning block; its softcover fraction remains assumed.
- Evidence informing base-year allocation inputs; displayed values and growth are calculated: Reported photobook copies rose from xx.xx to xx.xx; the narrower 2026 target qualifies strong specialty-growth assumptions.
- Evidence informing forecast-year allocation inputs; displayed values and growth are calculated: Reported photobook copies rose from xx.xx to xx.xx; the narrower 2026 target qualifies strong specialty-growth assumptions.
- Evidence informing base-year allocation inputs; displayed values and growth are calculated: Specialty-book activity constrains the presentation-demand scenario but does not measure gift-box attachment.
- Evidence informing forecast-year allocation inputs; displayed values and growth are calculated: Specialty-book activity constrains the presentation-demand scenario but does not measure gift-box attachment.
- Evidence informing base-year allocation inputs; displayed values and growth are calculated: Reports xx.xx CEWE PHOTOBOOK units in 2025 versus xx.xx in 2024, constraining the specialty-book demand budget without establishing a global process split.
- Evidence informing forecast-year allocation inputs; displayed values and growth are calculated: Reports xx.xx CEWE PHOTOBOOK units in 2025 versus xx.xx in 2024, constraining the specialty-book demand budget without establishing a global process split.
- Evidence informing base-year allocation inputs; displayed values and growth are calculated: Observed photobook activity supports the common photographic-demand input; electrophotographic attribution remains an explicit assumption.
- Evidence informing forecast-year allocation inputs; displayed values and growth are calculated: Observed photobook activity supports the common photographic-demand input; electrophotographic attribution remains an explicit assumption.
- Evidence informing base-year allocation inputs; displayed values and growth are calculated: The photobook

10. Paperback Printing Cost - Kindle Direct Publishing

- Evidence informing the 2025 market-value input; displayed series and growth include calculations: The inspected U.S. paperback schedule charges USD xx.xx plus USD xx.xx per page for the specified regular-trim black-ink category. It provides a contemporary commercial price comparison for the assumed USD xx.xx self-publishing production receipt, not an observed historical price or volume.
- Evidence informing the 2026 market-value input; displayed series and growth include calculations: The schedule distinguishes printing charges from royalties and retail list prices, supporting the production-receipt boundary used in the estimate.
- Evidence informing base-year allocation inputs; displayed values and growth are calculated: The current U.S. regular-trim black-ink schedule uses USD xx.xx plus USD xx.xx per page for the relevant page band, yielding the USD xx.xx representative manufacturing comparator. It anchors relative weights, not an observed global 2025 price or future share.
- Evidence informing forecast-year allocation inputs; displayed values and growth are calculated: The current U.S. regular-trim black-ink schedule uses USD xx.xx plus USD xx.xx per page for the relevant page band, yielding the USD xx.xx representative manufacturing comparator. It anchors relative weights, not an observed global 2025 price or future share.
- Evidence informing base-year allocation inputs; displayed values and growth are calculated: The paperback manufacturing comparator supplies the baseline from which the modeled binding component and hardcover increment are separated.
- Evidence informing forecast-year allocation inputs; displayed values and growth are calculated: The paperback manufacturing comparator supplies the baseline from which the modeled binding component and hardcover increment are separated.
- Evidence informing base-year allocation inputs; displayed values and growth are calculated: The separately identified paperback printing charge constrains the self-publishing production-receipt model and its distinction from retail proceeds.
- Evidence informing forecast-year allocation inputs; displayed values and growth are calculated: The separately identified paperback printing charge constrains the self-publishing production-receipt model and its distinction from retail proceeds.
- Evidence informing base-year allocation inputs; displayed values and growth are calculated: The inspected U.S. regular-trim black-ink schedule charges USD xx.xx plus USD xx.xx per page. It is a contemporary production-charge comparison for the modeled USD xx.xx receipt, not an observed historical Global average.
- Evidence informing forecast-year allocation inputs; displayed values and growth are calculated: The inspected U.S. regular-trim black-ink schedule charges USD xx.xx plus USD xx.xx per page. It is a contemporary production-charge comparison for the modeled USD xx.xx receipt, not an observed historical Global average.
- Evidence informing base-year allocation inputs; displayed values and growth are calculated: The relevant current U.S. paperback printing schedule is USD xx.xx plus USD xx.xx per page, giving USD xx.xx at xx.xx pages. This is a commercial price comparison for creator-production receipts, not proof of 2025 realization, volume or fulfillment mix.
- Evidence informing forecast-year allocation inputs; displayed values and growth are calculated: The relevant current U.S. paperback printing schedule is USD xx.xx plus USD xx.xx per page, giving USD xx.xx at xx.xx pages. This is a commercial price comparison for creator-production receipts, not proof of 2025 realization, volume or fulfillment mix.
- Evidence informing base-year allocation inputs; displayed values and growth are calculated: The current U.S. regular-trim black-ink schedule of USD xx.xx plus USD xx.xx per page gives USD xx.xx at xx.xx pages, a magnitude check for modeled single-copy receipts. It establishes neither global volume nor historical or forecast share.
- Evidence informing forecast-year allocation inputs; displayed values and growth are calculated: The current U.S. regular-trim black-ink schedule of USD xx.xx plus USD xx.xx per page gives USD xx.xx at xx.xx pages, a magnitude check for modeled single-copy receipts. It establishes neither global volume nor historical or forecast share.
- Evidence informing base-year allocation inputs; displayed values and growth are calculated: The current U.S. regular-trim black-ink schedule charges USD xx.xx plus USD xx.xx per page, yielding USD xx.xx for xx.xx pages. This is a contemporary price comparator, not a historical global average. ([kdp.amazon.com](https://kdp.amazon.com/en_US/help/topic/G201834340))
- Evidence informing forecast-year allocation inputs; displayed values and growth are calculated: The current U.S. regular-trim black-ink schedule charges USD xx.xx plus USD xx.xx per page, yielding USD xx.xx for xx.xx pages. This is a contemporary price comparator, not a historical global average. ([kdp.amazon.com](https://kdp.amazon.com/en_US/help/topic/G201834340))
- Evidence informing base-year allocation inputs; displayed values and growth are calculated: The comparable standard and premium color charges calculate to USD xx.xx and USD xx.xx. They constrain relative

11. European Book Publishing Statistics 2017

- Evidence informing the 2017 market-value input; displayed series and growth include calculations: The association's primary survey reports approximately EUR xx.xx of European net publisher revenue for 2017, constraining the pre-pandemic demand level.

12. European Book Publishing Statistics 2019

- Evidence informing the 2018 market-value input; displayed series and growth include calculations: The association reports approximately EUR xx.xx of publisher revenue for 2018.
- Evidence informing the 2019 market-value input; displayed series and growth include calculations: The association reports approximately EUR xx.xx for 2019 and identifies a questionnaire change that limits exact comparability with earlier observations.

13. 2021 年新闻出版产业分析报告

- Evidence informing the 2020 market-value input; displayed series and growth include calculations: The official report's 2021 comparison identifies a substantial rebound from 2020, constraining the pandemic-recovery bridge.
- Evidence informing the 2021 market-value input; displayed series and growth include calculations: China reported xx.xx book copies or sheets in 2021, up xx.xx%; the report also distinguishes textbook output and reprints.
- Evidence informing base-year allocation inputs; displayed values and growth are calculated: China's official 2021 textbook share was xx.xx% of book copies. It supplies an older educational-activity proxy, not a monochrome share. ([nppa.gov.cn](https://www.nppa.gov.cn/xxgk/fdzdgknr/tjxx/xx.xx/P020230530667517704140.pdf))
- Evidence informing forecast-year allocation inputs; displayed values and growth are calculated: China's official 2021 textbook share was xx.xx% of book copies. It supplies an older educational-activity proxy, not a monochrome share. ([nppa.gov.cn](https://www.nppa.gov.cn/xxgk/fdzdgknr/tjxx/xx.xx/P020230530667517704140.pdf))
- Evidence informing base-year allocation inputs; displayed values and growth are calculated: The textbook copy proportion constrains educational exposure; comparable monetary intensity and spot-color incidence are modeled separately. ([nppa.gov.cn](https://www.nppa.gov.cn/xxgk/fdzdgknr/tjxx/xx.xx/P020230530667517704140.pdf))
- Evidence informing forecast-year allocation inputs; displayed values and growth are calculated: The textbook copy proportion constrains educational exposure; comparable monetary intensity and spot-color incidence are modeled separately. ([nppa.gov.cn](https://www.nppa.gov.cn/xxgk/fdzdgknr/tjxx/xx.xx/P020230530667517704140.pdf))
- Evidence informing base-year allocation inputs; displayed values and growth are calculated: The educational-activity observation contributes to the shared demand proxy carried into the full-color base and forecast models; no color split is reported. ([nppa.gov.cn](https://www.nppa.gov.cn/xxgk/fdzdgknr/tjxx/xx.xx/P020230530667517704140.pdf))
- Evidence informing forecast-year allocation inputs; displayed values and growth are calculated: The educational-activity observation contributes to the shared demand proxy carried into the full-color base and forecast models; no color split is reported. ([nppa.gov.cn](https://www.nppa.gov.cn/xxgk/fdzdgknr/tjxx/xx.xx/P020230530667517704140.pdf))

14. European Book Publishing Statistics 2023

- Evidence informing the 2022 market-value input; displayed series and growth include calculations: European net publisher revenue was approximately EUR xx.xx in 2022; the association describes paper-cost pressure and price-led growth.

15. Global Connect - Ingram Content Group

- Evidence informing base-year allocation inputs; displayed values and growth are calculated: Agreement-dependent network access does not quantify Brazilian commissions or guarantee institutional awards. ([resources.ingramcontent.com](https://resources.ingramcontent.com/publishers/global-connect))
- Evidence informing forecast-year allocation inputs; displayed values and growth are calculated: Agreement-dependent network access does not quantify Brazilian commissions or guarantee institutional awards. ([resources.ingramcontent.com](https://resources.ingramcontent.com/publishers/global-connect))

16. Hardcover Printing Cost - Kindle Direct Publishing
    - Evidence informing base-year allocation inputs; displayed values and growth are calculated: The current U.S. regular-trim hardcover schedule uses USD xx.xx plus USD xx.xx per page in the relevant band. Comparison with paperback charges constrains the premium-equivalent manufacturing model.
    - Evidence informing forecast-year allocation inputs; displayed values and growth are calculated: The current U.S. regular-trim hardcover schedule uses USD xx.xx plus USD xx.xx per page in the relevant band. Comparison with paperback charges constrains the premium-equivalent manufacturing model.
    - Evidence informing base-year allocation inputs; displayed values and growth are calculated: The USD xx.xx fixed-charge difference supplies the POD premium input; the xx.xx% commercial-run realization and premium incidence are explicitly modeled rather than disclosed.
    - Evidence informing forecast-year allocation inputs; displayed values and growth are calculated: The USD xx.xx fixed-charge difference supplies the POD premium input; the xx.xx% commercial-run realization and premium incidence are explicitly modeled rather than disclosed.
17. User Fees - University of Wisconsin-Milwaukee Print & Copy Services
    - Evidence informing base-year allocation inputs; displayed values and growth are calculated: The university service schedule separately prices preflight/prepress preparation at USD xx.xx per hour, establishing a paid preparation activity rather than an automatic component of every printing-platform purchase.
    - Evidence informing forecast-year allocation inputs; displayed values and growth are calculated: The university service schedule separately prices preflight/prepress preparation at USD xx.xx per hour, establishing a paid preparation activity rather than an automatic component of every printing-platform purchase.
    - Evidence informing base-year allocation inputs; displayed values and growth are calculated: Perfect binding is listed at USD xx.xx-xx.xx per book. The lower endpoint is the model's basic-binding comparator, not a measured worldwide realization.
    - Evidence informing forecast-year allocation inputs; displayed values and growth are calculated: Perfect binding is listed at USD xx.xx-xx.xx per book. The lower endpoint is the model's basic-binding comparator, not a measured worldwide realization.

18. How Much Does It Cost to Print a Book? - QinPrinting
    - Evidence informing base-year allocation inputs; displayed values and growth are calculated: The supplier's delivered xx.xx-page, xx.xx-copy color-book examples list USD xx.xx for softcover and USD xx.xx for hardcover. They provide a commercial-run countercheck, with delivery and product differences preventing direct substitution.
    - Evidence informing forecast-year allocation inputs; displayed values and growth are calculated: The supplier's delivered xx.xx-page, xx.xx-copy color-book examples list USD xx.xx for softcover and USD xx.xx for hardcover. They provide a commercial-run countercheck, with delivery and product differences preventing direct substitution.
    - Evidence informing base-year allocation inputs; displayed values and growth are calculated: The smaller hardcover premium in this offset example qualifies extrapolation of the full POD hardcover increment into binding revenue.
    - Evidence informing forecast-year allocation inputs; displayed values and growth are calculated: The smaller hardcover premium in this offset example qualifies extrapolation of the full POD hardcover increment into binding revenue.
    - Evidence informing base-year allocation inputs; displayed values and growth are calculated: Comparable hardcover and softcover quotations constrain the assumed relative manufacturing realization after scope adjustments.
    - Evidence informing forecast-year allocation inputs; displayed values and growth are calculated: Comparable hardcover and softcover quotations constrain the assumed relative manufacturing realization after scope adjustments.
    - Evidence informing base-year allocation inputs; displayed values and growth are calculated: Softcover prices provide a commercial comparison, not a historical global average.
    - Evidence informing forecast-year allocation inputs; displayed values and growth are calculated: Softcover prices provide a commercial comparison, not a historical global average.
    - Evidence informing base-year allocation inputs; displayed values and growth are calculated: Board-book quotations constrain the assumed production receipt; delivery and duties require adjustment.
    - Evidence informing forecast-year allocation inputs; displayed values and growth are calculated: Board-book quotations constrain the assumed production receipt; delivery and duties require adjustment.
    - Evidence informing base-year allocation inputs; displayed values and growth are calculated: Mechanical-binding quotations constrain the unit-receipt assumption, not incidence.
    - Evidence informing forecast-year allocation inputs; displayed values and growth are calculated: Mechanical-binding quotations constrain the unit-receipt assumption, not incidence.
    - Evidence informing base-year allocation inputs; displayed values and growth are calculated: Short-booklet quotations constrain the lower realization used for eligible saddle-stitched books.
    - Evidence informing forecast-year allocation inputs; displayed values and growth are calculated: Short-booklet quotations constrain the lower realization used for eligible saddle-stitched books.
19. Book Wrap Mailers / Book Boxes - Packaging ONE
    - Evidence informing base-year allocation inputs; displayed values and growth are calculated: The manufacturer lists MP2 book mailers at GBP xx.xx each for xx.xx packs of xx.xx excluding VAT. The converted unit price supplies the packaging-creation value proxy, not a global average or a historical quote.
    - Evidence informing forecast-year allocation inputs; displayed values and growth are calculated: The manufacturer lists MP2 book mailers at GBP xx.xx each for xx.xx packs of xx.xx excluding VAT. The converted unit price supplies the packaging-creation value proxy, not a global average or a historical quote.
    - Evidence informing base-year allocation inputs; displayed values and growth are calculated: The enclosure price forms the other side of the creation-versus-packing ratio. One comparable enclosure per packing unit is an explicit activity-matching assumption.
    - Evidence informing forecast-year allocation inputs; displayed values and growth are calculated: The enclosure price forms the other side of the creation-versus-packing ratio. One comparable enclosure per packing unit is an explicit activity-matching assumption.

20. Foreign Exchange Rates - G.5A Annual, January 5, 2026
    - Evidence informing base-year allocation inputs; displayed values and growth are calculated: The official 2025 annual average is USD xx.xx per GBP. It converts the GBP packaging comparator into the common monetary basis used in the starting allocation.
    - Evidence informing forecast-year allocation inputs; displayed values and growth are calculated: The official 2025 annual average is USD xx.xx per GBP. It converts the GBP packaging comparator into the common monetary basis used in the starting allocation.
    - Evidence informing base-year allocation inputs; displayed values and growth are calculated: The same conversion supports the common-currency packaging/packing denominator inherited by the forecast; no 2032 exchange rate is asserted.
    - Evidence informing forecast-year allocation inputs; displayed values and growth are calculated: The same conversion supports the common-currency packaging/packing denominator inherited by the forecast; no 2032 exchange rate is asserted.
21. Optional Book Publishing Services - InstantPublisher
    - Evidence informing base-year allocation inputs; displayed values and growth are calculated: The provider lists layout/typesetting at USD xx.xx per page with a USD xx.xx minimum. This supports the preparation-spending feasibility check, with purchase incidence and copies per job remaining assumptions.
    - Evidence informing forecast-year allocation inputs; displayed values and growth are calculated: The provider lists layout/typesetting at USD xx.xx per page with a USD xx.xx minimum. This supports the preparation-spending feasibility check, with purchase incidence and copies per job remaining assumptions.
    - Evidence informing base-year allocation inputs; displayed values and growth are calculated: Individual shrink-wrapping is listed at USD xx.xx each plus USD xx.xx setup. Amortizing setup over an assumed xx.xx copies gives the USD xx.xx packing comparator.
    - Evidence informing forecast-year allocation inputs; displayed values and growth are calculated: Individual shrink-wrapping is listed at USD xx.xx each plus USD xx.xx setup. Amortizing setup over an assumed xx.xx copies gives the USD xx.xx packing comparator.
22. How Does Merchant Pricing Work for Ecommerce Stores? - Lulu Direct
    - Evidence informing base-year allocation inputs; displayed values and growth are calculated: The September 2026 merchant-pricing explanation identifies a USD xx.xx fulfillment fee and separates merchant retail receipts from payments for supplier production, shipping and taxes. The fee is a contemporary feasibility comparator, not verified 2025 penetration or a future charge.
    - Evidence informing forecast-year allocation inputs; displayed values and growth are calculated: The September 2026 merchant-pricing explanation identifies a USD xx.xx fulfillment fee and separates merchant retail receipts from payments for supplier production, shipping and taxes. The fee is a contemporary feasibility comparator, not verified 2025 penetration or a future charge.
    - Evidence informing base-year allocation inputs; displayed values and growth are calculated: Merchant retail receipts are separate from payments for printing and fulfillment. The current page lists a USD xx.xx fulfillment fee, with shipping and taxes separately calculated. This supports the service-value boundary, not a historical average fee or global order volume.
    - Evidence informing forecast-year allocation inputs; displayed values and growth are calculated: Merchant retail receipts are separate from payments for printing and fulfillment. The current page lists a USD xx.xx fulfillment fee, with shipping and taxes separately calculated. This supports the service-value boundary, not a historical average fee or global order volume.
    - Evidence informing base-year allocation inputs; displayed values and growth are calculated: Lulu identifies separate retail and production/fulfillment transactions and a USD xx.xx fulfillment fee. This supports excluding merchant retail margins from production-service value and avoiding automatic procurement-channel classification from the storefront.
    - Evidence informing forecast-year allocation inputs; displayed values and growth are calculated: Lulu identifies separate retail and production/fulfillment transactions and a USD xx.xx fulfillment fee. This supports excluding merchant retail margins from production-service value and avoiding automatic procurement-channel classification from the storefront.

23. AAP December 2025 StatShot Report

- Evidence informing base-year allocation inputs; displayed values and growth are calculated: The primary monthly reporting panel's full-year 2025 trade figures show paperback revenue down xx.xx%. This qualifies broad physical-book growth assumptions and supplies directional mix evidence only.
- Evidence informing forecast-year allocation inputs; displayed values and growth are calculated: The primary monthly reporting panel's full-year 2025 trade figures show paperback revenue down xx.xx%. This qualifies broad physical-book growth assumptions and supplies directional mix evidence only.
- Evidence informing base-year allocation inputs; displayed values and growth are calculated: The same approximately xx.xx-publisher panel shows hardcover revenue up xx.xx%. It supports a modest premium-mix hypothesis but neither measures global binding spending nor proves the forecast.
- Evidence informing forecast-year allocation inputs; displayed values and growth are calculated: The same approximately xx.xx-publisher panel shows hardcover revenue up xx.xx%. It supports a modest premium-mix hypothesis but neither measures global binding spending nor proves the forecast.
- Evidence informing base-year allocation inputs; displayed values and growth are calculated: Direct-participant 2025 hardback revenue of approximately USD xx.xx anchors the adjusted conventional-format model; it is not printing revenue or a global share.
- Evidence informing forecast-year allocation inputs; displayed values and growth are calculated: Direct-participant 2025 hardback revenue of approximately USD xx.xx anchors the adjusted conventional-format model; it is not printing revenue or a global share.
- Evidence informing base-year allocation inputs; displayed values and growth are calculated: Reported paperback revenue of approximately USD xx.xx plus USD xx.xx mass-market revenue supplies the comparison input. Reported annual movements qualify the forecast starting mix, not its future persistence.
- Evidence informing forecast-year allocation inputs; displayed values and growth are calculated: Reported paperback revenue of approximately USD xx.xx plus USD xx.xx mass-market revenue supplies the comparison input. Reported annual movements qualify the forecast starting mix, not its future persistence.
- Evidence informing base-year allocation inputs; displayed values and growth are calculated: Direct publisher-sample religious and trade physical-format receipts provide a category-intensity proxy, subject to explicit geographic and coverage adjustments.
- Evidence informing forecast-year allocation inputs; displayed values and growth are calculated: Direct publisher-sample religious and trade physical-format receipts provide a category-intensity proxy, subject to explicit geographic and coverage adjustments.
- Evidence informing base-year allocation inputs; displayed values and growth are calculated: Reported professional-book receipts and their 2025 decline challenge assumptions of automatic growth from recurring reference relationships.
- Evidence informing forecast-year allocation inputs; displayed values and growth are calculated: Reported professional-book receipts and their 2025 decline challenge assumptions of automatic growth from recurring reference relationships.

24. Print and Associated Services Framework - Lot 1 Buyer Guide: Framework Objectives
    - Evidence informing base-year allocation inputs; displayed values and growth are calculated: The public purchasing framework separately specifies production-management advice. It establishes a purchased responsibility but not a global fee rate or permission to count subcontract pass-through as retained revenue.
    - Evidence informing forecast-year allocation inputs; displayed values and growth are calculated: The public purchasing framework separately specifies production-management advice. It establishes a purchased responsibility but not a global fee rate or permission to count subcontract pass-through as retained revenue.
    - Evidence informing base-year allocation inputs; displayed values and growth are calculated: The framework also specifies finished-goods stock holding and call-off, with required holding costs included in the print-job price. This supports allocating embedded production-linked fulfillment rather than restricting the category to standalone invoices.
    - Evidence informing forecast-year allocation inputs; displayed values and growth are calculated: The framework also specifies finished-goods stock holding and call-off, with required holding costs included in the print-job price. This supports allocating embedded production-linked fulfillment rather than restricting the category to standalone invoices.
    - Evidence informing base-year allocation inputs; displayed values and growth are calculated: Finished goods may be held for call-off, with storage included in the print job where required. This supports consolidated releases as a production-linked arrangement without assuming every release is an individual order.
    - Evidence informing forecast-year allocation inputs; displayed values and growth are calculated: Finished goods may be held for call-off, with storage included in the print job where required. This supports consolidated releases as a production-linked arrangement without assuming every release is an individual order.
    - Evidence informing base-year allocation inputs; displayed values and growth are calculated: Contractors maintain designated distribution lists, deliver to nominated addresses and receive job-specific copy allocations, supporting the modeled list-delivery category.
    - Evidence informing forecast-year allocation inputs; displayed values and growth are calculated: Contractors maintain designated distribution lists, deliver to nominated addresses and receive job-specific copy allocations, supporting the modeled list-delivery category.
    - Evidence informing base-year allocation inputs; displayed values and growth are calculated: The coexistence of stock holding, call-off and distribution-list obligations supports separating production trigger from fulfillment responsibility; call-off alone does not establish transaction-level fulfillment.
    - Evidence informing forecast-year allocation inputs; displayed values and growth are calculated: The coexistence of stock holding, call-off and distribution-list obligations supports separating production trigger from fulfillment responsibility; call-off alone does not establish transaction-level fulfillment.

25. Frequently Asked Questions - IngramSpark
    - Evidence informing base-year allocation inputs; displayed values and growth are calculated: IngramSpark states that it does not provide editing, typesetting or design services. This counterexample prevents treating all platform manufacturing commissions as purchases of professional preparation services.
    - Evidence informing forecast-year allocation inputs; displayed values and growth are calculated: IngramSpark states that it does not provide editing, typesetting or design services. This counterexample prevents treating all platform manufacturing commissions as purchases of professional preparation services.
    - Evidence informing base-year allocation inputs; displayed values and growth are calculated: The provider permits nonexclusive sourcing when the customer owns its ISBN and does not offer editing, typesetting or design. These terms constrain the author service boundary, not adoption or revenue growth.
    - Evidence informing forecast-year allocation inputs; displayed values and growth are calculated: The provider permits nonexclusive sourcing when the customer owns its ISBN and does not offer editing, typesetting or design. These terms constrain the author service boundary, not adoption or revenue growth.
    - Evidence informing base-year allocation inputs; displayed values and growth are calculated: IngramSpark permits nonexclusive use of other printers, distributors and fulfillment providers when publishers own their ISBN. This establishes an alternative-sourcing option, not observed switching or a numerical channel allocation.
    - Evidence informing forecast-year allocation inputs; displayed values and growth are calculated: IngramSpark permits nonexclusive use of other printers, distributors and fulfillment providers when publishers own their ISBN. This establishes an alternative-sourcing option, not observed switching or a numerical channel allocation.
26. Packaging Printing & Production - Imago Group
    - Evidence informing base-year allocation inputs; displayed values and growth are calculated: The supplier identifies book slipcases, clamshell cases, tray-and-lid constructions and multicomponent publisher packaging. This supports the enclosure-production boundary and the limitation of a simple mailer-price proxy; it does not supply sales weights.
    - Evidence informing forecast-year allocation inputs; displayed values and growth are calculated: The supplier identifies book slipcases, clamshell cases, tray-and-lid constructions and multicomponent publisher packaging. This supports the enclosure-production boundary and the limitation of a simple mailer-price proxy; it does not supply sales weights.
27. Services - Bridgeport National Bindery
    - Evidence informing base-year allocation inputs; displayed values and growth are calculated: The short-run book-production portfolio separately lists shrink-wrapping and set packing. It establishes commercial packing activity distinct from enclosure manufacture and binding, without measuring its revenue.
    - Evidence informing forecast-year allocation inputs; displayed values and growth are calculated: The short-run book-production portfolio separately lists shrink-wrapping and set packing. It establishes commercial packing activity distinct from enclosure manufacture and binding, without measuring its revenue.
28. Terms and Conditions - CPI Print Germany
    - Evidence informing base-year allocation inputs; displayed values and growth are calculated: Published terms distinguish ex-works production prices from packaging, freight and postage and reserve specified input-cost adjustment rights. They support comparable-scope valuation but do not establish realized inflation.
    - Evidence informing forecast-year allocation inputs; displayed values and growth are calculated: Published terms distinguish ex-works production prices from packaging, freight and postage and reserve specified input-cost adjustment rights. They support comparable-scope valuation but do not establish realized inflation.
    - Evidence informing base-year allocation inputs; displayed values and growth are calculated: Separate treatment of forwarding and storage responsibilities supports the eligible production-linked service boundary; contractual rights do not prove the assumed future fee-growth rate.
    - Evidence informing forecast-year allocation inputs; displayed values and growth are calculated: Separate treatment of forwarding and storage responsibilities supports the eligible production-linked service boundary; contractual rights do not prove the assumed future fee-growth rate.

29. ONIX Codelists Issue 75 - List 150: Product Form
    - Evidence informing base-year allocation inputs; displayed values and growth are calculated: BB identifies hardback/cased books.
    - Evidence informing forecast-year allocation inputs; displayed values and growth are calculated: BB identifies hardback/cased books.
    - Evidence informing base-year allocation inputs; displayed values and growth are calculated: BC identifies paperback/softback books.
    - Evidence informing forecast-year allocation inputs; displayed values and growth are calculated: BC identifies paperback/softback books.
    - Evidence informing base-year allocation inputs; displayed values and growth are calculated: BH distinguishes board-page books from conventional books with rigid covers.
    - Evidence informing forecast-year allocation inputs; displayed values and growth are calculated: BH distinguishes board-page books from conventional books with rigid covers.
    - Evidence informing base-year allocation inputs; displayed values and growth are calculated: BE groups spiral, comb and coil forms.
    - Evidence informing forecast-year allocation inputs; displayed values and growth are calculated: BE groups spiral, comb and coil forms.
    - Evidence informing base-year allocation inputs; displayed values and growth are calculated: BD identifies loose-leaf books.
    - Evidence informing forecast-year allocation inputs; displayed values and growth are calculated: BD identifies loose-leaf books.
    - Evidence informing base-year allocation inputs; displayed values and growth are calculated: BF includes stapled short books; nonbook uses are excluded from the model.
    - Evidence informing forecast-year allocation inputs; displayed values and growth are calculated: BF includes stapled short books; nonbook uses are excluded from the model.
    - Evidence informing base-year allocation inputs; displayed values and growth are calculated: BL recognizes slide-bound books without measuring current sales.
    - Evidence informing forecast-year allocation inputs; displayed values and growth are calculated: BL recognizes slide-bound books without measuring current sales.
    - Evidence informing base-year allocation inputs; displayed values and growth are calculated: BO recognizes continuous concertina-fold books; nonbook charts are excluded.
    - Evidence informing forecast-year allocation inputs; displayed values and growth are calculated: BO recognizes continuous concertina-fold books; nonbook charts are excluded.
    - Evidence informing base-year allocation inputs; displayed values and growth are calculated: BI identifies textile-page books, not cloth-covered paper books.
    - Evidence informing forecast-year allocation inputs; displayed values and growth are calculated: BI identifies textile-page books, not cloth-covered paper books.
    - Evidence informing base-year allocation inputs; displayed values and growth are calculated: BJ identifies waterproof bath-book forms.
    - Evidence informing forecast-year allocation inputs; displayed values and growth are calculated: BJ identifies waterproof bath-book forms.
    - Evidence informing base-year allocation inputs; displayed values and growth are calculated: BP identifies foam-page and foam-cover books.
    - Evidence informing forecast-year allocation inputs; displayed values and growth are calculated: BP identifies foam-page and foam-cover books.

30. Thomson Reuters - Fourth-Quarter and Full-Year 2025 Results
    - Evidence informing base-year allocation inputs; displayed values and growth are calculated: Global Print revenue and contraction constrain professional-print scale and substitution direction; content receipts are not treated as loose-leaf service revenue.
    - Evidence informing forecast-year allocation inputs; displayed values and growth are calculated: Global Print revenue and contraction constrain professional-print scale and substitution direction; content receipts are not treated as loose-leaf service revenue.
31. Lulu - Discontinuing Saddle Stitch in Global Distribution
    - Evidence informing base-year allocation inputs; displayed values and growth are calculated: Provider-specific wholesale distribution restrictions establish a channel constraint, not a global sales weight or measured forecast decline.
    - Evidence informing forecast-year allocation inputs; displayed values and growth are calculated: Provider-specific wholesale distribution restrictions establish a channel constraint, not a global sales weight or measured forecast decline.
32. MAGACOPY Sofia - Copying and Printing Prices
    - Evidence informing base-year allocation inputs; displayed values and growth are calculated: A current EUR xx.xx binding-only charge establishes a live commercial service and a price-scope comparison; full-book USD receipts and incidence remain assumed.
    - Evidence informing forecast-year allocation inputs; displayed values and growth are calculated: A current EUR xx.xx binding-only charge establishes a live commercial service and a price-scope comparison; full-book USD receipts and incidence remain assumed.
33. Imago Group - Spotlight on Children's Books for National Young Readers Week
    - Evidence informing base-year allocation inputs; displayed values and growth are calculated: The company's children's portfolio supports board-book commercial classification, not order volumes.
    - Evidence informing forecast-year allocation inputs; displayed values and growth are calculated: The company's children's portfolio supports board-book commercial classification, not order volumes.
    - Evidence informing base-year allocation inputs; displayed values and growth are calculated: Cloth-book offerings support the textile-page category premise, not its modeled incidence.
    - Evidence informing forecast-year allocation inputs; displayed values and growth are calculated: Cloth-book offerings support the textile-page category premise, not its modeled incidence.
    - Evidence informing base-year allocation inputs; displayed values and growth are calculated: Bath-book offerings support a separate commercial category; sales and service receipts are undisclosed.
    - Evidence informing forecast-year allocation inputs; displayed values and growth are calculated: Bath-book offerings support a separate commercial category; sales and service receipts are undisclosed.
34. Pegasus - My First Book of Shapes: EVA Foam Book
    - Evidence informing base-year allocation inputs; displayed values and growth are calculated: The dated 2025 product identifies foam pages and supports commercial-status and classification checks, not global volume or supplier realization.
    - Evidence informing forecast-year allocation inputs; displayed values and growth are calculated: The dated 2025 product identifies foam pages and supports commercial-status and classification checks, not global volume or supplier realization.

35. U.S. Consumer Product Safety Commission - Children's Books
    - Evidence informing base-year allocation inputs; displayed values and growth are calculated: Product classification and intended audience affect commercial compliance accountability; no numerical surcharge is inferred.
    - Evidence informing forecast-year allocation inputs; displayed values and growth are calculated: Product classification and intended audience affect commercial compliance accountability; no numerical surcharge is inferred.
    - Evidence informing base-year allocation inputs; displayed values and growth are calculated: The exemption boundary supports separate classification rather than assumed conventional-book treatment.
    - Evidence informing forecast-year allocation inputs; displayed values and growth are calculated: The exemption boundary supports separate classification rather than assumed conventional-book treatment.
    - Evidence informing base-year allocation inputs; displayed values and growth are calculated: Compliance classification is retained as an uncertainty, not an exclusion or measured price premium.
    - Evidence informing forecast-year allocation inputs; displayed values and growth are calculated: Compliance classification is retained as an uncertainty, not an exclusion or measured price premium.
    - Evidence informing base-year allocation inputs; displayed values and growth are calculated: Specialty construction does not itself establish ordinary-book exemption eligibility or market inactivity.
    - Evidence informing forecast-year allocation inputs; displayed values and growth are calculated: Specialty construction does not itself establish ordinary-book exemption eligibility or market inactivity.
36. Puget Bindery - Services
    - Evidence informing base-year allocation inputs; displayed values and growth are calculated: The provider identifies training manuals and reference guides as mechanical-binding applications, supporting the commissioning premise without measuring sales incidence.
    - Evidence informing forecast-year allocation inputs; displayed values and growth are calculated: The provider identifies training manuals and reference guides as mechanical-binding applications, supporting the commissioning premise without measuring sales incidence.
    - Evidence informing base-year allocation inputs; displayed values and growth are calculated: Lists commercial letterpress book plates and specialty inserts, supporting a component-service model rather than attribution of the entire book price.
    - Evidence informing forecast-year allocation inputs; displayed values and growth are calculated: Lists commercial letterpress book plates and specialty inserts, supporting a component-service model rather than attribution of the entire book price.
    - Evidence informing base-year allocation inputs; displayed values and growth are calculated: The bindery identifies commercial printers, publishers and corporate print buyers as customers and excludes direct-to-consumer sales. This supports trade-purchasing attribution but supplies no sales percentage.
    - Evidence informing forecast-year allocation inputs; displayed values and growth are calculated: The bindery identifies commercial printers, publishers and corporate print buyers as customers and excludes direct-to-consumer sales. This supports trade-purchasing attribution but supplies no sales percentage.

37. ONIX Codelists Issue 75 - List 80: Product Packaging Type
    - Evidence informing base-year allocation inputs; displayed values and growth are calculated: Separates single-item and multivolume slipcases; supplies classification, not sales weights.
    - Evidence informing forecast-year allocation inputs; displayed values and growth are calculated: Separates single-item and multivolume slipcases; supplies classification, not sales weights.
    - Evidence informing base-year allocation inputs; displayed values and growth are calculated: Distinguishes lidded boxes from slipcase-style boxed sets.
    - Evidence informing forecast-year allocation inputs; displayed values and growth are calculated: Distinguishes lidded boxes from slipcase-style boxed sets.
    - Evidence informing base-year allocation inputs; displayed values and growth are calculated: Open-ended wraparound sleeves are distinct from enclosed wrapping.
    - Evidence informing forecast-year allocation inputs; displayed values and growth are calculated: Open-ended wraparound sleeves are distinct from enclosed wrapping.
    - Evidence informing base-year allocation inputs; displayed values and growth are calculated: Recognizes envelope-like slip-sleeves and wallets or folders.
    - Evidence informing forecast-year allocation inputs; displayed values and growth are calculated: Recognizes envelope-like slip-sleeves and wallets or folders.
    - Evidence informing base-year allocation inputs; displayed values and growth are calculated: Recognizes pouch and bag packaging independently.
    - Evidence informing forecast-year allocation inputs; displayed values and growth are calculated: Recognizes pouch and bag packaging independently.
    - Evidence informing base-year allocation inputs; displayed values and growth are calculated: Separately recognizes shrink-wrapped products and bundles.
    - Evidence informing forecast-year allocation inputs; displayed values and growth are calculated: Separately recognizes shrink-wrapped products and bundles.
    - Evidence informing base-year allocation inputs; displayed values and growth are calculated: Defines formed-plastic clamshells and card-backed blister packaging as distinct constructions.
    - Evidence informing forecast-year allocation inputs; displayed values and growth are calculated: Defines formed-plastic clamshells and card-backed blister packaging as distinct constructions.
    - Evidence informing base-year allocation inputs; displayed values and growth are calculated: Explicitly recognizes book browse-prevention closures.
    - Evidence informing forecast-year allocation inputs; displayed values and growth are calculated: Explicitly recognizes book browse-prevention closures.

38. U.S. Government Publishing Office - Program 827-S: Federal Aviation Administration Books, Contract Pricing and Specifications

- Evidence informing base-year allocation inputs; displayed values and growth are calculated: Historical evaluation quantities provide a container-heavy institutional purchasing counterexample, not global shipment shares.
- Evidence informing forecast-year allocation inputs; displayed values and growth are calculated: Historical evaluation quantities provide a container-heavy institutional purchasing counterexample, not global shipment shares.
- Evidence informing base-year allocation inputs; displayed values and growth are calculated: Separately identifies kraft-envelope packing within the book procurement.
- Evidence informing forecast-year allocation inputs; displayed values and growth are calculated: Separately identifies kraft-envelope packing within the book procurement.
- Evidence informing base-year allocation inputs; displayed values and growth are calculated: Identifies cushioned shipping bags as an eligible book-order enclosure.
- Evidence informing forecast-year allocation inputs; displayed values and growth are calculated: Identifies cushioned shipping bags as an eligible book-order enclosure.
- Evidence informing base-year allocation inputs; displayed values and growth are calculated: Includes wrapped shipping bundles as an alternative purchasing configuration.
- Evidence informing forecast-year allocation inputs; displayed values and growth are calculated: Includes wrapped shipping bundles as an alternative purchasing configuration.
- Evidence informing base-year allocation inputs; displayed values and growth are calculated: Requires packing and filler separately from the external enclosure.
- Evidence informing forecast-year allocation inputs; displayed values and growth are calculated: Requires packing and filler separately from the external enclosure.
- Evidence informing base-year allocation inputs; displayed values and growth are calculated: Identifies closure tape and securing straps independently of container construction.
- Evidence informing forecast-year allocation inputs; displayed values and growth are calculated: Identifies closure tape and securing straps independently of container construction.

39. U.S. Government Publishing Office - Print Order Form 2511 Instructions

- Evidence informing base-year allocation inputs; displayed values and growth are calculated: Specifies paper-banded sets separately from shrink-wrapped sets.
- Evidence informing forecast-year allocation inputs; displayed values and growth are calculated: Specifies paper-banded sets separately from shrink-wrapped sets.
- Evidence informing base-year allocation inputs; displayed values and growth are calculated: Describes shrink-wrapped units nested within cartons, supporting component attribution.
- Evidence informing forecast-year allocation inputs; displayed values and growth are calculated: Describes shrink-wrapped units nested within cartons, supporting component attribution.
- Evidence informing base-year allocation inputs; displayed values and growth are calculated: Distinguishes internal packaging, container quantities and pallet requirements.
- Evidence informing forecast-year allocation inputs; displayed values and growth are calculated: Distinguishes internal packaging, container quantities and pallet requirements.
- Evidence informing base-year allocation inputs; displayed values and growth are calculated: The instructions distinguish nominated delivery addresses and warehouse receiving arrangements, supporting the receiving-point attribution premise, not an observed consolidated market share.
- Evidence informing forecast-year allocation inputs; displayed values and growth are calculated: The instructions distinguish nominated delivery addresses and warehouse receiving arrangements, supporting the receiving-point attribution premise, not an observed consolidated market share.
- Evidence informing base-year allocation inputs; displayed values and growth are calculated: Supplemental distribution lists accommodate multiple destinations, supporting the distinction between preallocated destination delivery and a single receiving-point handoff.
- Evidence informing forecast-year allocation inputs; displayed values and growth are calculated: Supplemental distribution lists accommodate multiple destinations, supporting the distinction between preallocated destination delivery and a single receiving-point handoff.
- Evidence informing base-year allocation inputs; displayed values and growth are calculated: GPO specifies black interior inks separately from cover inks, supporting the monochrome classification and underlying-book attribution premise, not its modeled sales weight. ([gpo.gov](https://www.gpo.gov/docs/default-source/forms-standards-pdf-files/2511_instructions.pdf))
- Evidence informing forecast-year allocation inputs; displayed values and growth are calculated: GPO specifies black interior inks separately from cover inks, supporting the monochrome classification and underlying-book attribution premise, not its modeled sales weight. ([gpo.gov](https://www.gpo.gov/docs/default-source/forms-standards-pdf-files/2511_instructions.pdf))
- Evidence informing base-year allocation inputs; displayed values and growth are calculated: Designated Pantone specifications are recognized for interior inks, supporting a separate spot-color commercial category without measuring its share. ([gpo.gov](https://www.gpo.gov/docs/default-source/forms-standards-pdf-files/2511_instructions.pdf))
- Evidence informing forecast-year allocation inputs; displayed values and growth are calculated: Designated Pantone specifications are recognized for interior inks, supporting a separate spot-color commercial category without measuring its share. ([gpo.gov](https://www.gpo.gov/docs/default-source/forms-standards-pdf-files/2511_instructions.pdf))
- Evidence informing base-year allocation inputs; displayed values and growth are calculated: Four-color process is identified as full color for interior pages; cover color is separately specified. This supports classification at both modeled anchors. ([gpo.gov](https://www.gpo.gov/docs/default-source/forms-standards-pdf-files/2511_instructions.pdf))
- Evidence informing forecast-year allocation inputs; displayed values and growth are calculated: Four-color process is identified as full color for interior pages; cover color is separately specified. This supports classification at both modeled anchors. ([gpo.gov](https://www.gpo.gov/docs/default-source/forms-standards-pdf-files/2511_instructions.pdf))

40. GPOExpress Program Pricing Guide - November 2024
    - Evidence informing base-year allocation inputs; displayed values and growth are calculated: USD xx.xx hand folding provides a handling-cost comparison; the complete band realization remains modeled.
    - Evidence informing forecast-year allocation inputs; displayed values and growth are calculated: USD xx.xx hand folding provides a handling-cost comparison; the complete band realization remains modeled.
    - Evidence informing base-year allocation inputs; displayed values and growth are calculated: USD xx.xx per shrink wrap anchors a small-run comparison, not the assumed global realization.
    - Evidence informing forecast-year allocation inputs; displayed values and growth are calculated: USD xx.xx per shrink wrap anchors a small-run comparison, not the assumed global realization.
    - Evidence informing base-year allocation inputs; displayed values and growth are calculated: USD xx.xx auxiliary insertion supplies a handling-price comparison, not protective-material sales.
    - Evidence informing forecast-year allocation inputs; displayed values and growth are calculated: USD xx.xx auxiliary insertion supplies a handling-price comparison, not protective-material sales.
41. Hardcover Book Protection: Dust Jackets or Slipcases?
    - Evidence informing base-year allocation inputs; displayed values and growth are calculated: Own-product EXW slipcase prices of USD xx.xx, USD xx.xx and USD xx.xx at xx.xx xx.xx and xx.xx units constrain relative realizations.
    - Evidence informing forecast-year allocation inputs; displayed values and growth are calculated: Own-product EXW slipcase prices of USD xx.xx, USD xx.xx and USD xx.xx at xx.xx xx.xx and xx.xx units constrain relative realizations.
42. Book Printing Cost in China: How Printing Prices Are Calculated
    - Evidence informing base-year allocation inputs; displayed values and growth are calculated: Approximately USD xx.xx per export carton including basic packing materials constrains the bulk-package budget; the container allocation is modeled.
    - Evidence informing forecast-year allocation inputs; displayed values and growth are calculated: Approximately USD xx.xx per export carton including basic packing materials constrains the bulk-package budget; the container allocation is modeled.
    - Evidence informing base-year allocation inputs; displayed values and growth are calculated: The inclusive carton quotation constrains combined spending; its cushioning split is assumed.
    - Evidence informing forecast-year allocation inputs; displayed values and growth are calculated: The inclusive carton quotation constrains combined spending; its cushioning split is assumed.
    - Evidence informing base-year allocation inputs; displayed values and growth are calculated: The inclusive carton quotation constrains combined spending; its closure split is assumed.
    - Evidence informing forecast-year allocation inputs; displayed values and growth are calculated: The inclusive carton quotation constrains combined spending; its closure split is assumed.
43. Make Believe Ideas - Independent Retail Catalog 2025
    - Evidence informing base-year allocation inputs; displayed values and growth are calculated: The 2025 catalog identifies activity books with cover-mounted blisters, establishing book-specific participation but not packaging revenue or volume.
    - Evidence informing forecast-year allocation inputs; displayed values and growth are calculated: The 2025 catalog identifies activity books with cover-mounted blisters, establishing book-specific participation but not packaging revenue or volume.
44. Bookmobile - Request Book Printing Quotes the Right Way to Save Money
    - Evidence informing base-year allocation inputs; displayed values and growth are calculated: The printer's bookstore-oriented purchasing guidance cautions against universal shrink-wrap attachment.
    - Evidence informing forecast-year allocation inputs; displayed values and growth are calculated: The printer's bookstore-oriented purchasing guidance cautions against universal shrink-wrap attachment.

45. Digital Book Printing - Bookmobile
    - Evidence informing base-year allocation inputs; displayed values and growth are calculated: The current book-production portfolio separately offers poly bags, supporting commercial category participation rather than a sales weight.
    - Evidence informing forecast-year allocation inputs; displayed values and growth are calculated: The current book-production portfolio separately offers poly bags, supporting commercial category participation rather than a sales weight.
    - Evidence informing base-year allocation inputs; displayed values and growth are calculated: The current portfolio offers shrink-wrap independently of other finishing options.
    - Evidence informing forecast-year allocation inputs; displayed values and growth are calculated: The current portfolio offers shrink-wrap independently of other finishing options.
46. Sell Books on Shopify - Lulu
    - Evidence informing forecast-year allocation inputs; displayed values and growth are calculated: The offered storefront-to-print-and-ship route supports an accessible production-linked parcel channel, not assumed demand.
    - Evidence informing forecast-year allocation inputs; displayed values and growth are calculated: Direct fulfillment availability supports the parcel-use scenario without establishing envelope mix.
    - Evidence informing forecast-year allocation inputs; displayed values and growth are calculated: Direct fulfillment availability supports the parcel-use scenario without establishing bag mix.
47. European Commission - New EU Rules on Packaging Enter into Application
    - Evidence informing forecast-year allocation inputs; displayed values and growth are calculated: Regional packaging minimization supports a directional right-sizing premise, not a measured global box-price effect.
    - Evidence informing forecast-year allocation inputs; displayed values and growth are calculated: Waste-reduction requirements inform the bounded substitution scenario; they do not quantify band adoption.
    - Evidence informing forecast-year allocation inputs; displayed values and growth are calculated: Regional circularity requirements inform lower lightweight-bag exposure without implying a global book-bag ban.
    - Evidence informing forecast-year allocation inputs; displayed values and growth are calculated: Material substitution remains partly internal to the combined film-and-paper category.
    - Evidence informing forecast-year allocation inputs; displayed values and growth are calculated: Regional recyclability pressure informs the niche substitution scenario, not an observed blister-sales decline.
    - Evidence informing forecast-year allocation inputs; displayed values and growth are calculated: Empty-space reduction provides a directional premise for lower cushioning allowance per individual box.
48. Digital Printing - U.S. Government Publishing Office
    - Evidence informing base-year allocation inputs; displayed values and growth are calculated: Procurement examples allow offset or digital alternatives while restricting some digital variants, supporting an acceptance- and run-mix model rather than a universal quality ranking. This is a modeling premise, not an observed process share.
    - Evidence informing forecast-year allocation inputs; displayed values and growth are calculated: Procurement examples allow offset or digital alternatives while restricting some digital variants, supporting an acceptance- and run-mix model rather than a universal quality ranking. This is a modeling premise, not an observed process share.
    - Evidence informing base-year allocation inputs; displayed values and growth are calculated: The purchasing guidance supports conditional digital substitution, not unrestricted interchangeability or an observed forecast allocation.
    - Evidence informing forecast-year allocation inputs; displayed values and growth are calculated: The purchasing guidance supports conditional digital substitution, not unrestricted interchangeability or an observed forecast allocation.

49. Clays demonstrate dedication to digital investment
    - Evidence informing base-year allocation inputs; displayed values and growth are calculated: Reports xx.xx books annually and xx.xx books of digital capacity in an older investment statement; this constrains scale but is not a 2025 realized output mix.
    - Evidence informing forecast-year allocation inputs; displayed values and growth are calculated: Reports xx.xx books annually and xx.xx books of digital capacity in an older investment statement; this constrains scale but is not a 2025 realized output mix.
    - Evidence informing base-year allocation inputs; displayed values and growth are calculated: The company's inkjet investment supports an existing book-production application and a conditional adoption premise, not a quantified global forecast.
    - Evidence informing forecast-year allocation inputs; displayed values and growth are calculated: The company's inkjet investment supports an existing book-production application and a conditional adoption premise, not a quantified global forecast.
    - Evidence informing base-year allocation inputs; displayed values and growth are calculated: The capacity/output comparison is a limited commercial check on continued conventional book production, not a direct offset revenue observation.
    - Evidence informing forecast-year allocation inputs; displayed values and growth are calculated: The capacity/output comparison is a limited commercial check on continued conventional book production, not a direct offset revenue observation.
50. ISO/TC 130 - Guidelines for Using Print Production Standards, Version 1.0, 2019
    - Evidence informing base-year allocation inputs; displayed values and growth are calculated: Distinguishes packaging use cases and printing processes, supporting allocation of gravure to book-associated components rather than the full value of a book.
    - Evidence informing forecast-year allocation inputs; displayed values and growth are calculated: Distinguishes packaging use cases and printing processes, supporting allocation of gravure to book-associated components rather than the full value of a book.
    - Evidence informing base-year allocation inputs; displayed values and growth are calculated: Identifies flexographic packaging applications; the book-specific spending budget and process coefficients remain modeled.
    - Evidence informing forecast-year allocation inputs; displayed values and growth are calculated: Identifies flexographic packaging applications; the book-specific spending budget and process coefficients remain modeled.
51. Premium Layflat Photo Books - PhotobookShop
    - Evidence informing base-year allocation inputs; displayed values and growth are calculated: Offers bound silver-halide photographic books and distinguishes them from digitally printed alternatives, supporting the model's separate photographic category rather than an observed sales weight.
    - Evidence informing forecast-year allocation inputs; displayed values and growth are calculated: Offers bound silver-halide photographic books and distinguishes them from digitally printed alternatives, supporting the model's separate photographic category rather than an observed sales weight.
52. The Cormac McCarthy Collection - The Folio Society
    - Evidence informing base-year allocation inputs; displayed values and growth are calculated: Documents screen-printed cloth covers on physical book editions, supporting component-level commercial attribution. It does not measure supplier component receipts or global uptake.
    - Evidence informing forecast-year allocation inputs; displayed values and growth are calculated: Documents screen-printed cloth covers on physical book editions, supporting component-level commercial attribution. It does not measure supplier component receipts or global uptake.

53. Risograph Digital Duplicator Order Form, 2026 - Minneapolis College of Art and Design
    - Evidence informing base-year allocation inputs; displayed values and growth are calculated: The 2026 institutional form recognizes Risograph book/booklet orders but excludes assembly. It supports a limited application boundary, not 2025 external commercial volume; internal institutional charges are excluded from the numerator.
    - Evidence informing forecast-year allocation inputs; displayed values and growth are calculated: The 2026 institutional form recognizes Risograph book/booklet orders but excludes assembly. It supports a limited application boundary, not 2025 external commercial volume; internal institutional charges are excluded from the numerator.
54. American Printing House - 2024 Annual Report
    - Evidence informing base-year allocation inputs; displayed values and growth are calculated: Fiscal 2024 product sales were USD xx.xx; braille publications represented xx.xx% of product sales; xx.xx braille volumes were produced. These inputs constrain an adjusted production-realization proxy, not a global market share.
    - Evidence informing base-year allocation inputs; displayed values and growth are calculated: The decline from xx.xx braille volumes in 2022 qualifies a uniform physical-demand growth assumption and informs the slower relative forecast activity weight.
    - Evidence informing forecast-year allocation inputs; displayed values and growth are calculated: Fiscal 2024 product sales were USD xx.xx; braille publications represented xx.xx% of product sales; xx.xx braille volumes were produced. These inputs constrain an adjusted production-realization proxy, not a global market share.
    - Evidence informing forecast-year allocation inputs; displayed values and growth are calculated: The decline from xx.xx braille volumes in 2022 qualifies a uniform physical-demand growth assumption and informs the slower relative forecast activity weight.
55. Kodak Moments Kiosk - Kodak Alaris
    - Evidence informing base-year allocation inputs; displayed values and growth are calculated: Advertises book-capable retail kiosk equipment and a photographic-printing portfolio. Used only as a commercial-route premise for the thermal working estimate, not as evidence of thermal book-service sales, utilization or the final share.
    - Evidence informing forecast-year allocation inputs; displayed values and growth are calculated: Advertises book-capable retail kiosk equipment and a photographic-printing portfolio. Used only as a commercial-route premise for the thermal working estimate, not as evidence of thermal book-service sales, utilization or the final share.
56. 二〇二一年全国新闻出版业基本情况
    - Evidence informing base-year allocation inputs; displayed values and growth are calculated: Official 2021 aggregate textbook output distinguishes school, tertiary and vocational/adult activity; historical volumes require value and global-scope adjustments.
    - Evidence informing forecast-year allocation inputs; displayed values and growth are calculated: Official 2021 aggregate textbook output distinguishes school, tertiary and vocational/adult activity; historical volumes require value and global-scope adjustments.
    - Evidence informing base-year allocation inputs; displayed values and growth are calculated: Secondary, primary and teaching-book aggregate sheet counts form the school activity weight.
    - Evidence informing forecast-year allocation inputs; displayed values and growth are calculated: Secondary, primary and teaching-book aggregate sheet counts form the school activity weight.
    - Evidence informing base-year allocation inputs; displayed values and growth are calculated: Tertiary textbook aggregate output supplies the higher-education activity input before an assumed relative-service-value adjustment.
    - Evidence informing forecast-year allocation inputs; displayed values and growth are calculated: Tertiary textbook aggregate output supplies the higher-education activity input before an assumed relative-service-value adjustment.
    - Evidence informing base-year allocation inputs; displayed values and growth are calculated: Vocational, adult and literacy textbook output supplies the corresponding historical activity input.
    - Evidence informing forecast-year allocation inputs; displayed values and growth are calculated: Vocational, adult and literacy textbook output supplies the corresponding historical activity input.

57. Music, printed or in manuscript imports by country, 2024 - World Integrated Trade Solution
    - Evidence informing base-year allocation inputs; displayed values and growth are calculated: Official HS xx.xx import observations constrain the music-publication value bridge; domestic supply, physical-book eligibility and the printing-service fraction remain modeled.
    - Evidence informing forecast-year allocation inputs; displayed values and growth are calculated: Official HS xx.xx import observations constrain the music-publication value bridge; domestic supply, physical-book eligibility and the printing-service fraction remain modeled.
58. Bloomsbury Publishing - 2024/25 Results Presentation
    - Evidence informing base-year allocation inputs; displayed values and growth are calculated: Separate Academic & Professional print, digital and rights/service receipts demonstrate the required physical-revenue boundary; company mix is not treated as global market share.
    - Evidence informing forecast-year allocation inputs; displayed values and growth are calculated: Separate Academic & Professional print, digital and rights/service receipts demonstrate the required physical-revenue boundary; company mix is not treated as global market share.
    - Evidence informing base-year allocation inputs; displayed values and growth are calculated: Observed physical academic publishing activity supports commercial applicability but does not verify the assumed global research/reference ratio.
    - Evidence informing forecast-year allocation inputs; displayed values and growth are calculated: Observed physical academic publishing activity supports commercial applicability but does not verify the assumed global research/reference ratio.
59. HDSB - RFSQ 26-013: Yearbook Software and Printing Services
    - Evidence informing base-year allocation inputs; displayed values and growth are calculated: The qualification notice establishes a commissioned yearbook scope including printing, binding and school delivery; it supplies no awarded value and is not used as a sales weight.
    - Evidence informing forecast-year allocation inputs; displayed values and growth are calculated: The qualification notice establishes a commissioned yearbook scope including printing, binding and school delivery; it supplies no awarded value and is not used as a sales weight.
    - Evidence informing base-year allocation inputs; displayed values and growth are calculated: The yearbook qualification notice restricts supply to prequalified vendors while permitting school bulk orders and individual ordering. It supports separating commissioning authority from ultimate payment, but discloses no fulfilled-order value.
    - Evidence informing forecast-year allocation inputs; displayed values and growth are calculated: The yearbook qualification notice restricts supply to prequalified vendors while permitting school bulk orders and individual ordering. It supports separating commissioning authority from ultimate payment, but discloses no fulfilled-order value.
    - Evidence informing base-year allocation inputs; displayed values and growth are calculated: The individual-ordering option establishes an attribution uncertainty relevant to the modeled household portion; it does not establish the assumed xx.xx% proportion.
    - Evidence informing forecast-year allocation inputs; displayed values and growth are calculated: The individual-ordering option establishes an attribution uncertainty relevant to the modeled household portion; it does not establish the assumed xx.xx% proportion.

60. U.S. Census Bureau - 2022 Economic Census, Books Printing Questionnaire MC-32312
    - Evidence informing base-year allocation inputs; displayed values and growth are calculated: The official printing questionnaire supports the distinction between textbook and general-book production; recognition is not treated as a revenue weight.
    - Evidence informing forecast-year allocation inputs; displayed values and growth are calculated: The official printing questionnaire supports the distinction between textbook and general-book production; recognition is not treated as a revenue weight.
    - Evidence informing base-year allocation inputs; displayed values and growth are calculated: Recognized coloring-book output supports treating recreational activity commissions separately from institutional textbooks according to purpose.
    - Evidence informing forecast-year allocation inputs; displayed values and growth are calculated: Recognized coloring-book output supports treating recreational activity commissions separately from institutional textbooks according to purpose.
61. Press Information Bureau - Department of School Education & Literacy, Year End Review 2024
    - Evidence informing base-year allocation inputs; displayed values and growth are calculated: The government review describes substantial NCERT physical-textbook activity, independently qualifying the physical-availability premise without establishing attributable supplier revenue.
    - Evidence informing forecast-year allocation inputs; displayed values and growth are calculated: The government review describes substantial NCERT physical-textbook activity, independently qualifying the physical-availability premise without establishing attributable supplier revenue.
62. 2022 North American Industry Classification System - United States
    - Evidence informing base-year allocation inputs; displayed values and growth are calculated: Dedicated book-publishing activity is separated from institutional primary activities and printing without publishing, constraining the Publishing Organizations numerator.
    - Evidence informing forecast-year allocation inputs; displayed values and growth are calculated: Dedicated book-publishing activity is separated from institutional primary activities and printing without publishing, constraining the Publishing Organizations numerator.
63. U.S. Census Bureau - Books Printing: 2002
    - Evidence informing base-year allocation inputs; displayed values and growth are calculated: Table xx.xx reports 2002 U.S. books-printing contract-work costs of USD xx.xx and shipments of USD xx.xx. Their ratio supplies a dated manufacturing-subcontract proxy, held constant within the forecast component.
    - Evidence informing forecast-year allocation inputs; displayed values and growth are calculated: Table xx.xx reports 2002 U.S. books-printing contract-work costs of USD xx.xx and shipments of USD xx.xx. Their ratio supplies a dated manufacturing-subcontract proxy, held constant within the forecast component.
    - Evidence informing base-year allocation inputs; displayed values and growth are calculated: The historical subcontract-cost input constrains the modeled transfer from publisher-origin commissioning to performing suppliers, without adding another gross contract value.
    - Evidence informing forecast-year allocation inputs; displayed values and growth are calculated: The historical subcontract-cost input constrains the modeled transfer from publisher-origin commissioning to performing suppliers, without adding another gross contract value.
64. Samfine Creation Holdings Group Limited - Form 20-F for the year ended December 31, 2025
    - Evidence informing base-year allocation inputs; displayed values and growth are calculated: The company reports USD xx.xx of 2025 book-product revenue and principally serves book traders that secure printing contracts and outsource production. This is a supplier-specific quantitative role check, not a Global allocation weight.
    - Evidence informing forecast-year allocation inputs; displayed values and growth are calculated: The company reports USD xx.xx of 2025 book-product revenue and principally serves book traders that secure printing contracts and outsource production. This is a supplier-specific quantitative role check, not a Global allocation weight.

65. Ministry of Education - NCERT and Amazon Letter of Engagement, October 7, 2024
    - Evidence informing base-year allocation inputs; displayed values and growth are calculated: The October xx.xx 2024 announcement targeted xx.xx NCERT books for academic 2025-xx.xx. This is a planned institutional activity anchor; realization, eligible receipts and subsequent growth are modeled separately.
    - Evidence informing forecast-year allocation inputs; displayed values and growth are calculated: The October xx.xx 2024 announcement targeted xx.xx NCERT books for academic 2025-xx.xx. This is a planned institutional activity anchor; realization, eligible receipts and subsequent growth are modeled separately.
66. Bangladesh e-GP - NCTB/TEXTBOOK/2025, Package GD.102_SEC_8.031
    - Evidence informing base-year allocation inputs; displayed values and growth are calculated: The government-funded procurement plan specifies xx.xx academic-2025 textbook copies and an estimated BDT xx.xx for printing, binding and supply. It constrains commercial order scale and local unit-budget plausibility, not realized annual revenue.
    - Evidence informing forecast-year allocation inputs; displayed values and growth are calculated: The government-funded procurement plan specifies xx.xx academic-2025 textbook copies and an estimated BDT xx.xx for printing, binding and supply. It constrains commercial order scale and local unit-budget plausibility, not realized annual revenue.
67. Students suffer as NCTB fails to deliver books - The Daily Star, January 17, 2025
    - Evidence informing base-year allocation inputs; displayed values and growth are calculated: The January xx.xx 2025 report corroborates the dated approximately xx.xx-copy textbook target and early-year delivery disruption. Target realization and supplier receipts remain modeled.
68. Secondary-level students: A new year without full set of books for many - The Daily Star, December 28, 2025
    - Evidence informing forecast-year allocation inputs; displayed values and growth are calculated: The December xx.xx 2025 report corroborates the approximately xx.xx-copy academic-2026 target and continued delivery slippage. It informs a normalization assumption, not an observed 2032 share.
69. Business Books - Print Professional, Custom Corporate Books | Blurb
    - Evidence informing base-year allocation inputs; displayed values and growth are calculated: The business-book offering includes organizational presentation and corporate-gift applications. It establishes an in-scope commissioning proposition, not the modeled global copy quantity or spending.
    - Evidence informing forecast-year allocation inputs; displayed values and growth are calculated: The business-book offering includes organizational presentation and corporate-gift applications. It establishes an in-scope commissioning proposition, not the modeled global copy quantity or spending.
70. How to Use Lulu to Support Your Nonprofit | Lulu
    - Evidence informing base-year allocation inputs; displayed values and growth are calculated: The platform permits an organization or charity to receive creator proceeds. This supports excluding beneficiary-only arrangements from nonprofit commissioning; it does not measure nonprofit printing purchases.
    - Evidence informing forecast-year allocation inputs; displayed values and growth are calculated: The platform permits an organization or charity to receive creator proceeds. This supports excluding beneficiary-only arrangements from nonprofit commissioning; it does not measure nonprofit printing purchases.

71. News Corp - Form 10-K for the fiscal year ended June 30, 2025
    - Evidence informing base-year allocation inputs; displayed values and growth are calculated: Fiscal 2025 consumer backlist revenue of xx.xx% and digital revenue of xx.xx% anchor the assumed physical-backlist bridge and its forecast starting model.
    - Evidence informing forecast-year allocation inputs; displayed values and growth are calculated: Fiscal 2025 consumer backlist revenue of xx.xx% and digital revenue of xx.xx% anchor the assumed physical-backlist bridge and its forecast starting model.
    - Evidence informing base-year allocation inputs; displayed values and growth are calculated: The disclosed backlist mix constrains recurring-title demand; its division into replenishment and POD remains modeled.
    - Evidence informing forecast-year allocation inputs; displayed values and growth are calculated: The disclosed backlist mix constrains recurring-title demand; its division into replenishment and POD remains modeled.
    - Evidence informing base-year allocation inputs; displayed values and growth are calculated: The complementary frontlist population supports the launch-stock cohort after physical-format adjustments.
    - Evidence informing forecast-year allocation inputs; displayed values and growth are calculated: The complementary frontlist population supports the launch-stock cohort after physical-format adjustments.
72. News Corp - Form 10-K for the fiscal year ended June 30, 2026
    - Evidence informing forecast-year allocation inputs; displayed values and growth are calculated: Fiscal 2026 backlist revenue of xx.xx% and digital revenue of xx.xx% lower the forecast physical-backlist proxy instead of assuming continued backlist expansion.
    - Evidence informing forecast-year allocation inputs; displayed values and growth are calculated: The updated catalog mix changes the forecast population available for repeat inventory releases.
    - Evidence informing forecast-year allocation inputs; displayed values and growth are calculated: The updated frontlist/backlist bridge changes the forecast planned-production weight; no 2032 share is disclosed.
73. How Do Lulu Direct Orders Work?
    - Evidence informing base-year allocation inputs; displayed values and growth are calculated: Lulu describes printing after customer purchase and distinguishes production from subsequent shipment, supporting recipient-order attribution rather than technology-based classification.
    - Evidence informing forecast-year allocation inputs; displayed values and growth are calculated: Lulu describes printing after customer purchase and distinguishes production from subsequent shipment, supporting recipient-order attribution rather than technology-based classification.
    - Evidence informing base-year allocation inputs; displayed values and growth are calculated: No minimum order and one-copy ordering establish commercial feasibility, not the number or value of single-copy releases.
    - Evidence informing forecast-year allocation inputs; displayed values and growth are calculated: No minimum order and one-copy ordering establish commercial feasibility, not the number or value of single-copy releases.
    - Evidence informing base-year allocation inputs; displayed values and growth are calculated: One POD offering accepts hundreds of copies, independently challenging a POD-equals-single-copy allocation.
    - Evidence informing forecast-year allocation inputs; displayed values and growth are calculated: One POD offering accepts hundreds of copies, independently challenging a POD-equals-single-copy allocation.
    - Evidence informing base-year allocation inputs; displayed values and growth are calculated: Orders can extend into thousands within the same offering; the production trigger therefore does not uniquely identify the working run band.
    - Evidence informing forecast-year allocation inputs; displayed values and growth are calculated: Orders can extend into thousands within the same offering; the production trigger therefore does not uniquely identify the working run band.

74. Supply Chain - Clays
    - Evidence informing base-year allocation inputs; displayed values and growth are calculated: Clays describes differentiated backlist arrangements and stock visibility, supporting a separate inventory-replenishment cohort without establishing its numerical prevalence.
    - Evidence informing forecast-year allocation inputs; displayed values and growth are calculated: Clays describes differentiated backlist arrangements and stock visibility, supporting a separate inventory-replenishment cohort without establishing its numerical prevalence.
    - Evidence informing base-year allocation inputs; displayed values and growth are calculated: New-title consolidation and predictable annual backlist demand support retaining planned inventory commitments; short-run printing is explicitly not necessarily POD.
    - Evidence informing forecast-year allocation inputs; displayed values and growth are calculated: New-title consolidation and predictable annual backlist demand support retaining planned inventory commitments; short-run printing is explicitly not necessarily POD.
    - Evidence informing base-year allocation inputs; displayed values and growth are calculated: Clays explicitly distinguishes short-run work from POD, supporting category separation rather than a technological proxy for value share.
    - Evidence informing forecast-year allocation inputs; displayed values and growth are calculated: Clays explicitly distinguishes short-run work from POD, supporting category separation rather than a technological proxy for value share.
75. Smart Backlist Management: When to Hold and When to Print-on-Demand
    - Evidence informing base-year allocation inputs; displayed values and growth are calculated: Sheridan describes low-volume titles moving to POD while other titles retain inventory, supporting differentiated release-policy assumptions rather than a uniform backlist-to-POD conversion.
    - Evidence informing forecast-year allocation inputs; displayed values and growth are calculated: Sheridan describes low-volume titles moving to POD while other titles retain inventory, supporting differentiated release-policy assumptions rather than a uniform backlist-to-POD conversion.
    - Evidence informing base-year allocation inputs; displayed values and growth are calculated: A disclosed customer example uses a stock threshold to trigger a 2,000-copy replenishment order. It establishes the commercial mechanism, not a market-wide share.
    - Evidence informing forecast-year allocation inputs; displayed values and growth are calculated: A disclosed customer example uses a stock threshold to trigger a 2,000-copy replenishment order. It establishes the commercial mechanism, not a market-wide share.

76. Shortage of NCERT textbooks - Rajya Sabha Unstarred Question No. 1941, December 17, 2025
    - Evidence informing base-year allocation inputs; displayed values and growth are calculated: Advance enrollment-based forecasting, academic-session readiness and a fiscal 2025-xx.xx plan for approximately xx.xx textbooks support a substantial calendar-driven stock cohort. The target is not realized production.
    - Evidence informing forecast-year allocation inputs; displayed values and growth are calculated: Advance enrollment-based forecasting, academic-session readiness and a fiscal 2025-xx.xx plan for approximately xx.xx textbooks support a substantial calendar-driven stock cohort. The target is not realized production.
    - Evidence informing base-year allocation inputs; displayed values and growth are calculated: Phased supply and inventory monitoring support distinguishing ongoing availability obligations from individual-recipient POD, without quantifying replenishment's global prevalence.
    - Evidence informing forecast-year allocation inputs; displayed values and growth are calculated: Phased supply and inventory monitoring support distinguishing ongoing availability obligations from individual-recipient POD, without quantifying replenishment's global prevalence.
    - Evidence informing base-year allocation inputs; displayed values and growth are calculated: The official answer distinguishes printer empanelment from approximately xx.xx distribution vendors and describes planned fiscal 2025-xx.xx printing of approximately xx.xx textbooks. It supports commissioning-versus-distribution separation, not a realized monetary channel split.
    - Evidence informing forecast-year allocation inputs; displayed values and growth are calculated: The official answer distinguishes printer empanelment from approximately xx.xx distribution vendors and describes planned fiscal 2025-xx.xx printing of approximately xx.xx textbooks. It supports commissioning-versus-distribution separation, not a realized monetary channel split.
    - Evidence informing base-year allocation inputs; displayed values and growth are calculated: Phased textbook supply supports treating annual institutional quantities separately from production batches; it does not disclose the medium-run allocation.
    - Evidence informing forecast-year allocation inputs; displayed values and growth are calculated: Phased textbook supply supports treating annual institutional quantities separately from production batches; it does not disclose the medium-run allocation.
    - Evidence informing base-year allocation inputs; displayed values and growth are calculated: The December xx.xx 2025 answer identifies a xx.xx-million-copy FY2025-xx.xx printing decision versus approximately xx.xx in recent years, a counterforce to assuming rapid long-run disappearance. Planned copies are not realized service revenue.
    - Evidence informing forecast-year allocation inputs; displayed values and growth are calculated: The December xx.xx 2025 answer identifies a xx.xx-million-copy FY2025-xx.xx printing decision versus approximately xx.xx in recent years, a counterforce to assuming rapid long-run disappearance. Planned copies are not realized service revenue.
77. Fulfillment Fee - Lulu Direct
    - Evidence informing base-year allocation inputs; displayed values and growth are calculated: The September 2026 schedule lists USD xx.xx per order regardless of item count, supporting an order-frequency effect on associated-service value. It does not verify the assumed historical or forecast multiplier.
    - Evidence informing forecast-year allocation inputs; displayed values and growth are calculated: The September 2026 schedule lists USD xx.xx per order regardless of item count, supporting an order-frequency effect on associated-service value. It does not verify the assumed historical or forecast multiplier.

78. InnerWorkings, Inc. - Form 10-K for the year ended December 31, 2019
    - Evidence informing base-year allocation inputs; displayed values and growth are calculated: The 2019 filing reports USD xx.xx gross profit on USD xx.xx revenue and describes purchased-product and direct-service costs. Historical reported margins constrain the modeled xx.xx% retained-fee ratio; they do not directly measure book-channel share.
    - Evidence informing forecast-year allocation inputs; displayed values and growth are calculated: The 2019 filing reports USD xx.xx gross profit on USD xx.xx revenue and describes purchased-product and direct-service costs. Historical reported margins constrain the modeled xx.xx% retained-fee ratio; they do not directly measure book-channel share.
    - Evidence informing base-year allocation inputs; displayed values and growth are calculated: The procurement-service margin comparison supports the fee-to-managed-spending bridge underlying the direct-channel complement. Carrying the normalized ratio into 2032 is explicitly a forecast assumption.
    - Evidence informing forecast-year allocation inputs; displayed values and growth are calculated: The procurement-service margin comparison supports the fee-to-managed-spending bridge underlying the direct-channel complement. Carrying the normalized ratio into 2032 is explicitly a forecast assumption.
79. Simplified Purchase Agreement - U.S. Government Publishing Office
    - Evidence informing base-year allocation inputs; displayed values and growth are calculated: SPA permits agency awards directly to certified vendors for purchases up to USD xx.xx while GPO pays vendors and invoices agencies. This supports classifying by the contracting relationship rather than the invoice payer, not a numerical global weight.
    - Evidence informing forecast-year allocation inputs; displayed values and growth are calculated: SPA permits agency awards directly to certified vendors for purchases up to USD xx.xx while GPO pays vendors and invoices agencies. This supports classifying by the contracting relationship rather than the invoice payer, not a numerical global weight.
80. Global Print Services | China, Europe, SE Asia, USA & India
    - Evidence informing base-year allocation inputs; displayed values and growth are calculated: Imago describes sourcing suppliers and coordinating multiple manufacturers for book-related projects. Its cumulative customer relationships establish the offered intermediary role but are not annual revenue or allocation weights.
    - Evidence informing forecast-year allocation inputs; displayed values and growth are calculated: Imago describes sourcing suppliers and coordinating multiple manufacturers for book-related projects. Its cumulative customer relationships establish the offered intermediary role but are not annual revenue or allocation weights.
81. Lion Rock Group Limited - Annual Report 2025
    - Evidence informing base-year allocation inputs; displayed values and growth are calculated: Own-business 2025 turnover changes of minus xx.xx% for APOL and minus xx.xx% for Regent challenge uniform intermediary growth; Regent's non-book focus limits its relevance. These observations support avoiding an additional adoption uplift.
    - Evidence informing forecast-year allocation inputs; displayed values and growth are calculated: Own-business 2025 turnover changes of minus xx.xx% for APOL and minus xx.xx% for Regent challenge uniform intermediary growth; Regent's non-book focus limits its relevance. These observations support avoiding an additional adoption uplift.
    - Evidence informing base-year allocation inputs; displayed values and growth are calculated: Manufacturing turnover changes of minus xx.xx% at xx.xx Printing and plus xx.xx% at Papercraft demonstrate differing supplier trajectories rather than a simple common channel-growth pattern; these are not direct-contracting market shares.
    - Evidence informing forecast-year allocation inputs; displayed values and growth are calculated: Manufacturing turnover changes of minus xx.xx% at xx.xx Printing and plus xx.xx% at Papercraft demonstrate differing supplier trajectories rather than a simple common channel-growth pattern; these are not direct-contracting market shares.

82. Imprint Digital - Book Printing Prices UK

- Evidence informing base-year allocation inputs; displayed values and growth are calculated: The inspected schedule quotes GBP xx.xx at xx.xx copies for one paperback specification, supporting a relative-price input, not a historical global realization.
- Evidence informing forecast-year allocation inputs; displayed values and growth are calculated: The inspected schedule quotes GBP xx.xx at xx.xx copies for one paperback specification, supporting a relative-price input, not a historical global realization.
- Evidence informing base-year allocation inputs; displayed values and growth are calculated: GBP xx.xx at xx.xx copies supplies the medium-run reference index; format and delivery differences require separate treatment.
- Evidence informing forecast-year allocation inputs; displayed values and growth are calculated: GBP xx.xx at xx.xx copies supplies the medium-run reference index; format and delivery differences require separate treatment.
- Evidence informing base-year allocation inputs; displayed values and growth are calculated: The quantity-price curve anchors the reference from which the long-run discount is assumed; no long-run price or future share is disclosed.
- Evidence informing forecast-year allocation inputs; displayed values and growth are calculated: The quantity-price curve anchors the reference from which the long-run discount is assumed; no long-run price or future share is disclosed.

83. Print Options

- Evidence informing base-year allocation inputs; displayed values and growth are calculated: KDP distinguishes black-and-white from color records and locks ink type after publication. These platform-specific conditions qualify switching assumptions, not market weights. ([kdp.amazon.com](https://kdp.amazon.com/en_US/help/topic/G201834180))
- Evidence informing forecast-year allocation inputs; displayed values and growth are calculated: KDP distinguishes black-and-white from color records and locks ink type after publication. These platform-specific conditions qualify switching assumptions, not market weights. ([kdp.amazon.com](https://kdp.amazon.com/en_US/help/topic/G201834180))
- Evidence informing base-year allocation inputs; displayed values and growth are calculated: The displayed platform menu does not establish designated spot-color availability or sales; a general color option is not used as evidence of spot-color demand. ([kdp.amazon.com](https://kdp.amazon.com/en_US/help/topic/G201834180))
- Evidence informing forecast-year allocation inputs; displayed values and growth are calculated: The displayed platform menu does not establish designated spot-color availability or sales; a general color option is not used as evidence of spot-color demand. ([kdp.amazon.com](https://kdp.amazon.com/en_US/help/topic/G201834180))
- Evidence informing base-year allocation inputs; displayed values and growth are calculated: Standard color is unavailable for hardcover, but premium color is available. Both process-color tiers belong within the modeled Full-Color Interiors category. ([kdp.amazon.com](https://kdp.amazon.com/en_US/help/topic/G201834180))
- Evidence informing forecast-year allocation inputs; displayed values and growth are calculated: Standard color is unavailable for hardcover, but premium color is available. Both process-color tiers belong within the modeled Full-Color Interiors category. ([kdp.amazon.com](https://kdp.amazon.com/en_US/help/topic/G201834180))

84. Synthèse des chiffres de l'édition jeunesse 2024-2025

- Evidence informing base-year allocation inputs; displayed values and growth are calculated: The primary French publishing survey reports a xx.xx% decline in illustrated early-childhood volumes and a xx.xx% decline in youth-fiction volumes in 2024. These differing outcomes challenge an aggressive universal color-growth assumption. ([sne.fr](https://www.sne.fr/actu/synthese-des-chiffres-de-ledition-jeunesse-2024-2025/))
- Evidence informing forecast-year allocation inputs; displayed values and growth are calculated: The primary French publishing survey reports a xx.xx% decline in illustrated early-childhood volumes and a xx.xx% decline in youth-fiction volumes in 2024. These differing outcomes challenge an aggressive universal color-growth assumption. ([sne.fr](https://www.sne.fr/actu/synthese-des-chiffres-de-ledition-jeunesse-2024-2025/))

18.5. Middle East

Table 345. Middle East Book Printing & Packaging Services Market, by Country growth contribution, 2025-2032

Category	2025 value (USD Million)	2032 value (USD Million)	Added value (USD Million)	2025 share (%)	2032 share (%)	Change (pp)	Growth share (%)	CAGR (%)
Israel	xx.xx	xx.xx	xx.xx	xx.xx	xx.xx	xx.xx	xx.xx	xx.xx
Qatar	xx.xx	xx.xx	xx.xx	xx.xx	xx.xx	xx.xx	xx.xx	xx.xx
Saudi Arabia	xx.xx	xx.xx	xx.xx	xx.xx	xx.xx	xx.xx	xx.xx	xx.xx
Turkey	xx.xx	xx.xx	xx.xx	xx.xx	xx.xx	xx.xx	xx.xx	xx.xx
Unallocated / remaining scope	xx.xx	xx.xx	xx.xx	xx.xx	xx.xx	xx.xx	xx.xx	xx.xx
United Arab Emirates	xx.xx	xx.xx	xx.xx	xx.xx	xx.xx	xx.xx	xx.xx	xx.xx
Scope total	**xx.xx**	**xx.xx**	**xx.xx**	**xx.xx**	**xx.xx**	**xx.xx**	**xx.xx**	**xx.xx**

Table 346. Middle East Book Printing & Packaging Services Market Size, by Region, 2017-2040 (USD Million)

Region	2017	2024	2025	2026	2027	2032	2040	CAGR (%)
Israel	xx.xx	xx.xx	xx.xx	xx.xx	xx.xx	xx.xx	xx.xx	xx.xx
Qatar	xx.xx	xx.xx	xx.xx	xx.xx	xx.xx	xx.xx	xx.xx	xx.xx
Saudi Arabia	xx.xx	xx.xx	xx.xx	xx.xx	xx.xx	xx.xx	xx.xx	xx.xx
Turkey	xx.xx	xx.xx	xx.xx	xx.xx	xx.xx	xx.xx	xx.xx	xx.xx
United Arab Emirates	xx.xx	xx.xx	xx.xx	xx.xx	xx.xx	xx.xx	xx.xx	xx.xx
Others	xx.xx	xx.xx	xx.xx	xx.xx	xx.xx	xx.xx	xx.xx	xx.xx
Total	**xx.xx**	**xx.xx**	**xx.xx**	**xx.xx**	**xx.xx**	**xx.xx**	**xx.xx**	**xx.xx**

Table 347. Middle East Book Printing & Packaging Services Market Size, by Service Offering, 2017-2040 (USD Million)

Service Offering	2017	2024	2025	2026	2027	2032	2040	CAGR (%)
Book Packaging Production	xx.xx	xx.xx	xx.xx	xx.xx	xx.xx	xx.xx	xx.xx	xx.xx
Book Packing & Kitting	xx.xx	xx.xx	xx.xx	xx.xx	xx.xx	xx.xx	xx.xx	xx.xx
Book Printing	xx.xx	xx.xx	xx.xx	xx.xx	xx.xx	xx.xx	xx.xx	xx.xx
Bookbinding & Finishing	xx.xx	xx.xx	xx.xx	xx.xx	xx.xx	xx.xx	xx.xx	xx.xx
Prepress Services	xx.xx	xx.xx	xx.xx	xx.xx	xx.xx	xx.xx	xx.xx	xx.xx
Print Production Management	xx.xx	xx.xx	xx.xx	xx.xx	xx.xx	xx.xx	xx.xx	xx.xx
Production-Linked Fulfillment	xx.xx	xx.xx	xx.xx	xx.xx	xx.xx	xx.xx	xx.xx	xx.xx
Total	**xx.xx**	**xx.xx**	**xx.xx**	**xx.xx**	**xx.xx**	**xx.xx**	**xx.xx**	**xx.xx**

Table 348. Middle East Book Printing & Packaging Services Market Size, by Book Format, 2017-2040 (USD Million)

Book Format	2017	2024	2025	2026	2027	2032	2040	CAGR (%)
Accordion-Fold Books	xx.xx	xx.xx	xx.xx	xx.xx	xx.xx	xx.xx	xx.xx	xx.xx
Bath Books	xx.xx	xx.xx	xx.xx	xx.xx	xx.xx	xx.xx	xx.xx	xx.xx
Board Books	xx.xx	xx.xx	xx.xx	xx.xx	xx.xx	xx.xx	xx.xx	xx.xx
Foam Books	xx.xx	xx.xx	xx.xx	xx.xx	xx.xx	xx.xx	xx.xx	xx.xx
Hardcover Books	xx.xx	xx.xx	xx.xx	xx.xx	xx.xx	xx.xx	xx.xx	xx.xx
Loose-Leaf Books	xx.xx	xx.xx	xx.xx	xx.xx	xx.xx	xx.xx	xx.xx	xx.xx
Paperback & Softcover Books	xx.xx	xx.xx	xx.xx	xx.xx	xx.xx	xx.xx	xx.xx	xx.xx
Saddle-Stitched Booklets	xx.xx	xx.xx	xx.xx	xx.xx	xx.xx	xx.xx	xx.xx	xx.xx
Slide-Bound Books	xx.xx	xx.xx	xx.xx	xx.xx	xx.xx	xx.xx	xx.xx	xx.xx
Textile Books	xx.xx	xx.xx	xx.xx	xx.xx	xx.xx	xx.xx	xx.xx	xx.xx
Wire, Coil & Comb-Bound Books	xx.xx	xx.xx	xx.xx	xx.xx	xx.xx	xx.xx	xx.xx	xx.xx
Total	**xx.xx**	**xx.xx**	**xx.xx**	**xx.xx**	**xx.xx**	**xx.xx**	**xx.xx**	**xx.xx**

Table 349. Middle East Book Printing & Packaging Services Market Size, by Packaging Format, 2017-2040 (USD Million)

Packaging Format	2017	2024	2025	2026	2027	2032	2040	CAGR (%)
Bags & Pouches	xx.xx	xx.xx	xx.xx	xx.xx	xx.xx	xx.xx	xx.xx	xx.xx
Blister & Clamshell Packs	xx.xx	xx.xx	xx.xx	xx.xx	xx.xx	xx.xx	xx.xx	xx.xx
Boxes & Lidded Cases	xx.xx	xx.xx	xx.xx	xx.xx	xx.xx	xx.xx	xx.xx	xx.xx
Envelopes, Wallets & Folders	xx.xx	xx.xx	xx.xx	xx.xx	xx.xx	xx.xx	xx.xx	xx.xx
Film & Paper Wraps	xx.xx	xx.xx	xx.xx	xx.xx	xx.xx	xx.xx	xx.xx	xx.xx
Protective Inserts & Cushioning	xx.xx	xx.xx	xx.xx	xx.xx	xx.xx	xx.xx	xx.xx	xx.xx
Seals & Strapping	xx.xx	xx.xx	xx.xx	xx.xx	xx.xx	xx.xx	xx.xx	xx.xx
Sleeves & Wraparound Bands	xx.xx	xx.xx	xx.xx	xx.xx	xx.xx	xx.xx	xx.xx	xx.xx
Slipcases	xx.xx	xx.xx	xx.xx	xx.xx	xx.xx	xx.xx	xx.xx	xx.xx
Others	xx.xx	xx.xx	xx.xx	xx.xx	xx.xx	xx.xx	xx.xx	xx.xx
Total	**xx.xx**	**xx.xx**	**xx.xx**	**xx.xx**	**xx.xx**	**xx.xx**	**xx.xx**	**xx.xx**

Table 350. Middle East Book Printing & Packaging Services Market Size, by Printing Technology, 2017-2040 (USD Million)

Printing Technology	2017	2024	2025	2026	2027	2032	2040	CAGR (%)
Braille Embossing	xx.xx	xx.xx	xx.xx	xx.xx	xx.xx	xx.xx	xx.xx	xx.xx
Digital Printing	xx.xx	xx.xx	xx.xx	xx.xx	xx.xx	xx.xx	xx.xx	xx.xx
Flexographic Printing	xx.xx	xx.xx	xx.xx	xx.xx	xx.xx	xx.xx	xx.xx	xx.xx
Gravure Printing	xx.xx	xx.xx	xx.xx	xx.xx	xx.xx	xx.xx	xx.xx	xx.xx
Letterpress Printing	xx.xx	xx.xx	xx.xx	xx.xx	xx.xx	xx.xx	xx.xx	xx.xx
Offset Lithography	xx.xx	xx.xx	xx.xx	xx.xx	xx.xx	xx.xx	xx.xx	xx.xx
Screen Printing	xx.xx	xx.xx	xx.xx	xx.xx	xx.xx	xx.xx	xx.xx	xx.xx
Silver-Halide Photographic Printing	xx.xx	xx.xx	xx.xx	xx.xx	xx.xx	xx.xx	xx.xx	xx.xx
Stencil Duplicator Printing	xx.xx	xx.xx	xx.xx	xx.xx	xx.xx	xx.xx	xx.xx	xx.xx
Others	xx.xx	xx.xx	xx.xx	xx.xx	xx.xx	xx.xx	xx.xx	xx.xx
Total	**xx.xx**	**xx.xx**	**xx.xx**	**xx.xx**	**xx.xx**	**xx.xx**	**xx.xx**	**xx.xx**

Table 351. Middle East Book Printing & Packaging Services Market Size, by Offset Lithography, 2017-2040 (USD Million)

Offset Lithography	2017	2024	2025	2026	2027	2032	2040	CAGR (%)
Sheetfed Offset Printing	xx.xx	xx.xx	xx.xx	xx.xx	xx.xx	xx.xx	xx.xx	xx.xx
Web Offset Printing	xx.xx	xx.xx	xx.xx	xx.xx	xx.xx	xx.xx	xx.xx	xx.xx
Total	**xx.xx**	**xx.xx**	**xx.xx**	**xx.xx**	**xx.xx**	**xx.xx**	**xx.xx**	**xx.xx**

Table 352. Middle East Book Printing & Packaging Services Market Size, by Digital Printing, 2017-2040 (USD Million)

Digital Printing	2017	2024	2025	2026	2027	2032	2040	CAGR (%)
Electrophotographic Printing	xx.xx	xx.xx	xx.xx	xx.xx	xx.xx	xx.xx	xx.xx	xx.xx
Inkjet Printing	xx.xx	xx.xx	xx.xx	xx.xx	xx.xx	xx.xx	xx.xx	xx.xx
Thermal Printing	xx.xx	xx.xx	xx.xx	xx.xx	xx.xx	xx.xx	xx.xx	xx.xx
Total	**xx.xx**	**xx.xx**	**xx.xx**	**xx.xx**	**xx.xx**	**xx.xx**	**xx.xx**	**xx.xx**

Table 353. Middle East Book Printing & Packaging Services Market Size, by Publication Application, 2017-2040 (USD Million)

Publication Application	2017	2024	2025	2026	2027	2032	2040	CAGR (%)
Activity & Puzzle Books	xx.xx	xx.xx	xx.xx	xx.xx	xx.xx	xx.xx	xx.xx	xx.xx
Art & Photography Books	xx.xx	xx.xx	xx.xx	xx.xx	xx.xx	xx.xx	xx.xx	xx.xx
Commemorative & Personal Books	xx.xx	xx.xx	xx.xx	xx.xx	xx.xx	xx.xx	xx.xx	xx.xx
Educational & Training Books	xx.xx	xx.xx	xx.xx	xx.xx	xx.xx	xx.xx	xx.xx	xx.xx
General-Interest Books	xx.xx	xx.xx	xx.xx	xx.xx	xx.xx	xx.xx	xx.xx	xx.xx
Institutional & Corporate Books	xx.xx	xx.xx	xx.xx	xx.xx	xx.xx	xx.xx	xx.xx	xx.xx
Music Books & Scores	xx.xx	xx.xx	xx.xx	xx.xx	xx.xx	xx.xx	xx.xx	xx.xx
Religious & Devotional Books	xx.xx	xx.xx	xx.xx	xx.xx	xx.xx	xx.xx	xx.xx	xx.xx
Scholarly & Professional Books	xx.xx	xx.xx	xx.xx	xx.xx	xx.xx	xx.xx	xx.xx	xx.xx
Total	**xx.xx**	**xx.xx**	**xx.xx**	**xx.xx**	**xx.xx**	**xx.xx**	**xx.xx**	**xx.xx**

Table 354. Middle East Book Printing & Packaging Services Market Size, by Educational & Training Books, 2017-2040 (USD Million)

Educational & Training Books	2017	2024	2025	2026	2027	2032	2040	CAGR (%)
Higher Education Textbooks	xx.xx	xx.xx	xx.xx	xx.xx	xx.xx	xx.xx	xx.xx	xx.xx
School Textbooks & Workbooks	xx.xx	xx.xx	xx.xx	xx.xx	xx.xx	xx.xx	xx.xx	xx.xx
Vocational & Continuing Education Books	xx.xx	xx.xx	xx.xx	xx.xx	xx.xx	xx.xx	xx.xx	xx.xx
Total	**xx.xx**	**xx.xx**	**xx.xx**	**xx.xx**	**xx.xx**	**xx.xx**	**xx.xx**	**xx.xx**

Table 355. Middle East Book Printing & Packaging Services Market Size, by Commemorative & Personal Books, 2017-2040 (USD Million)

Commemorative & Personal Books	2017	2024	2025	2026	2027	2032	2040	CAGR (%)
Personal Photo & Memory Books	xx.xx	xx.xx	xx.xx	xx.xx	xx.xx	xx.xx	xx.xx	xx.xx
Yearbooks & Organizational Commemoratives	xx.xx	xx.xx	xx.xx	xx.xx	xx.xx	xx.xx	xx.xx	xx.xx
Total	**xx.xx**	**xx.xx**	**xx.xx**	**xx.xx**	**xx.xx**	**xx.xx**	**xx.xx**	**xx.xx**

Table 356. Middle East Book Printing & Packaging Services Market Size, by Scholarly & Professional Books, 2017-2040 (USD Million)

Scholarly & Professional Books	2017	2024	2025	2026	2027	2032	2040	CAGR (%)
Professional & Technical Reference Books	xx.xx	xx.xx	xx.xx	xx.xx	xx.xx	xx.xx	xx.xx	xx.xx
Scholarly Research Books	xx.xx	xx.xx	xx.xx	xx.xx	xx.xx	xx.xx	xx.xx	xx.xx
Total	**xx.xx**	**xx.xx**	**xx.xx**	**xx.xx**	**xx.xx**	**xx.xx**	**xx.xx**	**xx.xx**

Table 357. Middle East Book Printing & Packaging Services Market Size, by Buyer Type, 2017-2040 (USD Million)

Buyer Type	2017	2024	2025	2026	2027	2032	2040	CAGR (%)
Corporate & Commercial Buyers	xx.xx	xx.xx	xx.xx	xx.xx	xx.xx	xx.xx	xx.xx	xx.xx
Educational & Research Institutions	xx.xx	xx.xx	xx.xx	xx.xx	xx.xx	xx.xx	xx.xx	xx.xx
Government & Intergovernmental Bodies	xx.xx	xx.xx	xx.xx	xx.xx	xx.xx	xx.xx	xx.xx	xx.xx
Nonprofit & Membership Organizations	xx.xx	xx.xx	xx.xx	xx.xx	xx.xx	xx.xx	xx.xx	xx.xx
Print & Production Service Providers	xx.xx	xx.xx	xx.xx	xx.xx	xx.xx	xx.xx	xx.xx	xx.xx
Private Individuals & Households	xx.xx	xx.xx	xx.xx	xx.xx	xx.xx	xx.xx	xx.xx	xx.xx
Publishing Organizations	xx.xx	xx.xx	xx.xx	xx.xx	xx.xx	xx.xx	xx.xx	xx.xx
Self-Publishing Authors & Creators	xx.xx	xx.xx	xx.xx	xx.xx	xx.xx	xx.xx	xx.xx	xx.xx
Total	**xx.xx**	**xx.xx**	**xx.xx**	**xx.xx**	**xx.xx**	**xx.xx**	**xx.xx**	**xx.xx**

Table 358. Middle East Book Printing & Packaging Services Market Size, by Production Model, 2017-2040 (USD Million)

Production Model	2017	2024	2025	2026	2027	2032	2040	CAGR (%)
Planned Stock Production	xx.xx	xx.xx	xx.xx	xx.xx	xx.xx	xx.xx	xx.xx	xx.xx
Print-on-Demand	xx.xx	xx.xx	xx.xx	xx.xx	xx.xx	xx.xx	xx.xx	xx.xx
Stock Replenishment	xx.xx	xx.xx	xx.xx	xx.xx	xx.xx	xx.xx	xx.xx	xx.xx
Total	**xx.xx**	**xx.xx**	**xx.xx**	**xx.xx**	**xx.xx**	**xx.xx**	**xx.xx**	**xx.xx**

Table 359. Middle East Book Printing & Packaging Services Market Size, by Fulfillment Model, 2017-2040 (USD Million)

Fulfillment Model	2017	2024	2025	2026	2027	2032	2040	CAGR (%)
Consolidated Handoff	xx.xx	xx.xx	xx.xx	xx.xx	xx.xx	xx.xx	xx.xx	xx.xx
Distribution-List Delivery	xx.xx	xx.xx	xx.xx	xx.xx	xx.xx	xx.xx	xx.xx	xx.xx
Order-Level Fulfillment	xx.xx	xx.xx	xx.xx	xx.xx	xx.xx	xx.xx	xx.xx	xx.xx
Total	**xx.xx**	**xx.xx**	**xx.xx**	**xx.xx**	**xx.xx**	**xx.xx**	**xx.xx**	**xx.xx**

Table 360. Middle East Book Printing & Packaging Services Market Size, by Procurement Channel, 2017-2040 (USD Million)

Procurement Channel	2017	2024	2025	2026	2027	2032	2040	CAGR (%)
Direct Provider Contracting	xx.xx	xx.xx	xx.xx	xx.xx	xx.xx	xx.xx	xx.xx	xx.xx
Intermediary-Led Contracting	xx.xx	xx.xx	xx.xx	xx.xx	xx.xx	xx.xx	xx.xx	xx.xx
Total	**xx.xx**	**xx.xx**	**xx.xx**	**xx.xx**	**xx.xx**	**xx.xx**	**xx.xx**	**xx.xx**

Table 361. Middle East Book Printing & Packaging Services Market Size, by Print Run Length, 2017-2040 (USD Million)

Print Run Length	2017	2024	2025	2026	2027	2032	2040	CAGR (%)
Long Runs	xx.xx	xx.xx	xx.xx	xx.xx	xx.xx	xx.xx	xx.xx	xx.xx
Medium Runs	xx.xx	xx.xx	xx.xx	xx.xx	xx.xx	xx.xx	xx.xx	xx.xx
Short Runs	xx.xx	xx.xx	xx.xx	xx.xx	xx.xx	xx.xx	xx.xx	xx.xx
Single-Copy Runs	xx.xx	xx.xx	xx.xx	xx.xx	xx.xx	xx.xx	xx.xx	xx.xx
Total	**xx.xx**	**xx.xx**	**xx.xx**	**xx.xx**	**xx.xx**	**xx.xx**	**xx.xx**	**xx.xx**

Table 362. Middle East Book Printing & Packaging Services Market Size, by Interior Color, 2017-2040 (USD Million)

Interior Color	2017	2024	2025	2026	2027	2032	2040	CAGR (%)
Black-and-White Interiors	xx.xx	xx.xx	xx.xx	xx.xx	xx.xx	xx.xx	xx.xx	xx.xx
Full-Color Interiors	xx.xx	xx.xx	xx.xx	xx.xx	xx.xx	xx.xx	xx.xx	xx.xx
Spot-Color Interiors	xx.xx	xx.xx	xx.xx	xx.xx	xx.xx	xx.xx	xx.xx	xx.xx
Total	**xx.xx**	**xx.xx**	**xx.xx**	**xx.xx**	**xx.xx**	**xx.xx**	**xx.xx**	**xx.xx**

Sources & Evidence

1. European Book Publishing Statistics 2024

   · Evidence informing the 2024 market-value input; displayed series and growth include calculations: European publishers reported approximately EUR xx.xx of net book-sales revenue in 2024. The disclosed ebook and audiobook proportions inform the modeled xx.xx% physical-book revenue proportion; publisher revenue is an input, not printing-service revenue.

   · Evidence informing the 2025 market-value input; displayed series and growth include calculations: The 2024 publisher-revenue and format observations provide the European demand input carried into the 2025 estimate.

2. The Global Publishing Industry in 2022

- Evidence informing the 2024 market-value input; displayed series and growth include calculations: Table xx.xx supplies country-level publishing revenues and identifies differences between retail-value, publisher-revenue, print-only and prior-year observations. Selected non-European country observations are adjusted for physical formats and period before estimating production spending.
- Evidence informing the 2025 market-value input; displayed series and growth include calculations: The selected country observations contribute to the demand pool underlying the 2025 working estimate. Nielsen retail datasets elsewhere in the publication are not used.
- Evidence informing base-year allocation inputs; displayed values and growth are calculated: Turkish revenue constrains regional commissioning scale. ([wipo.int](https://www.wipo.int/edocs/pubdocs/en/wipo-pub-xx.xx-2023-xx.xx-en-the-global-publishing-industry-in-2022.pdf))
- Evidence informing forecast-year allocation inputs; displayed values and growth are calculated: Turkish revenue constrains regional commissioning scale. ([wipo.int](https://www.wipo.int/edocs/pubdocs/en/wipo-pub-xx.xx-2023-xx.xx-en-the-global-publishing-industry-in-2022.pdf))
- Evidence informing base-year allocation inputs; displayed values and growth are calculated: Primary survey sector differences constrain the education-adjusted hardcover proxy.
- Evidence informing forecast-year allocation inputs; displayed values and growth are calculated: Primary survey sector differences constrain the education-adjusted hardcover proxy.
- Evidence informing base-year allocation inputs; displayed values and growth are calculated: Educational/trade differences qualify extrapolation of U.S. consumer-format revenue.
- Evidence informing forecast-year allocation inputs; displayed values and growth are calculated: Educational/trade differences qualify extrapolation of U.S. consumer-format revenue.
- Evidence informing base-year allocation inputs; displayed values and growth are calculated: USD xx.xx of surveyed children's publishing revenue anchors the modeled specialty demand pool, not supplier receipts.
- Evidence informing forecast-year allocation inputs; displayed values and growth are calculated: USD xx.xx of surveyed children's publishing revenue anchors the modeled specialty demand pool, not supplier receipts.
- Evidence informing base-year allocation inputs; displayed values and growth are calculated: Sector data constrain the commissioning-pool proxy; mechanical incidence remains assumed.
- Evidence informing forecast-year allocation inputs; displayed values and growth are calculated: Sector data constrain the commissioning-pool proxy; mechanical incidence remains assumed.
- Evidence informing base-year allocation inputs; displayed values and growth are calculated: Educational demand supplies a common economic anchor; loose-leaf incidence remains modeled.
- Evidence informing forecast-year allocation inputs; displayed values and growth are calculated: Educational demand supplies a common economic anchor; loose-leaf incidence remains modeled.
- Evidence informing base-year allocation inputs; displayed values and growth are calculated: Sector observations constrain the educational short-book commissioning pool.
- Evidence informing forecast-year allocation inputs; displayed values and growth are calculated: Sector observations constrain the educational short-book commissioning pool.
- Evidence informing base-year allocation inputs; displayed values and growth are calculated: The commissioning-pool anchor supports an explicit sparse-format incidence model.
- Evidence informing forecast-year allocation inputs; displayed values and growth are calculated: The commissioning-pool anchor supports an explicit sparse-format incidence model.
- Evidence informing base-year allocation inputs; displayed values and growth are calculated: Children's demand anchors the accordion working estimate, not observed accordion orders.
- Evidence informing forecast-year allocation inputs; displayed values and growth are calculated: Children's demand anchors the accordion working estimate, not observed accordion orders.
- Evidence informing base-year allocation inputs; displayed values and growth are calculated: Children's demand anchors assumed textile-book order incidence.
- Evidence informing forecast-year allocation inputs; displayed values and growth are calculated: Children's demand anchors assumed textile-book order incidence.
- Evidence informing base-year allocation inputs; displayed values and growth are calculated: Children's demand anchors assumed bath-book order incidence.
- Evidence informing forecast-year allocation inputs; displayed values and growth are calculated: Children's demand anchors assumed bath-book order incidence.
- Evidence informing base-year allocation inputs; displayed values and growth are calculated: Children's demand anchors assumed foam-book order incidence.
- Evidence informing forecast-year allocation inputs; displayed values and growth are calculated: Children's

3. 2024 年新闻出版统计公报

- Evidence informing the 2024 market-value input; displayed series and growth include calculations: For 2024, the official table reports xx.xx book copies or sheets and CNY xx.xx of book-publishing revenue. These constrain the demand bridge and historical contraction, rather than directly measuring printing-service sales.
- Evidence informing the 2025 market-value input; displayed series and growth include calculations: The 2024 book-publishing observation supplies the Chinese demand primitive for the 2025 model.
- Evidence informing base-year allocation inputs; displayed values and growth are calculated: Official 2024 output of xx.xx copies/sheets constrains total modeled publisher activity; it does not disclose single-copy production.
- Evidence informing forecast-year allocation inputs; displayed values and growth are calculated: Official 2024 output of xx.xx copies/sheets constrains total modeled publisher activity; it does not disclose single-copy production.
- Evidence informing base-year allocation inputs; displayed values and growth are calculated: Aggregate copies and annual title output constrain the shared activity model, not an observed short-run share.
- Evidence informing forecast-year allocation inputs; displayed values and growth are calculated: Aggregate copies and annual title output constrain the shared activity model, not an observed short-run share.
- Evidence informing base-year allocation inputs; displayed values and growth are calculated: Aggregate production provides a scale check for the medium-run assumption; annual copies per title are not individual batches.
- Evidence informing forecast-year allocation inputs; displayed values and growth are calculated: Aggregate production provides a scale check for the medium-run assumption; annual copies per title are not individual batches.
- Evidence informing base-year allocation inputs; displayed values and growth are calculated: Approximately xx.xx annual copies per title constrain the long-run scenario without proving its batch mix or forecast.
- Evidence informing forecast-year allocation inputs; displayed values and growth are calculated: Approximately xx.xx annual copies per title constrain the long-run scenario without proving its batch mix or forecast.

4. Foreign Exchange Rates - G.5A Annual, January 5, 2026

- Evidence informing the 2024 market-value input; displayed series and growth include calculations: The official 2024 annual-average conversion inputs are USD xx.xx per EUR, CNY xx.xx per USD and CAD xx.xx per USD.
- Evidence informing the 2025 market-value input; displayed series and growth include calculations: The exchange-rate table establishes the conversion basis of the preceding-year demand inputs used in the 2025 estimate; subsequent effective-USD price assumptions are modeled separately.

5. Book publishing industry, 2024 - Statistics Canada
   - Evidence informing the 2024 market-value input; displayed series and growth include calculations: Canadian publishers reported CAD xx.xx of print sales outside the online category and CAD xx.xx of online print sales in 2024. Their sum, rather than total operating revenue, supplies the physical-book demand input.
   - Evidence informing the 2025 market-value input; displayed series and growth include calculations: Reported cost of goods sold of CAD xx.xx, up CAD xx.xx from 2022, supplies a cost-pressure cross-check, not a directly attributable printing-services total.
   - Evidence informing base-year allocation inputs; displayed values and growth are calculated: Canadian online versus other print-sales values constrain parcel exposure, with explicit value-to-unit and geographic limitations.
   - Evidence informing forecast-year allocation inputs; displayed values and growth are calculated: Canadian online versus other print-sales values constrain parcel exposure, with explicit value-to-unit and geographic limitations.
   - Evidence informing base-year allocation inputs; displayed values and growth are calculated: The print-channel value mix supplies a limited parcel-demand proxy, not observed envelope purchases.
   - Evidence informing forecast-year allocation inputs; displayed values and growth are calculated: The print-channel value mix supplies a limited parcel-demand proxy, not observed envelope purchases.
   - Evidence informing base-year allocation inputs; displayed values and growth are calculated: The print-channel value mix supplies a limited parcel-demand proxy, not observed bag purchases.
   - Evidence informing forecast-year allocation inputs; displayed values and growth are calculated: The print-channel value mix supplies a limited parcel-demand proxy, not observed bag purchases.
   - Evidence informing base-year allocation inputs; displayed values and growth are calculated: Modest observed online-print growth qualifies aggressive parcel-related wrapping assumptions.
   - Evidence informing forecast-year allocation inputs; displayed values and growth are calculated: Modest observed online-print growth qualifies aggressive parcel-related wrapping assumptions.
   - Evidence informing base-year allocation inputs; displayed values and growth are calculated: Channel activity constrains the modeled delivery-pack population requiring separate protection.
   - Evidence informing forecast-year allocation inputs; displayed values and growth are calculated: Channel activity constrains the modeled delivery-pack population requiring separate protection.
   - Evidence informing base-year allocation inputs; displayed values and growth are calculated: Channel activity constrains the modeled delivery-pack population requiring closures.
   - Evidence informing forecast-year allocation inputs; displayed values and growth are calculated: Channel activity constrains the modeled delivery-pack population requiring closures.
6. U.S. Census Bureau - Books Printing: Shipments, annual table
   - Evidence informing the 2017 market-value input; displayed series and growth include calculations: U.S. books-printing shipments were USD xx.xx in 2017; this is a national production anchor for the historical model.
   - Evidence informing the 2018 market-value input; displayed series and growth include calculations: U.S. books-printing shipments were USD xx.xx in 2018.
   - Evidence informing the 2019 market-value input; displayed series and growth include calculations: U.S. books-printing shipments were USD xx.xx in 2019.
   - Evidence informing the 2020 market-value input; displayed series and growth include calculations: U.S. books-printing shipments were USD xx.xx in 2020.
   - Evidence informing the 2021 market-value input; displayed series and growth include calculations: U.S. books-printing shipments were USD xx.xx in 2021.
   - Evidence informing the 2022 market-value input; displayed series and growth include calculations: U.S. books-printing shipments were USD xx.xx in 2022.
   - Evidence informing the 2024 market-value input; displayed series and growth include calculations: U.S. books-printing shipments were USD xx.xx in 2024. This national industrial measure is narrower than the composite global service boundary.

7. U.S. Census Bureau - Book Publishers, All Establishments: Revenue, annual table
   - Evidence informing the 2024 market-value input; displayed series and growth include calculations: The Census annual series reports USD xx.xx of U.S. book-publisher revenue for 2024. A modeled xx.xx% physical-book proportion excludes digital and other adjacent receipts.
   - Evidence informing the 2025 market-value input; displayed series and growth include calculations: The 2024 Census observation replaces an older survey-based U.S. revenue bridge in the demand pool underlying 2025.

8. Scholastic Corporation - Form 10-K for the year ended May 31, 2025

- Evidence informing the 2024 market-value input; displayed series and growth include calculations: Scholastic's fiscal 2024 product, service, production and inventory-reserve costs were xx.xx% of revenue; postage, freight, shipping, fulfillment and other costs were xx.xx%. These broad categories constrain, but do not directly establish, eligible outsourced-service spending.
- Evidence informing the 2025 market-value input; displayed series and growth include calculations: The corresponding fiscal 2025 proportions were xx.xx% and xx.xx%. Royalties and prepublication amortization are separately disclosed, allowing their exclusion from the service-market bridge.
- Evidence informing base-year allocation inputs; displayed values and growth are calculated: Fiscal-2025 product, service, production and inventory-reserve costs were xx.xx% of revenue. The broader cost category constrains the manufacturing spending boundary but does not directly disclose printing-service revenue.
- Evidence informing forecast-year allocation inputs; displayed values and growth are calculated: Fiscal-2025 product, service, production and inventory-reserve costs were xx.xx% of revenue. The broader cost category constrains the manufacturing spending boundary but does not directly disclose printing-service revenue.
- Evidence informing base-year allocation inputs; displayed values and growth are calculated: Prepublication amortization is disclosed separately from production costs, supporting exclusion of adjacent amortization rather than equating it with externally purchased prepress.
- Evidence informing forecast-year allocation inputs; displayed values and growth are calculated: Prepublication amortization is disclosed separately from production costs, supporting exclusion of adjacent amortization rather than equating it with externally purchased prepress.
- Evidence informing base-year allocation inputs; displayed values and growth are calculated: Postage, freight, shipping, fulfillment and other costs were xx.xx% of revenue in fiscal 2025 versus xx.xx% in fiscal 2024. This is a broad buyer-cost check, not an eligible outsourced-fulfillment share.
- Evidence informing forecast-year allocation inputs; displayed values and growth are calculated: Postage, freight, shipping, fulfillment and other costs were xx.xx% of revenue in fiscal 2025 versus xx.xx% in fiscal 2024. This is a broad buyer-cost check, not an eligible outsourced-fulfillment share.
- Evidence informing base-year allocation inputs; displayed values and growth are calculated: Outsourced manufacturing coexists with company-operated distribution. Fiscal-2025 production-related costs were xx.xx% of revenue, constraining the inherited spending bridge rather than directly measuring the assumed route fraction.
- Evidence informing forecast-year allocation inputs; displayed values and growth are calculated: Outsourced manufacturing coexists with company-operated distribution. Fiscal-2025 production-related costs were xx.xx% of revenue, constraining the inherited spending bridge rather than directly measuring the assumed route fraction.
- Evidence informing base-year allocation inputs; displayed values and growth are calculated: Book-club revenue was xx.xx% online-ordered and xx.xx% parent-ordered, while products typically went to classrooms. This challenges the use of online sales as a proxy for the external contractor's delivery model.
- Evidence informing forecast-year allocation inputs; displayed values and growth are calculated: Book-club revenue was xx.xx% online-ordered and xx.xx% parent-ordered, while products typically went to classrooms. This challenges the use of online sales as a proxy for the external contractor's delivery model.
- Evidence informing base-year allocation inputs; displayed values and growth are calculated: Direct printer-to-customer fulfillment is a disclosed option. Broader logistics/other costs were xx.xx% of revenue versus xx.xx% previously, providing a cost-boundary check but no global order-level share or service-price growth observation.
- Evidence informing forecast-year allocation inputs; displayed values and growth are calculated: Direct printer-to-customer fulfillment is a disclosed option. Broader logistics/other costs were xx.xx% of revenue versus xx.xx% previously, providing a cost-boundary check but no global order-level share or service-price growth observation.

9. CEWE achieves all targets in 2025 and aims to further increase revenue and earnings in 2026

- Evidence informing the 2025 market-value input; displayed series and growth include calculations: CEWE reported xx.xx CEWE PHOTOBOOK copies in 2025 versus xx.xx in 2024, supporting a positive specialty-book volume assumption without establishing global adoption.
- Evidence informing the 2026 market-value input; displayed series and growth include calculations: Observed 2025 photobook growth informs the specialty-demand assumption for 2026; the market value remains modeled.
- Evidence informing the 2032 market-value input; displayed series and growth include calculations: The observed specialty-book activity is a starting condition for the forecast, not independent proof of continued growth through 2032.
- Evidence informing the 2040 market-value input; displayed series and growth include calculations: The forecast explicitly slows specialty-demand growth after 2032; this source supplies the initial commercial observation, not the long-term growth rate.
- Evidence informing base-year allocation inputs; displayed values and growth are calculated: CEWE reports xx.xx photobooks in 2025 compared with xx.xx in 2024. This independently establishes specialty-book activity underlying the nonpublisher model, without establishing a global expansion factor.
- Evidence informing forecast-year allocation inputs; displayed values and growth are calculated: CEWE reports xx.xx photobooks in 2025 compared with xx.xx in 2024. This independently establishes specialty-book activity underlying the nonpublisher model, without establishing a global expansion factor.
- Evidence informing base-year allocation inputs; displayed values and growth are calculated: Observed photobook activity supports retaining premium specialty commissions in the manufacturing mix; the binding allocation and unchanged future cohort profile remain assumptions.
- Evidence informing forecast-year allocation inputs; displayed values and growth are calculated: Observed photobook activity supports retaining premium specialty commissions in the manufacturing mix; the binding allocation and unchanged future cohort profile remain assumptions.
- Evidence informing base-year allocation inputs; displayed values and growth are calculated: Reported photobook volumes constrain personal-book activity and the nonpublisher starting condition, not hardcover prevalence or future share.
- Evidence informing forecast-year allocation inputs; displayed values and growth are calculated: Reported photobook volumes constrain personal-book activity and the nonpublisher starting condition, not hardcover prevalence or future share.
- Evidence informing base-year allocation inputs; displayed values and growth are calculated: Photobook activity supports the separate personal-book commissioning block; its softcover fraction remains assumed.
- Evidence informing forecast-year allocation inputs; displayed values and growth are calculated: Photobook activity supports the separate personal-book commissioning block; its softcover fraction remains assumed.
- Evidence informing base-year allocation inputs; displayed values and growth are calculated: Reported photobook copies rose from xx.xx to xx.xx; the narrower 2026 target qualifies strong specialty-growth assumptions.
- Evidence informing forecast-year allocation inputs; displayed values and growth are calculated: Reported photobook copies rose from xx.xx to xx.xx; the narrower 2026 target qualifies strong specialty-growth assumptions.
- Evidence informing base-year allocation inputs; displayed values and growth are calculated: Specialty-book activity constrains the presentation-demand scenario but does not measure gift-box attachment.
- Evidence informing forecast-year allocation inputs; displayed values and growth are calculated: Specialty-book activity constrains the presentation-demand scenario but does not measure gift-box attachment.
- Evidence informing base-year allocation inputs; displayed values and growth are calculated: Reports xx.xx CEWE PHOTOBOOK units in 2025 versus xx.xx in 2024, constraining the specialty-book demand budget without establishing a global process split.
- Evidence informing forecast-year allocation inputs; displayed values and growth are calculated: Reports xx.xx CEWE PHOTOBOOK units in 2025 versus xx.xx in 2024, constraining the specialty-book demand budget without establishing a global process split.
- Evidence informing base-year allocation inputs; displayed values and growth are calculated: Observed photobook activity supports the common photographic-demand input; electrophotographic attribution remains an explicit assumption.
- Evidence informing forecast-year allocation inputs; displayed values and growth are calculated: Observed photobook activity supports the common photographic-demand input; electrophotographic attribution remains an explicit assumption.
- Evidence informing base-year allocation inputs; displayed values and growth are calculated: The photobook

10. Paperback Printing Cost - Kindle Direct Publishing

- Evidence informing the 2025 market-value input; displayed series and growth include calculations: The inspected U.S. paperback schedule charges USD xx.xx plus USD xx.xx per page for the specified regular-trim black-ink category. It provides a contemporary commercial price comparison for the assumed USD xx.xx self-publishing production receipt, not an observed historical price or volume.
- Evidence informing the 2026 market-value input; displayed series and growth include calculations: The schedule distinguishes printing charges from royalties and retail list prices, supporting the production-receipt boundary used in the estimate.
- Evidence informing base-year allocation inputs; displayed values and growth are calculated: The current U.S. regular-trim black-ink schedule uses USD xx.xx plus USD xx.xx per page for the relevant page band, yielding the USD xx.xx representative manufacturing comparator. It anchors relative weights, not an observed global 2025 price or future share.
- Evidence informing forecast-year allocation inputs; displayed values and growth are calculated: The current U.S. regular-trim black-ink schedule uses USD xx.xx plus USD xx.xx per page for the relevant page band, yielding the USD xx.xx representative manufacturing comparator. It anchors relative weights, not an observed global 2025 price or future share.
- Evidence informing base-year allocation inputs; displayed values and growth are calculated: The paperback manufacturing comparator supplies the baseline from which the modeled binding component and hardcover increment are separated.
- Evidence informing forecast-year allocation inputs; displayed values and growth are calculated: The paperback manufacturing comparator supplies the baseline from which the modeled binding component and hardcover increment are separated.
- Evidence informing base-year allocation inputs; displayed values and growth are calculated: The separately identified paperback printing charge constrains the self-publishing production-receipt model and its distinction from retail proceeds.
- Evidence informing forecast-year allocation inputs; displayed values and growth are calculated: The separately identified paperback printing charge constrains the self-publishing production-receipt model and its distinction from retail proceeds.
- Evidence informing base-year allocation inputs; displayed values and growth are calculated: The inspected U.S. regular-trim black-ink schedule charges USD xx.xx plus USD xx.xx per page. It is a contemporary production-charge comparison for the modeled USD xx.xx receipt, not an observed historical Global average.
- Evidence informing forecast-year allocation inputs; displayed values and growth are calculated: The inspected U.S. regular-trim black-ink schedule charges USD xx.xx plus USD xx.xx per page. It is a contemporary production-charge comparison for the modeled USD xx.xx receipt, not an observed historical Global average.
- Evidence informing base-year allocation inputs; displayed values and growth are calculated: The relevant current U.S. paperback printing schedule is USD xx.xx plus USD xx.xx per page, giving USD xx.xx at xx.xx pages. This is a commercial price comparison for creator-production receipts, not proof of 2025 realization, volume or fulfillment mix.
- Evidence informing forecast-year allocation inputs; displayed values and growth are calculated: The relevant current U.S. paperback printing schedule is USD xx.xx plus USD xx.xx per page, giving USD xx.xx at xx.xx pages. This is a commercial price comparison for creator-production receipts, not proof of 2025 realization, volume or fulfillment mix.
- Evidence informing base-year allocation inputs; displayed values and growth are calculated: The current U.S. regular-trim black-ink schedule of USD xx.xx plus USD xx.xx per page gives USD xx.xx at xx.xx pages, a magnitude check for modeled single-copy receipts. It establishes neither global volume nor historical or forecast share.
- Evidence informing forecast-year allocation inputs; displayed values and growth are calculated: The current U.S. regular-trim black-ink schedule of USD xx.xx plus USD xx.xx per page gives USD xx.xx at xx.xx pages, a magnitude check for modeled single-copy receipts. It establishes neither global volume nor historical or forecast share.
- Evidence informing base-year allocation inputs; displayed values and growth are calculated: The current U.S. regular-trim black-ink schedule charges USD xx.xx plus USD xx.xx per page, yielding USD xx.xx for xx.xx pages. This is a contemporary price comparator, not a historical global average. ([kdp.amazon.com](https://kdp.amazon.com/en_US/help/topic/G201834340))
- Evidence informing forecast-year allocation inputs; displayed values and growth are calculated: The current U.S. regular-trim black-ink schedule charges USD xx.xx plus USD xx.xx per page, yielding USD xx.xx for xx.xx pages. This is a contemporary price comparator, not a historical global average. ([kdp.amazon.com](https://kdp.amazon.com/en_US/help/topic/G201834340))
- Evidence informing base-year allocation inputs; displayed values and growth are calculated: The comparable standard and premium color charges calculate to USD xx.xx and USD xx.xx. They constrain relative

11. European Book Publishing Statistics 2017

- Evidence informing the 2017 market-value input; displayed series and growth include calculations: The association's primary survey reports approximately EUR xx.xx of European net publisher revenue for 2017, constraining the pre-pandemic demand level.

12. European Book Publishing Statistics 2019

- Evidence informing the 2018 market-value input; displayed series and growth include calculations: The association reports approximately EUR xx.xx of publisher revenue for 2018.
- Evidence informing the 2019 market-value input; displayed series and growth include calculations: The association reports approximately EUR xx.xx for 2019 and identifies a questionnaire change that limits exact comparability with earlier observations.

13. 2021 年新闻出版产业分析报告

- Evidence informing the 2020 market-value input; displayed series and growth include calculations: The official report's 2021 comparison identifies a substantial rebound from 2020, constraining the pandemic-recovery bridge.
- Evidence informing the 2021 market-value input; displayed series and growth include calculations: China reported xx.xx book copies or sheets in 2021, up xx.xx%; the report also distinguishes textbook output and reprints.
- Evidence informing base-year allocation inputs; displayed values and growth are calculated: China's official 2021 textbook share was xx.xx% of book copies. It supplies an older educational-activity proxy, not a monochrome share.
([nppa.gov.cn](https://www.nppa.gov.cn/xxgk/fdzdgknr/tjxx/xx.xx/P020230530667517704140.pdf))
- Evidence informing forecast-year allocation inputs; displayed values and growth are calculated: China's official 2021 textbook share was xx.xx% of book copies. It supplies an older educational-activity proxy, not a monochrome share.
([nppa.gov.cn](https://www.nppa.gov.cn/xxgk/fdzdgknr/tjxx/xx.xx/P020230530667517704140.pdf))
- Evidence informing base-year allocation inputs; displayed values and growth are calculated: The textbook copy proportion constrains educational exposure; comparable monetary intensity and spot-color incidence are modeled separately.
([nppa.gov.cn](https://www.nppa.gov.cn/xxgk/fdzdgknr/tjxx/xx.xx/P020230530667517704140.pdf))
- Evidence informing forecast-year allocation inputs; displayed values and growth are calculated: The textbook copy proportion constrains educational exposure; comparable monetary intensity and spot-color incidence are modeled separately.
([nppa.gov.cn](https://www.nppa.gov.cn/xxgk/fdzdgknr/tjxx/xx.xx/P020230530667517704140.pdf))
- Evidence informing base-year allocation inputs; displayed values and growth are calculated: The educational-activity observation contributes to the shared demand proxy carried into the full-color base and forecast models; no color split is reported.
([nppa.gov.cn](https://www.nppa.gov.cn/xxgk/fdzdgknr/tjxx/xx.xx/P020230530667517704140.pdf))
- Evidence informing forecast-year allocation inputs; displayed values and growth are calculated: The educational-activity observation contributes to the shared demand proxy carried into the full-color base and forecast models; no color split is reported.
([nppa.gov.cn](https://www.nppa.gov.cn/xxgk/fdzdgknr/tjxx/xx.xx/P020230530667517704140.pdf))

14. European Book Publishing Statistics 2023

- Evidence informing the 2022 market-value input; displayed series and growth include calculations: European net publisher revenue was approximately EUR xx.xx in 2022; the association describes paper-cost pressure and price-led growth.

15. GCC Statistical Center - Education Statistics 2024 announcement, March 23, 2026
    - Evidence informing base-year allocation inputs; displayed values and growth are calculated: Approximately xx.xx general-school pupils constrain the regional educational customer pool; national apportionment and monetization are assumed. ([gccstat.org](https://www.gccstat.org/news/xx.xx))
    - Evidence informing forecast-year allocation inputs; displayed values and growth are calculated: Approximately xx.xx general-school pupils constrain the regional educational customer pool; national apportionment and monetization are assumed. ([gccstat.org](https://www.gccstat.org/news/xx.xx))
    - Evidence informing base-year allocation inputs; displayed values and growth are calculated: Regional pupil-pool anchor only; Qatar's national weight is modeled. ([gccstat.org](https://www.gccstat.org/news/xx.xx))
    - Evidence informing forecast-year allocation inputs; displayed values and growth are calculated: Regional pupil-pool anchor only; Qatar's national weight is modeled. ([gccstat.org](https://www.gccstat.org/news/xx.xx))
    - Evidence informing base-year allocation inputs; displayed values and growth are calculated: Regional pupil-pool anchor only; Saudi commissioning and service monetization remain assumptions. ([gccstat.org](https://www.gccstat.org/news/xx.xx))
    - Evidence informing forecast-year allocation inputs; displayed values and growth are calculated: Regional pupil-pool anchor only; Saudi commissioning and service monetization remain assumptions. ([gccstat.org](https://www.gccstat.org/news/xx.xx))
    - Evidence informing base-year allocation inputs; displayed values and growth are calculated: Regional pupil-pool anchor only; UAE commissioning capture remains assumed. ([gccstat.org](https://www.gccstat.org/news/xx.xx))
    - Evidence informing forecast-year allocation inputs; displayed values and growth are calculated: Regional pupil-pool anchor only; UAE commissioning capture remains assumed. ([gccstat.org](https://www.gccstat.org/news/xx.xx))
16. Lightning Source Sharjah Strengthens Local Access through Collaboration with Rushd Bookstore & Libraries
    - Evidence informing base-year allocation inputs; displayed values and growth are calculated: The April xx.xx 2025 Saudi bookseller collaboration establishes an offered route, not Saudi commissioning revenue. ([ingramcontent.com](https://www.ingramcontent.com/news/lightning-source-sharjah-strengthens-local-access-through-collaboration-with-rushd-bookstore-libraries))
    - Evidence informing forecast-year allocation inputs; displayed values and growth are calculated: The April xx.xx 2025 Saudi bookseller collaboration establishes an offered route, not Saudi commissioning revenue. ([ingramcontent.com](https://www.ingramcontent.com/news/lightning-source-sharjah-strengthens-local-access-through-collaboration-with-rushd-bookstore-libraries))
    - Evidence informing base-year allocation inputs; displayed values and growth are calculated: UAE production serving the relationship is not automatically UAE buyer demand; order value and commissioner location remain unmeasured. ([ingramcontent.com](https://www.ingramcontent.com/news/lightning-source-sharjah-strengthens-local-access-through-collaboration-with-rushd-bookstore-libraries))
    - Evidence informing forecast-year allocation inputs; displayed values and growth are calculated: UAE production serving the relationship is not automatically UAE buyer demand; order value and commissioner location remain unmeasured. ([ingramcontent.com](https://www.ingramcontent.com/news/lightning-source-sharjah-strengthens-local-access-through-collaboration-with-rushd-bookstore-libraries))

17. Hardcover Printing Cost - Kindle Direct Publishing
    - Evidence informing base-year allocation inputs; displayed values and growth are calculated: The current U.S. regular-trim hardcover schedule uses USD xx.xx plus USD xx.xx per page in the relevant band. Comparison with paperback charges constrains the premium-equivalent manufacturing model.
    - Evidence informing forecast-year allocation inputs; displayed values and growth are calculated: The current U.S. regular-trim hardcover schedule uses USD xx.xx plus USD xx.xx per page in the relevant band. Comparison with paperback charges constrains the premium-equivalent manufacturing model.
    - Evidence informing base-year allocation inputs; displayed values and growth are calculated: The USD xx.xx fixed-charge difference supplies the POD premium input; the xx.xx% commercial-run realization and premium incidence are explicitly modeled rather than disclosed.
    - Evidence informing forecast-year allocation inputs; displayed values and growth are calculated: The USD xx.xx fixed-charge difference supplies the POD premium input; the xx.xx% commercial-run realization and premium incidence are explicitly modeled rather than disclosed.
18. User Fees - University of Wisconsin-Milwaukee Print & Copy Services
    - Evidence informing base-year allocation inputs; displayed values and growth are calculated: The university service schedule separately prices preflight/prepress preparation at USD xx.xx per hour, establishing a paid preparation activity rather than an automatic component of every printing-platform purchase.
    - Evidence informing forecast-year allocation inputs; displayed values and growth are calculated: The university service schedule separately prices preflight/prepress preparation at USD xx.xx per hour, establishing a paid preparation activity rather than an automatic component of every printing-platform purchase.
    - Evidence informing base-year allocation inputs; displayed values and growth are calculated: Perfect binding is listed at USD xx.xx-xx.xx per book. The lower endpoint is the model's basic-binding comparator, not a measured worldwide realization.
    - Evidence informing forecast-year allocation inputs; displayed values and growth are calculated: Perfect binding is listed at USD xx.xx-xx.xx per book. The lower endpoint is the model's basic-binding comparator, not a measured worldwide realization.

19. How Much Does It Cost to Print a Book? - QinPrinting
    - Evidence informing base-year allocation inputs; displayed values and growth are calculated: The supplier's delivered xx.xx-page, xx.xx-copy color-book examples list USD xx.xx for softcover and USD xx.xx for hardcover. They provide a commercial-run countercheck, with delivery and product differences preventing direct substitution.
    - Evidence informing forecast-year allocation inputs; displayed values and growth are calculated: The supplier's delivered xx.xx-page, xx.xx-copy color-book examples list USD xx.xx for softcover and USD xx.xx for hardcover. They provide a commercial-run countercheck, with delivery and product differences preventing direct substitution.
    - Evidence informing base-year allocation inputs; displayed values and growth are calculated: The smaller hardcover premium in this offset example qualifies extrapolation of the full POD hardcover increment into binding revenue.
    - Evidence informing forecast-year allocation inputs; displayed values and growth are calculated: The smaller hardcover premium in this offset example qualifies extrapolation of the full POD hardcover increment into binding revenue.
    - Evidence informing base-year allocation inputs; displayed values and growth are calculated: Comparable hardcover and softcover quotations constrain the assumed relative manufacturing realization after scope adjustments.
    - Evidence informing forecast-year allocation inputs; displayed values and growth are calculated: Comparable hardcover and softcover quotations constrain the assumed relative manufacturing realization after scope adjustments.
    - Evidence informing base-year allocation inputs; displayed values and growth are calculated: Softcover prices provide a commercial comparison, not a historical global average.
    - Evidence informing forecast-year allocation inputs; displayed values and growth are calculated: Softcover prices provide a commercial comparison, not a historical global average.
    - Evidence informing base-year allocation inputs; displayed values and growth are calculated: Board-book quotations constrain the assumed production receipt; delivery and duties require adjustment.
    - Evidence informing forecast-year allocation inputs; displayed values and growth are calculated: Board-book quotations constrain the assumed production receipt; delivery and duties require adjustment.
    - Evidence informing base-year allocation inputs; displayed values and growth are calculated: Mechanical-binding quotations constrain the unit-receipt assumption, not incidence.
    - Evidence informing forecast-year allocation inputs; displayed values and growth are calculated: Mechanical-binding quotations constrain the unit-receipt assumption, not incidence.
    - Evidence informing base-year allocation inputs; displayed values and growth are calculated: Short-booklet quotations constrain the lower realization used for eligible saddle-stitched books.
    - Evidence informing forecast-year allocation inputs; displayed values and growth are calculated: Short-booklet quotations constrain the lower realization used for eligible saddle-stitched books.
20. Book Wrap Mailers / Book Boxes - Packaging ONE
    - Evidence informing base-year allocation inputs; displayed values and growth are calculated: The manufacturer lists MP2 book mailers at GBP xx.xx each for xx.xx packs of xx.xx excluding VAT. The converted unit price supplies the packaging-creation value proxy, not a global average or a historical quote.
    - Evidence informing forecast-year allocation inputs; displayed values and growth are calculated: The manufacturer lists MP2 book mailers at GBP xx.xx each for xx.xx packs of xx.xx excluding VAT. The converted unit price supplies the packaging-creation value proxy, not a global average or a historical quote.
    - Evidence informing base-year allocation inputs; displayed values and growth are calculated: The enclosure price forms the other side of the creation-versus-packing ratio. One comparable enclosure per packing unit is an explicit activity-matching assumption.
    - Evidence informing forecast-year allocation inputs; displayed values and growth are calculated: The enclosure price forms the other side of the creation-versus-packing ratio. One comparable enclosure per packing unit is an explicit activity-matching assumption.

21. Foreign Exchange Rates - G.5A Annual, January 5, 2026

- Evidence informing base-year allocation inputs; displayed values and growth are calculated: The official 2025 annual average is USD xx.xx per GBP. It converts the GBP packaging comparator into the common monetary basis used in the starting allocation.
- Evidence informing forecast-year allocation inputs; displayed values and growth are calculated: The official 2025 annual average is USD xx.xx per GBP. It converts the GBP packaging comparator into the common monetary basis used in the starting allocation.
- Evidence informing base-year allocation inputs; displayed values and growth are calculated: The same conversion supports the common-currency packaging/packing denominator inherited by the forecast; no 2032 exchange rate is asserted.
- Evidence informing forecast-year allocation inputs; displayed values and growth are calculated: The same conversion supports the common-currency packaging/packing denominator inherited by the forecast; no 2032 exchange rate is asserted.

22. Optional Book Publishing Services - InstantPublisher

- Evidence informing base-year allocation inputs; displayed values and growth are calculated: The provider lists layout/typesetting at USD xx.xx per page with a USD xx.xx minimum. This supports the preparation-spending feasibility check, with purchase incidence and copies per job remaining assumptions.
- Evidence informing forecast-year allocation inputs; displayed values and growth are calculated: The provider lists layout/typesetting at USD xx.xx per page with a USD xx.xx minimum. This supports the preparation-spending feasibility check, with purchase incidence and copies per job remaining assumptions.
- Evidence informing base-year allocation inputs; displayed values and growth are calculated: Individual shrink-wrapping is listed at USD xx.xx each plus USD xx.xx setup. Amortizing setup over an assumed xx.xx copies gives the USD xx.xx packing comparator.
- Evidence informing forecast-year allocation inputs; displayed values and growth are calculated: Individual shrink-wrapping is listed at USD xx.xx each plus USD xx.xx setup. Amortizing setup over an assumed xx.xx copies gives the USD xx.xx packing comparator.

23. How Does Merchant Pricing Work for Ecommerce Stores? - Lulu Direct

- Evidence informing base-year allocation inputs; displayed values and growth are calculated: The September 2026 merchant-pricing explanation identifies a USD xx.xx fulfillment fee and separates merchant retail receipts from payments for supplier production, shipping and taxes. The fee is a contemporary feasibility comparator, not verified 2025 penetration or a future charge.
- Evidence informing forecast-year allocation inputs; displayed values and growth are calculated: The September 2026 merchant-pricing explanation identifies a USD xx.xx fulfillment fee and separates merchant retail receipts from payments for supplier production, shipping and taxes. The fee is a contemporary feasibility comparator, not verified 2025 penetration or a future charge.
- Evidence informing base-year allocation inputs; displayed values and growth are calculated: Merchant retail receipts are separate from payments for printing and fulfillment. The current page lists a USD xx.xx fulfillment fee, with shipping and taxes separately calculated. This supports the service-value boundary, not a historical average fee or global order volume.
- Evidence informing forecast-year allocation inputs; displayed values and growth are calculated: Merchant retail receipts are separate from payments for printing and fulfillment. The current page lists a USD xx.xx fulfillment fee, with shipping and taxes separately calculated. This supports the service-value boundary, not a historical average fee or global order volume.
- Evidence informing base-year allocation inputs; displayed values and growth are calculated: Lulu identifies separate retail and production/fulfillment transactions and a USD xx.xx fulfillment fee. This supports excluding merchant retail margins from production-service value and avoiding automatic procurement-channel classification from the storefront.
- Evidence informing forecast-year allocation inputs; displayed values and growth are calculated: Lulu identifies separate retail and production/fulfillment transactions and a USD xx.xx fulfillment fee. This supports excluding merchant retail margins from production-service value and avoiding automatic procurement-channel classification from the storefront.

24. AAP December 2025 StatShot Report

- Evidence informing base-year allocation inputs; displayed values and growth are calculated: The primary monthly reporting panel's full-year 2025 trade figures show paperback revenue down xx.xx%. This qualifies broad physical-book growth assumptions and supplies directional mix evidence only.
- Evidence informing forecast-year allocation inputs; displayed values and growth are calculated: The primary monthly reporting panel's full-year 2025 trade figures show paperback revenue down xx.xx%. This qualifies broad physical-book growth assumptions and supplies directional mix evidence only.
- Evidence informing base-year allocation inputs; displayed values and growth are calculated: The same approximately xx.xx-publisher panel shows hardcover revenue up xx.xx%. It supports a modest premium-mix hypothesis but neither measures global binding spending nor proves the forecast.
- Evidence informing forecast-year allocation inputs; displayed values and growth are calculated: The same approximately xx.xx-publisher panel shows hardcover revenue up xx.xx%. It supports a modest premium-mix hypothesis but neither measures global binding spending nor proves the forecast.
- Evidence informing base-year allocation inputs; displayed values and growth are calculated: Direct-participant 2025 hardback revenue of approximately USD xx.xx anchors the adjusted conventional-format model; it is not printing revenue or a global share.
- Evidence informing forecast-year allocation inputs; displayed values and growth are calculated: Direct-participant 2025 hardback revenue of approximately USD xx.xx anchors the adjusted conventional-format model; it is not printing revenue or a global share.
- Evidence informing base-year allocation inputs; displayed values and growth are calculated: Reported paperback revenue of approximately USD xx.xx plus USD xx.xx mass-market revenue supplies the comparison input. Reported annual movements qualify the forecast starting mix, not its future persistence.
- Evidence informing forecast-year allocation inputs; displayed values and growth are calculated: Reported paperback revenue of approximately USD xx.xx plus USD xx.xx mass-market revenue supplies the comparison input. Reported annual movements qualify the forecast starting mix, not its future persistence.
- Evidence informing base-year allocation inputs; displayed values and growth are calculated: Direct publisher-sample religious and trade physical-format receipts provide a category-intensity proxy, subject to explicit geographic and coverage adjustments.
- Evidence informing forecast-year allocation inputs; displayed values and growth are calculated: Direct publisher-sample religious and trade physical-format receipts provide a category-intensity proxy, subject to explicit geographic and coverage adjustments.
- Evidence informing base-year allocation inputs; displayed values and growth are calculated: Reported professional-book receipts and their 2025 decline challenge assumptions of automatic growth from recurring reference relationships.
- Evidence informing forecast-year allocation inputs; displayed values and growth are calculated: Reported professional-book receipts and their 2025 decline challenge assumptions of automatic growth from recurring reference relationships.

25. Print and Associated Services Framework - Lot 1 Buyer Guide: Framework Objectives
    - Evidence informing base-year allocation inputs; displayed values and growth are calculated: The public purchasing framework separately specifies production-management advice. It establishes a purchased responsibility but not a global fee rate or permission to count subcontract pass-through as retained revenue.
    - Evidence informing forecast-year allocation inputs; displayed values and growth are calculated: The public purchasing framework separately specifies production-management advice. It establishes a purchased responsibility but not a global fee rate or permission to count subcontract pass-through as retained revenue.
    - Evidence informing base-year allocation inputs; displayed values and growth are calculated: The framework also specifies finished-goods stock holding and call-off, with required holding costs included in the print-job price. This supports allocating embedded production-linked fulfillment rather than restricting the category to standalone invoices.
    - Evidence informing forecast-year allocation inputs; displayed values and growth are calculated: The framework also specifies finished-goods stock holding and call-off, with required holding costs included in the print-job price. This supports allocating embedded production-linked fulfillment rather than restricting the category to standalone invoices.
    - Evidence informing base-year allocation inputs; displayed values and growth are calculated: Finished goods may be held for call-off, with storage included in the print job where required. This supports consolidated releases as a production-linked arrangement without assuming every release is an individual order.
    - Evidence informing forecast-year allocation inputs; displayed values and growth are calculated: Finished goods may be held for call-off, with storage included in the print job where required. This supports consolidated releases as a production-linked arrangement without assuming every release is an individual order.
    - Evidence informing base-year allocation inputs; displayed values and growth are calculated: Contractors maintain designated distribution lists, deliver to nominated addresses and receive job-specific copy allocations, supporting the modeled list-delivery category.
    - Evidence informing forecast-year allocation inputs; displayed values and growth are calculated: Contractors maintain designated distribution lists, deliver to nominated addresses and receive job-specific copy allocations, supporting the modeled list-delivery category.
    - Evidence informing base-year allocation inputs; displayed values and growth are calculated: The coexistence of stock holding, call-off and distribution-list obligations supports separating production trigger from fulfillment responsibility; call-off alone does not establish transaction-level fulfillment.
    - Evidence informing forecast-year allocation inputs; displayed values and growth are calculated: The coexistence of stock holding, call-off and distribution-list obligations supports separating production trigger from fulfillment responsibility; call-off alone does not establish transaction-level fulfillment.

26. Frequently Asked Questions - IngramSpark
    - Evidence informing base-year allocation inputs; displayed values and growth are calculated: IngramSpark states that it does not provide editing, typesetting or design services. This counterexample prevents treating all platform manufacturing commissions as purchases of professional preparation services.
    - Evidence informing forecast-year allocation inputs; displayed values and growth are calculated: IngramSpark states that it does not provide editing, typesetting or design services. This counterexample prevents treating all platform manufacturing commissions as purchases of professional preparation services.
    - Evidence informing base-year allocation inputs; displayed values and growth are calculated: The provider permits nonexclusive sourcing when the customer owns its ISBN and does not offer editing, typesetting or design. These terms constrain the author service boundary, not adoption or revenue growth.
    - Evidence informing forecast-year allocation inputs; displayed values and growth are calculated: The provider permits nonexclusive sourcing when the customer owns its ISBN and does not offer editing, typesetting or design. These terms constrain the author service boundary, not adoption or revenue growth.
    - Evidence informing base-year allocation inputs; displayed values and growth are calculated: IngramSpark permits nonexclusive use of other printers, distributors and fulfillment providers when publishers own their ISBN. This establishes an alternative-sourcing option, not observed switching or a numerical channel allocation.
    - Evidence informing forecast-year allocation inputs; displayed values and growth are calculated: IngramSpark permits nonexclusive use of other printers, distributors and fulfillment providers when publishers own their ISBN. This establishes an alternative-sourcing option, not observed switching or a numerical channel allocation.
27. Packaging Printing & Production - Imago Group
    - Evidence informing base-year allocation inputs; displayed values and growth are calculated: The supplier identifies book slipcases, clamshell cases, tray-and-lid constructions and multicomponent publisher packaging. This supports the enclosure-production boundary and the limitation of a simple mailer-price proxy; it does not supply sales weights.
    - Evidence informing forecast-year allocation inputs; displayed values and growth are calculated: The supplier identifies book slipcases, clamshell cases, tray-and-lid constructions and multicomponent publisher packaging. This supports the enclosure-production boundary and the limitation of a simple mailer-price proxy; it does not supply sales weights.
28. Services - Bridgeport National Bindery
    - Evidence informing base-year allocation inputs; displayed values and growth are calculated: The short-run book-production portfolio separately lists shrink-wrapping and set packing. It establishes commercial packing activity distinct from enclosure manufacture and binding, without measuring its revenue.
    - Evidence informing forecast-year allocation inputs; displayed values and growth are calculated: The short-run book-production portfolio separately lists shrink-wrapping and set packing. It establishes commercial packing activity distinct from enclosure manufacture and binding, without measuring its revenue.
29. Terms and Conditions - CPI Print Germany
    - Evidence informing base-year allocation inputs; displayed values and growth are calculated: Published terms distinguish ex-works production prices from packaging, freight and postage and reserve specified input-cost adjustment rights. They support comparable-scope valuation but do not establish realized inflation.
    - Evidence informing forecast-year allocation inputs; displayed values and growth are calculated: Published terms distinguish ex-works production prices from packaging, freight and postage and reserve specified input-cost adjustment rights. They support comparable-scope valuation but do not establish realized inflation.
    - Evidence informing base-year allocation inputs; displayed values and growth are calculated: Separate treatment of forwarding and storage responsibilities supports the eligible production-linked service boundary; contractual rights do not prove the assumed future fee-growth rate.
    - Evidence informing forecast-year allocation inputs; displayed values and growth are calculated: Separate treatment of forwarding and storage responsibilities supports the eligible production-linked service boundary; contractual rights do not prove the assumed future fee-growth rate.

30. ONIX Codelists Issue 75 - List 150: Product Form
    - Evidence informing base-year allocation inputs; displayed values and growth are calculated: BB identifies hardback/cased books.
    - Evidence informing forecast-year allocation inputs; displayed values and growth are calculated: BB identifies hardback/cased books.
    - Evidence informing base-year allocation inputs; displayed values and growth are calculated: BC identifies paperback/softback books.
    - Evidence informing forecast-year allocation inputs; displayed values and growth are calculated: BC identifies paperback/softback books.
    - Evidence informing base-year allocation inputs; displayed values and growth are calculated: BH distinguishes board-page books from conventional books with rigid covers.
    - Evidence informing forecast-year allocation inputs; displayed values and growth are calculated: BH distinguishes board-page books from conventional books with rigid covers.
    - Evidence informing base-year allocation inputs; displayed values and growth are calculated: BE groups spiral, comb and coil forms.
    - Evidence informing forecast-year allocation inputs; displayed values and growth are calculated: BE groups spiral, comb and coil forms.
    - Evidence informing base-year allocation inputs; displayed values and growth are calculated: BD identifies loose-leaf books.
    - Evidence informing forecast-year allocation inputs; displayed values and growth are calculated: BD identifies loose-leaf books.
    - Evidence informing base-year allocation inputs; displayed values and growth are calculated: BF includes stapled short books; nonbook uses are excluded from the model.
    - Evidence informing forecast-year allocation inputs; displayed values and growth are calculated: BF includes stapled short books; nonbook uses are excluded from the model.
    - Evidence informing base-year allocation inputs; displayed values and growth are calculated: BL recognizes slide-bound books without measuring current sales.
    - Evidence informing forecast-year allocation inputs; displayed values and growth are calculated: BL recognizes slide-bound books without measuring current sales.
    - Evidence informing base-year allocation inputs; displayed values and growth are calculated: BO recognizes continuous concertina-fold books; nonbook charts are excluded.
    - Evidence informing forecast-year allocation inputs; displayed values and growth are calculated: BO recognizes continuous concertina-fold books; nonbook charts are excluded.
    - Evidence informing base-year allocation inputs; displayed values and growth are calculated: BI identifies textile-page books, not cloth-covered paper books.
    - Evidence informing forecast-year allocation inputs; displayed values and growth are calculated: BI identifies textile-page books, not cloth-covered paper books.
    - Evidence informing base-year allocation inputs; displayed values and growth are calculated: BJ identifies waterproof bath-book forms.
    - Evidence informing forecast-year allocation inputs; displayed values and growth are calculated: BJ identifies waterproof bath-book forms.
    - Evidence informing base-year allocation inputs; displayed values and growth are calculated: BP identifies foam-page and foam-cover books.
    - Evidence informing forecast-year allocation inputs; displayed values and growth are calculated: BP identifies foam-page and foam-cover books.

31. Thomson Reuters - Fourth-Quarter and Full-Year 2025 Results
    - Evidence informing base-year allocation inputs; displayed values and growth are calculated: Global Print revenue and contraction constrain professional-print scale and substitution direction; content receipts are not treated as loose-leaf service revenue.
    - Evidence informing forecast-year allocation inputs; displayed values and growth are calculated: Global Print revenue and contraction constrain professional-print scale and substitution direction; content receipts are not treated as loose-leaf service revenue.
32. Lulu - Discontinuing Saddle Stitch in Global Distribution
    - Evidence informing base-year allocation inputs; displayed values and growth are calculated: Provider-specific wholesale distribution restrictions establish a channel constraint, not a global sales weight or measured forecast decline.
    - Evidence informing forecast-year allocation inputs; displayed values and growth are calculated: Provider-specific wholesale distribution restrictions establish a channel constraint, not a global sales weight or measured forecast decline.
33. MAGACOPY Sofia - Copying and Printing Prices
    - Evidence informing base-year allocation inputs; displayed values and growth are calculated: A current EUR xx.xx binding-only charge establishes a live commercial service and a price-scope comparison; full-book USD receipts and incidence remain assumed.
    - Evidence informing forecast-year allocation inputs; displayed values and growth are calculated: A current EUR xx.xx binding-only charge establishes a live commercial service and a price-scope comparison; full-book USD receipts and incidence remain assumed.
34. Imago Group - Spotlight on Children's Books for National Young Readers Week
    - Evidence informing base-year allocation inputs; displayed values and growth are calculated: The company's children's portfolio supports board-book commercial classification, not order volumes.
    - Evidence informing forecast-year allocation inputs; displayed values and growth are calculated: The company's children's portfolio supports board-book commercial classification, not order volumes.
    - Evidence informing base-year allocation inputs; displayed values and growth are calculated: Cloth-book offerings support the textile-page category premise, not its modeled incidence.
    - Evidence informing forecast-year allocation inputs; displayed values and growth are calculated: Cloth-book offerings support the textile-page category premise, not its modeled incidence.
    - Evidence informing base-year allocation inputs; displayed values and growth are calculated: Bath-book offerings support a separate commercial category; sales and service receipts are undisclosed.
    - Evidence informing forecast-year allocation inputs; displayed values and growth are calculated: Bath-book offerings support a separate commercial category; sales and service receipts are undisclosed.
35. Pegasus - My First Book of Shapes: EVA Foam Book
    - Evidence informing base-year allocation inputs; displayed values and growth are calculated: The dated 2025 product identifies foam pages and supports commercial-status and classification checks, not global volume or supplier realization.
    - Evidence informing forecast-year allocation inputs; displayed values and growth are calculated: The dated 2025 product identifies foam pages and supports commercial-status and classification checks, not global volume or supplier realization.

36. U.S. Consumer Product Safety Commission - Children's Books
    - Evidence informing base-year allocation inputs; displayed values and growth are calculated: Product classification and intended audience affect commercial compliance accountability; no numerical surcharge is inferred.
    - Evidence informing forecast-year allocation inputs; displayed values and growth are calculated: Product classification and intended audience affect commercial compliance accountability; no numerical surcharge is inferred.
    - Evidence informing base-year allocation inputs; displayed values and growth are calculated: The exemption boundary supports separate classification rather than assumed conventional-book treatment.
    - Evidence informing forecast-year allocation inputs; displayed values and growth are calculated: The exemption boundary supports separate classification rather than assumed conventional-book treatment.
    - Evidence informing base-year allocation inputs; displayed values and growth are calculated: Compliance classification is retained as an uncertainty, not an exclusion or measured price premium.
    - Evidence informing forecast-year allocation inputs; displayed values and growth are calculated: Compliance classification is retained as an uncertainty, not an exclusion or measured price premium.
    - Evidence informing base-year allocation inputs; displayed values and growth are calculated: Specialty construction does not itself establish ordinary-book exemption eligibility or market inactivity.
    - Evidence informing forecast-year allocation inputs; displayed values and growth are calculated: Specialty construction does not itself establish ordinary-book exemption eligibility or market inactivity.
37. Puget Bindery - Services
    - Evidence informing base-year allocation inputs; displayed values and growth are calculated: The provider identifies training manuals and reference guides as mechanical-binding applications, supporting the commissioning premise without measuring sales incidence.
    - Evidence informing forecast-year allocation inputs; displayed values and growth are calculated: The provider identifies training manuals and reference guides as mechanical-binding applications, supporting the commissioning premise without measuring sales incidence.
    - Evidence informing base-year allocation inputs; displayed values and growth are calculated: Lists commercial letterpress book plates and specialty inserts, supporting a component-service model rather than attribution of the entire book price.
    - Evidence informing forecast-year allocation inputs; displayed values and growth are calculated: Lists commercial letterpress book plates and specialty inserts, supporting a component-service model rather than attribution of the entire book price.
    - Evidence informing base-year allocation inputs; displayed values and growth are calculated: The bindery identifies commercial printers, publishers and corporate print buyers as customers and excludes direct-to-consumer sales. This supports trade-purchasing attribution but supplies no sales percentage.
    - Evidence informing forecast-year allocation inputs; displayed values and growth are calculated: The bindery identifies commercial printers, publishers and corporate print buyers as customers and excludes direct-to-consumer sales. This supports trade-purchasing attribution but supplies no sales percentage.

38. ONIX Codelists Issue 75 - List 80: Product Packaging Type
    - Evidence informing base-year allocation inputs; displayed values and growth are calculated: Separates single-item and multivolume slipcases; supplies classification, not sales weights.
    - Evidence informing forecast-year allocation inputs; displayed values and growth are calculated: Separates single-item and multivolume slipcases; supplies classification, not sales weights.
    - Evidence informing base-year allocation inputs; displayed values and growth are calculated: Distinguishes lidded boxes from slipcase-style boxed sets.
    - Evidence informing forecast-year allocation inputs; displayed values and growth are calculated: Distinguishes lidded boxes from slipcase-style boxed sets.
    - Evidence informing base-year allocation inputs; displayed values and growth are calculated: Open-ended wraparound sleeves are distinct from enclosed wrapping.
    - Evidence informing forecast-year allocation inputs; displayed values and growth are calculated: Open-ended wraparound sleeves are distinct from enclosed wrapping.
    - Evidence informing base-year allocation inputs; displayed values and growth are calculated: Recognizes envelope-like slip-sleeves and wallets or folders.
    - Evidence informing forecast-year allocation inputs; displayed values and growth are calculated: Recognizes envelope-like slip-sleeves and wallets or folders.
    - Evidence informing base-year allocation inputs; displayed values and growth are calculated: Recognizes pouch and bag packaging independently.
    - Evidence informing forecast-year allocation inputs; displayed values and growth are calculated: Recognizes pouch and bag packaging independently.
    - Evidence informing base-year allocation inputs; displayed values and growth are calculated: Separately recognizes shrink-wrapped products and bundles.
    - Evidence informing forecast-year allocation inputs; displayed values and growth are calculated: Separately recognizes shrink-wrapped products and bundles.
    - Evidence informing base-year allocation inputs; displayed values and growth are calculated: Defines formed-plastic clamshells and card-backed blister packaging as distinct constructions.
    - Evidence informing forecast-year allocation inputs; displayed values and growth are calculated: Defines formed-plastic clamshells and card-backed blister packaging as distinct constructions.
    - Evidence informing base-year allocation inputs; displayed values and growth are calculated: Explicitly recognizes book browse-prevention closures.
    - Evidence informing forecast-year allocation inputs; displayed values and growth are calculated: Explicitly recognizes book browse-prevention closures.

39. U.S. Government Publishing Office - Program 827-S: Federal Aviation Administration Books, Contract Pricing and Specifications

- Evidence informing base-year allocation inputs; displayed values and growth are calculated: Historical evaluation quantities provide a container-heavy institutional purchasing counterexample, not global shipment shares.
- Evidence informing forecast-year allocation inputs; displayed values and growth are calculated: Historical evaluation quantities provide a container-heavy institutional purchasing counterexample, not global shipment shares.
- Evidence informing base-year allocation inputs; displayed values and growth are calculated: Separately identifies kraft-envelope packing within the book procurement.
- Evidence informing forecast-year allocation inputs; displayed values and growth are calculated: Separately identifies kraft-envelope packing within the book procurement.
- Evidence informing base-year allocation inputs; displayed values and growth are calculated: Identifies cushioned shipping bags as an eligible book-order enclosure.
- Evidence informing forecast-year allocation inputs; displayed values and growth are calculated: Identifies cushioned shipping bags as an eligible book-order enclosure.
- Evidence informing base-year allocation inputs; displayed values and growth are calculated: Includes wrapped shipping bundles as an alternative purchasing configuration.
- Evidence informing forecast-year allocation inputs; displayed values and growth are calculated: Includes wrapped shipping bundles as an alternative purchasing configuration.
- Evidence informing base-year allocation inputs; displayed values and growth are calculated: Requires packing and filler separately from the external enclosure.
- Evidence informing forecast-year allocation inputs; displayed values and growth are calculated: Requires packing and filler separately from the external enclosure.
- Evidence informing base-year allocation inputs; displayed values and growth are calculated: Identifies closure tape and securing straps independently of container construction.
- Evidence informing forecast-year allocation inputs; displayed values and growth are calculated: Identifies closure tape and securing straps independently of container construction.

40. U.S. Government Publishing Office - Print Order Form 2511 Instructions
    - Evidence informing base-year allocation inputs; displayed values and growth are calculated: Specifies paper-banded sets separately from shrink-wrapped sets.
    - Evidence informing forecast-year allocation inputs; displayed values and growth are calculated: Specifies paper-banded sets separately from shrink-wrapped sets.
    - Evidence informing base-year allocation inputs; displayed values and growth are calculated: Describes shrink-wrapped units nested within cartons, supporting component attribution.
    - Evidence informing forecast-year allocation inputs; displayed values and growth are calculated: Describes shrink-wrapped units nested within cartons, supporting component attribution.
    - Evidence informing base-year allocation inputs; displayed values and growth are calculated: Distinguishes internal packaging, container quantities and pallet requirements.
    - Evidence informing forecast-year allocation inputs; displayed values and growth are calculated: Distinguishes internal packaging, container quantities and pallet requirements.
    - Evidence informing base-year allocation inputs; displayed values and growth are calculated: The instructions distinguish nominated delivery addresses and warehouse receiving arrangements, supporting the receiving-point attribution premise, not an observed consolidated market share.
    - Evidence informing forecast-year allocation inputs; displayed values and growth are calculated: The instructions distinguish nominated delivery addresses and warehouse receiving arrangements, supporting the receiving-point attribution premise, not an observed consolidated market share.
    - Evidence informing base-year allocation inputs; displayed values and growth are calculated: Supplemental distribution lists accommodate multiple destinations, supporting the distinction between preallocated destination delivery and a single receiving-point handoff.
    - Evidence informing forecast-year allocation inputs; displayed values and growth are calculated: Supplemental distribution lists accommodate multiple destinations, supporting the distinction between preallocated destination delivery and a single receiving-point handoff.
    - Evidence informing base-year allocation inputs; displayed values and growth are calculated: GPO specifies black interior inks separately from cover inks, supporting the monochrome classification and underlying-book attribution premise, not its modeled sales weight. ([gpo.gov](https://www.gpo.gov/docs/default-source/forms-standards-pdf-files/2511_instructions.pdf))
    - Evidence informing forecast-year allocation inputs; displayed values and growth are calculated: GPO specifies black interior inks separately from cover inks, supporting the monochrome classification and underlying-book attribution premise, not its modeled sales weight. ([gpo.gov](https://www.gpo.gov/docs/default-source/forms-standards-pdf-files/2511_instructions.pdf))
    - Evidence informing base-year allocation inputs; displayed values and growth are calculated: Designated Pantone specifications are recognized for interior inks, supporting a separate spot-color commercial category without measuring its share. ([gpo.gov](https://www.gpo.gov/docs/default-source/forms-standards-pdf-files/2511_instructions.pdf))
    - Evidence informing forecast-year allocation inputs; displayed values and growth are calculated: Designated Pantone specifications are recognized for interior inks, supporting a separate spot-color commercial category without measuring its share. ([gpo.gov](https://www.gpo.gov/docs/default-source/forms-standards-pdf-files/2511_instructions.pdf))
    - Evidence informing base-year allocation inputs; displayed values and growth are calculated: Four-color process is identified as full color for interior pages; cover color is separately specified. This supports classification at both modeled anchors. ([gpo.gov](https://www.gpo.gov/docs/default-source/forms-standards-pdf-files/2511_instructions.pdf))
    - Evidence informing forecast-year allocation inputs; displayed values and growth are calculated: Four-color process is identified as full color for interior pages; cover color is separately specified. This supports classification at both modeled anchors. ([gpo.gov](https://www.gpo.gov/docs/default-source/forms-standards-pdf-files/2511_instructions.pdf))

41. GPOExpress Program Pricing Guide - November 2024
    - Evidence informing base-year allocation inputs; displayed values and growth are calculated: USD xx.xx hand folding provides a handling-cost comparison; the complete band realization remains modeled.
    - Evidence informing forecast-year allocation inputs; displayed values and growth are calculated: USD xx.xx hand folding provides a handling-cost comparison; the complete band realization remains modeled.
    - Evidence informing base-year allocation inputs; displayed values and growth are calculated: USD xx.xx per shrink wrap anchors a small-run comparison, not the assumed global realization.
    - Evidence informing forecast-year allocation inputs; displayed values and growth are calculated: USD xx.xx per shrink wrap anchors a small-run comparison, not the assumed global realization.
    - Evidence informing base-year allocation inputs; displayed values and growth are calculated: USD xx.xx auxiliary insertion supplies a handling-price comparison, not protective-material sales.
    - Evidence informing forecast-year allocation inputs; displayed values and growth are calculated: USD xx.xx auxiliary insertion supplies a handling-price comparison, not protective-material sales.
42. Hardcover Book Protection: Dust Jackets or Slipcases?
    - Evidence informing base-year allocation inputs; displayed values and growth are calculated: Own-product EXW slipcase prices of USD xx.xx, USD xx.xx and USD xx.xx at xx.xx xx.xx and xx.xx units constrain relative realizations.
    - Evidence informing forecast-year allocation inputs; displayed values and growth are calculated: Own-product EXW slipcase prices of USD xx.xx, USD xx.xx and USD xx.xx at xx.xx xx.xx and xx.xx units constrain relative realizations.
43. Book Printing Cost in China: How Printing Prices Are Calculated
    - Evidence informing base-year allocation inputs; displayed values and growth are calculated: Approximately USD xx.xx per export carton including basic packing materials constrains the bulk-package budget; the container allocation is modeled.
    - Evidence informing forecast-year allocation inputs; displayed values and growth are calculated: Approximately USD xx.xx per export carton including basic packing materials constrains the bulk-package budget; the container allocation is modeled.
    - Evidence informing base-year allocation inputs; displayed values and growth are calculated: The inclusive carton quotation constrains combined spending; its cushioning split is assumed.
    - Evidence informing forecast-year allocation inputs; displayed values and growth are calculated: The inclusive carton quotation constrains combined spending; its cushioning split is assumed.
    - Evidence informing base-year allocation inputs; displayed values and growth are calculated: The inclusive carton quotation constrains combined spending; its closure split is assumed.
    - Evidence informing forecast-year allocation inputs; displayed values and growth are calculated: The inclusive carton quotation constrains combined spending; its closure split is assumed.
44. Make Believe Ideas - Independent Retail Catalog 2025
    - Evidence informing base-year allocation inputs; displayed values and growth are calculated: The 2025 catalog identifies activity books with cover-mounted blisters, establishing book-specific participation but not packaging revenue or volume.
    - Evidence informing forecast-year allocation inputs; displayed values and growth are calculated: The 2025 catalog identifies activity books with cover-mounted blisters, establishing book-specific participation but not packaging revenue or volume.
45. Bookmobile - Request Book Printing Quotes the Right Way to Save Money
    - Evidence informing base-year allocation inputs; displayed values and growth are calculated: The printer's bookstore-oriented purchasing guidance cautions against universal shrink-wrap attachment.
    - Evidence informing forecast-year allocation inputs; displayed values and growth are calculated: The printer's bookstore-oriented purchasing guidance cautions against universal shrink-wrap attachment.

46. Digital Book Printing - Bookmobile
    - Evidence informing base-year allocation inputs; displayed values and growth are calculated: The current book-production portfolio separately offers poly bags, supporting commercial category participation rather than a sales weight.
    - Evidence informing forecast-year allocation inputs; displayed values and growth are calculated: The current book-production portfolio separately offers poly bags, supporting commercial category participation rather than a sales weight.
    - Evidence informing base-year allocation inputs; displayed values and growth are calculated: The current portfolio offers shrink-wrap independently of other finishing options.
    - Evidence informing forecast-year allocation inputs; displayed values and growth are calculated: The current portfolio offers shrink-wrap independently of other finishing options.
47. Sell Books on Shopify - Lulu
    - Evidence informing forecast-year allocation inputs; displayed values and growth are calculated: The offered storefront-to-print-and-ship route supports an accessible production-linked parcel channel, not assumed demand.
    - Evidence informing forecast-year allocation inputs; displayed values and growth are calculated: Direct fulfillment availability supports the parcel-use scenario without establishing envelope mix.
    - Evidence informing forecast-year allocation inputs; displayed values and growth are calculated: Direct fulfillment availability supports the parcel-use scenario without establishing bag mix.
48. European Commission - New EU Rules on Packaging Enter into Application
    - Evidence informing forecast-year allocation inputs; displayed values and growth are calculated: Regional packaging minimization supports a directional right-sizing premise, not a measured global box-price effect.
    - Evidence informing forecast-year allocation inputs; displayed values and growth are calculated: Waste-reduction requirements inform the bounded substitution scenario; they do not quantify band adoption.
    - Evidence informing forecast-year allocation inputs; displayed values and growth are calculated: Regional circularity requirements inform lower lightweight-bag exposure without implying a global book-bag ban.
    - Evidence informing forecast-year allocation inputs; displayed values and growth are calculated: Material substitution remains partly internal to the combined film-and-paper category.
    - Evidence informing forecast-year allocation inputs; displayed values and growth are calculated: Regional recyclability pressure informs the niche substitution scenario, not an observed blister-sales decline.
    - Evidence informing forecast-year allocation inputs; displayed values and growth are calculated: Empty-space reduction provides a directional premise for lower cushioning allowance per individual box.
49. Digital Printing - U.S. Government Publishing Office
    - Evidence informing base-year allocation inputs; displayed values and growth are calculated: Procurement examples allow offset or digital alternatives while restricting some digital variants, supporting an acceptance- and run-mix model rather than a universal quality ranking. This is a modeling premise, not an observed process share.
    - Evidence informing forecast-year allocation inputs; displayed values and growth are calculated: Procurement examples allow offset or digital alternatives while restricting some digital variants, supporting an acceptance- and run-mix model rather than a universal quality ranking. This is a modeling premise, not an observed process share.
    - Evidence informing base-year allocation inputs; displayed values and growth are calculated: The purchasing guidance supports conditional digital substitution, not unrestricted interchangeability or an observed forecast allocation.
    - Evidence informing forecast-year allocation inputs; displayed values and growth are calculated: The purchasing guidance supports conditional digital substitution, not unrestricted interchangeability or an observed forecast allocation.

50. Clays demonstrate dedication to digital investment
    - Evidence informing base-year allocation inputs; displayed values and growth are calculated: Reports xx.xx books annually and xx.xx books of digital capacity in an older investment statement; this constrains scale but is not a 2025 realized output mix.
    - Evidence informing forecast-year allocation inputs; displayed values and growth are calculated: Reports xx.xx books annually and xx.xx books of digital capacity in an older investment statement; this constrains scale but is not a 2025 realized output mix.
    - Evidence informing base-year allocation inputs; displayed values and growth are calculated: The company's inkjet investment supports an existing book-production application and a conditional adoption premise, not a quantified global forecast.
    - Evidence informing forecast-year allocation inputs; displayed values and growth are calculated: The company's inkjet investment supports an existing book-production application and a conditional adoption premise, not a quantified global forecast.
    - Evidence informing base-year allocation inputs; displayed values and growth are calculated: The capacity/output comparison is a limited commercial check on continued conventional book production, not a direct offset revenue observation.
    - Evidence informing forecast-year allocation inputs; displayed values and growth are calculated: The capacity/output comparison is a limited commercial check on continued conventional book production, not a direct offset revenue observation.
51. ISO/TC 130 - Guidelines for Using Print Production Standards, Version 1.0, 2019
    - Evidence informing base-year allocation inputs; displayed values and growth are calculated: Distinguishes packaging use cases and printing processes, supporting allocation of gravure to book-associated components rather than the full value of a book.
    - Evidence informing forecast-year allocation inputs; displayed values and growth are calculated: Distinguishes packaging use cases and printing processes, supporting allocation of gravure to book-associated components rather than the full value of a book.
    - Evidence informing base-year allocation inputs; displayed values and growth are calculated: Identifies flexographic packaging applications; the book-specific spending budget and process coefficients remain modeled.
    - Evidence informing forecast-year allocation inputs; displayed values and growth are calculated: Identifies flexographic packaging applications; the book-specific spending budget and process coefficients remain modeled.
52. Premium Layflat Photo Books - PhotobookShop
    - Evidence informing base-year allocation inputs; displayed values and growth are calculated: Offers bound silver-halide photographic books and distinguishes them from digitally printed alternatives, supporting the model's separate photographic category rather than an observed sales weight.
    - Evidence informing forecast-year allocation inputs; displayed values and growth are calculated: Offers bound silver-halide photographic books and distinguishes them from digitally printed alternatives, supporting the model's separate photographic category rather than an observed sales weight.
53. The Cormac McCarthy Collection - The Folio Society
    - Evidence informing base-year allocation inputs; displayed values and growth are calculated: Documents screen-printed cloth covers on physical book editions, supporting component-level commercial attribution. It does not measure supplier component receipts or global uptake.
    - Evidence informing forecast-year allocation inputs; displayed values and growth are calculated: Documents screen-printed cloth covers on physical book editions, supporting component-level commercial attribution. It does not measure supplier component receipts or global uptake.

54. Risograph Digital Duplicator Order Form, 2026 - Minneapolis College of Art and Design
    - Evidence informing base-year allocation inputs; displayed values and growth are calculated: The 2026 institutional form recognizes Risograph book/booklet orders but excludes assembly. It supports a limited application boundary, not 2025 external commercial volume; internal institutional charges are excluded from the numerator.
    - Evidence informing forecast-year allocation inputs; displayed values and growth are calculated: The 2026 institutional form recognizes Risograph book/booklet orders but excludes assembly. It supports a limited application boundary, not 2025 external commercial volume; internal institutional charges are excluded from the numerator.
55. American Printing House - 2024 Annual Report
    - Evidence informing base-year allocation inputs; displayed values and growth are calculated: Fiscal 2024 product sales were USD xx.xx; braille publications represented xx.xx% of product sales; xx.xx braille volumes were produced. These inputs constrain an adjusted production-realization proxy, not a global market share.
    - Evidence informing base-year allocation inputs; displayed values and growth are calculated: The decline from xx.xx braille volumes in 2022 qualifies a uniform physical-demand growth assumption and informs the slower relative forecast activity weight.
    - Evidence informing forecast-year allocation inputs; displayed values and growth are calculated: Fiscal 2024 product sales were USD xx.xx; braille publications represented xx.xx% of product sales; xx.xx braille volumes were produced. These inputs constrain an adjusted production-realization proxy, not a global market share.
    - Evidence informing forecast-year allocation inputs; displayed values and growth are calculated: The decline from xx.xx braille volumes in 2022 qualifies a uniform physical-demand growth assumption and informs the slower relative forecast activity weight.
56. Kodak Moments Kiosk - Kodak Alaris
    - Evidence informing base-year allocation inputs; displayed values and growth are calculated: Advertises book-capable retail kiosk equipment and a photographic-printing portfolio. Used only as a commercial-route premise for the thermal working estimate, not as evidence of thermal book-service sales, utilization or the final share.
    - Evidence informing forecast-year allocation inputs; displayed values and growth are calculated: Advertises book-capable retail kiosk equipment and a photographic-printing portfolio. Used only as a commercial-route premise for the thermal working estimate, not as evidence of thermal book-service sales, utilization or the final share.
57. 二〇二一年全国新闻出版业基本情况
    - Evidence informing base-year allocation inputs; displayed values and growth are calculated: Official 2021 aggregate textbook output distinguishes school, tertiary and vocational/adult activity; historical volumes require value and global-scope adjustments.
    - Evidence informing forecast-year allocation inputs; displayed values and growth are calculated: Official 2021 aggregate textbook output distinguishes school, tertiary and vocational/adult activity; historical volumes require value and global-scope adjustments.
    - Evidence informing base-year allocation inputs; displayed values and growth are calculated: Secondary, primary and teaching-book aggregate sheet counts form the school activity weight.
    - Evidence informing forecast-year allocation inputs; displayed values and growth are calculated: Secondary, primary and teaching-book aggregate sheet counts form the school activity weight.
    - Evidence informing base-year allocation inputs; displayed values and growth are calculated: Tertiary textbook aggregate output supplies the higher-education activity input before an assumed relative-service-value adjustment.
    - Evidence informing forecast-year allocation inputs; displayed values and growth are calculated: Tertiary textbook aggregate output supplies the higher-education activity input before an assumed relative-service-value adjustment.
    - Evidence informing base-year allocation inputs; displayed values and growth are calculated: Vocational, adult and literacy textbook output supplies the corresponding historical activity input.
    - Evidence informing forecast-year allocation inputs; displayed values and growth are calculated: Vocational, adult and literacy textbook output supplies the corresponding historical activity input.

58. Music, printed or in manuscript imports by country, 2024 - World Integrated Trade Solution
    - Evidence informing base-year allocation inputs; displayed values and growth are calculated: Official HS xx.xx import observations constrain the music-publication value bridge; domestic supply, physical-book eligibility and the printing-service fraction remain modeled.
    - Evidence informing forecast-year allocation inputs; displayed values and growth are calculated: Official HS xx.xx import observations constrain the music-publication value bridge; domestic supply, physical-book eligibility and the printing-service fraction remain modeled.
59. Bloomsbury Publishing - 2024/25 Results Presentation
    - Evidence informing base-year allocation inputs; displayed values and growth are calculated: Separate Academic & Professional print, digital and rights/service receipts demonstrate the required physical-revenue boundary; company mix is not treated as global market share.
    - Evidence informing forecast-year allocation inputs; displayed values and growth are calculated: Separate Academic & Professional print, digital and rights/service receipts demonstrate the required physical-revenue boundary; company mix is not treated as global market share.
    - Evidence informing base-year allocation inputs; displayed values and growth are calculated: Observed physical academic publishing activity supports commercial applicability but does not verify the assumed global research/reference ratio.
    - Evidence informing forecast-year allocation inputs; displayed values and growth are calculated: Observed physical academic publishing activity supports commercial applicability but does not verify the assumed global research/reference ratio.
60. HDSB - RFSQ 26-013: Yearbook Software and Printing Services
    - Evidence informing base-year allocation inputs; displayed values and growth are calculated: The qualification notice establishes a commissioned yearbook scope including printing, binding and school delivery; it supplies no awarded value and is not used as a sales weight.
    - Evidence informing forecast-year allocation inputs; displayed values and growth are calculated: The qualification notice establishes a commissioned yearbook scope including printing, binding and school delivery; it supplies no awarded value and is not used as a sales weight.
    - Evidence informing base-year allocation inputs; displayed values and growth are calculated: The yearbook qualification notice restricts supply to prequalified vendors while permitting school bulk orders and individual ordering. It supports separating commissioning authority from ultimate payment, but discloses no fulfilled-order value.
    - Evidence informing forecast-year allocation inputs; displayed values and growth are calculated: The yearbook qualification notice restricts supply to prequalified vendors while permitting school bulk orders and individual ordering. It supports separating commissioning authority from ultimate payment, but discloses no fulfilled-order value.
    - Evidence informing base-year allocation inputs; displayed values and growth are calculated: The individual-ordering option establishes an attribution uncertainty relevant to the modeled household portion; it does not establish the assumed xx.xx% proportion.
    - Evidence informing forecast-year allocation inputs; displayed values and growth are calculated: The individual-ordering option establishes an attribution uncertainty relevant to the modeled household portion; it does not establish the assumed xx.xx% proportion.

61. U.S. Census Bureau - 2022 Economic Census, Books Printing Questionnaire MC-32312
    - Evidence informing base-year allocation inputs; displayed values and growth are calculated: The official printing questionnaire supports the distinction between textbook and general-book production; recognition is not treated as a revenue weight.
    - Evidence informing forecast-year allocation inputs; displayed values and growth are calculated: The official printing questionnaire supports the distinction between textbook and general-book production; recognition is not treated as a revenue weight.
    - Evidence informing base-year allocation inputs; displayed values and growth are calculated: Recognized coloring-book output supports treating recreational activity commissions separately from institutional textbooks according to purpose.
    - Evidence informing forecast-year allocation inputs; displayed values and growth are calculated: Recognized coloring-book output supports treating recreational activity commissions separately from institutional textbooks according to purpose.
62. Press Information Bureau - Department of School Education & Literacy, Year End Review 2024
    - Evidence informing base-year allocation inputs; displayed values and growth are calculated: The government review describes substantial NCERT physical-textbook activity, independently qualifying the physical-availability premise without establishing attributable supplier revenue.
    - Evidence informing forecast-year allocation inputs; displayed values and growth are calculated: The government review describes substantial NCERT physical-textbook activity, independently qualifying the physical-availability premise without establishing attributable supplier revenue.
63. 2022 North American Industry Classification System - United States
    - Evidence informing base-year allocation inputs; displayed values and growth are calculated: Dedicated book-publishing activity is separated from institutional primary activities and printing without publishing, constraining the Publishing Organizations numerator.
    - Evidence informing forecast-year allocation inputs; displayed values and growth are calculated: Dedicated book-publishing activity is separated from institutional primary activities and printing without publishing, constraining the Publishing Organizations numerator.
64. U.S. Census Bureau - Books Printing: 2002
    - Evidence informing base-year allocation inputs; displayed values and growth are calculated: Table xx.xx reports 2002 U.S. books-printing contract-work costs of USD xx.xx and shipments of USD xx.xx. Their ratio supplies a dated manufacturing-subcontract proxy, held constant within the forecast component.
    - Evidence informing forecast-year allocation inputs; displayed values and growth are calculated: Table xx.xx reports 2002 U.S. books-printing contract-work costs of USD xx.xx and shipments of USD xx.xx. Their ratio supplies a dated manufacturing-subcontract proxy, held constant within the forecast component.
    - Evidence informing base-year allocation inputs; displayed values and growth are calculated: The historical subcontract-cost input constrains the modeled transfer from publisher-origin commissioning to performing suppliers, without adding another gross contract value.
    - Evidence informing forecast-year allocation inputs; displayed values and growth are calculated: The historical subcontract-cost input constrains the modeled transfer from publisher-origin commissioning to performing suppliers, without adding another gross contract value.
65. Samfine Creation Holdings Group Limited - Form 20-F for the year ended December 31, 2025
    - Evidence informing base-year allocation inputs; displayed values and growth are calculated: The company reports USD xx.xx of 2025 book-product revenue and principally serves book traders that secure printing contracts and outsource production. This is a supplier-specific quantitative role check, not a Global allocation weight.
    - Evidence informing forecast-year allocation inputs; displayed values and growth are calculated: The company reports USD xx.xx of 2025 book-product revenue and principally serves book traders that secure printing contracts and outsource production. This is a supplier-specific quantitative role check, not a Global allocation weight.

66. Ministry of Education - NCERT and Amazon Letter of Engagement, October 7, 2024
    - Evidence informing base-year allocation inputs; displayed values and growth are calculated: The October xx.xx 2024 announcement targeted xx.xx NCERT books for academic 2025-xx.xx. This is a planned institutional activity anchor; realization, eligible receipts and subsequent growth are modeled separately.
    - Evidence informing forecast-year allocation inputs; displayed values and growth are calculated: The October xx.xx 2024 announcement targeted xx.xx NCERT books for academic 2025-xx.xx. This is a planned institutional activity anchor; realization, eligible receipts and subsequent growth are modeled separately.
67. Bangladesh e-GP - NCTB/TEXTBOOK/2025, Package GD.102_SEC_8.031
    - Evidence informing base-year allocation inputs; displayed values and growth are calculated: The government-funded procurement plan specifies xx.xx academic-2025 textbook copies and an estimated BDT xx.xx for printing, binding and supply. It constrains commercial order scale and local unit-budget plausibility, not realized annual revenue.
    - Evidence informing forecast-year allocation inputs; displayed values and growth are calculated: The government-funded procurement plan specifies xx.xx academic-2025 textbook copies and an estimated BDT xx.xx for printing, binding and supply. It constrains commercial order scale and local unit-budget plausibility, not realized annual revenue.
68. Students suffer as NCTB fails to deliver books - The Daily Star, January 17, 2025
    - Evidence informing base-year allocation inputs; displayed values and growth are calculated: The January xx.xx 2025 report corroborates the dated approximately xx.xx-copy textbook target and early-year delivery disruption. Target realization and supplier receipts remain modeled.
69. Secondary-level students: A new year without full set of books for many - The Daily Star, December 28, 2025
    - Evidence informing forecast-year allocation inputs; displayed values and growth are calculated: The December xx.xx 2025 report corroborates the approximately xx.xx-copy academic-2026 target and continued delivery slippage. It informs a normalization assumption, not an observed 2032 share.
70. Business Books - Print Professional, Custom Corporate Books | Blurb
    - Evidence informing base-year allocation inputs; displayed values and growth are calculated: The business-book offering includes organizational presentation and corporate-gift applications. It establishes an in-scope commissioning proposition, not the modeled global copy quantity or spending.
    - Evidence informing forecast-year allocation inputs; displayed values and growth are calculated: The business-book offering includes organizational presentation and corporate-gift applications. It establishes an in-scope commissioning proposition, not the modeled global copy quantity or spending.
71. How to Use Lulu to Support Your Nonprofit | Lulu
    - Evidence informing base-year allocation inputs; displayed values and growth are calculated: The platform permits an organization or charity to receive creator proceeds. This supports excluding beneficiary-only arrangements from nonprofit commissioning; it does not measure nonprofit printing purchases.
    - Evidence informing forecast-year allocation inputs; displayed values and growth are calculated: The platform permits an organization or charity to receive creator proceeds. This supports excluding beneficiary-only arrangements from nonprofit commissioning; it does not measure nonprofit printing purchases.

72. News Corp - Form 10-K for the fiscal year ended June 30, 2025
    - Evidence informing base-year allocation inputs; displayed values and growth are calculated: Fiscal 2025 consumer backlist revenue of xx.xx% and digital revenue of xx.xx% anchor the assumed physical-backlist bridge and its forecast starting model.
    - Evidence informing forecast-year allocation inputs; displayed values and growth are calculated: Fiscal 2025 consumer backlist revenue of xx.xx% and digital revenue of xx.xx% anchor the assumed physical-backlist bridge and its forecast starting model.
    - Evidence informing base-year allocation inputs; displayed values and growth are calculated: The disclosed backlist mix constrains recurring-title demand; its division into replenishment and POD remains modeled.
    - Evidence informing forecast-year allocation inputs; displayed values and growth are calculated: The disclosed backlist mix constrains recurring-title demand; its division into replenishment and POD remains modeled.
    - Evidence informing base-year allocation inputs; displayed values and growth are calculated: The complementary frontlist population supports the launch-stock cohort after physical-format adjustments.
    - Evidence informing forecast-year allocation inputs; displayed values and growth are calculated: The complementary frontlist population supports the launch-stock cohort after physical-format adjustments.
73. News Corp - Form 10-K for the fiscal year ended June 30, 2026
    - Evidence informing forecast-year allocation inputs; displayed values and growth are calculated: Fiscal 2026 backlist revenue of xx.xx% and digital revenue of xx.xx% lower the forecast physical-backlist proxy instead of assuming continued backlist expansion.
    - Evidence informing forecast-year allocation inputs; displayed values and growth are calculated: The updated catalog mix changes the forecast population available for repeat inventory releases.
    - Evidence informing forecast-year allocation inputs; displayed values and growth are calculated: The updated frontlist/backlist bridge changes the forecast planned-production weight; no 2032 share is disclosed.
74. How Do Lulu Direct Orders Work?
    - Evidence informing base-year allocation inputs; displayed values and growth are calculated: Lulu describes printing after customer purchase and distinguishes production from subsequent shipment, supporting recipient-order attribution rather than technology-based classification.
    - Evidence informing forecast-year allocation inputs; displayed values and growth are calculated: Lulu describes printing after customer purchase and distinguishes production from subsequent shipment, supporting recipient-order attribution rather than technology-based classification.
    - Evidence informing base-year allocation inputs; displayed values and growth are calculated: No minimum order and one-copy ordering establish commercial feasibility, not the number or value of single-copy releases.
    - Evidence informing forecast-year allocation inputs; displayed values and growth are calculated: No minimum order and one-copy ordering establish commercial feasibility, not the number or value of single-copy releases.
    - Evidence informing base-year allocation inputs; displayed values and growth are calculated: One POD offering accepts hundreds of copies, independently challenging a POD-equals-single-copy allocation.
    - Evidence informing forecast-year allocation inputs; displayed values and growth are calculated: One POD offering accepts hundreds of copies, independently challenging a POD-equals-single-copy allocation.
    - Evidence informing base-year allocation inputs; displayed values and growth are calculated: Orders can extend into thousands within the same offering; the production trigger therefore does not uniquely identify the working run band.
    - Evidence informing forecast-year allocation inputs; displayed values and growth are calculated: Orders can extend into thousands within the same offering; the production trigger therefore does not uniquely identify the working run band.

75. Supply Chain - Clays
    - Evidence informing base-year allocation inputs; displayed values and growth are calculated: Clays describes differentiated backlist arrangements and stock visibility, supporting a separate inventory-replenishment cohort without establishing its numerical prevalence.
    - Evidence informing forecast-year allocation inputs; displayed values and growth are calculated: Clays describes differentiated backlist arrangements and stock visibility, supporting a separate inventory-replenishment cohort without establishing its numerical prevalence.
    - Evidence informing base-year allocation inputs; displayed values and growth are calculated: New-title consolidation and predictable annual backlist demand support retaining planned inventory commitments; short-run printing is explicitly not necessarily POD.
    - Evidence informing forecast-year allocation inputs; displayed values and growth are calculated: New-title consolidation and predictable annual backlist demand support retaining planned inventory commitments; short-run printing is explicitly not necessarily POD.
    - Evidence informing base-year allocation inputs; displayed values and growth are calculated: Clays explicitly distinguishes short-run work from POD, supporting category separation rather than a technological proxy for value share.
    - Evidence informing forecast-year allocation inputs; displayed values and growth are calculated: Clays explicitly distinguishes short-run work from POD, supporting category separation rather than a technological proxy for value share.
76. Smart Backlist Management: When to Hold and When to Print-on-Demand
    - Evidence informing base-year allocation inputs; displayed values and growth are calculated: Sheridan describes low-volume titles moving to POD while other titles retain inventory, supporting differentiated release-policy assumptions rather than a uniform backlist-to-POD conversion.
    - Evidence informing forecast-year allocation inputs; displayed values and growth are calculated: Sheridan describes low-volume titles moving to POD while other titles retain inventory, supporting differentiated release-policy assumptions rather than a uniform backlist-to-POD conversion.
    - Evidence informing base-year allocation inputs; displayed values and growth are calculated: A disclosed customer example uses a stock threshold to trigger a 2,000-copy replenishment order. It establishes the commercial mechanism, not a market-wide share.
    - Evidence informing forecast-year allocation inputs; displayed values and growth are calculated: A disclosed customer example uses a stock threshold to trigger a 2,000-copy replenishment order. It establishes the commercial mechanism, not a market-wide share.

77. Shortage of NCERT textbooks - Rajya Sabha Unstarred Question No. 1941, December 17, 2025
    - Evidence informing base-year allocation inputs; displayed values and growth are calculated: Advance enrollment-based forecasting, academic-session readiness and a fiscal 2025-xx.xx plan for approximately xx.xx textbooks support a substantial calendar-driven stock cohort. The target is not realized production.
    - Evidence informing forecast-year allocation inputs; displayed values and growth are calculated: Advance enrollment-based forecasting, academic-session readiness and a fiscal 2025-xx.xx plan for approximately xx.xx textbooks support a substantial calendar-driven stock cohort. The target is not realized production.
    - Evidence informing base-year allocation inputs; displayed values and growth are calculated: Phased supply and inventory monitoring support distinguishing ongoing availability obligations from individual-recipient POD, without quantifying replenishment's global prevalence.
    - Evidence informing forecast-year allocation inputs; displayed values and growth are calculated: Phased supply and inventory monitoring support distinguishing ongoing availability obligations from individual-recipient POD, without quantifying replenishment's global prevalence.
    - Evidence informing base-year allocation inputs; displayed values and growth are calculated: The official answer distinguishes printer empanelment from approximately xx.xx distribution vendors and describes planned fiscal 2025-xx.xx printing of approximately xx.xx textbooks. It supports commissioning-versus-distribution separation, not a realized monetary channel split.
    - Evidence informing forecast-year allocation inputs; displayed values and growth are calculated: The official answer distinguishes printer empanelment from approximately xx.xx distribution vendors and describes planned fiscal 2025-xx.xx printing of approximately xx.xx textbooks. It supports commissioning-versus-distribution separation, not a realized monetary channel split.
    - Evidence informing base-year allocation inputs; displayed values and growth are calculated: Phased textbook supply supports treating annual institutional quantities separately from production batches; it does not disclose the medium-run allocation.
    - Evidence informing forecast-year allocation inputs; displayed values and growth are calculated: Phased textbook supply supports treating annual institutional quantities separately from production batches; it does not disclose the medium-run allocation.
    - Evidence informing base-year allocation inputs; displayed values and growth are calculated: The December xx.xx 2025 answer identifies a xx.xx-million-copy FY2025-xx.xx printing decision versus approximately xx.xx in recent years, a counterforce to assuming rapid long-run disappearance. Planned copies are not realized service revenue.
    - Evidence informing forecast-year allocation inputs; displayed values and growth are calculated: The December xx.xx 2025 answer identifies a xx.xx-million-copy FY2025-xx.xx printing decision versus approximately xx.xx in recent years, a counterforce to assuming rapid long-run disappearance. Planned copies are not realized service revenue.
78. Fulfillment Fee - Lulu Direct
    - Evidence informing base-year allocation inputs; displayed values and growth are calculated: The September 2026 schedule lists USD xx.xx per order regardless of item count, supporting an order-frequency effect on associated-service value. It does not verify the assumed historical or forecast multiplier.
    - Evidence informing forecast-year allocation inputs; displayed values and growth are calculated: The September 2026 schedule lists USD xx.xx per order regardless of item count, supporting an order-frequency effect on associated-service value. It does not verify the assumed historical or forecast multiplier.

79. InnerWorkings, Inc. - Form 10-K for the year ended December 31, 2019
    - Evidence informing base-year allocation inputs; displayed values and growth are calculated: The 2019 filing reports USD xx.xx gross profit on USD xx.xx revenue and describes purchased-product and direct-service costs. Historical reported margins constrain the modeled xx.xx% retained-fee ratio; they do not directly measure book-channel share.
    - Evidence informing forecast-year allocation inputs; displayed values and growth are calculated: The 2019 filing reports USD xx.xx gross profit on USD xx.xx revenue and describes purchased-product and direct-service costs. Historical reported margins constrain the modeled xx.xx% retained-fee ratio; they do not directly measure book-channel share.
    - Evidence informing base-year allocation inputs; displayed values and growth are calculated: The procurement-service margin comparison supports the fee-to-managed-spending bridge underlying the direct-channel complement. Carrying the normalized ratio into 2032 is explicitly a forecast assumption.
    - Evidence informing forecast-year allocation inputs; displayed values and growth are calculated: The procurement-service margin comparison supports the fee-to-managed-spending bridge underlying the direct-channel complement. Carrying the normalized ratio into 2032 is explicitly a forecast assumption.
80. Simplified Purchase Agreement - U.S. Government Publishing Office
    - Evidence informing base-year allocation inputs; displayed values and growth are calculated: SPA permits agency awards directly to certified vendors for purchases up to USD xx.xx while GPO pays vendors and invoices agencies. This supports classifying by the contracting relationship rather than the invoice payer, not a numerical global weight.
    - Evidence informing forecast-year allocation inputs; displayed values and growth are calculated: SPA permits agency awards directly to certified vendors for purchases up to USD xx.xx while GPO pays vendors and invoices agencies. This supports classifying by the contracting relationship rather than the invoice payer, not a numerical global weight.
81. Global Print Services | China, Europe, SE Asia, USA & India
    - Evidence informing base-year allocation inputs; displayed values and growth are calculated: Imago describes sourcing suppliers and coordinating multiple manufacturers for book-related projects. Its cumulative customer relationships establish the offered intermediary role but are not annual revenue or allocation weights.
    - Evidence informing forecast-year allocation inputs; displayed values and growth are calculated: Imago describes sourcing suppliers and coordinating multiple manufacturers for book-related projects. Its cumulative customer relationships establish the offered intermediary role but are not annual revenue or allocation weights.
82. Lion Rock Group Limited - Annual Report 2025
    - Evidence informing base-year allocation inputs; displayed values and growth are calculated: Own-business 2025 turnover changes of minus xx.xx% for APOL and minus xx.xx% for Regent challenge uniform intermediary growth; Regent's non-book focus limits its relevance. These observations support avoiding an additional adoption uplift.
    - Evidence informing forecast-year allocation inputs; displayed values and growth are calculated: Own-business 2025 turnover changes of minus xx.xx% for APOL and minus xx.xx% for Regent challenge uniform intermediary growth; Regent's non-book focus limits its relevance. These observations support avoiding an additional adoption uplift.
    - Evidence informing base-year allocation inputs; displayed values and growth are calculated: Manufacturing turnover changes of minus xx.xx% at xx.xx Printing and plus xx.xx% at Papercraft demonstrate differing supplier trajectories rather than a simple common channel-growth pattern; these are not direct-contracting market shares.
    - Evidence informing forecast-year allocation inputs; displayed values and growth are calculated: Manufacturing turnover changes of minus xx.xx% at xx.xx Printing and plus xx.xx% at Papercraft demonstrate differing supplier trajectories rather than a simple common channel-growth pattern; these are not direct-contracting market shares.

83. Imprint Digital - Book Printing Prices UK

- Evidence informing base-year allocation inputs; displayed values and growth are calculated: The inspected schedule quotes GBP xx.xx at xx.xx copies for one paperback specification, supporting a relative-price input, not a historical global realization.
- Evidence informing forecast-year allocation inputs; displayed values and growth are calculated: The inspected schedule quotes GBP xx.xx at xx.xx copies for one paperback specification, supporting a relative-price input, not a historical global realization.
- Evidence informing base-year allocation inputs; displayed values and growth are calculated: GBP xx.xx at xx.xx copies supplies the medium-run reference index; format and delivery differences require separate treatment.
- Evidence informing forecast-year allocation inputs; displayed values and growth are calculated: GBP xx.xx at xx.xx copies supplies the medium-run reference index; format and delivery differences require separate treatment.
- Evidence informing base-year allocation inputs; displayed values and growth are calculated: The quantity-price curve anchors the reference from which the long-run discount is assumed; no long-run price or future share is disclosed.
- Evidence informing forecast-year allocation inputs; displayed values and growth are calculated: The quantity-price curve anchors the reference from which the long-run discount is assumed; no long-run price or future share is disclosed.

84. Print Options

- Evidence informing base-year allocation inputs; displayed values and growth are calculated: KDP distinguishes black-and-white from color records and locks ink type after publication. These platform-specific conditions qualify switching assumptions, not market weights. ([kdp.amazon.com](https://kdp.amazon.com/en_US/help/topic/G201834180))
- Evidence informing forecast-year allocation inputs; displayed values and growth are calculated: KDP distinguishes black-and-white from color records and locks ink type after publication. These platform-specific conditions qualify switching assumptions, not market weights. ([kdp.amazon.com](https://kdp.amazon.com/en_US/help/topic/G201834180))
- Evidence informing base-year allocation inputs; displayed values and growth are calculated: The displayed platform menu does not establish designated spot-color availability or sales; a general color option is not used as evidence of spot-color demand. ([kdp.amazon.com](https://kdp.amazon.com/en_US/help/topic/G201834180))
- Evidence informing forecast-year allocation inputs; displayed values and growth are calculated: The displayed platform menu does not establish designated spot-color availability or sales; a general color option is not used as evidence of spot-color demand. ([kdp.amazon.com](https://kdp.amazon.com/en_US/help/topic/G201834180))
- Evidence informing base-year allocation inputs; displayed values and growth are calculated: Standard color is unavailable for hardcover, but premium color is available. Both process-color tiers belong within the modeled Full-Color Interiors category. ([kdp.amazon.com](https://kdp.amazon.com/en_US/help/topic/G201834180))
- Evidence informing forecast-year allocation inputs; displayed values and growth are calculated: Standard color is unavailable for hardcover, but premium color is available. Both process-color tiers belong within the modeled Full-Color Interiors category. ([kdp.amazon.com](https://kdp.amazon.com/en_US/help/topic/G201834180))

85. Synthèse des chiffres de l'édition jeunesse 2024-2025

- Evidence informing base-year allocation inputs; displayed values and growth are calculated: The primary French publishing survey reports a xx.xx% decline in illustrated early-childhood volumes and a xx.xx% decline in youth-fiction volumes in 2024. These differing outcomes challenge an aggressive universal color-growth assumption. ([sne.fr](https://www.sne.fr/actu/synthese-des-chiffres-de-ledition-jeunesse-2024-2025/))
- Evidence informing forecast-year allocation inputs; displayed values and growth are calculated: The primary French publishing survey reports a xx.xx% decline in illustrated early-childhood volumes and a xx.xx% decline in youth-fiction volumes in 2024. These differing outcomes challenge an aggressive universal color-growth assumption. ([sne.fr](https://www.sne.fr/actu/synthese-des-chiffres-de-ledition-jeunesse-2024-2025/))

18.6. Africa

Table 363. Africa Book Printing & Packaging Services Market, by Country growth contribution, 2025-2032

Category	2025 value (USD Million)	2032 value (USD Million)	Added value (USD Million)	2025 share (%)	2032 share (%)	Change (pp)	Growth share (%)	CAGR (%)
Egypt	xx.xx	xx.xx	xx.xx	xx.xx	xx.xx	xx.xx	xx.xx	xx.xx
Kenya	xx.xx	xx.xx	xx.xx	xx.xx	xx.xx	xx.xx	xx.xx	xx.xx
Nigeria	xx.xx	xx.xx	xx.xx	xx.xx	xx.xx	xx.xx	xx.xx	xx.xx
South Africa	xx.xx	xx.xx	xx.xx	xx.xx	xx.xx	xx.xx	xx.xx	xx.xx
Unallocated / remaining scope	xx.xx	xx.xx	xx.xx	xx.xx	xx.xx	xx.xx	xx.xx	xx.xx
Scope total	**xx.xx**	**xx.xx**	**xx.xx**	**xx.xx**	**xx.xx**	**xx.xx**	**xx.xx**	**xx.xx**

Table 364. Africa Book Printing & Packaging Services Market Size, by Region, 2017-2040 (USD Million)

Region	2017	2024	2025	2026	2027	2032	2040	CAGR (%)
Egypt	xx.xx	xx.xx	xx.xx	xx.xx	xx.xx	xx.xx	xx.xx	xx.xx
Kenya	xx.xx	xx.xx	xx.xx	xx.xx	xx.xx	xx.xx	xx.xx	xx.xx
Nigeria	xx.xx	xx.xx	xx.xx	xx.xx	xx.xx	xx.xx	xx.xx	xx.xx
South Africa	xx.xx	xx.xx	xx.xx	xx.xx	xx.xx	xx.xx	xx.xx	xx.xx
Others	xx.xx	xx.xx	xx.xx	xx.xx	xx.xx	xx.xx	xx.xx	xx.xx
Total	**xx.xx**	**xx.xx**	**xx.xx**	**xx.xx**	**xx.xx**	**xx.xx**	**xx.xx**	**xx.xx**

Table 365. Africa Book Printing & Packaging Services Market Size, by Service Offering, 2017-2040 (USD Million)

Service Offering	2017	2024	2025	2026	2027	2032	2040	CAGR (%)
Book Packaging Production	xx.xx	xx.xx	xx.xx	xx.xx	xx.xx	xx.xx	xx.xx	xx.xx
Book Packing & Kitting	xx.xx	xx.xx	xx.xx	xx.xx	xx.xx	xx.xx	xx.xx	xx.xx
Book Printing	xx.xx	xx.xx	xx.xx	xx.xx	xx.xx	xx.xx	xx.xx	xx.xx
Bookbinding & Finishing	xx.xx	xx.xx	xx.xx	xx.xx	xx.xx	xx.xx	xx.xx	xx.xx
Prepress Services	xx.xx	xx.xx	xx.xx	xx.xx	xx.xx	xx.xx	xx.xx	xx.xx
Print Production Management	xx.xx	xx.xx	xx.xx	xx.xx	xx.xx	xx.xx	xx.xx	xx.xx
Production-Linked Fulfillment	xx.xx	xx.xx	xx.xx	xx.xx	xx.xx	xx.xx	xx.xx	xx.xx
Total	**xx.xx**	**xx.xx**	**xx.xx**	**xx.xx**	**xx.xx**	**xx.xx**	**xx.xx**	**xx.xx**

Table 366. Africa Book Printing & Packaging Services Market Size, by Book Format, 2017-2040 (USD Million)

Book Format	2017	2024	2025	2026	2027	2032	2040	CAGR (%)
Accordion-Fold Books	xx.xx	xx.xx	xx.xx	xx.xx	xx.xx	xx.xx	xx.xx	xx.xx
Bath Books	xx.xx	xx.xx	xx.xx	xx.xx	xx.xx	xx.xx	xx.xx	xx.xx
Board Books	xx.xx	xx.xx	xx.xx	xx.xx	xx.xx	xx.xx	xx.xx	xx.xx
Foam Books	xx.xx	xx.xx	xx.xx	xx.xx	xx.xx	xx.xx	xx.xx	xx.xx
Hardcover Books	xx.xx	xx.xx	xx.xx	xx.xx	xx.xx	xx.xx	xx.xx	xx.xx
Loose-Leaf Books	xx.xx	xx.xx	xx.xx	xx.xx	xx.xx	xx.xx	xx.xx	xx.xx
Paperback & Softcover Books	xx.xx	xx.xx	xx.xx	xx.xx	xx.xx	xx.xx	xx.xx	xx.xx
Saddle-Stitched Booklets	xx.xx	xx.xx	xx.xx	xx.xx	xx.xx	xx.xx	xx.xx	xx.xx
Slide-Bound Books	xx.xx	xx.xx	xx.xx	xx.xx	xx.xx	xx.xx	xx.xx	xx.xx
Textile Books	xx.xx	xx.xx	xx.xx	xx.xx	xx.xx	xx.xx	xx.xx	xx.xx
Wire, Coil & Comb-Bound Books	xx.xx	xx.xx	xx.xx	xx.xx	xx.xx	xx.xx	xx.xx	xx.xx
Total	**xx.xx**	**xx.xx**	**xx.xx**	**xx.xx**	**xx.xx**	**xx.xx**	**xx.xx**	**xx.xx**

Table 367. Africa Book Printing & Packaging Services Market Size, by Packaging Format, 2017-2040 (USD Million)

Packaging Format	2017	2024	2025	2026	2027	2032	2040	CAGR (%)
Bags & Pouches	xx.xx	xx.xx	xx.xx	xx.xx	xx.xx	xx.xx	xx.xx	xx.xx
Blister & Clamshell Packs	xx.xx	xx.xx	xx.xx	xx.xx	xx.xx	xx.xx	xx.xx	xx.xx
Boxes & Lidded Cases	xx.xx	xx.xx	xx.xx	xx.xx	xx.xx	xx.xx	xx.xx	xx.xx
Envelopes, Wallets & Folders	xx.xx	xx.xx	xx.xx	xx.xx	xx.xx	xx.xx	xx.xx	xx.xx
Film & Paper Wraps	xx.xx	xx.xx	xx.xx	xx.xx	xx.xx	xx.xx	xx.xx	xx.xx
Protective Inserts & Cushioning	xx.xx	xx.xx	xx.xx	xx.xx	xx.xx	xx.xx	xx.xx	xx.xx
Seals & Strapping	xx.xx	xx.xx	xx.xx	xx.xx	xx.xx	xx.xx	xx.xx	xx.xx
Sleeves & Wraparound Bands	xx.xx	xx.xx	xx.xx	xx.xx	xx.xx	xx.xx	xx.xx	xx.xx
Slipcases	xx.xx	xx.xx	xx.xx	xx.xx	xx.xx	xx.xx	xx.xx	xx.xx
Others	xx.xx	xx.xx	xx.xx	xx.xx	xx.xx	xx.xx	xx.xx	xx.xx
Total	**xx.xx**	**xx.xx**	**xx.xx**	**xx.xx**	**xx.xx**	**xx.xx**	**xx.xx**	**xx.xx**

Table 368. Africa Book Printing & Packaging Services Market Size, by Printing Technology, 2017-2040 (USD Million)

Printing Technology	2017	2024	2025	2026	2027	2032	2040	CAGR (%)
Braille Embossing	xx.xx	xx.xx	xx.xx	xx.xx	xx.xx	xx.xx	xx.xx	xx.xx
Digital Printing	xx.xx	xx.xx	xx.xx	xx.xx	xx.xx	xx.xx	xx.xx	xx.xx
Flexographic Printing	xx.xx	xx.xx	xx.xx	xx.xx	xx.xx	xx.xx	xx.xx	xx.xx
Gravure Printing	xx.xx	xx.xx	xx.xx	xx.xx	xx.xx	xx.xx	xx.xx	xx.xx
Letterpress Printing	xx.xx	xx.xx	xx.xx	xx.xx	xx.xx	xx.xx	xx.xx	xx.xx
Offset Lithography	xx.xx	xx.xx	xx.xx	xx.xx	xx.xx	xx.xx	xx.xx	xx.xx
Screen Printing	xx.xx	xx.xx	xx.xx	xx.xx	xx.xx	xx.xx	xx.xx	xx.xx
Silver-Halide Photographic Printing	xx.xx	xx.xx	xx.xx	xx.xx	xx.xx	xx.xx	xx.xx	xx.xx
Stencil Duplicator Printing	xx.xx	xx.xx	xx.xx	xx.xx	xx.xx	xx.xx	xx.xx	xx.xx
Others	xx.xx	xx.xx	xx.xx	xx.xx	xx.xx	xx.xx	xx.xx	xx.xx
Total	**xx.xx**	**xx.xx**	**xx.xx**	**xx.xx**	**xx.xx**	**xx.xx**	**xx.xx**	**xx.xx**

Table 369. Africa Book Printing & Packaging Services Market Size, by Offset Lithography, 2017-2040 (USD Million)

Offset Lithography	2017	2024	2025	2026	2027	2032	2040	CAGR (%)
Sheetfed Offset Printing	xx.xx	xx.xx	xx.xx	xx.xx	xx.xx	xx.xx	xx.xx	xx.xx
Web Offset Printing	xx.xx	xx.xx	xx.xx	xx.xx	xx.xx	xx.xx	xx.xx	xx.xx
Total	**xx.xx**	**xx.xx**	**xx.xx**	**xx.xx**	**xx.xx**	**xx.xx**	**xx.xx**	**xx.xx**

Table 370. Africa Book Printing & Packaging Services Market Size, by Digital Printing, 2017-2040 (USD Million)

Digital Printing	2017	2024	2025	2026	2027	2032	2040	CAGR (%)
Electrophotographic Printing	xx.xx	xx.xx	xx.xx	xx.xx	xx.xx	xx.xx	xx.xx	xx.xx
Inkjet Printing	xx.xx	xx.xx	xx.xx	xx.xx	xx.xx	xx.xx	xx.xx	xx.xx
Thermal Printing	xx.xx	xx.xx	xx.xx	xx.xx	xx.xx	xx.xx	xx.xx	xx.xx
Total	**xx.xx**	**xx.xx**	**xx.xx**	**xx.xx**	**xx.xx**	**xx.xx**	**xx.xx**	**xx.xx**

Table 371. Africa Book Printing & Packaging Services Market Size, by Publication Application, 2017-2040 (USD Million)

Publication Application	2017	2024	2025	2026	2027	2032	2040	CAGR (%)
Activity & Puzzle Books	xx.xx	xx.xx	xx.xx	xx.xx	xx.xx	xx.xx	xx.xx	xx.xx
Art & Photography Books	xx.xx	xx.xx	xx.xx	xx.xx	xx.xx	xx.xx	xx.xx	xx.xx
Commemorative & Personal Books	xx.xx	xx.xx	xx.xx	xx.xx	xx.xx	xx.xx	xx.xx	xx.xx
Educational & Training Books	xx.xx	xx.xx	xx.xx	xx.xx	xx.xx	xx.xx	xx.xx	xx.xx
General-Interest Books	xx.xx	xx.xx	xx.xx	xx.xx	xx.xx	xx.xx	xx.xx	xx.xx
Institutional & Corporate Books	xx.xx	xx.xx	xx.xx	xx.xx	xx.xx	xx.xx	xx.xx	xx.xx
Music Books & Scores	xx.xx	xx.xx	xx.xx	xx.xx	xx.xx	xx.xx	xx.xx	xx.xx
Religious & Devotional Books	xx.xx	xx.xx	xx.xx	xx.xx	xx.xx	xx.xx	xx.xx	xx.xx
Scholarly & Professional Books	xx.xx	xx.xx	xx.xx	xx.xx	xx.xx	xx.xx	xx.xx	xx.xx
Total	**xx.xx**	**xx.xx**	**xx.xx**	**xx.xx**	**xx.xx**	**xx.xx**	**xx.xx**	**xx.xx**

Table 372. Africa Book Printing & Packaging Services Market Size, by Educational & Training Books, 2017-2040 (USD Million)

Educational & Training Books	2017	2024	2025	2026	2027	2032	2040	CAGR (%)
Higher Education Textbooks	xx.xx	xx.xx	xx.xx	xx.xx	xx.xx	xx.xx	xx.xx	xx.xx
School Textbooks & Workbooks	xx.xx	xx.xx	xx.xx	xx.xx	xx.xx	xx.xx	xx.xx	xx.xx
Vocational & Continuing Education Books	xx.xx	xx.xx	xx.xx	xx.xx	xx.xx	xx.xx	xx.xx	xx.xx
Total	**xx.xx**	**xx.xx**	**xx.xx**	**xx.xx**	**xx.xx**	**xx.xx**	**xx.xx**	**xx.xx**

Table 373. Africa Book Printing & Packaging Services Market Size, by Commemorative & Personal Books, 2017-2040 (USD Million)

Commemorative & Personal Books	2017	2024	2025	2026	2027	2032	2040	CAGR (%)
Personal Photo & Memory Books	xx.xx	xx.xx	xx.xx	xx.xx	xx.xx	xx.xx	xx.xx	xx.xx
Yearbooks & Organizational Commemoratives	xx.xx	xx.xx	xx.xx	xx.xx	xx.xx	xx.xx	xx.xx	xx.xx
Total	**xx.xx**	**xx.xx**	**xx.xx**	**xx.xx**	**xx.xx**	**xx.xx**	**xx.xx**	**xx.xx**

Table 374. Africa Book Printing & Packaging Services Market Size, by Scholarly & Professional Books, 2017-2040 (USD Million)

Scholarly & Professional Books	2017	2024	2025	2026	2027	2032	2040	CAGR (%)
Professional & Technical Reference Books	xx.xx	xx.xx	xx.xx	xx.xx	xx.xx	xx.xx	xx.xx	xx.xx
Scholarly Research Books	xx.xx	xx.xx	xx.xx	xx.xx	xx.xx	xx.xx	xx.xx	xx.xx
Total	**xx.xx**	**xx.xx**	**xx.xx**	**xx.xx**	**xx.xx**	**xx.xx**	**xx.xx**	**xx.xx**

Table 375. Africa Book Printing & Packaging Services Market Size, by Buyer Type, 2017-2040 (USD Million)

Buyer Type	2017	2024	2025	2026	2027	2032	2040	CAGR (%)
Corporate & Commercial Buyers	xx.xx	xx.xx	xx.xx	xx.xx	xx.xx	xx.xx	xx.xx	xx.xx
Educational & Research Institutions	xx.xx	xx.xx	xx.xx	xx.xx	xx.xx	xx.xx	xx.xx	xx.xx
Government & Intergovernmental Bodies	xx.xx	xx.xx	xx.xx	xx.xx	xx.xx	xx.xx	xx.xx	xx.xx
Nonprofit & Membership Organizations	xx.xx	xx.xx	xx.xx	xx.xx	xx.xx	xx.xx	xx.xx	xx.xx
Print & Production Service Providers	xx.xx	xx.xx	xx.xx	xx.xx	xx.xx	xx.xx	xx.xx	xx.xx
Private Individuals & Households	xx.xx	xx.xx	xx.xx	xx.xx	xx.xx	xx.xx	xx.xx	xx.xx
Publishing Organizations	xx.xx	xx.xx	xx.xx	xx.xx	xx.xx	xx.xx	xx.xx	xx.xx
Self-Publishing Authors & Creators	xx.xx	xx.xx	xx.xx	xx.xx	xx.xx	xx.xx	xx.xx	xx.xx
Total	**xx.xx**	**xx.xx**	**xx.xx**	**xx.xx**	**xx.xx**	**xx.xx**	**xx.xx**	**xx.xx**

Table 376. Africa Book Printing & Packaging Services Market Size, by Production Model, 2017-2040 (USD Million)

Production Model	2017	2024	2025	2026	2027	2032	2040	CAGR (%)
Planned Stock Production	xx.xx	xx.xx	xx.xx	xx.xx	xx.xx	xx.xx	xx.xx	xx.xx
Print-on-Demand	xx.xx	xx.xx	xx.xx	xx.xx	xx.xx	xx.xx	xx.xx	xx.xx
Stock Replenishment	xx.xx	xx.xx	xx.xx	xx.xx	xx.xx	xx.xx	xx.xx	xx.xx
Total	**xx.xx**	**xx.xx**	**xx.xx**	**xx.xx**	**xx.xx**	**xx.xx**	**xx.xx**	**xx.xx**

Table 377. Africa Book Printing & Packaging Services Market Size, by Fulfillment Model, 2017-2040 (USD Million)

Fulfillment Model	2017	2024	2025	2026	2027	2032	2040	CAGR (%)
Consolidated Handoff	xx.xx	xx.xx	xx.xx	xx.xx	xx.xx	xx.xx	xx.xx	xx.xx
Distribution-List Delivery	xx.xx	xx.xx	xx.xx	xx.xx	xx.xx	xx.xx	xx.xx	xx.xx
Order-Level Fulfillment	xx.xx	xx.xx	xx.xx	xx.xx	xx.xx	xx.xx	xx.xx	xx.xx
Total	**xx.xx**	**xx.xx**	**xx.xx**	**xx.xx**	**xx.xx**	**xx.xx**	**xx.xx**	**xx.xx**

Table 378. Africa Book Printing & Packaging Services Market Size, by Procurement Channel, 2017-2040 (USD Million)

Procurement Channel	2017	2024	2025	2026	2027	2032	2040	CAGR (%)
Direct Provider Contracting	xx.xx	xx.xx	xx.xx	xx.xx	xx.xx	xx.xx	xx.xx	xx.xx
Intermediary-Led Contracting	xx.xx	xx.xx	xx.xx	xx.xx	xx.xx	xx.xx	xx.xx	xx.xx
Total	**xx.xx**	**xx.xx**	**xx.xx**	**xx.xx**	**xx.xx**	**xx.xx**	**xx.xx**	**xx.xx**

Table 379. Africa Book Printing & Packaging Services Market Size, by Print Run Length, 2017-2040 (USD Million)

Print Run Length	2017	2024	2025	2026	2027	2032	2040	CAGR (%)
Long Runs	xx.xx	xx.xx	xx.xx	xx.xx	xx.xx	xx.xx	xx.xx	xx.xx
Medium Runs	xx.xx	xx.xx	xx.xx	xx.xx	xx.xx	xx.xx	xx.xx	xx.xx
Short Runs	xx.xx	xx.xx	xx.xx	xx.xx	xx.xx	xx.xx	xx.xx	xx.xx
Single-Copy Runs	xx.xx	xx.xx	xx.xx	xx.xx	xx.xx	xx.xx	xx.xx	xx.xx
Total	**xx.xx**	**xx.xx**	**xx.xx**	**xx.xx**	**xx.xx**	**xx.xx**	**xx.xx**	**xx.xx**

Table 380. Africa Book Printing & Packaging Services Market Size, by Interior Color, 2017-2040 (USD Million)

Interior Color	2017	2024	2025	2026	2027	2032	2040	CAGR (%)
Black-and-White Interiors	xx.xx	xx.xx	xx.xx	xx.xx	xx.xx	xx.xx	xx.xx	xx.xx
Full-Color Interiors	xx.xx	xx.xx	xx.xx	xx.xx	xx.xx	xx.xx	xx.xx	xx.xx
Spot-Color Interiors	xx.xx	xx.xx	xx.xx	xx.xx	xx.xx	xx.xx	xx.xx	xx.xx
Total	**xx.xx**	**xx.xx**	**xx.xx**	**xx.xx**	**xx.xx**	**xx.xx**	**xx.xx**	**xx.xx**

Sources & Evidence

1. European Book Publishing Statistics 2024
   - Evidence informing the 2024 market-value input; displayed series and growth include calculations: European publishers reported approximately EUR xx.xx of net book-sales revenue in 2024. The disclosed ebook and audiobook proportions inform the modeled xx.xx% physical-book revenue proportion; publisher revenue is an input, not printing-service revenue.
   - Evidence informing the 2025 market-value input; displayed series and growth include calculations: The 2024 publisher-revenue and format observations provide the European demand input carried into the 2025 estimate.

2. The Global Publishing Industry in 2022

- Evidence informing the 2024 market-value input; displayed series and growth include calculations: Table xx.xx supplies country-level publishing revenues and identifies differences between retail-value, publisher-revenue, print-only and prior-year observations. Selected non-European country observations are adjusted for physical formats and period before estimating production spending.
- Evidence informing the 2025 market-value input; displayed series and growth include calculations: The selected country observations contribute to the demand pool underlying the 2025 working estimate. Nielsen retail datasets elsewhere in the publication are not used.
- Evidence informing base-year allocation inputs; displayed values and growth are calculated: Nigerian registration activity supplies a modeled-demand input. ([wipo.int](https://www.wipo.int/edocs/pubdocs/en/wipo-pub-xx.xx-2023-xx.xx-en-the-global-publishing-industry-in-2022.pdf))
- Evidence informing forecast-year allocation inputs; displayed values and growth are calculated: Nigerian registration activity supplies a modeled-demand input. ([wipo.int](https://www.wipo.int/edocs/pubdocs/en/wipo-pub-xx.xx-2023-xx.xx-en-the-global-publishing-industry-in-2022.pdf))
- Evidence informing base-year allocation inputs; displayed values and growth are calculated: Primary survey sector differences constrain the education-adjusted hardcover proxy.
- Evidence informing forecast-year allocation inputs; displayed values and growth are calculated: Primary survey sector differences constrain the education-adjusted hardcover proxy.
- Evidence informing base-year allocation inputs; displayed values and growth are calculated: Educational/trade differences qualify extrapolation of U.S. consumer-format revenue.
- Evidence informing forecast-year allocation inputs; displayed values and growth are calculated: Educational/trade differences qualify extrapolation of U.S. consumer-format revenue.
- Evidence informing base-year allocation inputs; displayed values and growth are calculated: USD xx.xx of surveyed children's publishing revenue anchors the modeled specialty demand pool, not supplier receipts.
- Evidence informing forecast-year allocation inputs; displayed values and growth are calculated: USD xx.xx of surveyed children's publishing revenue anchors the modeled specialty demand pool, not supplier receipts.
- Evidence informing base-year allocation inputs; displayed values and growth are calculated: Sector data constrain the commissioning-pool proxy; mechanical incidence remains assumed.
- Evidence informing forecast-year allocation inputs; displayed values and growth are calculated: Sector data constrain the commissioning-pool proxy; mechanical incidence remains assumed.
- Evidence informing base-year allocation inputs; displayed values and growth are calculated: Educational demand supplies a common economic anchor; loose-leaf incidence remains modeled.
- Evidence informing forecast-year allocation inputs; displayed values and growth are calculated: Educational demand supplies a common economic anchor; loose-leaf incidence remains modeled.
- Evidence informing base-year allocation inputs; displayed values and growth are calculated: Sector observations constrain the educational short-book commissioning pool.
- Evidence informing forecast-year allocation inputs; displayed values and growth are calculated: Sector observations constrain the educational short-book commissioning pool.
- Evidence informing base-year allocation inputs; displayed values and growth are calculated: The commissioning-pool anchor supports an explicit sparse-format incidence model.
- Evidence informing forecast-year allocation inputs; displayed values and growth are calculated: The commissioning-pool anchor supports an explicit sparse-format incidence model.
- Evidence informing base-year allocation inputs; displayed values and growth are calculated: Children's demand anchors the accordion working estimate, not observed accordion orders.
- Evidence informing forecast-year allocation inputs; displayed values and growth are calculated: Children's demand anchors the accordion working estimate, not observed accordion orders.
- Evidence informing base-year allocation inputs; displayed values and growth are calculated: Children's demand anchors assumed textile-book order incidence.
- Evidence informing forecast-year allocation inputs; displayed values and growth are calculated: Children's demand anchors assumed textile-book order incidence.
- Evidence informing base-year allocation inputs; displayed values and growth are calculated: Children's demand anchors assumed bath-book order incidence.
- Evidence informing forecast-year allocation inputs; displayed values and growth are calculated: Children's demand anchors assumed bath-book order incidence.
- Evidence informing base-year allocation inputs; displayed values and growth are calculated: Children's demand anchors assumed foam-book order incidence.

3. 2024 年新闻出版统计公报

- Evidence informing the 2024 market-value input; displayed series and growth include calculations: For 2024, the official table reports xx.xx book copies or sheets and CNY xx.xx of book-publishing revenue. These constrain the demand bridge and historical contraction, rather than directly measuring printing-service sales.
- Evidence informing the 2025 market-value input; displayed series and growth include calculations: The 2024 book-publishing observation supplies the Chinese demand primitive for the 2025 model.
- Evidence informing base-year allocation inputs; displayed values and growth are calculated: Official 2024 output of xx.xx copies/sheets constrains total modeled publisher activity; it does not disclose single-copy production.
- Evidence informing forecast-year allocation inputs; displayed values and growth are calculated: Official 2024 output of xx.xx copies/sheets constrains total modeled publisher activity; it does not disclose single-copy production.
- Evidence informing base-year allocation inputs; displayed values and growth are calculated: Aggregate copies and annual title output constrain the shared activity model, not an observed short-run share.
- Evidence informing forecast-year allocation inputs; displayed values and growth are calculated: Aggregate copies and annual title output constrain the shared activity model, not an observed short-run share.
- Evidence informing base-year allocation inputs; displayed values and growth are calculated: Aggregate production provides a scale check for the medium-run assumption; annual copies per title are not individual batches.
- Evidence informing forecast-year allocation inputs; displayed values and growth are calculated: Aggregate production provides a scale check for the medium-run assumption; annual copies per title are not individual batches.
- Evidence informing base-year allocation inputs; displayed values and growth are calculated: Approximately xx.xx annual copies per title constrain the long-run scenario without proving its batch mix or forecast.
- Evidence informing forecast-year allocation inputs; displayed values and growth are calculated: Approximately xx.xx annual copies per title constrain the long-run scenario without proving its batch mix or forecast.

4. Foreign Exchange Rates - G.5A Annual, January 5, 2026

- Evidence informing the 2024 market-value input; displayed series and growth include calculations: The official 2024 annual-average conversion inputs are USD xx.xx per EUR, CNY xx.xx per USD and CAD xx.xx per USD.
- Evidence informing the 2025 market-value input; displayed series and growth include calculations: The exchange-rate table establishes the conversion basis of the preceding-year demand inputs used in the 2025 estimate; subsequent effective-USD price assumptions are modeled separately.

5. Book publishing industry, 2024 - Statistics Canada
   - Evidence informing the 2024 market-value input; displayed series and growth include calculations: Canadian publishers reported CAD xx.xx of print sales outside the online category and CAD xx.xx of online print sales in 2024. Their sum, rather than total operating revenue, supplies the physical-book demand input.
   - Evidence informing the 2025 market-value input; displayed series and growth include calculations: Reported cost of goods sold of CAD xx.xx, up CAD xx.xx from 2022, supplies a cost-pressure cross-check, not a directly attributable printing-services total.
   - Evidence informing base-year allocation inputs; displayed values and growth are calculated: Canadian online versus other print-sales values constrain parcel exposure, with explicit value-to-unit and geographic limitations.
   - Evidence informing forecast-year allocation inputs; displayed values and growth are calculated: Canadian online versus other print-sales values constrain parcel exposure, with explicit value-to-unit and geographic limitations.
   - Evidence informing base-year allocation inputs; displayed values and growth are calculated: The print-channel value mix supplies a limited parcel-demand proxy, not observed envelope purchases.
   - Evidence informing forecast-year allocation inputs; displayed values and growth are calculated: The print-channel value mix supplies a limited parcel-demand proxy, not observed envelope purchases.
   - Evidence informing base-year allocation inputs; displayed values and growth are calculated: The print-channel value mix supplies a limited parcel-demand proxy, not observed bag purchases.
   - Evidence informing forecast-year allocation inputs; displayed values and growth are calculated: The print-channel value mix supplies a limited parcel-demand proxy, not observed bag purchases.
   - Evidence informing base-year allocation inputs; displayed values and growth are calculated: Modest observed online-print growth qualifies aggressive parcel-related wrapping assumptions.
   - Evidence informing forecast-year allocation inputs; displayed values and growth are calculated: Modest observed online-print growth qualifies aggressive parcel-related wrapping assumptions.
   - Evidence informing base-year allocation inputs; displayed values and growth are calculated: Channel activity constrains the modeled delivery-pack population requiring separate protection.
   - Evidence informing forecast-year allocation inputs; displayed values and growth are calculated: Channel activity constrains the modeled delivery-pack population requiring separate protection.
   - Evidence informing base-year allocation inputs; displayed values and growth are calculated: Channel activity constrains the modeled delivery-pack population requiring closures.
   - Evidence informing forecast-year allocation inputs; displayed values and growth are calculated: Channel activity constrains the modeled delivery-pack population requiring closures.
6. U.S. Census Bureau - Books Printing: Shipments, annual table
   - Evidence informing the 2017 market-value input; displayed series and growth include calculations: U.S. books-printing shipments were USD xx.xx in 2017; this is a national production anchor for the historical model.
   - Evidence informing the 2018 market-value input; displayed series and growth include calculations: U.S. books-printing shipments were USD xx.xx in 2018.
   - Evidence informing the 2019 market-value input; displayed series and growth include calculations: U.S. books-printing shipments were USD xx.xx in 2019.
   - Evidence informing the 2020 market-value input; displayed series and growth include calculations: U.S. books-printing shipments were USD xx.xx in 2020.
   - Evidence informing the 2021 market-value input; displayed series and growth include calculations: U.S. books-printing shipments were USD xx.xx in 2021.
   - Evidence informing the 2022 market-value input; displayed series and growth include calculations: U.S. books-printing shipments were USD xx.xx in 2022.
   - Evidence informing the 2024 market-value input; displayed series and growth include calculations: U.S. books-printing shipments were USD xx.xx in 2024. This national industrial measure is narrower than the composite global service boundary.

7. U.S. Census Bureau - Book Publishers, All Establishments: Revenue, annual table
   - Evidence informing the 2024 market-value input; displayed series and growth include calculations: The Census annual series reports USD xx.xx of U.S. book-publisher revenue for 2024. A modeled xx.xx% physical-book proportion excludes digital and other adjacent receipts.
   - Evidence informing the 2025 market-value input; displayed series and growth include calculations: The 2024 Census observation replaces an older survey-based U.S. revenue bridge in the demand pool underlying 2025.

8. Scholastic Corporation - Form 10-K for the year ended May 31, 2025

- Evidence informing the 2024 market-value input; displayed series and growth include calculations: Scholastic's fiscal 2024 product, service, production and inventory-reserve costs were xx.xx% of revenue; postage, freight, shipping, fulfillment and other costs were xx.xx%. These broad categories constrain, but do not directly establish, eligible outsourced-service spending.
- Evidence informing the 2025 market-value input; displayed series and growth include calculations: The corresponding fiscal 2025 proportions were xx.xx% and xx.xx%. Royalties and prepublication amortization are separately disclosed, allowing their exclusion from the service-market bridge.
- Evidence informing base-year allocation inputs; displayed values and growth are calculated: Fiscal-2025 product, service, production and inventory-reserve costs were xx.xx% of revenue. The broader cost category constrains the manufacturing spending boundary but does not directly disclose printing-service revenue.
- Evidence informing forecast-year allocation inputs; displayed values and growth are calculated: Fiscal-2025 product, service, production and inventory-reserve costs were xx.xx% of revenue. The broader cost category constrains the manufacturing spending boundary but does not directly disclose printing-service revenue.
- Evidence informing base-year allocation inputs; displayed values and growth are calculated: Prepublication amortization is disclosed separately from production costs, supporting exclusion of adjacent amortization rather than equating it with externally purchased prepress.
- Evidence informing forecast-year allocation inputs; displayed values and growth are calculated: Prepublication amortization is disclosed separately from production costs, supporting exclusion of adjacent amortization rather than equating it with externally purchased prepress.
- Evidence informing base-year allocation inputs; displayed values and growth are calculated: Postage, freight, shipping, fulfillment and other costs were xx.xx% of revenue in fiscal 2025 versus xx.xx% in fiscal 2024. This is a broad buyer-cost check, not an eligible outsourced-fulfillment share.
- Evidence informing forecast-year allocation inputs; displayed values and growth are calculated: Postage, freight, shipping, fulfillment and other costs were xx.xx% of revenue in fiscal 2025 versus xx.xx% in fiscal 2024. This is a broad buyer-cost check, not an eligible outsourced-fulfillment share.
- Evidence informing base-year allocation inputs; displayed values and growth are calculated: Outsourced manufacturing coexists with company-operated distribution. Fiscal-2025 production-related costs were xx.xx% of revenue, constraining the inherited spending bridge rather than directly measuring the assumed route fraction.
- Evidence informing forecast-year allocation inputs; displayed values and growth are calculated: Outsourced manufacturing coexists with company-operated distribution. Fiscal-2025 production-related costs were xx.xx% of revenue, constraining the inherited spending bridge rather than directly measuring the assumed route fraction.
- Evidence informing base-year allocation inputs; displayed values and growth are calculated: Book-club revenue was xx.xx% online-ordered and xx.xx% parent-ordered, while products typically went to classrooms. This challenges the use of online sales as a proxy for the external contractor's delivery model.
- Evidence informing forecast-year allocation inputs; displayed values and growth are calculated: Book-club revenue was xx.xx% online-ordered and xx.xx% parent-ordered, while products typically went to classrooms. This challenges the use of online sales as a proxy for the external contractor's delivery model.
- Evidence informing base-year allocation inputs; displayed values and growth are calculated: Direct printer-to-customer fulfillment is a disclosed option. Broader logistics/other costs were xx.xx% of revenue versus xx.xx% previously, providing a cost-boundary check but no global order-level share or service-price growth observation.
- Evidence informing forecast-year allocation inputs; displayed values and growth are calculated: Direct printer-to-customer fulfillment is a disclosed option. Broader logistics/other costs were xx.xx% of revenue versus xx.xx% previously, providing a cost-boundary check but no global order-level share or service-price growth observation.

9. CEWE achieves all targets in 2025 and aims to further increase revenue and earnings in 2026

- Evidence informing the 2025 market-value input; displayed series and growth include calculations: CEWE reported xx.xx CEWE PHOTOBOOK copies in 2025 versus xx.xx in 2024, supporting a positive specialty-book volume assumption without establishing global adoption.
- Evidence informing the 2026 market-value input; displayed series and growth include calculations: Observed 2025 photobook growth informs the specialty-demand assumption for 2026; the market value remains modeled.
- Evidence informing the 2032 market-value input; displayed series and growth include calculations: The observed specialty-book activity is a starting condition for the forecast, not independent proof of continued growth through 2032.
- Evidence informing the 2040 market-value input; displayed series and growth include calculations: The forecast explicitly slows specialty-demand growth after 2032; this source supplies the initial commercial observation, not the long-term growth rate.
- Evidence informing base-year allocation inputs; displayed values and growth are calculated: CEWE reports xx.xx photobooks in 2025 compared with xx.xx in 2024. This independently establishes specialty-book activity underlying the nonpublisher model, without establishing a global expansion factor.
- Evidence informing forecast-year allocation inputs; displayed values and growth are calculated: CEWE reports xx.xx photobooks in 2025 compared with xx.xx in 2024. This independently establishes specialty-book activity underlying the nonpublisher model, without establishing a global expansion factor.
- Evidence informing base-year allocation inputs; displayed values and growth are calculated: Observed photobook activity supports retaining premium specialty commissions in the manufacturing mix; the binding allocation and unchanged future cohort profile remain assumptions.
- Evidence informing forecast-year allocation inputs; displayed values and growth are calculated: Observed photobook activity supports retaining premium specialty commissions in the manufacturing mix; the binding allocation and unchanged future cohort profile remain assumptions.
- Evidence informing base-year allocation inputs; displayed values and growth are calculated: Reported photobook volumes constrain personal-book activity and the nonpublisher starting condition, not hardcover prevalence or future share.
- Evidence informing forecast-year allocation inputs; displayed values and growth are calculated: Reported photobook volumes constrain personal-book activity and the nonpublisher starting condition, not hardcover prevalence or future share.
- Evidence informing base-year allocation inputs; displayed values and growth are calculated: Photobook activity supports the separate personal-book commissioning block; its softcover fraction remains assumed.
- Evidence informing forecast-year allocation inputs; displayed values and growth are calculated: Photobook activity supports the separate personal-book commissioning block; its softcover fraction remains assumed.
- Evidence informing base-year allocation inputs; displayed values and growth are calculated: Reported photobook copies rose from xx.xx to xx.xx; the narrower 2026 target qualifies strong specialty-growth assumptions.
- Evidence informing forecast-year allocation inputs; displayed values and growth are calculated: Reported photobook copies rose from xx.xx to xx.xx; the narrower 2026 target qualifies strong specialty-growth assumptions.
- Evidence informing base-year allocation inputs; displayed values and growth are calculated: Specialty-book activity constrains the presentation-demand scenario but does not measure gift-box attachment.
- Evidence informing forecast-year allocation inputs; displayed values and growth are calculated: Specialty-book activity constrains the presentation-demand scenario but does not measure gift-box attachment.
- Evidence informing base-year allocation inputs; displayed values and growth are calculated: Reports xx.xx CEWE PHOTOBOOK units in 2025 versus xx.xx in 2024, constraining the specialty-book demand budget without establishing a global process split.
- Evidence informing forecast-year allocation inputs; displayed values and growth are calculated: Reports xx.xx CEWE PHOTOBOOK units in 2025 versus xx.xx in 2024, constraining the specialty-book demand budget without establishing a global process split.
- Evidence informing base-year allocation inputs; displayed values and growth are calculated: Observed photobook activity supports the common photographic-demand input; electrophotographic attribution remains an explicit assumption.
- Evidence informing forecast-year allocation inputs; displayed values and growth are calculated: Observed photobook activity supports the common photographic-demand input; electrophotographic attribution remains an explicit assumption.
- Evidence informing base-year allocation inputs; displayed values and growth are calculated: The photobook

10. Paperback Printing Cost - Kindle Direct Publishing

- Evidence informing the 2025 market-value input; displayed series and growth include calculations: The inspected U.S. paperback schedule charges USD xx.xx plus USD xx.xx per page for the specified regular-trim black-ink category. It provides a contemporary commercial price comparison for the assumed USD xx.xx self-publishing production receipt, not an observed historical price or volume.
- Evidence informing the 2026 market-value input; displayed series and growth include calculations: The schedule distinguishes printing charges from royalties and retail list prices, supporting the production-receipt boundary used in the estimate.
- Evidence informing base-year allocation inputs; displayed values and growth are calculated: The current U.S. regular-trim black-ink schedule uses USD xx.xx plus USD xx.xx per page for the relevant page band, yielding the USD xx.xx representative manufacturing comparator. It anchors relative weights, not an observed global 2025 price or future share.
- Evidence informing forecast-year allocation inputs; displayed values and growth are calculated: The current U.S. regular-trim black-ink schedule uses USD xx.xx plus USD xx.xx per page for the relevant page band, yielding the USD xx.xx representative manufacturing comparator. It anchors relative weights, not an observed global 2025 price or future share.
- Evidence informing base-year allocation inputs; displayed values and growth are calculated: The paperback manufacturing comparator supplies the baseline from which the modeled binding component and hardcover increment are separated.
- Evidence informing forecast-year allocation inputs; displayed values and growth are calculated: The paperback manufacturing comparator supplies the baseline from which the modeled binding component and hardcover increment are separated.
- Evidence informing base-year allocation inputs; displayed values and growth are calculated: The separately identified paperback printing charge constrains the self-publishing production-receipt model and its distinction from retail proceeds.
- Evidence informing forecast-year allocation inputs; displayed values and growth are calculated: The separately identified paperback printing charge constrains the self-publishing production-receipt model and its distinction from retail proceeds.
- Evidence informing base-year allocation inputs; displayed values and growth are calculated: The inspected U.S. regular-trim black-ink schedule charges USD xx.xx plus USD xx.xx per page. It is a contemporary production-charge comparison for the modeled USD xx.xx receipt, not an observed historical Global average.
- Evidence informing forecast-year allocation inputs; displayed values and growth are calculated: The inspected U.S. regular-trim black-ink schedule charges USD xx.xx plus USD xx.xx per page. It is a contemporary production-charge comparison for the modeled USD xx.xx receipt, not an observed historical Global average.
- Evidence informing base-year allocation inputs; displayed values and growth are calculated: The relevant current U.S. paperback printing schedule is USD xx.xx plus USD xx.xx per page, giving USD xx.xx at xx.xx pages. This is a commercial price comparison for creator-production receipts, not proof of 2025 realization, volume or fulfillment mix.
- Evidence informing forecast-year allocation inputs; displayed values and growth are calculated: The relevant current U.S. paperback printing schedule is USD xx.xx plus USD xx.xx per page, giving USD xx.xx at xx.xx pages. This is a commercial price comparison for creator-production receipts, not proof of 2025 realization, volume or fulfillment mix.
- Evidence informing base-year allocation inputs; displayed values and growth are calculated: The current U.S. regular-trim black-ink schedule of USD xx.xx plus USD xx.xx per page gives USD xx.xx at xx.xx pages, a magnitude check for modeled single-copy receipts. It establishes neither global volume nor historical or forecast share.
- Evidence informing forecast-year allocation inputs; displayed values and growth are calculated: The current U.S. regular-trim black-ink schedule of USD xx.xx plus USD xx.xx per page gives USD xx.xx at xx.xx pages, a magnitude check for modeled single-copy receipts. It establishes neither global volume nor historical or forecast share.
- Evidence informing base-year allocation inputs; displayed values and growth are calculated: The current U.S. regular-trim black-ink schedule charges USD xx.xx plus USD xx.xx per page, yielding USD xx.xx for xx.xx pages. This is a contemporary price comparator, not a historical global average. ([kdp.amazon.com](https://kdp.amazon.com/en_US/help/topic/G201834340))
- Evidence informing forecast-year allocation inputs; displayed values and growth are calculated: The current U.S. regular-trim black-ink schedule charges USD xx.xx plus USD xx.xx per page, yielding USD xx.xx for xx.xx pages. This is a contemporary price comparator, not a historical global average. ([kdp.amazon.com](https://kdp.amazon.com/en_US/help/topic/G201834340))
- Evidence informing base-year allocation inputs; displayed values and growth are calculated: The comparable standard and premium color charges calculate to USD xx.xx and USD xx.xx. They constrain relative

11. European Book Publishing Statistics 2017

- Evidence informing the 2017 market-value input; displayed series and growth include calculations: The association's primary survey reports approximately EUR xx.xx of European net publisher revenue for 2017, constraining the pre-pandemic demand level.

12. European Book Publishing Statistics 2019

- Evidence informing the 2018 market-value input; displayed series and growth include calculations: The association reports approximately EUR xx.xx of publisher revenue for 2018.
- Evidence informing the 2019 market-value input; displayed series and growth include calculations: The association reports approximately EUR xx.xx for 2019 and identifies a questionnaire change that limits exact comparability with earlier observations.

13. 2021 年新闻出版产业分析报告

- Evidence informing the 2020 market-value input; displayed series and growth include calculations: The official report's 2021 comparison identifies a substantial rebound from 2020, constraining the pandemic-recovery bridge.
- Evidence informing the 2021 market-value input; displayed series and growth include calculations: China reported xx.xx book copies or sheets in 2021, up xx.xx%; the report also distinguishes textbook output and reprints.
- Evidence informing base-year allocation inputs; displayed values and growth are calculated: China's official 2021 textbook share was xx.xx% of book copies. It supplies an older educational-activity proxy, not a monochrome share.
([nppa.gov.cn](https://www.nppa.gov.cn/xxgk/fdzdgknr/tjxx/xx.xx/P020230530667517704140.pdf))
- Evidence informing forecast-year allocation inputs; displayed values and growth are calculated: China's official 2021 textbook share was xx.xx% of book copies. It supplies an older educational-activity proxy, not a monochrome share.
([nppa.gov.cn](https://www.nppa.gov.cn/xxgk/fdzdgknr/tjxx/xx.xx/P020230530667517704140.pdf))
- Evidence informing base-year allocation inputs; displayed values and growth are calculated: The textbook copy proportion constrains educational exposure; comparable monetary intensity and spot-color incidence are modeled separately.
([nppa.gov.cn](https://www.nppa.gov.cn/xxgk/fdzdgknr/tjxx/xx.xx/P020230530667517704140.pdf))
- Evidence informing forecast-year allocation inputs; displayed values and growth are calculated: The textbook copy proportion constrains educational exposure; comparable monetary intensity and spot-color incidence are modeled separately.
([nppa.gov.cn](https://www.nppa.gov.cn/xxgk/fdzdgknr/tjxx/xx.xx/P020230530667517704140.pdf))
- Evidence informing base-year allocation inputs; displayed values and growth are calculated: The educational-activity observation contributes to the shared demand proxy carried into the full-color base and forecast models; no color split is reported.
([nppa.gov.cn](https://www.nppa.gov.cn/xxgk/fdzdgknr/tjxx/xx.xx/P020230530667517704140.pdf))
- Evidence informing forecast-year allocation inputs; displayed values and growth are calculated: The educational-activity observation contributes to the shared demand proxy carried into the full-color base and forecast models; no color split is reported.
([nppa.gov.cn](https://www.nppa.gov.cn/xxgk/fdzdgknr/tjxx/xx.xx/P020230530667517704140.pdf))

14. European Book Publishing Statistics 2023

- Evidence informing the 2022 market-value input; displayed series and growth include calculations: European net publisher revenue was approximately EUR xx.xx in 2022; the association describes paper-cost pressure and price-led growth.

15. South African Book Publishing Industry Survey 2023-2024
    - Evidence informing base-year allocation inputs; displayed values and growth are calculated: ZAR xx.xx of broad publishing receipts and the education-heavy mix constrain the scope-adjusted commissioning index and procurement-risk assumptions. ([publishsa.co.za](https://publishsa.co.za/wp-content/uploads/2025/xx.xx/South-African-Book-Publishing-Industry-Survey-2023-2024.pdf))
    - Evidence informing forecast-year allocation inputs; displayed values and growth are calculated: ZAR xx.xx of broad publishing receipts and the education-heavy mix constrain the scope-adjusted commissioning index and procurement-risk assumptions. ([publishsa.co.za](https://publishsa.co.za/wp-content/uploads/2025/xx.xx/South-African-Book-Publishing-Industry-Survey-2023-2024.pdf))
    - Evidence informing base-year allocation inputs; displayed values and growth are calculated: The transparent national publisher survey supplies a regional commercial comparator, not an observed African printing-service total. ([publishsa.co.za](https://publishsa.co.za/wp-content/uploads/2025/xx.xx/South-African-Book-Publishing-Industry-Survey-2023-2024.pdf))
    - Evidence informing forecast-year allocation inputs; displayed values and growth are calculated: The transparent national publisher survey supplies a regional commercial comparator, not an observed African printing-service total. ([publishsa.co.za](https://publishsa.co.za/wp-content/uploads/2025/xx.xx/South-African-Book-Publishing-Industry-Survey-2023-2024.pdf))
16. Longhorn Publishers Plc - Annual Report and Financial Statements 2025
    - Evidence informing base-year allocation inputs; displayed values and growth are calculated: Kenyan segment sales of KES xx.xx in fiscal 2025 anchor the company-to-country demand bridge; physical eligibility, currency conversion and assumed market coverage remain modeled. ([longhornpublishers.com](https://www.longhornpublishers.com/wp-content/uploads/2025/xx.xx/Annual-Report-2025_compressed-xx.xx.pdf))
    - Evidence informing forecast-year allocation inputs; displayed values and growth are calculated: Kenyan segment sales of KES xx.xx in fiscal 2025 anchor the company-to-country demand bridge; physical eligibility, currency conversion and assumed market coverage remain modeled. ([longhornpublishers.com](https://www.longhornpublishers.com/wp-content/uploads/2025/xx.xx/Annual-Report-2025_compressed-xx.xx.pdf))
17. Global Connect - Ingram Content Group
    - Evidence informing base-year allocation inputs; displayed values and growth are calculated: The advertised South African route does not establish complete domestic commissioning coverage or demand. ([resources.ingramcontent.com](https://resources.ingramcontent.com/publishers/global-connect))
    - Evidence informing forecast-year allocation inputs; displayed values and growth are calculated: The advertised South African route does not establish complete domestic commissioning coverage or demand. ([resources.ingramcontent.com](https://resources.ingramcontent.com/publishers/global-connect))
18. Hardcover Printing Cost - Kindle Direct Publishing
    - Evidence informing base-year allocation inputs; displayed values and growth are calculated: The current U.S. regular-trim hardcover schedule uses USD xx.xx plus USD xx.xx per page in the relevant band. Comparison with paperback charges constrains the premium-equivalent manufacturing model.
    - Evidence informing forecast-year allocation inputs; displayed values and growth are calculated: The current U.S. regular-trim hardcover schedule uses USD xx.xx plus USD xx.xx per page in the relevant band. Comparison with paperback charges constrains the premium-equivalent manufacturing model.
    - Evidence informing base-year allocation inputs; displayed values and growth are calculated: The USD xx.xx fixed-charge difference supplies the POD premium input; the xx.xx% commercial-run realization and premium incidence are explicitly modeled rather than disclosed.
    - Evidence informing forecast-year allocation inputs; displayed values and growth are calculated: The USD xx.xx fixed-charge difference supplies the POD premium input; the xx.xx% commercial-run realization and premium incidence are explicitly modeled rather than disclosed.

19. User Fees - University of Wisconsin-Milwaukee Print & Copy Services
    - Evidence informing base-year allocation inputs; displayed values and growth are calculated: The university service schedule separately prices preflight/prepress preparation at USD xx.xx per hour, establishing a paid preparation activity rather than an automatic component of every printing-platform purchase.
    - Evidence informing forecast-year allocation inputs; displayed values and growth are calculated: The university service schedule separately prices preflight/prepress preparation at USD xx.xx per hour, establishing a paid preparation activity rather than an automatic component of every printing-platform purchase.
    - Evidence informing base-year allocation inputs; displayed values and growth are calculated: Perfect binding is listed at USD xx.xx-xx.xx per book. The lower endpoint is the model's basic-binding comparator, not a measured worldwide realization.
    - Evidence informing forecast-year allocation inputs; displayed values and growth are calculated: Perfect binding is listed at USD xx.xx-xx.xx per book. The lower endpoint is the model's basic-binding comparator, not a measured worldwide realization.
20. How Much Does It Cost to Print a Book? - QinPrinting
    - Evidence informing base-year allocation inputs; displayed values and growth are calculated: The supplier's delivered xx.xx-page, xx.xx-copy color-book examples list USD xx.xx for softcover and USD xx.xx for hardcover. They provide a commercial-run countercheck, with delivery and product differences preventing direct substitution.
    - Evidence informing forecast-year allocation inputs; displayed values and growth are calculated: The supplier's delivered xx.xx-page, xx.xx-copy color-book examples list USD xx.xx for softcover and USD xx.xx for hardcover. They provide a commercial-run countercheck, with delivery and product differences preventing direct substitution.
    - Evidence informing base-year allocation inputs; displayed values and growth are calculated: The smaller hardcover premium in this offset example qualifies extrapolation of the full POD hardcover increment into binding revenue.
    - Evidence informing forecast-year allocation inputs; displayed values and growth are calculated: The smaller hardcover premium in this offset example qualifies extrapolation of the full POD hardcover increment into binding revenue.
    - Evidence informing base-year allocation inputs; displayed values and growth are calculated: Comparable hardcover and softcover quotations constrain the assumed relative manufacturing realization after scope adjustments.
    - Evidence informing forecast-year allocation inputs; displayed values and growth are calculated: Comparable hardcover and softcover quotations constrain the assumed relative manufacturing realization after scope adjustments.
    - Evidence informing base-year allocation inputs; displayed values and growth are calculated: Softcover prices provide a commercial comparison, not a historical global average.
    - Evidence informing forecast-year allocation inputs; displayed values and growth are calculated: Softcover prices provide a commercial comparison, not a historical global average.
    - Evidence informing base-year allocation inputs; displayed values and growth are calculated: Board-book quotations constrain the assumed production receipt; delivery and duties require adjustment.
    - Evidence informing forecast-year allocation inputs; displayed values and growth are calculated: Board-book quotations constrain the assumed production receipt; delivery and duties require adjustment.
    - Evidence informing base-year allocation inputs; displayed values and growth are calculated: Mechanical-binding quotations constrain the unit-receipt assumption, not incidence.
    - Evidence informing forecast-year allocation inputs; displayed values and growth are calculated: Mechanical-binding quotations constrain the unit-receipt assumption, not incidence.
    - Evidence informing base-year allocation inputs; displayed values and growth are calculated: Short-booklet quotations constrain the lower realization used for eligible saddle-stitched books.
    - Evidence informing forecast-year allocation inputs; displayed values and growth are calculated: Short-booklet quotations constrain the lower realization used for eligible saddle-stitched books.

21. Book Wrap Mailers / Book Boxes - Packaging ONE
    - Evidence informing base-year allocation inputs; displayed values and growth are calculated: The manufacturer lists MP2 book mailers at GBP xx.xx each for xx.xx packs of xx.xx excluding VAT. The converted unit price supplies the packaging-creation value proxy, not a global average or a historical quote.
    - Evidence informing forecast-year allocation inputs; displayed values and growth are calculated: The manufacturer lists MP2 book mailers at GBP xx.xx each for xx.xx packs of xx.xx excluding VAT. The converted unit price supplies the packaging-creation value proxy, not a global average or a historical quote.
    - Evidence informing base-year allocation inputs; displayed values and growth are calculated: The enclosure price forms the other side of the creation-versus-packing ratio. One comparable enclosure per packing unit is an explicit activity-matching assumption.
    - Evidence informing forecast-year allocation inputs; displayed values and growth are calculated: The enclosure price forms the other side of the creation-versus-packing ratio. One comparable enclosure per packing unit is an explicit activity-matching assumption.
22. Foreign Exchange Rates - G.5A Annual, January 5, 2026
    - Evidence informing base-year allocation inputs; displayed values and growth are calculated: The official 2025 annual average is USD xx.xx per GBP. It converts the GBP packaging comparator into the common monetary basis used in the starting allocation.
    - Evidence informing forecast-year allocation inputs; displayed values and growth are calculated: The official 2025 annual average is USD xx.xx per GBP. It converts the GBP packaging comparator into the common monetary basis used in the starting allocation.
    - Evidence informing base-year allocation inputs; displayed values and growth are calculated: The same conversion supports the common-currency packaging/packing denominator inherited by the forecast; no 2032 exchange rate is asserted.
    - Evidence informing forecast-year allocation inputs; displayed values and growth are calculated: The same conversion supports the common-currency packaging/packing denominator inherited by the forecast; no 2032 exchange rate is asserted.
23. Optional Book Publishing Services - InstantPublisher
    - Evidence informing base-year allocation inputs; displayed values and growth are calculated: The provider lists layout/typesetting at USD xx.xx per page with a USD xx.xx minimum. This supports the preparation-spending feasibility check, with purchase incidence and copies per job remaining assumptions.
    - Evidence informing forecast-year allocation inputs; displayed values and growth are calculated: The provider lists layout/typesetting at USD xx.xx per page with a USD xx.xx minimum. This supports the preparation-spending feasibility check, with purchase incidence and copies per job remaining assumptions.
    - Evidence informing base-year allocation inputs; displayed values and growth are calculated: Individual shrink-wrapping is listed at USD xx.xx each plus USD xx.xx setup. Amortizing setup over an assumed xx.xx copies gives the USD xx.xx packing comparator.
    - Evidence informing forecast-year allocation inputs; displayed values and growth are calculated: Individual shrink-wrapping is listed at USD xx.xx each plus USD xx.xx setup. Amortizing setup over an assumed xx.xx copies gives the USD xx.xx packing comparator.

24. How Does Merchant Pricing Work for Ecommerce Stores? - Lulu Direct

- Evidence informing base-year allocation inputs; displayed values and growth are calculated: The September 2026 merchant-pricing explanation identifies a USD xx.xx fulfillment fee and separates merchant retail receipts from payments for supplier production, shipping and taxes. The fee is a contemporary feasibility comparator, not verified 2025 penetration or a future charge.
- Evidence informing forecast-year allocation inputs; displayed values and growth are calculated: The September 2026 merchant-pricing explanation identifies a USD xx.xx fulfillment fee and separates merchant retail receipts from payments for supplier production, shipping and taxes. The fee is a contemporary feasibility comparator, not verified 2025 penetration or a future charge.
- Evidence informing base-year allocation inputs; displayed values and growth are calculated: Merchant retail receipts are separate from payments for printing and fulfillment. The current page lists a USD xx.xx fulfillment fee, with shipping and taxes separately calculated. This supports the service-value boundary, not a historical average fee or global order volume.
- Evidence informing forecast-year allocation inputs; displayed values and growth are calculated: Merchant retail receipts are separate from payments for printing and fulfillment. The current page lists a USD xx.xx fulfillment fee, with shipping and taxes separately calculated. This supports the service-value boundary, not a historical average fee or global order volume.
- Evidence informing base-year allocation inputs; displayed values and growth are calculated: Lulu identifies separate retail and production/fulfillment transactions and a USD xx.xx fulfillment fee. This supports excluding merchant retail margins from production-service value and avoiding automatic procurement-channel classification from the storefront.
- Evidence informing forecast-year allocation inputs; displayed values and growth are calculated: Lulu identifies separate retail and production/fulfillment transactions and a USD xx.xx fulfillment fee. This supports excluding merchant retail margins from production-service value and avoiding automatic procurement-channel classification from the storefront.

25. AAP December 2025 StatShot Report

- Evidence informing base-year allocation inputs; displayed values and growth are calculated: The primary monthly reporting panel's full-year 2025 trade figures show paperback revenue down xx.xx%. This qualifies broad physical-book growth assumptions and supplies directional mix evidence only.
- Evidence informing forecast-year allocation inputs; displayed values and growth are calculated: The primary monthly reporting panel's full-year 2025 trade figures show paperback revenue down xx.xx%. This qualifies broad physical-book growth assumptions and supplies directional mix evidence only.
- Evidence informing base-year allocation inputs; displayed values and growth are calculated: The same approximately xx.xx-publisher panel shows hardcover revenue up xx.xx%. It supports a modest premium-mix hypothesis but neither measures global binding spending nor proves the forecast.
- Evidence informing forecast-year allocation inputs; displayed values and growth are calculated: The same approximately xx.xx-publisher panel shows hardcover revenue up xx.xx%. It supports a modest premium-mix hypothesis but neither measures global binding spending nor proves the forecast.
- Evidence informing base-year allocation inputs; displayed values and growth are calculated: Direct-participant 2025 hardback revenue of approximately USD xx.xx anchors the adjusted conventional-format model; it is not printing revenue or a global share.
- Evidence informing forecast-year allocation inputs; displayed values and growth are calculated: Direct-participant 2025 hardback revenue of approximately USD xx.xx anchors the adjusted conventional-format model; it is not printing revenue or a global share.
- Evidence informing base-year allocation inputs; displayed values and growth are calculated: Reported paperback revenue of approximately USD xx.xx plus USD xx.xx mass-market revenue supplies the comparison input. Reported annual movements qualify the forecast starting mix, not its future persistence.
- Evidence informing forecast-year allocation inputs; displayed values and growth are calculated: Reported paperback revenue of approximately USD xx.xx plus USD xx.xx mass-market revenue supplies the comparison input. Reported annual movements qualify the forecast starting mix, not its future persistence.
- Evidence informing base-year allocation inputs; displayed values and growth are calculated: Direct publisher-sample religious and trade physical-format receipts provide a category-intensity proxy, subject to explicit geographic and coverage adjustments.
- Evidence informing forecast-year allocation inputs; displayed values and growth are calculated: Direct publisher-sample religious and trade physical-format receipts provide a category-intensity proxy, subject to explicit geographic and coverage adjustments.
- Evidence informing base-year allocation inputs; displayed values and growth are calculated: Reported professional-book receipts and their 2025 decline challenge assumptions of automatic growth from recurring reference relationships.
- Evidence informing forecast-year allocation inputs; displayed values and growth are calculated: Reported professional-book receipts and their 2025 decline challenge assumptions of automatic growth from recurring reference relationships.

26. Print and Associated Services Framework - Lot 1 Buyer Guide: Framework Objectives
    - Evidence informing base-year allocation inputs; displayed values and growth are calculated: The public purchasing framework separately specifies production-management advice. It establishes a purchased responsibility but not a global fee rate or permission to count subcontract pass-through as retained revenue.
    - Evidence informing forecast-year allocation inputs; displayed values and growth are calculated: The public purchasing framework separately specifies production-management advice. It establishes a purchased responsibility but not a global fee rate or permission to count subcontract pass-through as retained revenue.
    - Evidence informing base-year allocation inputs; displayed values and growth are calculated: The framework also specifies finished-goods stock holding and call-off, with required holding costs included in the print-job price. This supports allocating embedded production-linked fulfillment rather than restricting the category to standalone invoices.
    - Evidence informing forecast-year allocation inputs; displayed values and growth are calculated: The framework also specifies finished-goods stock holding and call-off, with required holding costs included in the print-job price. This supports allocating embedded production-linked fulfillment rather than restricting the category to standalone invoices.
    - Evidence informing base-year allocation inputs; displayed values and growth are calculated: Finished goods may be held for call-off, with storage included in the print job where required. This supports consolidated releases as a production-linked arrangement without assuming every release is an individual order.
    - Evidence informing forecast-year allocation inputs; displayed values and growth are calculated: Finished goods may be held for call-off, with storage included in the print job where required. This supports consolidated releases as a production-linked arrangement without assuming every release is an individual order.
    - Evidence informing base-year allocation inputs; displayed values and growth are calculated: Contractors maintain designated distribution lists, deliver to nominated addresses and receive job-specific copy allocations, supporting the modeled list-delivery category.
    - Evidence informing forecast-year allocation inputs; displayed values and growth are calculated: Contractors maintain designated distribution lists, deliver to nominated addresses and receive job-specific copy allocations, supporting the modeled list-delivery category.
    - Evidence informing base-year allocation inputs; displayed values and growth are calculated: The coexistence of stock holding, call-off and distribution-list obligations supports separating production trigger from fulfillment responsibility; call-off alone does not establish transaction-level fulfillment.
    - Evidence informing forecast-year allocation inputs; displayed values and growth are calculated: The coexistence of stock holding, call-off and distribution-list obligations supports separating production trigger from fulfillment responsibility; call-off alone does not establish transaction-level fulfillment.

27. Frequently Asked Questions - IngramSpark
    - Evidence informing base-year allocation inputs; displayed values and growth are calculated: IngramSpark states that it does not provide editing, typesetting or design services. This counterexample prevents treating all platform manufacturing commissions as purchases of professional preparation services.
    - Evidence informing forecast-year allocation inputs; displayed values and growth are calculated: IngramSpark states that it does not provide editing, typesetting or design services. This counterexample prevents treating all platform manufacturing commissions as purchases of professional preparation services.
    - Evidence informing base-year allocation inputs; displayed values and growth are calculated: The provider permits nonexclusive sourcing when the customer owns its ISBN and does not offer editing, typesetting or design. These terms constrain the author service boundary, not adoption or revenue growth.
    - Evidence informing forecast-year allocation inputs; displayed values and growth are calculated: The provider permits nonexclusive sourcing when the customer owns its ISBN and does not offer editing, typesetting or design. These terms constrain the author service boundary, not adoption or revenue growth.
    - Evidence informing base-year allocation inputs; displayed values and growth are calculated: IngramSpark permits nonexclusive use of other printers, distributors and fulfillment providers when publishers own their ISBN. This establishes an alternative-sourcing option, not observed switching or a numerical channel allocation.
    - Evidence informing forecast-year allocation inputs; displayed values and growth are calculated: IngramSpark permits nonexclusive use of other printers, distributors and fulfillment providers when publishers own their ISBN. This establishes an alternative-sourcing option, not observed switching or a numerical channel allocation.
28. Packaging Printing & Production - Imago Group
    - Evidence informing base-year allocation inputs; displayed values and growth are calculated: The supplier identifies book slipcases, clamshell cases, tray-and-lid constructions and multicomponent publisher packaging. This supports the enclosure-production boundary and the limitation of a simple mailer-price proxy; it does not supply sales weights.
    - Evidence informing forecast-year allocation inputs; displayed values and growth are calculated: The supplier identifies book slipcases, clamshell cases, tray-and-lid constructions and multicomponent publisher packaging. This supports the enclosure-production boundary and the limitation of a simple mailer-price proxy; it does not supply sales weights.
29. Services - Bridgeport National Bindery
    - Evidence informing base-year allocation inputs; displayed values and growth are calculated: The short-run book-production portfolio separately lists shrink-wrapping and set packing. It establishes commercial packing activity distinct from enclosure manufacture and binding, without measuring its revenue.
    - Evidence informing forecast-year allocation inputs; displayed values and growth are calculated: The short-run book-production portfolio separately lists shrink-wrapping and set packing. It establishes commercial packing activity distinct from enclosure manufacture and binding, without measuring its revenue.
30. Terms and Conditions - CPI Print Germany
    - Evidence informing base-year allocation inputs; displayed values and growth are calculated: Published terms distinguish ex-works production prices from packaging, freight and postage and reserve specified input-cost adjustment rights. They support comparable-scope valuation but do not establish realized inflation.
    - Evidence informing forecast-year allocation inputs; displayed values and growth are calculated: Published terms distinguish ex-works production prices from packaging, freight and postage and reserve specified input-cost adjustment rights. They support comparable-scope valuation but do not establish realized inflation.
    - Evidence informing base-year allocation inputs; displayed values and growth are calculated: Separate treatment of forwarding and storage responsibilities supports the eligible production-linked service boundary; contractual rights do not prove the assumed future fee-growth rate.
    - Evidence informing forecast-year allocation inputs; displayed values and growth are calculated: Separate treatment of forwarding and storage responsibilities supports the eligible production-linked service boundary; contractual rights do not prove the assumed future fee-growth rate.

31. ONIX Codelists Issue 75 - List 150: Product Form
    - Evidence informing base-year allocation inputs; displayed values and growth are calculated: BB identifies hardback/cased books.
    - Evidence informing forecast-year allocation inputs; displayed values and growth are calculated: BB identifies hardback/cased books.
    - Evidence informing base-year allocation inputs; displayed values and growth are calculated: BC identifies paperback/softback books.
    - Evidence informing forecast-year allocation inputs; displayed values and growth are calculated: BC identifies paperback/softback books.
    - Evidence informing base-year allocation inputs; displayed values and growth are calculated: BH distinguishes board-page books from conventional books with rigid covers.
    - Evidence informing forecast-year allocation inputs; displayed values and growth are calculated: BH distinguishes board-page books from conventional books with rigid covers.
    - Evidence informing base-year allocation inputs; displayed values and growth are calculated: BE groups spiral, comb and coil forms.
    - Evidence informing forecast-year allocation inputs; displayed values and growth are calculated: BE groups spiral, comb and coil forms.
    - Evidence informing base-year allocation inputs; displayed values and growth are calculated: BD identifies loose-leaf books.
    - Evidence informing forecast-year allocation inputs; displayed values and growth are calculated: BD identifies loose-leaf books.
    - Evidence informing base-year allocation inputs; displayed values and growth are calculated: BF includes stapled short books; nonbook uses are excluded from the model.
    - Evidence informing forecast-year allocation inputs; displayed values and growth are calculated: BF includes stapled short books; nonbook uses are excluded from the model.
    - Evidence informing base-year allocation inputs; displayed values and growth are calculated: BL recognizes slide-bound books without measuring current sales.
    - Evidence informing forecast-year allocation inputs; displayed values and growth are calculated: BL recognizes slide-bound books without measuring current sales.
    - Evidence informing base-year allocation inputs; displayed values and growth are calculated: BO recognizes continuous concertina-fold books; nonbook charts are excluded.
    - Evidence informing forecast-year allocation inputs; displayed values and growth are calculated: BO recognizes continuous concertina-fold books; nonbook charts are excluded.
    - Evidence informing base-year allocation inputs; displayed values and growth are calculated: BI identifies textile-page books, not cloth-covered paper books.
    - Evidence informing forecast-year allocation inputs; displayed values and growth are calculated: BI identifies textile-page books, not cloth-covered paper books.
    - Evidence informing base-year allocation inputs; displayed values and growth are calculated: BJ identifies waterproof bath-book forms.
    - Evidence informing forecast-year allocation inputs; displayed values and growth are calculated: BJ identifies waterproof bath-book forms.
    - Evidence informing base-year allocation inputs; displayed values and growth are calculated: BP identifies foam-page and foam-cover books.
    - Evidence informing forecast-year allocation inputs; displayed values and growth are calculated: BP identifies foam-page and foam-cover books.

32. Thomson Reuters - Fourth-Quarter and Full-Year 2025 Results
    - Evidence informing base-year allocation inputs; displayed values and growth are calculated: Global Print revenue and contraction constrain professional-print scale and substitution direction; content receipts are not treated as loose-leaf service revenue.
    - Evidence informing forecast-year allocation inputs; displayed values and growth are calculated: Global Print revenue and contraction constrain professional-print scale and substitution direction; content receipts are not treated as loose-leaf service revenue.
33. Lulu - Discontinuing Saddle Stitch in Global Distribution
    - Evidence informing base-year allocation inputs; displayed values and growth are calculated: Provider-specific wholesale distribution restrictions establish a channel constraint, not a global sales weight or measured forecast decline.
    - Evidence informing forecast-year allocation inputs; displayed values and growth are calculated: Provider-specific wholesale distribution restrictions establish a channel constraint, not a global sales weight or measured forecast decline.
34. MAGACOPY Sofia - Copying and Printing Prices
    - Evidence informing base-year allocation inputs; displayed values and growth are calculated: A current EUR xx.xx binding-only charge establishes a live commercial service and a price-scope comparison; full-book USD receipts and incidence remain assumed.
    - Evidence informing forecast-year allocation inputs; displayed values and growth are calculated: A current EUR xx.xx binding-only charge establishes a live commercial service and a price-scope comparison; full-book USD receipts and incidence remain assumed.
35. Imago Group - Spotlight on Children's Books for National Young Readers Week
    - Evidence informing base-year allocation inputs; displayed values and growth are calculated: The company's children's portfolio supports board-book commercial classification, not order volumes.
    - Evidence informing forecast-year allocation inputs; displayed values and growth are calculated: The company's children's portfolio supports board-book commercial classification, not order volumes.
    - Evidence informing base-year allocation inputs; displayed values and growth are calculated: Cloth-book offerings support the textile-page category premise, not its modeled incidence.
    - Evidence informing forecast-year allocation inputs; displayed values and growth are calculated: Cloth-book offerings support the textile-page category premise, not its modeled incidence.
    - Evidence informing base-year allocation inputs; displayed values and growth are calculated: Bath-book offerings support a separate commercial category; sales and service receipts are undisclosed.
    - Evidence informing forecast-year allocation inputs; displayed values and growth are calculated: Bath-book offerings support a separate commercial category; sales and service receipts are undisclosed.
36. Pegasus - My First Book of Shapes: EVA Foam Book
    - Evidence informing base-year allocation inputs; displayed values and growth are calculated: The dated 2025 product identifies foam pages and supports commercial-status and classification checks, not global volume or supplier realization.
    - Evidence informing forecast-year allocation inputs; displayed values and growth are calculated: The dated 2025 product identifies foam pages and supports commercial-status and classification checks, not global volume or supplier realization.

37. U.S. Consumer Product Safety Commission - Children's Books
    - Evidence informing base-year allocation inputs; displayed values and growth are calculated: Product classification and intended audience affect commercial compliance accountability; no numerical surcharge is inferred.
    - Evidence informing forecast-year allocation inputs; displayed values and growth are calculated: Product classification and intended audience affect commercial compliance accountability; no numerical surcharge is inferred.
    - Evidence informing base-year allocation inputs; displayed values and growth are calculated: The exemption boundary supports separate classification rather than assumed conventional-book treatment.
    - Evidence informing forecast-year allocation inputs; displayed values and growth are calculated: The exemption boundary supports separate classification rather than assumed conventional-book treatment.
    - Evidence informing base-year allocation inputs; displayed values and growth are calculated: Compliance classification is retained as an uncertainty, not an exclusion or measured price premium.
    - Evidence informing forecast-year allocation inputs; displayed values and growth are calculated: Compliance classification is retained as an uncertainty, not an exclusion or measured price premium.
    - Evidence informing base-year allocation inputs; displayed values and growth are calculated: Specialty construction does not itself establish ordinary-book exemption eligibility or market inactivity.
    - Evidence informing forecast-year allocation inputs; displayed values and growth are calculated: Specialty construction does not itself establish ordinary-book exemption eligibility or market inactivity.
38. Puget Bindery - Services
    - Evidence informing base-year allocation inputs; displayed values and growth are calculated: The provider identifies training manuals and reference guides as mechanical-binding applications, supporting the commissioning premise without measuring sales incidence.
    - Evidence informing forecast-year allocation inputs; displayed values and growth are calculated: The provider identifies training manuals and reference guides as mechanical-binding applications, supporting the commissioning premise without measuring sales incidence.
    - Evidence informing base-year allocation inputs; displayed values and growth are calculated: Lists commercial letterpress book plates and specialty inserts, supporting a component-service model rather than attribution of the entire book price.
    - Evidence informing forecast-year allocation inputs; displayed values and growth are calculated: Lists commercial letterpress book plates and specialty inserts, supporting a component-service model rather than attribution of the entire book price.
    - Evidence informing base-year allocation inputs; displayed values and growth are calculated: The bindery identifies commercial printers, publishers and corporate print buyers as customers and excludes direct-to-consumer sales. This supports trade-purchasing attribution but supplies no sales percentage.
    - Evidence informing forecast-year allocation inputs; displayed values and growth are calculated: The bindery identifies commercial printers, publishers and corporate print buyers as customers and excludes direct-to-consumer sales. This supports trade-purchasing attribution but supplies no sales percentage.

39. ONIX Codelists Issue 75 - List 80: Product Packaging Type
    - Evidence informing base-year allocation inputs; displayed values and growth are calculated: Separates single-item and multivolume slipcases; supplies classification, not sales weights.
    - Evidence informing forecast-year allocation inputs; displayed values and growth are calculated: Separates single-item and multivolume slipcases; supplies classification, not sales weights.
    - Evidence informing base-year allocation inputs; displayed values and growth are calculated: Distinguishes lidded boxes from slipcase-style boxed sets.
    - Evidence informing forecast-year allocation inputs; displayed values and growth are calculated: Distinguishes lidded boxes from slipcase-style boxed sets.
    - Evidence informing base-year allocation inputs; displayed values and growth are calculated: Open-ended wraparound sleeves are distinct from enclosed wrapping.
    - Evidence informing forecast-year allocation inputs; displayed values and growth are calculated: Open-ended wraparound sleeves are distinct from enclosed wrapping.
    - Evidence informing base-year allocation inputs; displayed values and growth are calculated: Recognizes envelope-like slip-sleeves and wallets or folders.
    - Evidence informing forecast-year allocation inputs; displayed values and growth are calculated: Recognizes envelope-like slip-sleeves and wallets or folders.
    - Evidence informing base-year allocation inputs; displayed values and growth are calculated: Recognizes pouch and bag packaging independently.
    - Evidence informing forecast-year allocation inputs; displayed values and growth are calculated: Recognizes pouch and bag packaging independently.
    - Evidence informing base-year allocation inputs; displayed values and growth are calculated: Separately recognizes shrink-wrapped products and bundles.
    - Evidence informing forecast-year allocation inputs; displayed values and growth are calculated: Separately recognizes shrink-wrapped products and bundles.
    - Evidence informing base-year allocation inputs; displayed values and growth are calculated: Defines formed-plastic clamshells and card-backed blister packaging as distinct constructions.
    - Evidence informing forecast-year allocation inputs; displayed values and growth are calculated: Defines formed-plastic clamshells and card-backed blister packaging as distinct constructions.
    - Evidence informing base-year allocation inputs; displayed values and growth are calculated: Explicitly recognizes book browse-prevention closures.
    - Evidence informing forecast-year allocation inputs; displayed values and growth are calculated: Explicitly recognizes book browse-prevention closures.

40. U.S. Government Publishing Office - Program 827-S: Federal Aviation Administration Books, Contract Pricing and Specifications

- Evidence informing base-year allocation inputs; displayed values and growth are calculated: Historical evaluation quantities provide a container-heavy institutional purchasing counterexample, not global shipment shares.
- Evidence informing forecast-year allocation inputs; displayed values and growth are calculated: Historical evaluation quantities provide a container-heavy institutional purchasing counterexample, not global shipment shares.
- Evidence informing base-year allocation inputs; displayed values and growth are calculated: Separately identifies kraft-envelope packing within the book procurement.
- Evidence informing forecast-year allocation inputs; displayed values and growth are calculated: Separately identifies kraft-envelope packing within the book procurement.
- Evidence informing base-year allocation inputs; displayed values and growth are calculated: Identifies cushioned shipping bags as an eligible book-order enclosure.
- Evidence informing forecast-year allocation inputs; displayed values and growth are calculated: Identifies cushioned shipping bags as an eligible book-order enclosure.
- Evidence informing base-year allocation inputs; displayed values and growth are calculated: Includes wrapped shipping bundles as an alternative purchasing configuration.
- Evidence informing forecast-year allocation inputs; displayed values and growth are calculated: Includes wrapped shipping bundles as an alternative purchasing configuration.
- Evidence informing base-year allocation inputs; displayed values and growth are calculated: Requires packing and filler separately from the external enclosure.
- Evidence informing forecast-year allocation inputs; displayed values and growth are calculated: Requires packing and filler separately from the external enclosure.
- Evidence informing base-year allocation inputs; displayed values and growth are calculated: Identifies closure tape and securing straps independently of container construction.
- Evidence informing forecast-year allocation inputs; displayed values and growth are calculated: Identifies closure tape and securing straps independently of container construction.

41. U.S. Government Publishing Office - Print Order Form 2511 Instructions

- Evidence informing base-year allocation inputs; displayed values and growth are calculated: Specifies paper-banded sets separately from shrink-wrapped sets.
- Evidence informing forecast-year allocation inputs; displayed values and growth are calculated: Specifies paper-banded sets separately from shrink-wrapped sets.
- Evidence informing base-year allocation inputs; displayed values and growth are calculated: Describes shrink-wrapped units nested within cartons, supporting component attribution.
- Evidence informing forecast-year allocation inputs; displayed values and growth are calculated: Describes shrink-wrapped units nested within cartons, supporting component attribution.
- Evidence informing base-year allocation inputs; displayed values and growth are calculated: Distinguishes internal packaging, container quantities and pallet requirements.
- Evidence informing forecast-year allocation inputs; displayed values and growth are calculated: Distinguishes internal packaging, container quantities and pallet requirements.
- Evidence informing base-year allocation inputs; displayed values and growth are calculated: The instructions distinguish nominated delivery addresses and warehouse receiving arrangements, supporting the receiving-point attribution premise, not an observed consolidated market share.
- Evidence informing forecast-year allocation inputs; displayed values and growth are calculated: The instructions distinguish nominated delivery addresses and warehouse receiving arrangements, supporting the receiving-point attribution premise, not an observed consolidated market share.
- Evidence informing base-year allocation inputs; displayed values and growth are calculated: Supplemental distribution lists accommodate multiple destinations, supporting the distinction between preallocated destination delivery and a single receiving-point handoff.
- Evidence informing forecast-year allocation inputs; displayed values and growth are calculated: Supplemental distribution lists accommodate multiple destinations, supporting the distinction between preallocated destination delivery and a single receiving-point handoff.
- Evidence informing base-year allocation inputs; displayed values and growth are calculated: GPO specifies black interior inks separately from cover inks, supporting the monochrome classification and underlying-book attribution premise, not its modeled sales weight. ([gpo.gov](https://www.gpo.gov/docs/default-source/forms-standards-pdf-files/2511_instructions.pdf))
- Evidence informing forecast-year allocation inputs; displayed values and growth are calculated: GPO specifies black interior inks separately from cover inks, supporting the monochrome classification and underlying-book attribution premise, not its modeled sales weight. ([gpo.gov](https://www.gpo.gov/docs/default-source/forms-standards-pdf-files/2511_instructions.pdf))
- Evidence informing base-year allocation inputs; displayed values and growth are calculated: Designated Pantone specifications are recognized for interior inks, supporting a separate spot-color commercial category without measuring its share. ([gpo.gov](https://www.gpo.gov/docs/default-source/forms-standards-pdf-files/2511_instructions.pdf))
- Evidence informing forecast-year allocation inputs; displayed values and growth are calculated: Designated Pantone specifications are recognized for interior inks, supporting a separate spot-color commercial category without measuring its share. ([gpo.gov](https://www.gpo.gov/docs/default-source/forms-standards-pdf-files/2511_instructions.pdf))
- Evidence informing base-year allocation inputs; displayed values and growth are calculated: Four-color process is identified as full color for interior pages; cover color is separately specified. This supports classification at both modeled anchors. ([gpo.gov](https://www.gpo.gov/docs/default-source/forms-standards-pdf-files/2511_instructions.pdf))
- Evidence informing forecast-year allocation inputs; displayed values and growth are calculated: Four-color process is identified as full color for interior pages; cover color is separately specified. This supports classification at both modeled anchors. ([gpo.gov](https://www.gpo.gov/docs/default-source/forms-standards-pdf-files/2511_instructions.pdf))

42. GPOExpress Program Pricing Guide - November 2024
    - Evidence informing base-year allocation inputs; displayed values and growth are calculated: USD xx.xx hand folding provides a handling-cost comparison; the complete band realization remains modeled.
    - Evidence informing forecast-year allocation inputs; displayed values and growth are calculated: USD xx.xx hand folding provides a handling-cost comparison; the complete band realization remains modeled.
    - Evidence informing base-year allocation inputs; displayed values and growth are calculated: USD xx.xx per shrink wrap anchors a small-run comparison, not the assumed global realization.
    - Evidence informing forecast-year allocation inputs; displayed values and growth are calculated: USD xx.xx per shrink wrap anchors a small-run comparison, not the assumed global realization.
    - Evidence informing base-year allocation inputs; displayed values and growth are calculated: USD xx.xx auxiliary insertion supplies a handling-price comparison, not protective-material sales.
    - Evidence informing forecast-year allocation inputs; displayed values and growth are calculated: USD xx.xx auxiliary insertion supplies a handling-price comparison, not protective-material sales.
43. Hardcover Book Protection: Dust Jackets or Slipcases?
    - Evidence informing base-year allocation inputs; displayed values and growth are calculated: Own-product EXW slipcase prices of USD xx.xx, USD xx.xx and USD xx.xx at xx.xx xx.xx and xx.xx units constrain relative realizations.
    - Evidence informing forecast-year allocation inputs; displayed values and growth are calculated: Own-product EXW slipcase prices of USD xx.xx, USD xx.xx and USD xx.xx at xx.xx xx.xx and xx.xx units constrain relative realizations.
44. Book Printing Cost in China: How Printing Prices Are Calculated
    - Evidence informing base-year allocation inputs; displayed values and growth are calculated: Approximately USD xx.xx per export carton including basic packing materials constrains the bulk-package budget; the container allocation is modeled.
    - Evidence informing forecast-year allocation inputs; displayed values and growth are calculated: Approximately USD xx.xx per export carton including basic packing materials constrains the bulk-package budget; the container allocation is modeled.
    - Evidence informing base-year allocation inputs; displayed values and growth are calculated: The inclusive carton quotation constrains combined spending; its cushioning split is assumed.
    - Evidence informing forecast-year allocation inputs; displayed values and growth are calculated: The inclusive carton quotation constrains combined spending; its cushioning split is assumed.
    - Evidence informing base-year allocation inputs; displayed values and growth are calculated: The inclusive carton quotation constrains combined spending; its closure split is assumed.
    - Evidence informing forecast-year allocation inputs; displayed values and growth are calculated: The inclusive carton quotation constrains combined spending; its closure split is assumed.
45. Make Believe Ideas - Independent Retail Catalog 2025
    - Evidence informing base-year allocation inputs; displayed values and growth are calculated: The 2025 catalog identifies activity books with cover-mounted blisters, establishing book-specific participation but not packaging revenue or volume.
    - Evidence informing forecast-year allocation inputs; displayed values and growth are calculated: The 2025 catalog identifies activity books with cover-mounted blisters, establishing book-specific participation but not packaging revenue or volume.
46. Bookmobile - Request Book Printing Quotes the Right Way to Save Money
    - Evidence informing base-year allocation inputs; displayed values and growth are calculated: The printer's bookstore-oriented purchasing guidance cautions against universal shrink-wrap attachment.
    - Evidence informing forecast-year allocation inputs; displayed values and growth are calculated: The printer's bookstore-oriented purchasing guidance cautions against universal shrink-wrap attachment.

47. Digital Book Printing - Bookmobile
    - Evidence informing base-year allocation inputs; displayed values and growth are calculated: The current book-production portfolio separately offers poly bags, supporting commercial category participation rather than a sales weight.
    - Evidence informing forecast-year allocation inputs; displayed values and growth are calculated: The current book-production portfolio separately offers poly bags, supporting commercial category participation rather than a sales weight.
    - Evidence informing base-year allocation inputs; displayed values and growth are calculated: The current portfolio offers shrink-wrap independently of other finishing options.
    - Evidence informing forecast-year allocation inputs; displayed values and growth are calculated: The current portfolio offers shrink-wrap independently of other finishing options.
48. Sell Books on Shopify - Lulu
    - Evidence informing forecast-year allocation inputs; displayed values and growth are calculated: The offered storefront-to-print-and-ship route supports an accessible production-linked parcel channel, not assumed demand.
    - Evidence informing forecast-year allocation inputs; displayed values and growth are calculated: Direct fulfillment availability supports the parcel-use scenario without establishing envelope mix.
    - Evidence informing forecast-year allocation inputs; displayed values and growth are calculated: Direct fulfillment availability supports the parcel-use scenario without establishing bag mix.
49. European Commission - New EU Rules on Packaging Enter into Application
    - Evidence informing forecast-year allocation inputs; displayed values and growth are calculated: Regional packaging minimization supports a directional right-sizing premise, not a measured global box-price effect.
    - Evidence informing forecast-year allocation inputs; displayed values and growth are calculated: Waste-reduction requirements inform the bounded substitution scenario; they do not quantify band adoption.
    - Evidence informing forecast-year allocation inputs; displayed values and growth are calculated: Regional circularity requirements inform lower lightweight-bag exposure without implying a global book-bag ban.
    - Evidence informing forecast-year allocation inputs; displayed values and growth are calculated: Material substitution remains partly internal to the combined film-and-paper category.
    - Evidence informing forecast-year allocation inputs; displayed values and growth are calculated: Regional recyclability pressure informs the niche substitution scenario, not an observed blister-sales decline.
    - Evidence informing forecast-year allocation inputs; displayed values and growth are calculated: Empty-space reduction provides a directional premise for lower cushioning allowance per individual box.
50. Digital Printing - U.S. Government Publishing Office
    - Evidence informing base-year allocation inputs; displayed values and growth are calculated: Procurement examples allow offset or digital alternatives while restricting some digital variants, supporting an acceptance- and run-mix model rather than a universal quality ranking. This is a modeling premise, not an observed process share.
    - Evidence informing forecast-year allocation inputs; displayed values and growth are calculated: Procurement examples allow offset or digital alternatives while restricting some digital variants, supporting an acceptance- and run-mix model rather than a universal quality ranking. This is a modeling premise, not an observed process share.
    - Evidence informing base-year allocation inputs; displayed values and growth are calculated: The purchasing guidance supports conditional digital substitution, not unrestricted interchangeability or an observed forecast allocation.
    - Evidence informing forecast-year allocation inputs; displayed values and growth are calculated: The purchasing guidance supports conditional digital substitution, not unrestricted interchangeability or an observed forecast allocation.

51. Clays demonstrate dedication to digital investment
    - Evidence informing base-year allocation inputs; displayed values and growth are calculated: Reports xx.xx books annually and xx.xx books of digital capacity in an older investment statement; this constrains scale but is not a 2025 realized output mix.
    - Evidence informing forecast-year allocation inputs; displayed values and growth are calculated: Reports xx.xx books annually and xx.xx books of digital capacity in an older investment statement; this constrains scale but is not a 2025 realized output mix.
    - Evidence informing base-year allocation inputs; displayed values and growth are calculated: The company's inkjet investment supports an existing book-production application and a conditional adoption premise, not a quantified global forecast.
    - Evidence informing forecast-year allocation inputs; displayed values and growth are calculated: The company's inkjet investment supports an existing book-production application and a conditional adoption premise, not a quantified global forecast.
    - Evidence informing base-year allocation inputs; displayed values and growth are calculated: The capacity/output comparison is a limited commercial check on continued conventional book production, not a direct offset revenue observation.
    - Evidence informing forecast-year allocation inputs; displayed values and growth are calculated: The capacity/output comparison is a limited commercial check on continued conventional book production, not a direct offset revenue observation.
52. ISO/TC 130 - Guidelines for Using Print Production Standards, Version 1.0, 2019
    - Evidence informing base-year allocation inputs; displayed values and growth are calculated: Distinguishes packaging use cases and printing processes, supporting allocation of gravure to book-associated components rather than the full value of a book.
    - Evidence informing forecast-year allocation inputs; displayed values and growth are calculated: Distinguishes packaging use cases and printing processes, supporting allocation of gravure to book-associated components rather than the full value of a book.
    - Evidence informing base-year allocation inputs; displayed values and growth are calculated: Identifies flexographic packaging applications; the book-specific spending budget and process coefficients remain modeled.
    - Evidence informing forecast-year allocation inputs; displayed values and growth are calculated: Identifies flexographic packaging applications; the book-specific spending budget and process coefficients remain modeled.
53. Premium Layflat Photo Books - PhotobookShop
    - Evidence informing base-year allocation inputs; displayed values and growth are calculated: Offers bound silver-halide photographic books and distinguishes them from digitally printed alternatives, supporting the model's separate photographic category rather than an observed sales weight.
    - Evidence informing forecast-year allocation inputs; displayed values and growth are calculated: Offers bound silver-halide photographic books and distinguishes them from digitally printed alternatives, supporting the model's separate photographic category rather than an observed sales weight.
54. The Cormac McCarthy Collection - The Folio Society
    - Evidence informing base-year allocation inputs; displayed values and growth are calculated: Documents screen-printed cloth covers on physical book editions, supporting component-level commercial attribution. It does not measure supplier component receipts or global uptake.
    - Evidence informing forecast-year allocation inputs; displayed values and growth are calculated: Documents screen-printed cloth covers on physical book editions, supporting component-level commercial attribution. It does not measure supplier component receipts or global uptake.

55. Risograph Digital Duplicator Order Form, 2026 - Minneapolis College of Art and Design
    - Evidence informing base-year allocation inputs; displayed values and growth are calculated: The 2026 institutional form recognizes Risograph book/booklet orders but excludes assembly. It supports a limited application boundary, not 2025 external commercial volume; internal institutional charges are excluded from the numerator.
    - Evidence informing forecast-year allocation inputs; displayed values and growth are calculated: The 2026 institutional form recognizes Risograph book/booklet orders but excludes assembly. It supports a limited application boundary, not 2025 external commercial volume; internal institutional charges are excluded from the numerator.
56. American Printing House - 2024 Annual Report
    - Evidence informing base-year allocation inputs; displayed values and growth are calculated: Fiscal 2024 product sales were USD xx.xx; braille publications represented xx.xx% of product sales; xx.xx braille volumes were produced. These inputs constrain an adjusted production-realization proxy, not a global market share.
    - Evidence informing base-year allocation inputs; displayed values and growth are calculated: The decline from xx.xx braille volumes in 2022 qualifies a uniform physical-demand growth assumption and informs the slower relative forecast activity weight.
    - Evidence informing forecast-year allocation inputs; displayed values and growth are calculated: Fiscal 2024 product sales were USD xx.xx; braille publications represented xx.xx% of product sales; xx.xx braille volumes were produced. These inputs constrain an adjusted production-realization proxy, not a global market share.
    - Evidence informing forecast-year allocation inputs; displayed values and growth are calculated: The decline from xx.xx braille volumes in 2022 qualifies a uniform physical-demand growth assumption and informs the slower relative forecast activity weight.
57. Kodak Moments Kiosk - Kodak Alaris
    - Evidence informing base-year allocation inputs; displayed values and growth are calculated: Advertises book-capable retail kiosk equipment and a photographic-printing portfolio. Used only as a commercial-route premise for the thermal working estimate, not as evidence of thermal book-service sales, utilization or the final share.
    - Evidence informing forecast-year allocation inputs; displayed values and growth are calculated: Advertises book-capable retail kiosk equipment and a photographic-printing portfolio. Used only as a commercial-route premise for the thermal working estimate, not as evidence of thermal book-service sales, utilization or the final share.
58. 二〇二一年全国新闻出版业基本情况
    - Evidence informing base-year allocation inputs; displayed values and growth are calculated: Official 2021 aggregate textbook output distinguishes school, tertiary and vocational/adult activity; historical volumes require value and global-scope adjustments.
    - Evidence informing forecast-year allocation inputs; displayed values and growth are calculated: Official 2021 aggregate textbook output distinguishes school, tertiary and vocational/adult activity; historical volumes require value and global-scope adjustments.
    - Evidence informing base-year allocation inputs; displayed values and growth are calculated: Secondary, primary and teaching-book aggregate sheet counts form the school activity weight.
    - Evidence informing forecast-year allocation inputs; displayed values and growth are calculated: Secondary, primary and teaching-book aggregate sheet counts form the school activity weight.
    - Evidence informing base-year allocation inputs; displayed values and growth are calculated: Tertiary textbook aggregate output supplies the higher-education activity input before an assumed relative-service-value adjustment.
    - Evidence informing forecast-year allocation inputs; displayed values and growth are calculated: Tertiary textbook aggregate output supplies the higher-education activity input before an assumed relative-service-value adjustment.
    - Evidence informing base-year allocation inputs; displayed values and growth are calculated: Vocational, adult and literacy textbook output supplies the corresponding historical activity input.
    - Evidence informing forecast-year allocation inputs; displayed values and growth are calculated: Vocational, adult and literacy textbook output supplies the corresponding historical activity input.

59. Music, printed or in manuscript imports by country, 2024 - World Integrated Trade Solution
    - Evidence informing base-year allocation inputs; displayed values and growth are calculated: Official HS xx.xx import observations constrain the music-publication value bridge; domestic supply, physical-book eligibility and the printing-service fraction remain modeled.
    - Evidence informing forecast-year allocation inputs; displayed values and growth are calculated: Official HS xx.xx import observations constrain the music-publication value bridge; domestic supply, physical-book eligibility and the printing-service fraction remain modeled.
60. Bloomsbury Publishing - 2024/25 Results Presentation
    - Evidence informing base-year allocation inputs; displayed values and growth are calculated: Separate Academic & Professional print, digital and rights/service receipts demonstrate the required physical-revenue boundary; company mix is not treated as global market share.
    - Evidence informing forecast-year allocation inputs; displayed values and growth are calculated: Separate Academic & Professional print, digital and rights/service receipts demonstrate the required physical-revenue boundary; company mix is not treated as global market share.
    - Evidence informing base-year allocation inputs; displayed values and growth are calculated: Observed physical academic publishing activity supports commercial applicability but does not verify the assumed global research/reference ratio.
    - Evidence informing forecast-year allocation inputs; displayed values and growth are calculated: Observed physical academic publishing activity supports commercial applicability but does not verify the assumed global research/reference ratio.
61. HDSB - RFSQ 26-013: Yearbook Software and Printing Services
    - Evidence informing base-year allocation inputs; displayed values and growth are calculated: The qualification notice establishes a commissioned yearbook scope including printing, binding and school delivery; it supplies no awarded value and is not used as a sales weight.
    - Evidence informing forecast-year allocation inputs; displayed values and growth are calculated: The qualification notice establishes a commissioned yearbook scope including printing, binding and school delivery; it supplies no awarded value and is not used as a sales weight.
    - Evidence informing base-year allocation inputs; displayed values and growth are calculated: The yearbook qualification notice restricts supply to prequalified vendors while permitting school bulk orders and individual ordering. It supports separating commissioning authority from ultimate payment, but discloses no fulfilled-order value.
    - Evidence informing forecast-year allocation inputs; displayed values and growth are calculated: The yearbook qualification notice restricts supply to prequalified vendors while permitting school bulk orders and individual ordering. It supports separating commissioning authority from ultimate payment, but discloses no fulfilled-order value.
    - Evidence informing base-year allocation inputs; displayed values and growth are calculated: The individual-ordering option establishes an attribution uncertainty relevant to the modeled household portion; it does not establish the assumed xx.xx% proportion.
    - Evidence informing forecast-year allocation inputs; displayed values and growth are calculated: The individual-ordering option establishes an attribution uncertainty relevant to the modeled household portion; it does not establish the assumed xx.xx% proportion.

62. U.S. Census Bureau - 2022 Economic Census, Books Printing Questionnaire MC-32312
    - Evidence informing base-year allocation inputs; displayed values and growth are calculated: The official printing questionnaire supports the distinction between textbook and general-book production; recognition is not treated as a revenue weight.
    - Evidence informing forecast-year allocation inputs; displayed values and growth are calculated: The official printing questionnaire supports the distinction between textbook and general-book production; recognition is not treated as a revenue weight.
    - Evidence informing base-year allocation inputs; displayed values and growth are calculated: Recognized coloring-book output supports treating recreational activity commissions separately from institutional textbooks according to purpose.
    - Evidence informing forecast-year allocation inputs; displayed values and growth are calculated: Recognized coloring-book output supports treating recreational activity commissions separately from institutional textbooks according to purpose.
63. Press Information Bureau - Department of School Education & Literacy, Year End Review 2024
    - Evidence informing base-year allocation inputs; displayed values and growth are calculated: The government review describes substantial NCERT physical-textbook activity, independently qualifying the physical-availability premise without establishing attributable supplier revenue.
    - Evidence informing forecast-year allocation inputs; displayed values and growth are calculated: The government review describes substantial NCERT physical-textbook activity, independently qualifying the physical-availability premise without establishing attributable supplier revenue.
64. 2022 North American Industry Classification System - United States
    - Evidence informing base-year allocation inputs; displayed values and growth are calculated: Dedicated book-publishing activity is separated from institutional primary activities and printing without publishing, constraining the Publishing Organizations numerator.
    - Evidence informing forecast-year allocation inputs; displayed values and growth are calculated: Dedicated book-publishing activity is separated from institutional primary activities and printing without publishing, constraining the Publishing Organizations numerator.
65. U.S. Census Bureau - Books Printing: 2002
    - Evidence informing base-year allocation inputs; displayed values and growth are calculated: Table xx.xx reports 2002 U.S. books-printing contract-work costs of USD xx.xx and shipments of USD xx.xx. Their ratio supplies a dated manufacturing-subcontract proxy, held constant within the forecast component.
    - Evidence informing forecast-year allocation inputs; displayed values and growth are calculated: Table xx.xx reports 2002 U.S. books-printing contract-work costs of USD xx.xx and shipments of USD xx.xx. Their ratio supplies a dated manufacturing-subcontract proxy, held constant within the forecast component.
    - Evidence informing base-year allocation inputs; displayed values and growth are calculated: The historical subcontract-cost input constrains the modeled transfer from publisher-origin commissioning to performing suppliers, without adding another gross contract value.
    - Evidence informing forecast-year allocation inputs; displayed values and growth are calculated: The historical subcontract-cost input constrains the modeled transfer from publisher-origin commissioning to performing suppliers, without adding another gross contract value.
66. Samfine Creation Holdings Group Limited - Form 20-F for the year ended December 31, 2025
    - Evidence informing base-year allocation inputs; displayed values and growth are calculated: The company reports USD xx.xx of 2025 book-product revenue and principally serves book traders that secure printing contracts and outsource production. This is a supplier-specific quantitative role check, not a Global allocation weight.
    - Evidence informing forecast-year allocation inputs; displayed values and growth are calculated: The company reports USD xx.xx of 2025 book-product revenue and principally serves book traders that secure printing contracts and outsource production. This is a supplier-specific quantitative role check, not a Global allocation weight.

67. Ministry of Education - NCERT and Amazon Letter of Engagement, October 7, 2024
    - Evidence informing base-year allocation inputs; displayed values and growth are calculated: The October xx.xx 2024 announcement targeted xx.xx NCERT books for academic 2025-xx.xx. This is a planned institutional activity anchor; realization, eligible receipts and subsequent growth are modeled separately.
    - Evidence informing forecast-year allocation inputs; displayed values and growth are calculated: The October xx.xx 2024 announcement targeted xx.xx NCERT books for academic 2025-xx.xx. This is a planned institutional activity anchor; realization, eligible receipts and subsequent growth are modeled separately.
68. Bangladesh e-GP - NCTB/TEXTBOOK/2025, Package GD.102_SEC_8.031
    - Evidence informing base-year allocation inputs; displayed values and growth are calculated: The government-funded procurement plan specifies xx.xx academic-2025 textbook copies and an estimated BDT xx.xx for printing, binding and supply. It constrains commercial order scale and local unit-budget plausibility, not realized annual revenue.
    - Evidence informing forecast-year allocation inputs; displayed values and growth are calculated: The government-funded procurement plan specifies xx.xx academic-2025 textbook copies and an estimated BDT xx.xx for printing, binding and supply. It constrains commercial order scale and local unit-budget plausibility, not realized annual revenue.
69. Students suffer as NCTB fails to deliver books - The Daily Star, January 17, 2025
    - Evidence informing base-year allocation inputs; displayed values and growth are calculated: The January xx.xx 2025 report corroborates the dated approximately xx.xx-copy textbook target and early-year delivery disruption. Target realization and supplier receipts remain modeled.
70. Secondary-level students: A new year without full set of books for many - The Daily Star, December 28, 2025
    - Evidence informing forecast-year allocation inputs; displayed values and growth are calculated: The December xx.xx 2025 report corroborates the approximately xx.xx-copy academic-2026 target and continued delivery slippage. It informs a normalization assumption, not an observed 2032 share.
71. Business Books - Print Professional, Custom Corporate Books | Blurb
    - Evidence informing base-year allocation inputs; displayed values and growth are calculated: The business-book offering includes organizational presentation and corporate-gift applications. It establishes an in-scope commissioning proposition, not the modeled global copy quantity or spending.
    - Evidence informing forecast-year allocation inputs; displayed values and growth are calculated: The business-book offering includes organizational presentation and corporate-gift applications. It establishes an in-scope commissioning proposition, not the modeled global copy quantity or spending.
72. How to Use Lulu to Support Your Nonprofit | Lulu
    - Evidence informing base-year allocation inputs; displayed values and growth are calculated: The platform permits an organization or charity to receive creator proceeds. This supports excluding beneficiary-only arrangements from nonprofit commissioning; it does not measure nonprofit printing purchases.
    - Evidence informing forecast-year allocation inputs; displayed values and growth are calculated: The platform permits an organization or charity to receive creator proceeds. This supports excluding beneficiary-only arrangements from nonprofit commissioning; it does not measure nonprofit printing purchases.

73. News Corp - Form 10-K for the fiscal year ended June 30, 2025
    - Evidence informing base-year allocation inputs; displayed values and growth are calculated: Fiscal 2025 consumer backlist revenue of xx.xx% and digital revenue of xx.xx% anchor the assumed physical-backlist bridge and its forecast starting model.
    - Evidence informing forecast-year allocation inputs; displayed values and growth are calculated: Fiscal 2025 consumer backlist revenue of xx.xx% and digital revenue of xx.xx% anchor the assumed physical-backlist bridge and its forecast starting model.
    - Evidence informing base-year allocation inputs; displayed values and growth are calculated: The disclosed backlist mix constrains recurring-title demand; its division into replenishment and POD remains modeled.
    - Evidence informing forecast-year allocation inputs; displayed values and growth are calculated: The disclosed backlist mix constrains recurring-title demand; its division into replenishment and POD remains modeled.
    - Evidence informing base-year allocation inputs; displayed values and growth are calculated: The complementary frontlist population supports the launch-stock cohort after physical-format adjustments.
    - Evidence informing forecast-year allocation inputs; displayed values and growth are calculated: The complementary frontlist population supports the launch-stock cohort after physical-format adjustments.
74. News Corp - Form 10-K for the fiscal year ended June 30, 2026
    - Evidence informing forecast-year allocation inputs; displayed values and growth are calculated: Fiscal 2026 backlist revenue of xx.xx% and digital revenue of xx.xx% lower the forecast physical-backlist proxy instead of assuming continued backlist expansion.
    - Evidence informing forecast-year allocation inputs; displayed values and growth are calculated: The updated catalog mix changes the forecast population available for repeat inventory releases.
    - Evidence informing forecast-year allocation inputs; displayed values and growth are calculated: The updated frontlist/backlist bridge changes the forecast planned-production weight; no 2032 share is disclosed.
75. How Do Lulu Direct Orders Work?
    - Evidence informing base-year allocation inputs; displayed values and growth are calculated: Lulu describes printing after customer purchase and distinguishes production from subsequent shipment, supporting recipient-order attribution rather than technology-based classification.
    - Evidence informing forecast-year allocation inputs; displayed values and growth are calculated: Lulu describes printing after customer purchase and distinguishes production from subsequent shipment, supporting recipient-order attribution rather than technology-based classification.
    - Evidence informing base-year allocation inputs; displayed values and growth are calculated: No minimum order and one-copy ordering establish commercial feasibility, not the number or value of single-copy releases.
    - Evidence informing forecast-year allocation inputs; displayed values and growth are calculated: No minimum order and one-copy ordering establish commercial feasibility, not the number or value of single-copy releases.
    - Evidence informing base-year allocation inputs; displayed values and growth are calculated: One POD offering accepts hundreds of copies, independently challenging a POD-equals-single-copy allocation.
    - Evidence informing forecast-year allocation inputs; displayed values and growth are calculated: One POD offering accepts hundreds of copies, independently challenging a POD-equals-single-copy allocation.
    - Evidence informing base-year allocation inputs; displayed values and growth are calculated: Orders can extend into thousands within the same offering; the production trigger therefore does not uniquely identify the working run band.
    - Evidence informing forecast-year allocation inputs; displayed values and growth are calculated: Orders can extend into thousands within the same offering; the production trigger therefore does not uniquely identify the working run band.

76. Supply Chain - Clays
    - Evidence informing base-year allocation inputs; displayed values and growth are calculated: Clays describes differentiated backlist arrangements and stock visibility, supporting a separate inventory-replenishment cohort without establishing its numerical prevalence.
    - Evidence informing forecast-year allocation inputs; displayed values and growth are calculated: Clays describes differentiated backlist arrangements and stock visibility, supporting a separate inventory-replenishment cohort without establishing its numerical prevalence.
    - Evidence informing base-year allocation inputs; displayed values and growth are calculated: New-title consolidation and predictable annual backlist demand support retaining planned inventory commitments; short-run printing is explicitly not necessarily POD.
    - Evidence informing forecast-year allocation inputs; displayed values and growth are calculated: New-title consolidation and predictable annual backlist demand support retaining planned inventory commitments; short-run printing is explicitly not necessarily POD.
    - Evidence informing base-year allocation inputs; displayed values and growth are calculated: Clays explicitly distinguishes short-run work from POD, supporting category separation rather than a technological proxy for value share.
    - Evidence informing forecast-year allocation inputs; displayed values and growth are calculated: Clays explicitly distinguishes short-run work from POD, supporting category separation rather than a technological proxy for value share.
77. Smart Backlist Management: When to Hold and When to Print-on-Demand
    - Evidence informing base-year allocation inputs; displayed values and growth are calculated: Sheridan describes low-volume titles moving to POD while other titles retain inventory, supporting differentiated release-policy assumptions rather than a uniform backlist-to-POD conversion.
    - Evidence informing forecast-year allocation inputs; displayed values and growth are calculated: Sheridan describes low-volume titles moving to POD while other titles retain inventory, supporting differentiated release-policy assumptions rather than a uniform backlist-to-POD conversion.
    - Evidence informing base-year allocation inputs; displayed values and growth are calculated: A disclosed customer example uses a stock threshold to trigger a 2,000-copy replenishment order. It establishes the commercial mechanism, not a market-wide share.
    - Evidence informing forecast-year allocation inputs; displayed values and growth are calculated: A disclosed customer example uses a stock threshold to trigger a 2,000-copy replenishment order. It establishes the commercial mechanism, not a market-wide share.

78. Shortage of NCERT textbooks - Rajya Sabha Unstarred Question No. 1941, December 17, 2025
    - Evidence informing base-year allocation inputs; displayed values and growth are calculated: Advance enrollment-based forecasting, academic-session readiness and a fiscal 2025-xx.xx plan for approximately xx.xx textbooks support a substantial calendar-driven stock cohort. The target is not realized production.
    - Evidence informing forecast-year allocation inputs; displayed values and growth are calculated: Advance enrollment-based forecasting, academic-session readiness and a fiscal 2025-xx.xx plan for approximately xx.xx textbooks support a substantial calendar-driven stock cohort. The target is not realized production.
    - Evidence informing base-year allocation inputs; displayed values and growth are calculated: Phased supply and inventory monitoring support distinguishing ongoing availability obligations from individual-recipient POD, without quantifying replenishment's global prevalence.
    - Evidence informing forecast-year allocation inputs; displayed values and growth are calculated: Phased supply and inventory monitoring support distinguishing ongoing availability obligations from individual-recipient POD, without quantifying replenishment's global prevalence.
    - Evidence informing base-year allocation inputs; displayed values and growth are calculated: The official answer distinguishes printer empanelment from approximately xx.xx distribution vendors and describes planned fiscal 2025-xx.xx printing of approximately xx.xx textbooks. It supports commissioning-versus-distribution separation, not a realized monetary channel split.
    - Evidence informing forecast-year allocation inputs; displayed values and growth are calculated: The official answer distinguishes printer empanelment from approximately xx.xx distribution vendors and describes planned fiscal 2025-xx.xx printing of approximately xx.xx textbooks. It supports commissioning-versus-distribution separation, not a realized monetary channel split.
    - Evidence informing base-year allocation inputs; displayed values and growth are calculated: Phased textbook supply supports treating annual institutional quantities separately from production batches; it does not disclose the medium-run allocation.
    - Evidence informing forecast-year allocation inputs; displayed values and growth are calculated: Phased textbook supply supports treating annual institutional quantities separately from production batches; it does not disclose the medium-run allocation.
    - Evidence informing base-year allocation inputs; displayed values and growth are calculated: The December xx.xx 2025 answer identifies a xx.xx-million-copy FY2025-xx.xx printing decision versus approximately xx.xx in recent years, a counterforce to assuming rapid long-run disappearance. Planned copies are not realized service revenue.
    - Evidence informing forecast-year allocation inputs; displayed values and growth are calculated: The December xx.xx 2025 answer identifies a xx.xx-million-copy FY2025-xx.xx printing decision versus approximately xx.xx in recent years, a counterforce to assuming rapid long-run disappearance. Planned copies are not realized service revenue.
79. Fulfillment Fee - Lulu Direct
    - Evidence informing base-year allocation inputs; displayed values and growth are calculated: The September 2026 schedule lists USD xx.xx per order regardless of item count, supporting an order-frequency effect on associated-service value. It does not verify the assumed historical or forecast multiplier.
    - Evidence informing forecast-year allocation inputs; displayed values and growth are calculated: The September 2026 schedule lists USD xx.xx per order regardless of item count, supporting an order-frequency effect on associated-service value. It does not verify the assumed historical or forecast multiplier.

80. InnerWorkings, Inc. - Form 10-K for the year ended December 31, 2019
    - Evidence informing base-year allocation inputs; displayed values and growth are calculated: The 2019 filing reports USD xx.xx gross profit on USD xx.xx revenue and describes purchased-product and direct-service costs. Historical reported margins constrain the modeled xx.xx% retained-fee ratio; they do not directly measure book-channel share.
    - Evidence informing forecast-year allocation inputs; displayed values and growth are calculated: The 2019 filing reports USD xx.xx gross profit on USD xx.xx revenue and describes purchased-product and direct-service costs. Historical reported margins constrain the modeled xx.xx% retained-fee ratio; they do not directly measure book-channel share.
    - Evidence informing base-year allocation inputs; displayed values and growth are calculated: The procurement-service margin comparison supports the fee-to-managed-spending bridge underlying the direct-channel complement. Carrying the normalized ratio into 2032 is explicitly a forecast assumption.
    - Evidence informing forecast-year allocation inputs; displayed values and growth are calculated: The procurement-service margin comparison supports the fee-to-managed-spending bridge underlying the direct-channel complement. Carrying the normalized ratio into 2032 is explicitly a forecast assumption.
81. Simplified Purchase Agreement - U.S. Government Publishing Office
    - Evidence informing base-year allocation inputs; displayed values and growth are calculated: SPA permits agency awards directly to certified vendors for purchases up to USD xx.xx while GPO pays vendors and invoices agencies. This supports classifying by the contracting relationship rather than the invoice payer, not a numerical global weight.
    - Evidence informing forecast-year allocation inputs; displayed values and growth are calculated: SPA permits agency awards directly to certified vendors for purchases up to USD xx.xx while GPO pays vendors and invoices agencies. This supports classifying by the contracting relationship rather than the invoice payer, not a numerical global weight.
82. Global Print Services | China, Europe, SE Asia, USA & India
    - Evidence informing base-year allocation inputs; displayed values and growth are calculated: Imago describes sourcing suppliers and coordinating multiple manufacturers for book-related projects. Its cumulative customer relationships establish the offered intermediary role but are not annual revenue or allocation weights.
    - Evidence informing forecast-year allocation inputs; displayed values and growth are calculated: Imago describes sourcing suppliers and coordinating multiple manufacturers for book-related projects. Its cumulative customer relationships establish the offered intermediary role but are not annual revenue or allocation weights.
83. Lion Rock Group Limited - Annual Report 2025
    - Evidence informing base-year allocation inputs; displayed values and growth are calculated: Own-business 2025 turnover changes of minus xx.xx% for APOL and minus xx.xx% for Regent challenge uniform intermediary growth; Regent's non-book focus limits its relevance. These observations support avoiding an additional adoption uplift.
    - Evidence informing forecast-year allocation inputs; displayed values and growth are calculated: Own-business 2025 turnover changes of minus xx.xx% for APOL and minus xx.xx% for Regent challenge uniform intermediary growth; Regent's non-book focus limits its relevance. These observations support avoiding an additional adoption uplift.
    - Evidence informing base-year allocation inputs; displayed values and growth are calculated: Manufacturing turnover changes of minus xx.xx% at xx.xx Printing and plus xx.xx% at Papercraft demonstrate differing supplier trajectories rather than a simple common channel-growth pattern; these are not direct-contracting market shares.
    - Evidence informing forecast-year allocation inputs; displayed values and growth are calculated: Manufacturing turnover changes of minus xx.xx% at xx.xx Printing and plus xx.xx% at Papercraft demonstrate differing supplier trajectories rather than a simple common channel-growth pattern; these are not direct-contracting market shares.

84. Imprint Digital - Book Printing Prices UK
    - Evidence informing base-year allocation inputs; displayed values and growth are calculated: The inspected schedule quotes GBP xx.xx at xx.xx copies for one paperback specification, supporting a relative-price input, not a historical global realization.
    - Evidence informing forecast-year allocation inputs; displayed values and growth are calculated: The inspected schedule quotes GBP xx.xx at xx.xx copies for one paperback specification, supporting a relative-price input, not a historical global realization.
    - Evidence informing base-year allocation inputs; displayed values and growth are calculated: GBP xx.xx at xx.xx copies supplies the medium-run reference index; format and delivery differences require separate treatment.
    - Evidence informing forecast-year allocation inputs; displayed values and growth are calculated: GBP xx.xx at xx.xx copies supplies the medium-run reference index; format and delivery differences require separate treatment.
    - Evidence informing base-year allocation inputs; displayed values and growth are calculated: The quantity-price curve anchors the reference from which the long-run discount is assumed; no long-run price or future share is disclosed.
    - Evidence informing forecast-year allocation inputs; displayed values and growth are calculated: The quantity-price curve anchors the reference from which the long-run discount is assumed; no long-run price or future share is disclosed.
85. Print Options
    - Evidence informing base-year allocation inputs; displayed values and growth are calculated: KDP distinguishes black-and-white from color records and locks ink type after publication. These platform-specific conditions qualify switching assumptions, not market weights. ([kdp.amazon.com](https://kdp.amazon.com/en_US/help/topic/G201834180))
    - Evidence informing forecast-year allocation inputs; displayed values and growth are calculated: KDP distinguishes black-and-white from color records and locks ink type after publication. These platform-specific conditions qualify switching assumptions, not market weights. ([kdp.amazon.com](https://kdp.amazon.com/en_US/help/topic/G201834180))
    - Evidence informing base-year allocation inputs; displayed values and growth are calculated: The displayed platform menu does not establish designated spot-color availability or sales; a general color option is not used as evidence of spot-color demand. ([kdp.amazon.com](https://kdp.amazon.com/en_US/help/topic/G201834180))
    - Evidence informing forecast-year allocation inputs; displayed values and growth are calculated: The displayed platform menu does not establish designated spot-color availability or sales; a general color option is not used as evidence of spot-color demand. ([kdp.amazon.com](https://kdp.amazon.com/en_US/help/topic/G201834180))
    - Evidence informing base-year allocation inputs; displayed values and growth are calculated: Standard color is unavailable for hardcover, but premium color is available. Both process-color tiers belong within the modeled Full-Color Interiors category. ([kdp.amazon.com](https://kdp.amazon.com/en_US/help/topic/G201834180))
    - Evidence informing forecast-year allocation inputs; displayed values and growth are calculated: Standard color is unavailable for hardcover, but premium color is available. Both process-color tiers belong within the modeled Full-Color Interiors category. ([kdp.amazon.com](https://kdp.amazon.com/en_US/help/topic/G201834180))
86. Synthèse des chiffres de l'édition jeunesse 2024-2025
    - Evidence informing base-year allocation inputs; displayed values and growth are calculated: The primary French publishing survey reports a xx.xx% decline in illustrated early-childhood volumes and a xx.xx% decline in youth-fiction volumes in 2024. These differing outcomes challenge an aggressive universal color-growth assumption. ([sne.fr](https://www.sne.fr/actu/synthese-des-chiffres-de-ledition-jeunesse-2024-2025/))
    - Evidence informing forecast-year allocation inputs; displayed values and growth are calculated: The primary French publishing survey reports a xx.xx% decline in illustrated early-childhood volumes and a xx.xx% decline in youth-fiction volumes in 2024. These differing outcomes challenge an aggressive universal color-growth assumption. ([sne.fr](https://www.sne.fr/actu/synthese-des-chiffres-de-ledition-jeunesse-2024-2025/))

19. Book Printing & Packaging Services Market, by Group

In the Americas, territorial printing-and-distribution relationships are more useful purchasing units than a single regional service assumption. Ingram distinguishes its established United States reach from its Global Connect arrangement in Brazil, where it identifies Meta Brasil as a local printing, logistics, and distribution partner. ■■■■■■■■■■ ■■■ ■■■■■■■■ ■■■■ ■■■■■■■■■■■■ ■■■■■ ■■■ ■■■■■■■■ ■■■■■■■ ■■■ ■■■■■■■■■■■■■ ■■■■■■■ ■■■■■■■■■■ ■■■ ■■■■■■■■■■■■■■■■■ ■■■■■■ ■■■■■■■■■ ■■■■■■■■■■■ ■■■■■■■ ■■ ■■■■■■■■■■■ ■■■■ ■■■ ■■■■■■■■■ ■■■■■■■ ■■■■■■■■ ■■■■■■■■■■■■ ■■ ■■■■■ ■ ■■■■■■■■■ ■■■■■■■ ■■■■■■■■■■■■

Europe, Middle East & Africa presents a choice between regional gateways and destination-linked supply relationships. ■■■■■■■■■ ■■■■■■ ■■■■■■■ ■■■■■■■■■■ ■ ■■■■■■■ ■■■■ ■■■■■■■■ ■■■■■■■■■■■■■■■ ■■■■■■■ ■■■■ ■■■■■■ ■■■■■■■ ■■■ ■■■■■ ■■■■■■■ ■■■■■■■■ ■■■■■ ■■■■■■■ ■■■■■■■■■■ ■ ■■■■ ■■■■ ■■■■■■■■■■■■■■■■■■■■■■■■■■■ ■■■■■■■ ■■■ ■■■■■■ ■■■■■■■ ■■■■■ ■■■ ■■■■■■■■■■ ■■■■■■■■■■ ■■■■■■■■■■■■■ ■■■ ■■■■■■■■ ■■ ■■■■■■■■■■■■■■■■■■ ■■■■■■■■■■ ■■■■■■■■■■ Publishers should compare the actual destination commitments, retailer connections, and packaging responsibilities before choosing a gateway or local partner; advertised regional reach does not establish every destination's availability.

■■■■■■ ■■■■■■ ■■■■■■■■■■■■ ■■■ ■■■■■■■■ ■■■■■■■■■■■■ ■■■■■■■ ■■■■■■■ ■■■■■■■■■■ ■■■■■■■■■■■■ ■■■■■■■■■■ ■■■■■■■■■■ ■■■■■ ■■■■■■■■ ■■■■ ■■■■■ ■■■■■■■■■■■■ ■■ ■■■■■■■■■■ ■■■■■■■ ■■■■■■■■■■■■■ ■■■■■ ■■■■■■■■■■ ■■■■■■■■ ■ ■■■■■■■■■■■■ ■■■■■■■■ ■■■■■■■ ■■■ ■■■■■■■■■ ■■■■■■■■■■■■■ ■ ■■■■■■■■ ■■■■■■■■■■■■■ ■■■■■■■■ ■■■■■■■■■■ ■■■■■ ■■■■ ■■■■ ■■ ■■■■■■ ■■■■■■■■ ■■ ■■■■■■■■■■ ■■■ ■■■■■■■■ ■■■■■■■■■■■■ ■■■■■■■■■■■■ Buyers should confirm classification, qualifying origin, and destination administration before preferring regional shipment over destination-based supply. The commercial benefit remains conditional on the actual goods and transaction, not group membership alone.

■■■ ■■■■■■■■ ■■■■■■■■■■■■■ ■■■ ■■■■■■■■ ■ ■■■■■■■■ ■■■■■■■■■■■■■ ■■■■■■■■■■■■ ■■■■■■■■ ■■■■■■■ ■■■■ ■■■■■■■■■■■■ ■■■■■■■■■■■■ ■■■■■■■■■■■■■■■■■■ ■■ ■■■ ■■■■■■■■ ■■■■■■ ■■■■■■■■■■■■ ■■■■■ ■■■ ■■■■ ■■■■■■■■■■■■■ ■■■■■■■■■ ■■■ ■■■ ■■■■■■■■■ ■■■■■■■■■■■ ■■■■■ ■■ ■■■■■■ ■■■■■■■■■■■■ ■■■ ■■■■■■■ ■■■■ ■■■■■■■■■ ■■■■■■■■■■■■■ ■■■■■■■■■■■■■ ■■■■■■■■■ ■■■■■■ ■■■■■■■■ ■■■■ ■■■■■■■■■■ ■■■■■■■■■■■■ ■■■■■■■■■■ A publisher using a UAE gateway should obtain destination-specific confirmation before extending the arrangement to Saudi Arabia, Qatar, Bahrain, Kuwait, or Oman. Consolidating coordination can simplify the contracting interface, but does not establish a GCC-wide publication permission.

Australasia offers a shared trade framework, but purchasing location is not sufficient evidence of preferential origin. ■■■ ■■■■■■■ ■■■■■■■ ■■■■■■■■■ ■■■■■■■■ ■■■■■■ ■■■■■■■■■■■■ ■■■ ■■■■■■■■■■■■ ■■■■■■■■■■■■ ■■■■■■■■ ■■■■■■■■■■■■ ■■■■ ■■■ ■■■■■■■■ ■■■■■■■■■■ ■ ■■■ ■■■■■■■ ■■■■■■■■■■ ■■■■■■ ■■■ ■■■■■■■■■■■■■■■ ■■■■■■■■■ ■■■ ■■■■■■■■■■■■ ■■■■■■■■■■ ■■■■■■ ■■■■■■ ■■■■■■■■■ ■■■■■■■■■■■■■■■ ■■■■■■ ■■■■■■■■■■ ■■■ ■■■■■■■■ ■■■■■■■■■■■■■■ ■■■■■■ ■■■■■■■ ■■ ■ ■■■■■■■■■■■■ ■■■■■■■■■■■■ Destination-based supply

remains an alternative where its service commitment is preferable; no particular tariff advantage follows merely from commissioning an Australian or New Zealand company.

[illegible] Where a buyer requires that claim, supplier selection should verify the finished product's eligibility and the printer's license rather than rely on paper credentials alone. The common scheme supports a consistent purchasing requirement, but does not establish universal buyer preference or replace other market-access obligations.

The European Union supplies a common packaging framework that applies irrespective of a supplier's production location. The Packaging and Packaging Waste Regulation began applying on August xx.xx 2026 and covers packaging placed on the EU market regardless of material or origin. [illegible]

[illegible] A supplier should separate permission to undertake printing from eligibility to offer an approved publication to a public buyer. Group-level relationship development may support commercial introductions, but commitment requires the relevant national authorization or purchasing route; cooperation alone is not evidence of mutual recognition.

G7 coordination likewise does not replace country-specific book-service obligations. [illegible] Standardization reduces account-management interfaces; jurisdiction-specific commitments remain necessary where eligibility, reporting, or delivery responsibility differs.

NATO is relevant as a potential institutional purchasing route, not as a harmonized civilian book market. [illegible]

■■■■■■■■■■■■ ■■■ ■ ■■■■ ■■■■■■ Suppliers should first identify the contracting authority and applicable eligibility conditions before treating alliance membership as sufficient access.

■■■■■ ■■■■■ ■■■■■■■■■■■■ ■■■■■■■ ■■■ ■■■ ■■■■■■■■■■■■■ European Union, Nordic, G7, NATO, GCC, BRICS, and the broader geographic groups can describe the same country or commercial relationship through different access conditions. They remain analytical views within the Global market, not separate opportunities to combine.

Figure 33. Global Book Printing & Packaging Services Market Size, by Group, 2025 vs 2026 vs 2032

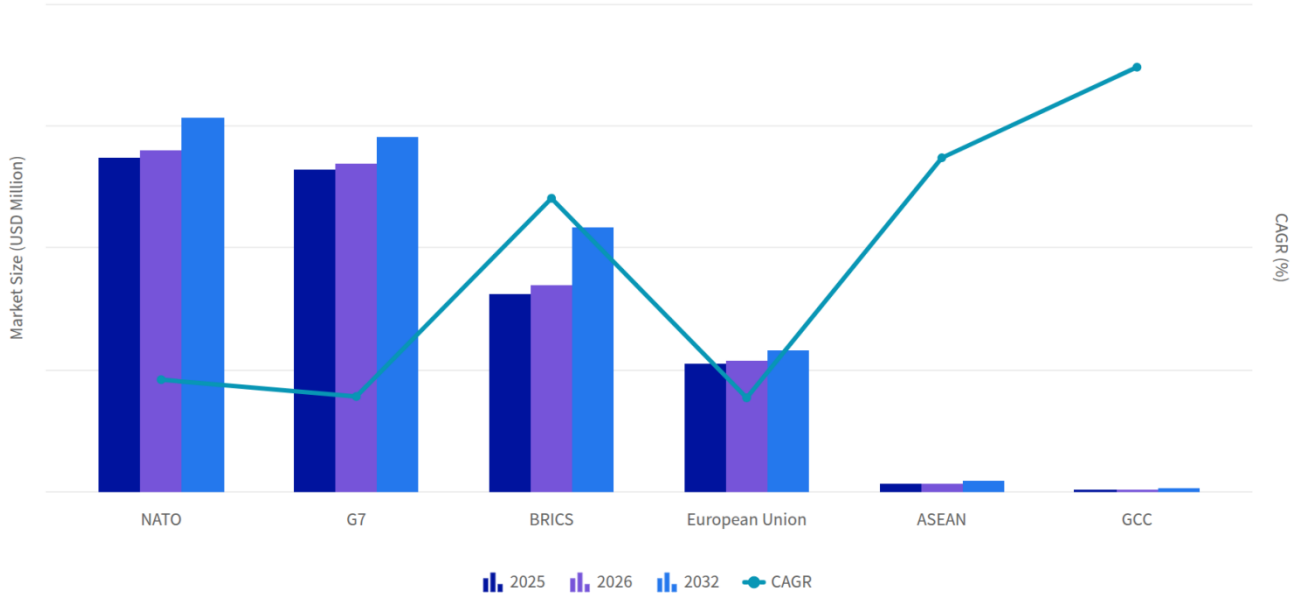

Table 381. Global Book Printing & Packaging Services Market Size, by Group, 2017-2040 (USD Million)

Group	2017	2024	2025	2026	2027	2032	2040	CAGR (%)
ASEAN	xx.xx	xx.xx	xx.xx	xx.xx	xx.xx	xx.xx	xx.xx	xx.xx
BRICS	xx.xx	xx.xx	xx.xx	xx.xx	xx.xx	xx.xx	xx.xx	xx.xx
European Union	xx.xx	xx.xx	xx.xx	xx.xx	xx.xx	xx.xx	xx.xx	xx.xx
G7	xx.xx	xx.xx	xx.xx	xx.xx	xx.xx	xx.xx	xx.xx	xx.xx
GCC	xx.xx	xx.xx	xx.xx	xx.xx	xx.xx	xx.xx	xx.xx	xx.xx
NATO	xx.xx	xx.xx	xx.xx	xx.xx	xx.xx	xx.xx	xx.xx	xx.xx

Sources & Evidence

1. Printing and Publishing Contractors - How to Register

   · GPO maintains its own contractor-registration and evaluation process, supporting the national-procurement distinction within G7 analysis.
   ([gpo.gov](https://www.gpo.gov/how-to-work-with-us/vendors/how-to-register/printing-and-publishing-contractors))

2. Packaging waste - European Commission
   · The European Commission identifies August xx.xx 2026 as PPWR's application date and describes a directly applicable framework covering packaging irrespective of material or origin, with distinct requirement schedules.
   ([environment.ec.europa.eu](https://environment.ec.europa.eu/topics/waste-and-recycling/packaging-waste_en))
3. Global Connect | Ingram Content Group
   · Ingram distinguishes established United States reach from Global Connect partner markets and requires an agreement and title-specific territorial participation.
   ([resources.ingramcontent.com](https://resources.ingramcontent.com/publishers/global-connect))
4. Global Connect Brazil Market FAQ
   · Ingram identifies Meta Brasil as its Brazilian local network and describes printing integrated with logistics and book distribution. Only its own commercial relationship is used.
   ([marketing.ingramcontent.com](https://marketing.ingramcontent.com/mrkng/documents/publishers/global-connect-faq/market-faq-brazil.pdf))
5. Lightning Source Sharjah
   · Lightning Source Sharjah advertises UAE print-on-demand services and a gateway into Middle Eastern and North African markets; this is an offering description. ([lightningsource.ae](https://www.lightningsource.ae/))
6. Global Connect South Africa Market FAQ
   · Ingram identifies Cape Town-based Print On Demand as its South African local network and names retail channels. Only its commercial relationship is used.
   ([marketing.ingramcontent.com](https://marketing.ingramcontent.com/mrkng/documents/publishers/global-connect-faq/market-faq-south-africa.pdf))
7. Rules of Origin - Ministry of Investment, Trade and Industry
   · Malaysia's trade ministry states that ATIGA preferential treatment depends on origin qualification and applicable product-specific rules. ([miti.gov.my](https://www.miti.gov.my/index.php/pages/view/2071))
8. Info-communications Media Development Authority (IMDA) - Singapore Customs
   · Singapore requires a TradeNet import permit before publication shipments arrive, separately from origin-preference qualification.
   ([customs.gov.sg](https://www.customs.gov.sg/doing-business/quick-links-for-traders/tradenet/competent-authorities-requirements-for-controlled-items/info-communications-media-development-authority/))
9. GCC Customs Union Authority Headquarters Opening - April 14, 2025
   · The GCC's April xx.xx 2025 announcement describes the Customs Union Authority headquarters opening and continuing work to unify customs procedures and policies.
   ([gcc-sg.org](https://www.gcc-sg.org/en/MediaCenter/News/Pages/news-2025-xx.xx-xx.xx-xx.xx.aspx))
10. Service of Media Materials Entry Through the Country's Ports
    · The UAE distinguishes publication entry approval from commercial circulation permission, limiting assumptions about transferable gateway access.
    ([nma.gov.ae](https://www.nma.gov.ae/en/services/service-of-media-materials-entry-through-the-countrys-ports))
11. Australia-New Zealand Closer Economic Relations Trade Agreement (ANZCERTA)
    · New Zealand Customs explains ANZCERTA origin eligibility, Australia's exporter declaration, New Zealand importer evidence, and consideration of alternative qualifying agreements.
    ([customs.govt.nz](https://www.customs.govt.nz/information-releases-and-legislation/legislation/international-agreements/free-trade-agreements/australia-new-zealand-closer-economic-relations-trade-agreement-anzcerta))
12. Printing Companies and Printed Matter 041
    · Nordic Swan's printing category includes books and packaging; labeled printed matter can be produced only by licensed printing companies.
    ([nordic-swan-ecolabel.org](https://www.nordic-swan-ecolabel.org/criteria/printing-companies-and-printed-matter-xx.xx/))

13. Nordic Ecolabelling's Five Local Organisations / Companies

    · Nordic Swan is a joint scheme whose national organizations administer licensing and related activities in the Nordic countries.
    ([svanen.se](https://www.svanen.se/en/about-us/corporate-governance/organisation/nordic-ecolabellings-five-local-organisationscompanies/))

14. The BRICS Group: Overview and Recent Expansion

    · The parliamentary briefing describes BRICS as an informal grouping without a founding treaty or permanent secretariat. Its unrelated third-party statistical claims are not used.
    ([commonslibrary.parliament.uk](https://commonslibrary.parliament.uk/research-briefings/cbp-xx.xx/))

15. 出版管理条例 - Regulations on the Administration of Publishing, Revised December 6, 2024

    · China separately regulates publication-printing authorization, illustrating a national business-role qualification. ([xzfg.moj.gov.cn](https://xzfg.moj.gov.cn/mobile/law/detail?LawID=xx.xx))

16. Realizar Inscrição de Fornecedores de Livros ao PNLD

    · Brazil's PNLD registration concerns rights-holding companies offering publications, a different qualification from printing authorization.
    ([gov.br](https://www.gov.br/pt-br/servicos/realizar-inscricao-de-fornecedores-de-livros-ao-pnld?id=xx.xx&origem=servico))

17. Canada and the G7

    · Canada describes the G7 as an informal partnership operating by consensus without a treaty or permanent secretariat.
    ([international.gc.ca](https://www.international.gc.ca/world-monde/international_relations-relations_internationales/g7/index.aspx?lang=eng))

18. Extended Producer Responsibility for Packaging: Recycling Obligations and Waste Disposal Fees

    · The United Kingdom maintains packaging producer-responsibility obligations, illustrating a distinct national requirement within G7 contracting.
    ([gov.uk](https://www.gov.uk/guidance/extended-producer-responsibility-for-packaging-recycling-obligations-and-waste-disposal-fees))

19. Procurement Opportunities

    · NATO states that individual calls specify eligibility and that opportunities generally concern firms registered in member nations, with possible exceptions.
    ([nato.int](https://www.nato.int/en/work-with-us/business-and-project-opportunities/procurement-opportunities))

20. Procurement of a Framework Agreement for Printing Services - 2nd Publication

    · The September xx.xx 2026 Norwegian framework notice includes books, graphical preparation, storage, packing, assembly, and information-security requirements. It is an invitation, not evidence of an award.
    ([op.europa.eu](https://op.europa.eu/en/web/public-procurement/procurement-details/-/procurement/016d954c-cb93-40f6-a384-e135772c2a92))

21. European Book Publishing Statistics 2024

    · Evidence informing the 2024 market-value input; displayed series and growth include calculations: European publishers reported approximately EUR xx.xx of net book-sales revenue in 2024. The disclosed ebook and audiobook proportions inform the modeled xx.xx% physical-book revenue proportion; publisher revenue is an input, not printing-service revenue.

    · Evidence informing the 2025 market-value input; displayed series and growth include calculations: The 2024 publisher-revenue and format observations provide the European demand input carried into the 2025 estimate.

22. The Global Publishing Industry in 2022
    - Evidence informing the 2024 market-value input; displayed series and growth include calculations: Table xx.xx supplies country-level publishing revenues and identifies differences between retail-value, publisher-revenue, print-only and prior-year observations. Selected non-European country observations are adjusted for physical formats and period before estimating production spending.
    - Evidence informing the 2025 market-value input; displayed series and growth include calculations: The selected country observations contribute to the demand pool underlying the 2025 working estimate. Nielsen retail datasets elsewhere in the publication are not used.
23. 2024 年新闻出版统计公报
    - Evidence informing the 2024 market-value input; displayed series and growth include calculations: For 2024, the official table reports xx.xx book copies or sheets and CNY xx.xx of book-publishing revenue. These constrain the demand bridge and historical contraction, rather than directly measuring printing-service sales.
    - Evidence informing the 2025 market-value input; displayed series and growth include calculations: The 2024 book-publishing observation supplies the Chinese demand primitive for the 2025 model.
24. Foreign Exchange Rates - G.5A Annual, January 5, 2026
    - Evidence informing the 2024 market-value input; displayed series and growth include calculations: The official 2024 annual-average conversion inputs are USD xx.xx per EUR, CNY xx.xx per USD and CAD xx.xx per USD.
    - Evidence informing the 2025 market-value input; displayed series and growth include calculations: The exchange-rate table establishes the conversion basis of the preceding-year demand inputs used in the 2025 estimate; subsequent effective-USD price assumptions are modeled separately.
25. Book publishing industry, 2024 - Statistics Canada
    - Evidence informing the 2024 market-value input; displayed series and growth include calculations: Canadian publishers reported CAD xx.xx of print sales outside the online category and CAD xx.xx of online print sales in 2024. Their sum, rather than total operating revenue, supplies the physical-book demand input.
    - Evidence informing the 2025 market-value input; displayed series and growth include calculations: Reported cost of goods sold of CAD xx.xx, up CAD xx.xx from 2022, supplies a cost-pressure cross-check, not a directly attributable printing-services total.
26. U.S. Census Bureau - Books Printing: Shipments, annual table
    - Evidence informing the 2017 market-value input; displayed series and growth include calculations: U.S. books-printing shipments were USD xx.xx in 2017; this is a national production anchor for the historical model.
    - Evidence informing the 2018 market-value input; displayed series and growth include calculations: U.S. books-printing shipments were USD xx.xx in 2018.
    - Evidence informing the 2019 market-value input; displayed series and growth include calculations: U.S. books-printing shipments were USD xx.xx in 2019.
    - Evidence informing the 2020 market-value input; displayed series and growth include calculations: U.S. books-printing shipments were USD xx.xx in 2020.
    - Evidence informing the 2021 market-value input; displayed series and growth include calculations: U.S. books-printing shipments were USD xx.xx in 2021.
    - Evidence informing the 2022 market-value input; displayed series and growth include calculations: U.S. books-printing shipments were USD xx.xx in 2022.
    - Evidence informing the 2024 market-value input; displayed series and growth include calculations: U.S. books-printing shipments were USD xx.xx in 2024. This national industrial measure is narrower than the composite global service boundary.
27. U.S. Census Bureau - Book Publishers, All Establishments: Revenue, annual table
    - Evidence informing the 2024 market-value input; displayed series and growth include calculations: The Census annual series reports USD xx.xx of U.S. book-publisher revenue for 2024. A modeled xx.xx% physical-book proportion excludes digital and other adjacent receipts.
    - Evidence informing the 2025 market-value input; displayed series and growth include calculations: The 2024 Census observation replaces an older survey-based U.S. revenue bridge in the demand pool underlying 2025.

28. Scholastic Corporation - Form 10-K for the year ended May 31, 2025
    - Evidence informing the 2024 market-value input; displayed series and growth include calculations: Scholastic's fiscal 2024 product, service, production and inventory-reserve costs were xx.xx% of revenue; postage, freight, shipping, fulfillment and other costs were xx.xx%. These broad categories constrain, but do not directly establish, eligible outsourced-service spending.
    - Evidence informing the 2025 market-value input; displayed series and growth include calculations: The corresponding fiscal 2025 proportions were xx.xx% and xx.xx%. Royalties and prepublication amortization are separately disclosed, allowing their exclusion from the service-market bridge.
29. CEWE achieves all targets in 2025 and aims to further increase revenue and earnings in 2026
    - Evidence informing the 2025 market-value input; displayed series and growth include calculations: CEWE reported xx.xx CEWE PHOTOBOOK copies in 2025 versus xx.xx in 2024, supporting a positive specialty-book volume assumption without establishing global adoption.
    - Evidence informing the 2026 market-value input; displayed series and growth include calculations: Observed 2025 photobook growth informs the specialty-demand assumption for 2026; the market value remains modeled.
    - Evidence informing the 2032 market-value input; displayed series and growth include calculations: The observed specialty-book activity is a starting condition for the forecast, not independent proof of continued growth through 2032.
    - Evidence informing the 2040 market-value input; displayed series and growth include calculations: The forecast explicitly slows specialty-demand growth after 2032; this source supplies the initial commercial observation, not the long-term growth rate.
30. Paperback Printing Cost - Kindle Direct Publishing
    - Evidence informing the 2025 market-value input; displayed series and growth include calculations: The inspected U.S. paperback schedule charges USD xx.xx plus USD xx.xx per page for the specified regular-trim black-ink category. It provides a contemporary commercial price comparison for the assumed USD xx.xx self-publishing production receipt, not an observed historical price or volume.
    - Evidence informing the 2026 market-value input; displayed series and growth include calculations: The schedule distinguishes printing charges from royalties and retail list prices, supporting the production-receipt boundary used in the estimate.
31. European Book Publishing Statistics 2017
    - Evidence informing the 2017 market-value input; displayed series and growth include calculations: The association's primary survey reports approximately EUR xx.xx of European net publisher revenue for 2017, constraining the pre-pandemic demand level.
32. European Book Publishing Statistics 2019
    - Evidence informing the 2018 market-value input; displayed series and growth include calculations: The association reports approximately EUR xx.xx of publisher revenue for 2018.
    - Evidence informing the 2019 market-value input; displayed series and growth include calculations: The association reports approximately EUR xx.xx for 2019 and identifies a questionnaire change that limits exact comparability with earlier observations.
33. 2021 年新闻出版产业分析报告
    - Evidence informing the 2020 market-value input; displayed series and growth include calculations: The official report's 2021 comparison identifies a substantial rebound from 2020, constraining the pandemic-recovery bridge.
    - Evidence informing the 2021 market-value input; displayed series and growth include calculations: China reported xx.xx book copies or sheets in 2021, up xx.xx%; the report also distinguishes textbook output and reprints.
34. European Book Publishing Statistics 2023
    - Evidence informing the 2022 market-value input; displayed series and growth include calculations: European net publisher revenue was approximately EUR xx.xx in 2022; the association describes paper-cost pressure and price-led growth.

19.1. NATO

Table 382. NATO Book Printing & Packaging Services Market, by Country growth contribution, 2025-2032

Category	2025 value (USD Million)	2032 value (USD Million)	Added value (USD Million)	2025 share (%)	2032 share (%)	Change (pp)	Growth share (%)	CAGR (%)
Albania	xx.xx	xx.xx	xx.xx	xx.xx	xx.xx	xx.xx	xx.xx	xx.xx
Belgium	xx.xx	xx.xx	xx.xx	xx.xx	xx.xx	xx.xx	xx.xx	xx.xx
Bulgaria	xx.xx	xx.xx	xx.xx	xx.xx	xx.xx	xx.xx	xx.xx	xx.xx
Canada	xx.xx	xx.xx	xx.xx	xx.xx	xx.xx	xx.xx	xx.xx	xx.xx
Croatia	xx.xx	xx.xx	xx.xx	xx.xx	xx.xx	xx.xx	xx.xx	xx.xx
Czech Republic	xx.xx	xx.xx	xx.xx	xx.xx	xx.xx	xx.xx	xx.xx	xx.xx
Denmark	xx.xx	xx.xx	xx.xx	xx.xx	xx.xx	xx.xx	xx.xx	xx.xx
Estonia	xx.xx	xx.xx	xx.xx	xx.xx	xx.xx	xx.xx	xx.xx	xx.xx
Finland	xx.xx	xx.xx	xx.xx	xx.xx	xx.xx	xx.xx	xx.xx	xx.xx
France	xx.xx	xx.xx	xx.xx	xx.xx	xx.xx	xx.xx	xx.xx	xx.xx
Germany	xx.xx	xx.xx	xx.xx	xx.xx	xx.xx	xx.xx	xx.xx	xx.xx
Greece	xx.xx	xx.xx	xx.xx	xx.xx	xx.xx	xx.xx	xx.xx	xx.xx
Hungary	xx.xx	xx.xx	xx.xx	xx.xx	xx.xx	xx.xx	xx.xx	xx.xx
Iceland	xx.xx	xx.xx	xx.xx	xx.xx	xx.xx	xx.xx	xx.xx	xx.xx
Italy	xx.xx	xx.xx	xx.xx	xx.xx	xx.xx	xx.xx	xx.xx	xx.xx
Latvia	xx.xx	xx.xx	xx.xx	xx.xx	xx.xx	xx.xx	xx.xx	xx.xx
Lithuania	xx.xx	xx.xx	xx.xx	xx.xx	xx.xx	xx.xx	xx.xx	xx.xx
Luxembourg	xx.xx	xx.xx	xx.xx	xx.xx	xx.xx	xx.xx	xx.xx	xx.xx
Montenegro	xx.xx	xx.xx	xx.xx	xx.xx	xx.xx	xx.xx	xx.xx	xx.xx
Netherlands	xx.xx	xx.xx	xx.xx	xx.xx	xx.xx	xx.xx	xx.xx	xx.xx
North Macedonia	xx.xx	xx.xx	xx.xx	xx.xx	xx.xx	xx.xx	xx.xx	xx.xx
Norway	xx.xx	xx.xx	xx.xx	xx.xx	xx.xx	xx.xx	xx.xx	xx.xx
Poland	xx.xx	xx.xx	xx.xx	xx.xx	xx.xx	xx.xx	xx.xx	xx.xx
Portugal	xx.xx	xx.xx	xx.xx	xx.xx	xx.xx	xx.xx	xx.xx	xx.xx
Romania	xx.xx	xx.xx	xx.xx	xx.xx	xx.xx	xx.xx	xx.xx	xx.xx
Slovakia	xx.xx	xx.xx	xx.xx	xx.xx	xx.xx	xx.xx	xx.xx	xx.xx
Slovenia	xx.xx	xx.xx	xx.xx	xx.xx	xx.xx	xx.xx	xx.xx	xx.xx
Spain	xx.xx	xx.xx	xx.xx	xx.xx	xx.xx	xx.xx	xx.xx	xx.xx
Sweden	xx.xx	xx.xx	xx.xx	xx.xx	xx.xx	xx.xx	xx.xx	xx.xx

Table 382 - continued

Category	2025 value (USD Million)	2032 value (USD Million)	Added value (USD Million)	2025 share (%)	2032 share (%)	Change (pp)	Growth share (%)	CAGR (%)
Turkey	xx.xx	xx.xx	xx.xx	xx.xx	xx.xx	xx.xx	xx.xx	xx.xx
United Kingdom	xx.xx	xx.xx	xx.xx	xx.xx	xx.xx	xx.xx	xx.xx	xx.xx
United States	xx.xx	xx.xx	xx.xx	xx.xx	xx.xx	xx.xx	xx.xx	xx.xx
Scope total	**xx.xx**	**xx.xx**	**xx.xx**	**xx.xx**	**xx.xx**	**xx.xx**	**xx.xx**	**xx.xx**

Table 383. NATO Book Printing & Packaging Services Market Size, by Group, 2017-2040 (USD Million)

Group	2017	2024	2025	2026	2027	2032	2040	CAGR (%)
Albania	xx.xx	xx.xx	xx.xx	xx.xx	xx.xx	xx.xx	xx.xx	xx.xx
Belgium	xx.xx	xx.xx	xx.xx	xx.xx	xx.xx	xx.xx	xx.xx	xx.xx
Bulgaria	xx.xx	xx.xx	xx.xx	xx.xx	xx.xx	xx.xx	xx.xx	xx.xx
Canada	xx.xx	xx.xx	xx.xx	xx.xx	xx.xx	xx.xx	xx.xx	xx.xx
Croatia	xx.xx	xx.xx	xx.xx	xx.xx	xx.xx	xx.xx	xx.xx	xx.xx
Czech Republic	xx.xx	xx.xx	xx.xx	xx.xx	xx.xx	xx.xx	xx.xx	xx.xx
Denmark	xx.xx	xx.xx	xx.xx	xx.xx	xx.xx	xx.xx	xx.xx	xx.xx
Estonia	xx.xx	xx.xx	xx.xx	xx.xx	xx.xx	xx.xx	xx.xx	xx.xx
Finland	xx.xx	xx.xx	xx.xx	xx.xx	xx.xx	xx.xx	xx.xx	xx.xx
France	xx.xx	xx.xx	xx.xx	xx.xx	xx.xx	xx.xx	xx.xx	xx.xx
Germany	xx.xx	xx.xx	xx.xx	xx.xx	xx.xx	xx.xx	xx.xx	xx.xx
Greece	xx.xx	xx.xx	xx.xx	xx.xx	xx.xx	xx.xx	xx.xx	xx.xx
Hungary	xx.xx	xx.xx	xx.xx	xx.xx	xx.xx	xx.xx	xx.xx	xx.xx
Iceland	xx.xx	xx.xx	xx.xx	xx.xx	xx.xx	xx.xx	xx.xx	xx.xx
Italy	xx.xx	xx.xx	xx.xx	xx.xx	xx.xx	xx.xx	xx.xx	xx.xx
Latvia	xx.xx	xx.xx	xx.xx	xx.xx	xx.xx	xx.xx	xx.xx	xx.xx
Lithuania	xx.xx	xx.xx	xx.xx	xx.xx	xx.xx	xx.xx	xx.xx	xx.xx
Luxembourg	xx.xx	xx.xx	xx.xx	xx.xx	xx.xx	xx.xx	xx.xx	xx.xx
Montenegro	xx.xx	xx.xx	xx.xx	xx.xx	xx.xx	xx.xx	xx.xx	xx.xx
Netherlands	xx.xx	xx.xx	xx.xx	xx.xx	xx.xx	xx.xx	xx.xx	xx.xx
North Macedonia	xx.xx	xx.xx	xx.xx	xx.xx	xx.xx	xx.xx	xx.xx	xx.xx
Norway	xx.xx	xx.xx	xx.xx	xx.xx	xx.xx	xx.xx	xx.xx	xx.xx
Poland	xx.xx	xx.xx	xx.xx	xx.xx	xx.xx	xx.xx	xx.xx	xx.xx

Table 383 - continued

Group	2017	2024	2025	2026	2027	2032	2040	CAGR (%)
Portugal	xx.xx	xx.xx	xx.xx	xx.xx	xx.xx	xx.xx	xx.xx	xx.xx
Romania	xx.xx	xx.xx	xx.xx	xx.xx	xx.xx	xx.xx	xx.xx	xx.xx
Slovakia	xx.xx	xx.xx	xx.xx	xx.xx	xx.xx	xx.xx	xx.xx	xx.xx
Slovenia	xx.xx	xx.xx	xx.xx	xx.xx	xx.xx	xx.xx	xx.xx	xx.xx
Spain	xx.xx	xx.xx	xx.xx	xx.xx	xx.xx	xx.xx	xx.xx	xx.xx
Sweden	xx.xx	xx.xx	xx.xx	xx.xx	xx.xx	xx.xx	xx.xx	xx.xx
Turkey	xx.xx	xx.xx	xx.xx	xx.xx	xx.xx	xx.xx	xx.xx	xx.xx
United Kingdom	xx.xx	xx.xx	xx.xx	xx.xx	xx.xx	xx.xx	xx.xx	xx.xx
United States	xx.xx	xx.xx	xx.xx	xx.xx	xx.xx	xx.xx	xx.xx	xx.xx

Table 384. NATO Book Printing & Packaging Services Market Size, by Service Offering, 2017-2040 (USD Million)

Service Offering	2017	2024	2025	2026	2027	2032	2040	CAGR (%)
Book Packaging Production	xx.xx	xx.xx	xx.xx	xx.xx	xx.xx	xx.xx	xx.xx	xx.xx
Book Packing & Kitting	xx.xx	xx.xx	xx.xx	xx.xx	xx.xx	xx.xx	xx.xx	xx.xx
Book Printing	xx.xx	xx.xx	xx.xx	xx.xx	xx.xx	xx.xx	xx.xx	xx.xx
Bookbinding & Finishing	xx.xx	xx.xx	xx.xx	xx.xx	xx.xx	xx.xx	xx.xx	xx.xx
Prepress Services	xx.xx	xx.xx	xx.xx	xx.xx	xx.xx	xx.xx	xx.xx	xx.xx
Print Production Management	xx.xx	xx.xx	xx.xx	xx.xx	xx.xx	xx.xx	xx.xx	xx.xx
Production-Linked Fulfillment	xx.xx	xx.xx	xx.xx	xx.xx	xx.xx	xx.xx	xx.xx	xx.xx
Total	**xx.xx**	**xx.xx**	**xx.xx**	**xx.xx**	**xx.xx**	**xx.xx**	**xx.xx**	**xx.xx**

Table 385. NATO Book Printing & Packaging Services Market Size, by Book Format, 2017-2040 (USD Million)

Book Format	2017	2024	2025	2026	2027	2032	2040	CAGR (%)
Accordion-Fold Books	xx.xx	xx.xx	xx.xx	xx.xx	xx.xx	xx.xx	xx.xx	xx.xx
Bath Books	xx.xx	xx.xx	xx.xx	xx.xx	xx.xx	xx.xx	xx.xx	xx.xx
Board Books	xx.xx	xx.xx	xx.xx	xx.xx	xx.xx	xx.xx	xx.xx	xx.xx
Foam Books	xx.xx	xx.xx	xx.xx	xx.xx	xx.xx	xx.xx	xx.xx	xx.xx
Hardcover Books	xx.xx	xx.xx	xx.xx	xx.xx	xx.xx	xx.xx	xx.xx	xx.xx
Loose-Leaf Books	xx.xx	xx.xx	xx.xx	xx.xx	xx.xx	xx.xx	xx.xx	xx.xx
Paperback & Softcover Books	xx.xx	xx.xx	xx.xx	xx.xx	xx.xx	xx.xx	xx.xx	xx.xx
Saddle-Stitched Booklets	xx.xx	xx.xx	xx.xx	xx.xx	xx.xx	xx.xx	xx.xx	xx.xx
Slide-Bound Books	xx.xx	xx.xx	xx.xx	xx.xx	xx.xx	xx.xx	xx.xx	xx.xx
Textile Books	xx.xx	xx.xx	xx.xx	xx.xx	xx.xx	xx.xx	xx.xx	xx.xx
Wire, Coil & Comb-Bound Books	xx.xx	xx.xx	xx.xx	xx.xx	xx.xx	xx.xx	xx.xx	xx.xx
Total	**xx.xx**	**xx.xx**	**xx.xx**	**xx.xx**	**xx.xx**	**xx.xx**	**xx.xx**	**xx.xx**

Table 386. NATO Book Printing & Packaging Services Market Size, by Packaging Format, 2017-2040 (USD Million)

Packaging Format	2017	2024	2025	2026	2027	2032	2040	CAGR (%)
Bags & Pouches	xx.xx	xx.xx	xx.xx	xx.xx	xx.xx	xx.xx	xx.xx	xx.xx
Blister & Clamshell Packs	xx.xx	xx.xx	xx.xx	xx.xx	xx.xx	xx.xx	xx.xx	xx.xx
Boxes & Lidded Cases	xx.xx	xx.xx	xx.xx	xx.xx	xx.xx	xx.xx	xx.xx	xx.xx
Envelopes, Wallets & Folders	xx.xx	xx.xx	xx.xx	xx.xx	xx.xx	xx.xx	xx.xx	xx.xx
Film & Paper Wraps	xx.xx	xx.xx	xx.xx	xx.xx	xx.xx	xx.xx	xx.xx	xx.xx
Protective Inserts & Cushioning	xx.xx	xx.xx	xx.xx	xx.xx	xx.xx	xx.xx	xx.xx	xx.xx
Seals & Strapping	xx.xx	xx.xx	xx.xx	xx.xx	xx.xx	xx.xx	xx.xx	xx.xx
Sleeves & Wraparound Bands	xx.xx	xx.xx	xx.xx	xx.xx	xx.xx	xx.xx	xx.xx	xx.xx
Slipcases	xx.xx	xx.xx	xx.xx	xx.xx	xx.xx	xx.xx	xx.xx	xx.xx
Others	xx.xx	xx.xx	xx.xx	xx.xx	xx.xx	xx.xx	xx.xx	xx.xx
Total	**xx.xx**	**xx.xx**	**xx.xx**	**xx.xx**	**xx.xx**	**xx.xx**	**xx.xx**	**xx.xx**

Table 387. NATO Book Printing & Packaging Services Market Size, by Printing Technology, 2017-2040 (USD Million)

Printing Technology	2017	2024	2025	2026	2027	2032	2040	CAGR (%)
Braille Embossing	xx.xx	xx.xx	xx.xx	xx.xx	xx.xx	xx.xx	xx.xx	xx.xx
Digital Printing	xx.xx	xx.xx	xx.xx	xx.xx	xx.xx	xx.xx	xx.xx	xx.xx
Flexographic Printing	xx.xx	xx.xx	xx.xx	xx.xx	xx.xx	xx.xx	xx.xx	xx.xx
Gravure Printing	xx.xx	xx.xx	xx.xx	xx.xx	xx.xx	xx.xx	xx.xx	xx.xx
Letterpress Printing	xx.xx	xx.xx	xx.xx	xx.xx	xx.xx	xx.xx	xx.xx	xx.xx
Offset Lithography	xx.xx	xx.xx	xx.xx	xx.xx	xx.xx	xx.xx	xx.xx	xx.xx
Screen Printing	xx.xx	xx.xx	xx.xx	xx.xx	xx.xx	xx.xx	xx.xx	xx.xx
Silver-Halide Photographic Printing	xx.xx	xx.xx	xx.xx	xx.xx	xx.xx	xx.xx	xx.xx	xx.xx
Stencil Duplicator Printing	xx.xx	xx.xx	xx.xx	xx.xx	xx.xx	xx.xx	xx.xx	xx.xx
Others	xx.xx	xx.xx	xx.xx	xx.xx	xx.xx	xx.xx	xx.xx	xx.xx
Total	**xx.xx**	**xx.xx**	**xx.xx**	**xx.xx**	**xx.xx**	**xx.xx**	**xx.xx**	**xx.xx**

Table 388. NATO Book Printing & Packaging Services Market Size, by Offset Lithography, 2017-2040 (USD Million)

Offset Lithography	2017	2024	2025	2026	2027	2032	2040	CAGR (%)
Sheetfed Offset Printing	xx.xx	xx.xx	xx.xx	xx.xx	xx.xx	xx.xx	xx.xx	xx.xx
Web Offset Printing	xx.xx	xx.xx	xx.xx	xx.xx	xx.xx	xx.xx	xx.xx	xx.xx
Total	**xx.xx**	**xx.xx**	**xx.xx**	**xx.xx**	**xx.xx**	**xx.xx**	**xx.xx**	**xx.xx**

Table 389. NATO Book Printing & Packaging Services Market Size, by Digital Printing, 2017-2040 (USD Million)

Digital Printing	2017	2024	2025	2026	2027	2032	2040	CAGR (%)
Electrophotographic Printing	xx.xx	xx.xx	xx.xx	xx.xx	xx.xx	xx.xx	xx.xx	xx.xx
Inkjet Printing	xx.xx	xx.xx	xx.xx	xx.xx	xx.xx	xx.xx	xx.xx	xx.xx
Thermal Printing	xx.xx	xx.xx	xx.xx	xx.xx	xx.xx	xx.xx	xx.xx	xx.xx
Total	**xx.xx**	**xx.xx**	**xx.xx**	**xx.xx**	**xx.xx**	**xx.xx**	**xx.xx**	**xx.xx**

Table 390. NATO Book Printing & Packaging Services Market Size, by Publication Application, 2017-2040 (USD Million)

Publication Application	2017	2024	2025	2026	2027	2032	2040	CAGR (%)
Activity & Puzzle Books	xx.xx	xx.xx	xx.xx	xx.xx	xx.xx	xx.xx	xx.xx	xx.xx
Art & Photography Books	xx.xx	xx.xx	xx.xx	xx.xx	xx.xx	xx.xx	xx.xx	xx.xx
Commemorative & Personal Books	xx.xx	xx.xx	xx.xx	xx.xx	xx.xx	xx.xx	xx.xx	xx.xx
Educational & Training Books	xx.xx	xx.xx	xx.xx	xx.xx	xx.xx	xx.xx	xx.xx	xx.xx
General-Interest Books	xx.xx	xx.xx	xx.xx	xx.xx	xx.xx	xx.xx	xx.xx	xx.xx
Institutional & Corporate Books	xx.xx	xx.xx	xx.xx	xx.xx	xx.xx	xx.xx	xx.xx	xx.xx
Music Books & Scores	xx.xx	xx.xx	xx.xx	xx.xx	xx.xx	xx.xx	xx.xx	xx.xx
Religious & Devotional Books	xx.xx	xx.xx	xx.xx	xx.xx	xx.xx	xx.xx	xx.xx	xx.xx
Scholarly & Professional Books	xx.xx	xx.xx	xx.xx	xx.xx	xx.xx	xx.xx	xx.xx	xx.xx
Total	**xx.xx**	**xx.xx**	**xx.xx**	**xx.xx**	**xx.xx**	**xx.xx**	**xx.xx**	**xx.xx**

Table 391. NATO Book Printing & Packaging Services Market Size, by Educational & Training Books, 2017-2040 (USD Million)

Educational & Training Books	2017	2024	2025	2026	2027	2032	2040	CAGR (%)
Higher Education Textbooks	xx.xx	xx.xx	xx.xx	xx.xx	xx.xx	xx.xx	xx.xx	xx.xx
School Textbooks & Workbooks	xx.xx	xx.xx	xx.xx	xx.xx	xx.xx	xx.xx	xx.xx	xx.xx
Vocational & Continuing Education Books	xx.xx	xx.xx	xx.xx	xx.xx	xx.xx	xx.xx	xx.xx	xx.xx
Total	**xx.xx**	**xx.xx**	**xx.xx**	**xx.xx**	**xx.xx**	**xx.xx**	**xx.xx**	**xx.xx**

Table 392. NATO Book Printing & Packaging Services Market Size, by Commemorative & Personal Books, 2017-2040 (USD Million)

Commemorative & Personal Books	2017	2024	2025	2026	2027	2032	2040	CAGR (%)
Personal Photo & Memory Books	xx.xx	xx.xx	xx.xx	xx.xx	xx.xx	xx.xx	xx.xx	xx.xx
Yearbooks & Organizational Commemoratives	xx.xx	xx.xx	xx.xx	xx.xx	xx.xx	xx.xx	xx.xx	xx.xx
Total	**xx.xx**	**xx.xx**	**xx.xx**	**xx.xx**	**xx.xx**	**xx.xx**	**xx.xx**	**xx.xx**

Table 393. NATO Book Printing & Packaging Services Market Size, by Scholarly & Professional Books, 2017-2040 (USD Million)

Scholarly & Professional Books	2017	2024	2025	2026	2027	2032	2040	CAGR (%)
Professional & Technical Reference Books	xx.xx	xx.xx	xx.xx	xx.xx	xx.xx	xx.xx	xx.xx	xx.xx
Scholarly Research Books	xx.xx	xx.xx	xx.xx	xx.xx	xx.xx	xx.xx	xx.xx	xx.xx
Total	**xx.xx**	**xx.xx**	**xx.xx**	**xx.xx**	**xx.xx**	**xx.xx**	**xx.xx**	**xx.xx**

Table 394. NATO Book Printing & Packaging Services Market Size, by Buyer Type, 2017-2040 (USD Million)

Buyer Type	2017	2024	2025	2026	2027	2032	2040	CAGR (%)
Corporate & Commercial Buyers	xx.xx	xx.xx	xx.xx	xx.xx	xx.xx	xx.xx	xx.xx	xx.xx
Educational & Research Institutions	xx.xx	xx.xx	xx.xx	xx.xx	xx.xx	xx.xx	xx.xx	xx.xx
Government & Intergovernmental Bodies	xx.xx	xx.xx	xx.xx	xx.xx	xx.xx	xx.xx	xx.xx	xx.xx
Nonprofit & Membership Organizations	xx.xx	xx.xx	xx.xx	xx.xx	xx.xx	xx.xx	xx.xx	xx.xx
Print & Production Service Providers	xx.xx	xx.xx	xx.xx	xx.xx	xx.xx	xx.xx	xx.xx	xx.xx
Private Individuals & Households	xx.xx	xx.xx	xx.xx	xx.xx	xx.xx	xx.xx	xx.xx	xx.xx
Publishing Organizations	xx.xx	xx.xx	xx.xx	xx.xx	xx.xx	xx.xx	xx.xx	xx.xx
Self-Publishing Authors & Creators	xx.xx	xx.xx	xx.xx	xx.xx	xx.xx	xx.xx	xx.xx	xx.xx
Total	**xx.xx**	**xx.xx**	**xx.xx**	**xx.xx**	**xx.xx**	**xx.xx**	**xx.xx**	**xx.xx**

Table 395. NATO Book Printing & Packaging Services Market Size, by Production Model, 2017-2040 (USD Million)

Production Model	2017	2024	2025	2026	2027	2032	2040	CAGR (%)
Planned Stock Production	xx.xx	xx.xx	xx.xx	xx.xx	xx.xx	xx.xx	xx.xx	xx.xx
Print-on-Demand	xx.xx	xx.xx	xx.xx	xx.xx	xx.xx	xx.xx	xx.xx	xx.xx
Stock Replenishment	xx.xx	xx.xx	xx.xx	xx.xx	xx.xx	xx.xx	xx.xx	xx.xx
Total	**xx.xx**	**xx.xx**	**xx.xx**	**xx.xx**	**xx.xx**	**xx.xx**	**xx.xx**	**xx.xx**

Table 396. NATO Book Printing & Packaging Services Market Size, by Fulfillment Model, 2017-2040 (USD Million)

Fulfillment Model	2017	2024	2025	2026	2027	2032	2040	CAGR (%)
Consolidated Handoff	xx.xx	xx.xx	xx.xx	xx.xx	xx.xx	xx.xx	xx.xx	xx.xx
Distribution-List Delivery	xx.xx	xx.xx	xx.xx	xx.xx	xx.xx	xx.xx	xx.xx	xx.xx
Order-Level Fulfillment	xx.xx	xx.xx	xx.xx	xx.xx	xx.xx	xx.xx	xx.xx	xx.xx
Total	**xx.xx**	**xx.xx**	**xx.xx**	**xx.xx**	**xx.xx**	**xx.xx**	**xx.xx**	**xx.xx**

Table 397. NATO Book Printing & Packaging Services Market Size, by Procurement Channel, 2017-2040 (USD Million)

Procurement Channel	2017	2024	2025	2026	2027	2032	2040	CAGR (%)
Direct Provider Contracting	xx.xx	xx.xx	xx.xx	xx.xx	xx.xx	xx.xx	xx.xx	xx.xx
Intermediary-Led Contracting	xx.xx	xx.xx	xx.xx	xx.xx	xx.xx	xx.xx	xx.xx	xx.xx
Total	**xx.xx**	**xx.xx**	**xx.xx**	**xx.xx**	**xx.xx**	**xx.xx**	**xx.xx**	**xx.xx**

Table 398. NATO Book Printing & Packaging Services Market Size, by Print Run Length, 2017-2040 (USD Million)

Print Run Length	2017	2024	2025	2026	2027	2032	2040	CAGR (%)
Long Runs	xx.xx	xx.xx	xx.xx	xx.xx	xx.xx	xx.xx	xx.xx	xx.xx
Medium Runs	xx.xx	xx.xx	xx.xx	xx.xx	xx.xx	xx.xx	xx.xx	xx.xx
Short Runs	xx.xx	xx.xx	xx.xx	xx.xx	xx.xx	xx.xx	xx.xx	xx.xx
Single-Copy Runs	xx.xx	xx.xx	xx.xx	xx.xx	xx.xx	xx.xx	xx.xx	xx.xx
Total	**xx.xx**	**xx.xx**	**xx.xx**	**xx.xx**	**xx.xx**	**xx.xx**	**xx.xx**	**xx.xx**

Table 399. NATO Book Printing & Packaging Services Market Size, by Interior Color, 2017-2040 (USD Million)

Interior Color	2017	2024	2025	2026	2027	2032	2040	CAGR (%)
Black-and-White Interiors	xx.xx	xx.xx	xx.xx	xx.xx	xx.xx	xx.xx	xx.xx	xx.xx
Full-Color Interiors	xx.xx	xx.xx	xx.xx	xx.xx	xx.xx	xx.xx	xx.xx	xx.xx
Spot-Color Interiors	xx.xx	xx.xx	xx.xx	xx.xx	xx.xx	xx.xx	xx.xx	xx.xx
Total	**xx.xx**	**xx.xx**	**xx.xx**	**xx.xx**	**xx.xx**	**xx.xx**	**xx.xx**	**xx.xx**

Sources & Evidence

1. European Book Publishing Statistics 2024
   - Evidence informing the 2024 market-value input; displayed series and growth include calculations: European publishers reported approximately EUR xx.xx of net book-sales revenue in 2024. The disclosed ebook and audiobook proportions inform the modeled xx.xx% physical-book revenue proportion; publisher revenue is an input, not printing-service revenue.
   - Evidence informing the 2025 market-value input; displayed series and growth include calculations: The 2024 publisher-revenue and format observations provide the European demand input carried into the 2025 estimate.

2. The Global Publishing Industry in 2022

- Evidence informing the 2024 market-value input; displayed series and growth include calculations: Table xx.xx supplies country-level publishing revenues and identifies differences between retail-value, publisher-revenue, print-only and prior-year observations. Selected non-European country observations are adjusted for physical formats and period before estimating production spending.
- Evidence informing the 2025 market-value input; displayed series and growth include calculations: The selected country observations contribute to the demand pool underlying the 2025 working estimate. Nielsen retail datasets elsewhere in the publication are not used.
- Evidence informing base-year allocation inputs; displayed values and growth are calculated: Primary survey sector differences constrain the education-adjusted hardcover proxy.
- Evidence informing forecast-year allocation inputs; displayed values and growth are calculated: Primary survey sector differences constrain the education-adjusted hardcover proxy.
- Evidence informing base-year allocation inputs; displayed values and growth are calculated: Educational/trade differences qualify extrapolation of U.S. consumer-format revenue.
- Evidence informing forecast-year allocation inputs; displayed values and growth are calculated: Educational/trade differences qualify extrapolation of U.S. consumer-format revenue.
- Evidence informing base-year allocation inputs; displayed values and growth are calculated: USD xx.xx of surveyed children's publishing revenue anchors the modeled specialty demand pool, not supplier receipts.
- Evidence informing forecast-year allocation inputs; displayed values and growth are calculated: USD xx.xx of surveyed children's publishing revenue anchors the modeled specialty demand pool, not supplier receipts.
- Evidence informing base-year allocation inputs; displayed values and growth are calculated: Sector data constrain the commissioning-pool proxy; mechanical incidence remains assumed.
- Evidence informing forecast-year allocation inputs; displayed values and growth are calculated: Sector data constrain the commissioning-pool proxy; mechanical incidence remains assumed.
- Evidence informing base-year allocation inputs; displayed values and growth are calculated: Educational demand supplies a common economic anchor; loose-leaf incidence remains modeled.
- Evidence informing forecast-year allocation inputs; displayed values and growth are calculated: Educational demand supplies a common economic anchor; loose-leaf incidence remains modeled.
- Evidence informing base-year allocation inputs; displayed values and growth are calculated: Sector observations constrain the educational short-book commissioning pool.
- Evidence informing forecast-year allocation inputs; displayed values and growth are calculated: Sector observations constrain the educational short-book commissioning pool.
- Evidence informing base-year allocation inputs; displayed values and growth are calculated: The commissioning-pool anchor supports an explicit sparse-format incidence model.
- Evidence informing forecast-year allocation inputs; displayed values and growth are calculated: The commissioning-pool anchor supports an explicit sparse-format incidence model.
- Evidence informing base-year allocation inputs; displayed values and growth are calculated: Children's demand anchors the accordion working estimate, not observed accordion orders.
- Evidence informing forecast-year allocation inputs; displayed values and growth are calculated: Children's demand anchors the accordion working estimate, not observed accordion orders.
- Evidence informing base-year allocation inputs; displayed values and growth are calculated: Children's demand anchors assumed textile-book order incidence.
- Evidence informing forecast-year allocation inputs; displayed values and growth are calculated: Children's demand anchors assumed textile-book order incidence.
- Evidence informing base-year allocation inputs; displayed values and growth are calculated: Children's demand anchors assumed bath-book order incidence.
- Evidence informing forecast-year allocation inputs; displayed values and growth are calculated: Children's demand anchors assumed bath-book order incidence.
- Evidence informing base-year allocation inputs; displayed values and growth are calculated: Children's demand anchors assumed foam-book order incidence.
- Evidence informing forecast-year allocation inputs; displayed values and growth are calculated: Children's demand anchors assumed foam-book order incidence.
- Evidence informing base-year allocation inputs; displayed values and growth are calculated: The original publishing survey documents country-level trade/education revenue differences used to constrain the modeled physical-publishing mix; it does not directly measure service shares.
- Evidence informing forecast-year allocation inputs; displayed values and growth are calculated: The original publishing survey documents country-level trade/education revenue differences used to constrain the modeled physical-publishing mix; it does not directly measure service shares.

3. 2024 年新闻出版统计公报

- Evidence informing the 2024 market-value input; displayed series and growth include calculations: For 2024, the official table reports xx.xx book copies or sheets and CNY xx.xx of book-publishing revenue. These constrain the demand bridge and historical contraction, rather than directly measuring printing-service sales.
- Evidence informing the 2025 market-value input; displayed series and growth include calculations: The 2024 book-publishing observation supplies the Chinese demand primitive for the 2025 model.
- Evidence informing base-year allocation inputs; displayed values and growth are calculated: Official 2024 output of xx.xx copies/sheets constrains total modeled publisher activity; it does not disclose single-copy production.
- Evidence informing forecast-year allocation inputs; displayed values and growth are calculated: Official 2024 output of xx.xx copies/sheets constrains total modeled publisher activity; it does not disclose single-copy production.
- Evidence informing base-year allocation inputs; displayed values and growth are calculated: Aggregate copies and annual title output constrain the shared activity model, not an observed short-run share.
- Evidence informing forecast-year allocation inputs; displayed values and growth are calculated: Aggregate copies and annual title output constrain the shared activity model, not an observed short-run share.
- Evidence informing base-year allocation inputs; displayed values and growth are calculated: Aggregate production provides a scale check for the medium-run assumption; annual copies per title are not individual batches.
- Evidence informing forecast-year allocation inputs; displayed values and growth are calculated: Aggregate production provides a scale check for the medium-run assumption; annual copies per title are not individual batches.
- Evidence informing base-year allocation inputs; displayed values and growth are calculated: Approximately xx.xx annual copies per title constrain the long-run scenario without proving its batch mix or forecast.
- Evidence informing forecast-year allocation inputs; displayed values and growth are calculated: Approximately xx.xx annual copies per title constrain the long-run scenario without proving its batch mix or forecast.

4. Foreign Exchange Rates - G.5A Annual, January 5, 2026

- Evidence informing the 2024 market-value input; displayed series and growth include calculations: The official 2024 annual-average conversion inputs are USD xx.xx per EUR, CNY xx.xx per USD and CAD xx.xx per USD.
- Evidence informing the 2025 market-value input; displayed series and growth include calculations: The exchange-rate table establishes the conversion basis of the preceding-year demand inputs used in the 2025 estimate; subsequent effective-USD price assumptions are modeled separately.

5. Book publishing industry, 2024 - Statistics Canada
   - Evidence informing the 2024 market-value input; displayed series and growth include calculations: Canadian publishers reported CAD xx.xx of print sales outside the online category and CAD xx.xx of online print sales in 2024. Their sum, rather than total operating revenue, supplies the physical-book demand input.
   - Evidence informing the 2025 market-value input; displayed series and growth include calculations: Reported cost of goods sold of CAD xx.xx, up CAD xx.xx from 2022, supplies a cost-pressure cross-check, not a directly attributable printing-services total.
   - Evidence informing base-year allocation inputs; displayed values and growth are calculated: CAD xx.xx plus CAD xx.xx of print sales supplies a physical-book commissioning proxy; digital growth constrains the forecast mix. ([www150.statcan.gc.ca](https://www150.statcan.gc.ca/n1/daily-quotidien/xx.xx/dq260205b-eng.pdf))
   - Evidence informing forecast-year allocation inputs; displayed values and growth are calculated: CAD xx.xx plus CAD xx.xx of print sales supplies a physical-book commissioning proxy; digital growth constrains the forecast mix. ([www150.statcan.gc.ca](https://www150.statcan.gc.ca/n1/daily-quotidien/xx.xx/dq260205b-eng.pdf))
   - Evidence informing base-year allocation inputs; displayed values and growth are calculated: Canadian online versus other print-sales values constrain parcel exposure, with explicit value-to-unit and geographic limitations.
   - Evidence informing forecast-year allocation inputs; displayed values and growth are calculated: Canadian online versus other print-sales values constrain parcel exposure, with explicit value-to-unit and geographic limitations.
   - Evidence informing base-year allocation inputs; displayed values and growth are calculated: The print-channel value mix supplies a limited parcel-demand proxy, not observed envelope purchases.
   - Evidence informing forecast-year allocation inputs; displayed values and growth are calculated: The print-channel value mix supplies a limited parcel-demand proxy, not observed envelope purchases.
   - Evidence informing base-year allocation inputs; displayed values and growth are calculated: The print-channel value mix supplies a limited parcel-demand proxy, not observed bag purchases.
   - Evidence informing forecast-year allocation inputs; displayed values and growth are calculated: The print-channel value mix supplies a limited parcel-demand proxy, not observed bag purchases.
   - Evidence informing base-year allocation inputs; displayed values and growth are calculated: Modest observed online-print growth qualifies aggressive parcel-related wrapping assumptions.
   - Evidence informing forecast-year allocation inputs; displayed values and growth are calculated: Modest observed online-print growth qualifies aggressive parcel-related wrapping assumptions.
   - Evidence informing base-year allocation inputs; displayed values and growth are calculated: Channel activity constrains the modeled delivery-pack population requiring separate protection.
   - Evidence informing forecast-year allocation inputs; displayed values and growth are calculated: Channel activity constrains the modeled delivery-pack population requiring separate protection.
   - Evidence informing base-year allocation inputs; displayed values and growth are calculated: Channel activity constrains the modeled delivery-pack population requiring closures.
   - Evidence informing forecast-year allocation inputs; displayed values and growth are calculated: Channel activity constrains the modeled delivery-pack population requiring closures.

6. U.S. Census Bureau - Books Printing: Shipments, annual table
   - Evidence informing the 2017 market-value input; displayed series and growth include calculations: U.S. books-printing shipments were USD xx.xx in 2017; this is a national production anchor for the historical model.
   - Evidence informing the 2018 market-value input; displayed series and growth include calculations: U.S. books-printing shipments were USD xx.xx in 2018.
   - Evidence informing the 2019 market-value input; displayed series and growth include calculations: U.S. books-printing shipments were USD xx.xx in 2019.
   - Evidence informing the 2020 market-value input; displayed series and growth include calculations: U.S. books-printing shipments were USD xx.xx in 2020.
   - Evidence informing the 2021 market-value input; displayed series and growth include calculations: U.S. books-printing shipments were USD xx.xx in 2021.
   - Evidence informing the 2022 market-value input; displayed series and growth include calculations: U.S. books-printing shipments were USD xx.xx in 2022.
   - Evidence informing the 2024 market-value input; displayed series and growth include calculations: U.S. books-printing shipments were USD xx.xx in 2024. This national industrial measure is narrower than the composite global service boundary.
7. U.S. Census Bureau - Book Publishers, All Establishments: Revenue, annual table
   - Evidence informing the 2024 market-value input; displayed series and growth include calculations: The Census annual series reports USD xx.xx of U.S. book-publisher revenue for 2024. A modeled xx.xx% physical-book proportion excludes digital and other adjacent receipts.
   - Evidence informing the 2025 market-value input; displayed series and growth include calculations: The 2024 Census observation replaces an older survey-based U.S. revenue bridge in the demand pool underlying 2025.
   - Evidence informing base-year allocation inputs; displayed values and growth are calculated: The official Census revenue-series page defines the publisher-receipt measure underlying the retained U.S. input; the exact 2024 cell was not independently re-extracted. ([fred.stlouisfed.org](https://fred.stlouisfed.org/data/AIES51113RCT00US))
   - Evidence informing forecast-year allocation inputs; displayed values and growth are calculated: The official Census revenue-series page defines the publisher-receipt measure underlying the retained U.S. input; the exact 2024 cell was not independently re-extracted. ([fred.stlouisfed.org](https://fred.stlouisfed.org/data/AIES51113RCT00US))

8. Scholastic Corporation - Form 10-K for the year ended May 31, 2025

- Evidence informing the 2024 market-value input; displayed series and growth include calculations: Scholastic's fiscal 2024 product, service, production and inventory-reserve costs were xx.xx% of revenue; postage, freight, shipping, fulfillment and other costs were xx.xx%. These broad categories constrain, but do not directly establish, eligible outsourced-service spending.
- Evidence informing the 2025 market-value input; displayed series and growth include calculations: The corresponding fiscal 2025 proportions were xx.xx% and xx.xx%. Royalties and prepublication amortization are separately disclosed, allowing their exclusion from the service-market bridge.
- Evidence informing base-year allocation inputs; displayed values and growth are calculated: Fiscal-2025 product, service, production and inventory-reserve costs were xx.xx% of revenue. The broader cost category constrains the manufacturing spending boundary but does not directly disclose printing-service revenue.
- Evidence informing forecast-year allocation inputs; displayed values and growth are calculated: Fiscal-2025 product, service, production and inventory-reserve costs were xx.xx% of revenue. The broader cost category constrains the manufacturing spending boundary but does not directly disclose printing-service revenue.
- Evidence informing base-year allocation inputs; displayed values and growth are calculated: Prepublication amortization is disclosed separately from production costs, supporting exclusion of adjacent amortization rather than equating it with externally purchased prepress.
- Evidence informing forecast-year allocation inputs; displayed values and growth are calculated: Prepublication amortization is disclosed separately from production costs, supporting exclusion of adjacent amortization rather than equating it with externally purchased prepress.
- Evidence informing base-year allocation inputs; displayed values and growth are calculated: Postage, freight, shipping, fulfillment and other costs were xx.xx% of revenue in fiscal 2025 versus xx.xx% in fiscal 2024. This is a broad buyer-cost check, not an eligible outsourced-fulfillment share.
- Evidence informing forecast-year allocation inputs; displayed values and growth are calculated: Postage, freight, shipping, fulfillment and other costs were xx.xx% of revenue in fiscal 2025 versus xx.xx% in fiscal 2024. This is a broad buyer-cost check, not an eligible outsourced-fulfillment share.
- Evidence informing base-year allocation inputs; displayed values and growth are calculated: Outsourced manufacturing coexists with company-operated distribution. Fiscal-2025 production-related costs were xx.xx% of revenue, constraining the inherited spending bridge rather than directly measuring the assumed route fraction.
- Evidence informing forecast-year allocation inputs; displayed values and growth are calculated: Outsourced manufacturing coexists with company-operated distribution. Fiscal-2025 production-related costs were xx.xx% of revenue, constraining the inherited spending bridge rather than directly measuring the assumed route fraction.
- Evidence informing base-year allocation inputs; displayed values and growth are calculated: Book-club revenue was xx.xx% online-ordered and xx.xx% parent-ordered, while products typically went to classrooms. This challenges the use of online sales as a proxy for the external contractor's delivery model.
- Evidence informing forecast-year allocation inputs; displayed values and growth are calculated: Book-club revenue was xx.xx% online-ordered and xx.xx% parent-ordered, while products typically went to classrooms. This challenges the use of online sales as a proxy for the external contractor's delivery model.
- Evidence informing base-year allocation inputs; displayed values and growth are calculated: Direct printer-to-customer fulfillment is a disclosed option. Broader logistics/other costs were xx.xx% of revenue versus xx.xx% previously, providing a cost-boundary check but no global order-level share or service-price growth observation.
- Evidence informing forecast-year allocation inputs; displayed values and growth are calculated: Direct printer-to-customer fulfillment is a disclosed option. Broader logistics/other costs were xx.xx% of revenue versus xx.xx% previously, providing a cost-boundary check but no global order-level share or service-price growth observation.

9. CEWE achieves all targets in 2025 and aims to further increase revenue and earnings in 2026

- Evidence informing the 2025 market-value input; displayed series and growth include calculations: CEWE reported xx.xx CEWE PHOTOBOOK copies in 2025 versus xx.xx in 2024, supporting a positive specialty-book volume assumption without establishing global adoption.
- Evidence informing the 2026 market-value input; displayed series and growth include calculations: Observed 2025 photobook growth informs the specialty-demand assumption for 2026; the market value remains modeled.
- Evidence informing the 2032 market-value input; displayed series and growth include calculations: The observed specialty-book activity is a starting condition for the forecast, not independent proof of continued growth through 2032.
- Evidence informing the 2040 market-value input; displayed series and growth include calculations: The forecast explicitly slows specialty-demand growth after 2032; this source supplies the initial commercial observation, not the long-term growth rate.
- Evidence informing base-year allocation inputs; displayed values and growth are calculated: CEWE reports xx.xx photobooks in 2025 compared with xx.xx in 2024. This independently establishes specialty-book activity underlying the nonpublisher model, without establishing a global expansion factor.
- Evidence informing forecast-year allocation inputs; displayed values and growth are calculated: CEWE reports xx.xx photobooks in 2025 compared with xx.xx in 2024. This independently establishes specialty-book activity underlying the nonpublisher model, without establishing a global expansion factor.
- Evidence informing base-year allocation inputs; displayed values and growth are calculated: Observed photobook activity supports retaining premium specialty commissions in the manufacturing mix; the binding allocation and unchanged future cohort profile remain assumptions.
- Evidence informing forecast-year allocation inputs; displayed values and growth are calculated: Observed photobook activity supports retaining premium specialty commissions in the manufacturing mix; the binding allocation and unchanged future cohort profile remain assumptions.
- Evidence informing base-year allocation inputs; displayed values and growth are calculated: Reported photobook volumes constrain personal-book activity and the nonpublisher starting condition, not hardcover prevalence or future share.
- Evidence informing forecast-year allocation inputs; displayed values and growth are calculated: Reported photobook volumes constrain personal-book activity and the nonpublisher starting condition, not hardcover prevalence or future share.
- Evidence informing base-year allocation inputs; displayed values and growth are calculated: Photobook activity supports the separate personal-book commissioning block; its softcover fraction remains assumed.
- Evidence informing forecast-year allocation inputs; displayed values and growth are calculated: Photobook activity supports the separate personal-book commissioning block; its softcover fraction remains assumed.
- Evidence informing base-year allocation inputs; displayed values and growth are calculated: Reported photobook copies rose from xx.xx to xx.xx; the narrower 2026 target qualifies strong specialty-growth assumptions.
- Evidence informing forecast-year allocation inputs; displayed values and growth are calculated: Reported photobook copies rose from xx.xx to xx.xx; the narrower 2026 target qualifies strong specialty-growth assumptions.
- Evidence informing base-year allocation inputs; displayed values and growth are calculated: Specialty-book activity constrains the presentation-demand scenario but does not measure gift-box attachment.
- Evidence informing forecast-year allocation inputs; displayed values and growth are calculated: Specialty-book activity constrains the presentation-demand scenario but does not measure gift-box attachment.
- Evidence informing base-year allocation inputs; displayed values and growth are calculated: Reports xx.xx CEWE PHOTOBOOK units in 2025 versus xx.xx in 2024, constraining the specialty-book demand budget without establishing a global process split.
- Evidence informing forecast-year allocation inputs; displayed values and growth are calculated: Reports xx.xx CEWE PHOTOBOOK units in 2025 versus xx.xx in 2024, constraining the specialty-book demand budget without establishing a global process split.
- Evidence informing base-year allocation inputs; displayed values and growth are calculated: Observed photobook activity supports the common photographic-demand input; electrophotographic attribution remains an explicit assumption.
- Evidence informing forecast-year allocation inputs; displayed values and growth are calculated: Observed photobook activity supports the common photographic-demand input; electrophotographic attribution remains an explicit assumption.
- Evidence informing base-year allocation inputs; displayed values and growth are calculated: The photobook

10. Paperback Printing Cost - Kindle Direct Publishing

- Evidence informing the 2025 market-value input; displayed series and growth include calculations: The inspected U.S. paperback schedule charges USD xx.xx plus USD xx.xx per page for the specified regular-trim black-ink category. It provides a contemporary commercial price comparison for the assumed USD xx.xx self-publishing production receipt, not an observed historical price or volume.
- Evidence informing the 2026 market-value input; displayed series and growth include calculations: The schedule distinguishes printing charges from royalties and retail list prices, supporting the production-receipt boundary used in the estimate.
- Evidence informing base-year allocation inputs; displayed values and growth are calculated: The current U.S. regular-trim black-ink schedule uses USD xx.xx plus USD xx.xx per page for the relevant page band, yielding the USD xx.xx representative manufacturing comparator. It anchors relative weights, not an observed global 2025 price or future share.
- Evidence informing forecast-year allocation inputs; displayed values and growth are calculated: The current U.S. regular-trim black-ink schedule uses USD xx.xx plus USD xx.xx per page for the relevant page band, yielding the USD xx.xx representative manufacturing comparator. It anchors relative weights, not an observed global 2025 price or future share.
- Evidence informing base-year allocation inputs; displayed values and growth are calculated: The paperback manufacturing comparator supplies the baseline from which the modeled binding component and hardcover increment are separated.
- Evidence informing forecast-year allocation inputs; displayed values and growth are calculated: The paperback manufacturing comparator supplies the baseline from which the modeled binding component and hardcover increment are separated.
- Evidence informing base-year allocation inputs; displayed values and growth are calculated: The separately identified paperback printing charge constrains the self-publishing production-receipt model and its distinction from retail proceeds.
- Evidence informing forecast-year allocation inputs; displayed values and growth are calculated: The separately identified paperback printing charge constrains the self-publishing production-receipt model and its distinction from retail proceeds.
- Evidence informing base-year allocation inputs; displayed values and growth are calculated: The inspected U.S. regular-trim black-ink schedule charges USD xx.xx plus USD xx.xx per page. It is a contemporary production-charge comparison for the modeled USD xx.xx receipt, not an observed historical Global average.
- Evidence informing forecast-year allocation inputs; displayed values and growth are calculated: The inspected U.S. regular-trim black-ink schedule charges USD xx.xx plus USD xx.xx per page. It is a contemporary production-charge comparison for the modeled USD xx.xx receipt, not an observed historical Global average.
- Evidence informing base-year allocation inputs; displayed values and growth are calculated: The relevant current U.S. paperback printing schedule is USD xx.xx plus USD xx.xx per page, giving USD xx.xx at xx.xx pages. This is a commercial price comparison for creator-production receipts, not proof of 2025 realization, volume or fulfillment mix.
- Evidence informing forecast-year allocation inputs; displayed values and growth are calculated: The relevant current U.S. paperback printing schedule is USD xx.xx plus USD xx.xx per page, giving USD xx.xx at xx.xx pages. This is a commercial price comparison for creator-production receipts, not proof of 2025 realization, volume or fulfillment mix.
- Evidence informing base-year allocation inputs; displayed values and growth are calculated: The current U.S. regular-trim black-ink schedule of USD xx.xx plus USD xx.xx per page gives USD xx.xx at xx.xx pages, a magnitude check for modeled single-copy receipts. It establishes neither global volume nor historical or forecast share.
- Evidence informing forecast-year allocation inputs; displayed values and growth are calculated: The current U.S. regular-trim black-ink schedule of USD xx.xx plus USD xx.xx per page gives USD xx.xx at xx.xx pages, a magnitude check for modeled single-copy receipts. It establishes neither global volume nor historical or forecast share.
- Evidence informing base-year allocation inputs; displayed values and growth are calculated: The current U.S. regular-trim black-ink schedule charges USD xx.xx plus USD xx.xx per page, yielding USD xx.xx for xx.xx pages. This is a contemporary price comparator, not a historical global average. ([kdp.amazon.com](https://kdp.amazon.com/en_US/help/topic/G201834340))
- Evidence informing forecast-year allocation inputs; displayed values and growth are calculated: The current U.S. regular-trim black-ink schedule charges USD xx.xx plus USD xx.xx per page, yielding USD xx.xx for xx.xx pages. This is a contemporary price comparator, not a historical global average. ([kdp.amazon.com](https://kdp.amazon.com/en_US/help/topic/G201834340))
- Evidence informing base-year allocation inputs; displayed values and growth are calculated: The comparable standard and premium color charges calculate to USD xx.xx and USD xx.xx. They constrain relative

11. European Book Publishing Statistics 2017

- Evidence informing the 2017 market-value input; displayed series and growth include calculations: The association's primary survey reports approximately EUR xx.xx of European net publisher revenue for 2017, constraining the pre-pandemic demand level.

12. European Book Publishing Statistics 2019

- Evidence informing the 2018 market-value input; displayed series and growth include calculations: The association reports approximately EUR xx.xx of publisher revenue for 2018.
- Evidence informing the 2019 market-value input; displayed series and growth include calculations: The association reports approximately EUR xx.xx for 2019 and identifies a questionnaire change that limits exact comparability with earlier observations.

13. 2021 年新闻出版产业分析报告

- Evidence informing the 2020 market-value input; displayed series and growth include calculations: The official report's 2021 comparison identifies a substantial rebound from 2020, constraining the pandemic-recovery bridge.
- Evidence informing the 2021 market-value input; displayed series and growth include calculations: China reported xx.xx book copies or sheets in 2021, up xx.xx%; the report also distinguishes textbook output and reprints.
- Evidence informing base-year allocation inputs; displayed values and growth are calculated: China's official 2021 textbook share was xx.xx% of book copies. It supplies an older educational-activity proxy, not a monochrome share. ([nppa.gov.cn](https://www.nppa.gov.cn/xxgk/fdzdgknr/tjxx/xx.xx/P020230530667517704140.pdf))
- Evidence informing forecast-year allocation inputs; displayed values and growth are calculated: China's official 2021 textbook share was xx.xx% of book copies. It supplies an older educational-activity proxy, not a monochrome share. ([nppa.gov.cn](https://www.nppa.gov.cn/xxgk/fdzdgknr/tjxx/xx.xx/P020230530667517704140.pdf))
- Evidence informing base-year allocation inputs; displayed values and growth are calculated: The textbook copy proportion constrains educational exposure; comparable monetary intensity and spot-color incidence are modeled separately. ([nppa.gov.cn](https://www.nppa.gov.cn/xxgk/fdzdgknr/tjxx/xx.xx/P020230530667517704140.pdf))
- Evidence informing forecast-year allocation inputs; displayed values and growth are calculated: The textbook copy proportion constrains educational exposure; comparable monetary intensity and spot-color incidence are modeled separately. ([nppa.gov.cn](https://www.nppa.gov.cn/xxgk/fdzdgknr/tjxx/xx.xx/P020230530667517704140.pdf))
- Evidence informing base-year allocation inputs; displayed values and growth are calculated: The educational-activity observation contributes to the shared demand proxy carried into the full-color base and forecast models; no color split is reported. ([nppa.gov.cn](https://www.nppa.gov.cn/xxgk/fdzdgknr/tjxx/xx.xx/P020230530667517704140.pdf))
- Evidence informing forecast-year allocation inputs; displayed values and growth are calculated: The educational-activity observation contributes to the shared demand proxy carried into the full-color base and forecast models; no color split is reported. ([nppa.gov.cn](https://www.nppa.gov.cn/xxgk/fdzdgknr/tjxx/xx.xx/P020230530667517704140.pdf))

14. European Book Publishing Statistics 2023

- Evidence informing the 2022 market-value input; displayed series and growth include calculations: European net publisher revenue was approximately EUR xx.xx in 2022; the association describes paper-cost pressure and price-led growth.

15. Publishing Activities - 2024, National Statistical Institute of Bulgaria

- Evidence informing base-year allocation inputs; displayed values and growth are calculated: xx.xx book titles in 2024 provide the activity input monetized with an explicitly assumed annual receipt equivalent; no service share is directly reported. ([nsi.bg](https://www.nsi.bg/en/file/xx.xx/Press_izd_EN_2024.pdf))
- Evidence informing forecast-year allocation inputs; displayed values and growth are calculated: xx.xx book titles in 2024 provide the activity input monetized with an explicitly assumed annual receipt equivalent; no service share is directly reported. ([nsi.bg](https://www.nsi.bg/en/file/xx.xx/Press_izd_EN_2024.pdf))

16. Makstat Selection - Culture and Media
    - Evidence informing base-year allocation inputs; displayed values and growth are calculated: xx.xx printed books and brochures in 2024 constrain the small-market activity proxy; monetization and future commissioning are modeled. ([stat.mk](https://www.stat.mk/media/ivupg2vh/makstat_selection_web.pdf))
    - Evidence informing forecast-year allocation inputs; displayed values and growth are calculated: xx.xx printed books and brochures in 2024 constrain the small-market activity proxy; monetization and future commissioning are modeled. ([stat.mk](https://www.stat.mk/media/ivupg2vh/makstat_selection_web.pdf))
17. National Library of Luxembourg - Annual Report 2024
    - Evidence informing base-year allocation inputs; displayed values and growth are calculated: xx.xx annual individual-or-block ISBN assignments constrain the activity proxy; titles per assignment and commercial monetization are explicit assumptions. ([bnl.public.lu](https://bnl.public.lu/dam-assets/publications/rapports/2024-rapport-annuel-en.pdf))
    - Evidence informing forecast-year allocation inputs; displayed values and growth are calculated: xx.xx annual individual-or-block ISBN assignments constrain the activity proxy; titles per assignment and commercial monetization are explicit assumptions. ([bnl.public.lu](https://bnl.public.lu/dam-assets/publications/rapports/2024-rapport-annuel-en.pdf))
18. Hardcover Printing Cost - Kindle Direct Publishing
    - Evidence informing base-year allocation inputs; displayed values and growth are calculated: The current U.S. regular-trim hardcover schedule uses USD xx.xx plus USD xx.xx per page in the relevant band. Comparison with paperback charges constrains the premium-equivalent manufacturing model.
    - Evidence informing forecast-year allocation inputs; displayed values and growth are calculated: The current U.S. regular-trim hardcover schedule uses USD xx.xx plus USD xx.xx per page in the relevant band. Comparison with paperback charges constrains the premium-equivalent manufacturing model.
    - Evidence informing base-year allocation inputs; displayed values and growth are calculated: The USD xx.xx fixed-charge difference supplies the POD premium input; the xx.xx% commercial-run realization and premium incidence are explicitly modeled rather than disclosed.
    - Evidence informing forecast-year allocation inputs; displayed values and growth are calculated: The USD xx.xx fixed-charge difference supplies the POD premium input; the xx.xx% commercial-run realization and premium incidence are explicitly modeled rather than disclosed.
19. User Fees - University of Wisconsin-Milwaukee Print & Copy Services
    - Evidence informing base-year allocation inputs; displayed values and growth are calculated: The university service schedule separately prices preflight/prepress preparation at USD xx.xx per hour, establishing a paid preparation activity rather than an automatic component of every printing-platform purchase.
    - Evidence informing forecast-year allocation inputs; displayed values and growth are calculated: The university service schedule separately prices preflight/prepress preparation at USD xx.xx per hour, establishing a paid preparation activity rather than an automatic component of every printing-platform purchase.
    - Evidence informing base-year allocation inputs; displayed values and growth are calculated: Perfect binding is listed at USD xx.xx-xx.xx per book. The lower endpoint is the model's basic-binding comparator, not a measured worldwide realization.
    - Evidence informing forecast-year allocation inputs; displayed values and growth are calculated: Perfect binding is listed at USD xx.xx-xx.xx per book. The lower endpoint is the model's basic-binding comparator, not a measured worldwide realization.

20. How Much Does It Cost to Print a Book? - QinPrinting
    - Evidence informing base-year allocation inputs; displayed values and growth are calculated: The supplier's delivered xx.xx-page, xx.xx-copy color-book examples list USD xx.xx for softcover and USD xx.xx for hardcover. They provide a commercial-run countercheck, with delivery and product differences preventing direct substitution.
    - Evidence informing forecast-year allocation inputs; displayed values and growth are calculated: The supplier's delivered xx.xx-page, xx.xx-copy color-book examples list USD xx.xx for softcover and USD xx.xx for hardcover. They provide a commercial-run countercheck, with delivery and product differences preventing direct substitution.
    - Evidence informing base-year allocation inputs; displayed values and growth are calculated: The smaller hardcover premium in this offset example qualifies extrapolation of the full POD hardcover increment into binding revenue.
    - Evidence informing forecast-year allocation inputs; displayed values and growth are calculated: The smaller hardcover premium in this offset example qualifies extrapolation of the full POD hardcover increment into binding revenue.
    - Evidence informing base-year allocation inputs; displayed values and growth are calculated: Comparable hardcover and softcover quotations constrain the assumed relative manufacturing realization after scope adjustments.
    - Evidence informing forecast-year allocation inputs; displayed values and growth are calculated: Comparable hardcover and softcover quotations constrain the assumed relative manufacturing realization after scope adjustments.
    - Evidence informing base-year allocation inputs; displayed values and growth are calculated: Softcover prices provide a commercial comparison, not a historical global average.
    - Evidence informing forecast-year allocation inputs; displayed values and growth are calculated: Softcover prices provide a commercial comparison, not a historical global average.
    - Evidence informing base-year allocation inputs; displayed values and growth are calculated: Board-book quotations constrain the assumed production receipt; delivery and duties require adjustment.
    - Evidence informing forecast-year allocation inputs; displayed values and growth are calculated: Board-book quotations constrain the assumed production receipt; delivery and duties require adjustment.
    - Evidence informing base-year allocation inputs; displayed values and growth are calculated: Mechanical-binding quotations constrain the unit-receipt assumption, not incidence.
    - Evidence informing forecast-year allocation inputs; displayed values and growth are calculated: Mechanical-binding quotations constrain the unit-receipt assumption, not incidence.
    - Evidence informing base-year allocation inputs; displayed values and growth are calculated: Short-booklet quotations constrain the lower realization used for eligible saddle-stitched books.
    - Evidence informing forecast-year allocation inputs; displayed values and growth are calculated: Short-booklet quotations constrain the lower realization used for eligible saddle-stitched books.
21. Book Wrap Mailers / Book Boxes - Packaging ONE
    - Evidence informing base-year allocation inputs; displayed values and growth are calculated: The manufacturer lists MP2 book mailers at GBP xx.xx each for xx.xx packs of xx.xx excluding VAT. The converted unit price supplies the packaging-creation value proxy, not a global average or a historical quote.
    - Evidence informing forecast-year allocation inputs; displayed values and growth are calculated: The manufacturer lists MP2 book mailers at GBP xx.xx each for xx.xx packs of xx.xx excluding VAT. The converted unit price supplies the packaging-creation value proxy, not a global average or a historical quote.
    - Evidence informing base-year allocation inputs; displayed values and growth are calculated: The enclosure price forms the other side of the creation-versus-packing ratio. One comparable enclosure per packing unit is an explicit activity-matching assumption.
    - Evidence informing forecast-year allocation inputs; displayed values and growth are calculated: The enclosure price forms the other side of the creation-versus-packing ratio. One comparable enclosure per packing unit is an explicit activity-matching assumption.

22. Foreign Exchange Rates - G.5A Annual, January 5, 2026
    - Evidence informing base-year allocation inputs; displayed values and growth are calculated: The official 2025 annual average is USD xx.xx per GBP. It converts the GBP packaging comparator into the common monetary basis used in the starting allocation.
    - Evidence informing forecast-year allocation inputs; displayed values and growth are calculated: The official 2025 annual average is USD xx.xx per GBP. It converts the GBP packaging comparator into the common monetary basis used in the starting allocation.
    - Evidence informing base-year allocation inputs; displayed values and growth are calculated: The same conversion supports the common-currency packaging/packing denominator inherited by the forecast; no 2032 exchange rate is asserted.
    - Evidence informing forecast-year allocation inputs; displayed values and growth are calculated: The same conversion supports the common-currency packaging/packing denominator inherited by the forecast; no 2032 exchange rate is asserted.
23. Optional Book Publishing Services - InstantPublisher
    - Evidence informing base-year allocation inputs; displayed values and growth are calculated: The provider lists layout/typesetting at USD xx.xx per page with a USD xx.xx minimum. This supports the preparation-spending feasibility check, with purchase incidence and copies per job remaining assumptions.
    - Evidence informing forecast-year allocation inputs; displayed values and growth are calculated: The provider lists layout/typesetting at USD xx.xx per page with a USD xx.xx minimum. This supports the preparation-spending feasibility check, with purchase incidence and copies per job remaining assumptions.
    - Evidence informing base-year allocation inputs; displayed values and growth are calculated: Individual shrink-wrapping is listed at USD xx.xx each plus USD xx.xx setup. Amortizing setup over an assumed xx.xx copies gives the USD xx.xx packing comparator.
    - Evidence informing forecast-year allocation inputs; displayed values and growth are calculated: Individual shrink-wrapping is listed at USD xx.xx each plus USD xx.xx setup. Amortizing setup over an assumed xx.xx copies gives the USD xx.xx packing comparator.
24. How Does Merchant Pricing Work for Ecommerce Stores? - Lulu Direct
    - Evidence informing base-year allocation inputs; displayed values and growth are calculated: The September 2026 merchant-pricing explanation identifies a USD xx.xx fulfillment fee and separates merchant retail receipts from payments for supplier production, shipping and taxes. The fee is a contemporary feasibility comparator, not verified 2025 penetration or a future charge.
    - Evidence informing forecast-year allocation inputs; displayed values and growth are calculated: The September 2026 merchant-pricing explanation identifies a USD xx.xx fulfillment fee and separates merchant retail receipts from payments for supplier production, shipping and taxes. The fee is a contemporary feasibility comparator, not verified 2025 penetration or a future charge.
    - Evidence informing base-year allocation inputs; displayed values and growth are calculated: Merchant retail receipts are separate from payments for printing and fulfillment. The current page lists a USD xx.xx fulfillment fee, with shipping and taxes separately calculated. This supports the service-value boundary, not a historical average fee or global order volume.
    - Evidence informing forecast-year allocation inputs; displayed values and growth are calculated: Merchant retail receipts are separate from payments for printing and fulfillment. The current page lists a USD xx.xx fulfillment fee, with shipping and taxes separately calculated. This supports the service-value boundary, not a historical average fee or global order volume.
    - Evidence informing base-year allocation inputs; displayed values and growth are calculated: Lulu identifies separate retail and production/fulfillment transactions and a USD xx.xx fulfillment fee. This supports excluding merchant retail margins from production-service value and avoiding automatic procurement-channel classification from the storefront.
    - Evidence informing forecast-year allocation inputs; displayed values and growth are calculated: Lulu identifies separate retail and production/fulfillment transactions and a USD xx.xx fulfillment fee. This supports excluding merchant retail margins from production-service value and avoiding automatic procurement-channel classification from the storefront.

25. AAP December 2025 StatShot Report

- Evidence informing base-year allocation inputs; displayed values and growth are calculated: The primary monthly reporting panel's full-year 2025 trade figures show paperback revenue down xx.xx%. This qualifies broad physical-book growth assumptions and supplies directional mix evidence only.
- Evidence informing forecast-year allocation inputs; displayed values and growth are calculated: The primary monthly reporting panel's full-year 2025 trade figures show paperback revenue down xx.xx%. This qualifies broad physical-book growth assumptions and supplies directional mix evidence only.
- Evidence informing base-year allocation inputs; displayed values and growth are calculated: The same approximately xx.xx-publisher panel shows hardcover revenue up xx.xx%. It supports a modest premium-mix hypothesis but neither measures global binding spending nor proves the forecast.
- Evidence informing forecast-year allocation inputs; displayed values and growth are calculated: The same approximately xx.xx-publisher panel shows hardcover revenue up xx.xx%. It supports a modest premium-mix hypothesis but neither measures global binding spending nor proves the forecast.
- Evidence informing base-year allocation inputs; displayed values and growth are calculated: Direct-participant 2025 hardback revenue of approximately USD xx.xx anchors the adjusted conventional-format model; it is not printing revenue or a global share.
- Evidence informing forecast-year allocation inputs; displayed values and growth are calculated: Direct-participant 2025 hardback revenue of approximately USD xx.xx anchors the adjusted conventional-format model; it is not printing revenue or a global share.
- Evidence informing base-year allocation inputs; displayed values and growth are calculated: Reported paperback revenue of approximately USD xx.xx plus USD xx.xx mass-market revenue supplies the comparison input. Reported annual movements qualify the forecast starting mix, not its future persistence.
- Evidence informing forecast-year allocation inputs; displayed values and growth are calculated: Reported paperback revenue of approximately USD xx.xx plus USD xx.xx mass-market revenue supplies the comparison input. Reported annual movements qualify the forecast starting mix, not its future persistence.
- Evidence informing base-year allocation inputs; displayed values and growth are calculated: Direct publisher-sample religious and trade physical-format receipts provide a category-intensity proxy, subject to explicit geographic and coverage adjustments.
- Evidence informing forecast-year allocation inputs; displayed values and growth are calculated: Direct publisher-sample religious and trade physical-format receipts provide a category-intensity proxy, subject to explicit geographic and coverage adjustments.
- Evidence informing base-year allocation inputs; displayed values and growth are calculated: Reported professional-book receipts and their 2025 decline challenge assumptions of automatic growth from recurring reference relationships.
- Evidence informing forecast-year allocation inputs; displayed values and growth are calculated: Reported professional-book receipts and their 2025 decline challenge assumptions of automatic growth from recurring reference relationships.

26. Print and Associated Services Framework - Lot 1 Buyer Guide: Framework Objectives
    - Evidence informing base-year allocation inputs; displayed values and growth are calculated: The public purchasing framework separately specifies production-management advice. It establishes a purchased responsibility but not a global fee rate or permission to count subcontract pass-through as retained revenue.
    - Evidence informing forecast-year allocation inputs; displayed values and growth are calculated: The public purchasing framework separately specifies production-management advice. It establishes a purchased responsibility but not a global fee rate or permission to count subcontract pass-through as retained revenue.
    - Evidence informing base-year allocation inputs; displayed values and growth are calculated: The framework also specifies finished-goods stock holding and call-off, with required holding costs included in the print-job price. This supports allocating embedded production-linked fulfillment rather than restricting the category to standalone invoices.
    - Evidence informing forecast-year allocation inputs; displayed values and growth are calculated: The framework also specifies finished-goods stock holding and call-off, with required holding costs included in the print-job price. This supports allocating embedded production-linked fulfillment rather than restricting the category to standalone invoices.
    - Evidence informing base-year allocation inputs; displayed values and growth are calculated: Finished goods may be held for call-off, with storage included in the print job where required. This supports consolidated releases as a production-linked arrangement without assuming every release is an individual order.
    - Evidence informing forecast-year allocation inputs; displayed values and growth are calculated: Finished goods may be held for call-off, with storage included in the print job where required. This supports consolidated releases as a production-linked arrangement without assuming every release is an individual order.
    - Evidence informing base-year allocation inputs; displayed values and growth are calculated: Contractors maintain designated distribution lists, deliver to nominated addresses and receive job-specific copy allocations, supporting the modeled list-delivery category.
    - Evidence informing forecast-year allocation inputs; displayed values and growth are calculated: Contractors maintain designated distribution lists, deliver to nominated addresses and receive job-specific copy allocations, supporting the modeled list-delivery category.
    - Evidence informing base-year allocation inputs; displayed values and growth are calculated: The coexistence of stock holding, call-off and distribution-list obligations supports separating production trigger from fulfillment responsibility; call-off alone does not establish transaction-level fulfillment.
    - Evidence informing forecast-year allocation inputs; displayed values and growth are calculated: The coexistence of stock holding, call-off and distribution-list obligations supports separating production trigger from fulfillment responsibility; call-off alone does not establish transaction-level fulfillment.

27. Frequently Asked Questions - IngramSpark
    - Evidence informing base-year allocation inputs; displayed values and growth are calculated: IngramSpark states that it does not provide editing, typesetting or design services. This counterexample prevents treating all platform manufacturing commissions as purchases of professional preparation services.
    - Evidence informing forecast-year allocation inputs; displayed values and growth are calculated: IngramSpark states that it does not provide editing, typesetting or design services. This counterexample prevents treating all platform manufacturing commissions as purchases of professional preparation services.
    - Evidence informing base-year allocation inputs; displayed values and growth are calculated: The provider permits nonexclusive sourcing when the customer owns its ISBN and does not offer editing, typesetting or design. These terms constrain the author service boundary, not adoption or revenue growth.
    - Evidence informing forecast-year allocation inputs; displayed values and growth are calculated: The provider permits nonexclusive sourcing when the customer owns its ISBN and does not offer editing, typesetting or design. These terms constrain the author service boundary, not adoption or revenue growth.
    - Evidence informing base-year allocation inputs; displayed values and growth are calculated: IngramSpark permits nonexclusive use of other printers, distributors and fulfillment providers when publishers own their ISBN. This establishes an alternative-sourcing option, not observed switching or a numerical channel allocation.
    - Evidence informing forecast-year allocation inputs; displayed values and growth are calculated: IngramSpark permits nonexclusive use of other printers, distributors and fulfillment providers when publishers own their ISBN. This establishes an alternative-sourcing option, not observed switching or a numerical channel allocation.
28. Packaging Printing & Production - Imago Group
    - Evidence informing base-year allocation inputs; displayed values and growth are calculated: The supplier identifies book slipcases, clamshell cases, tray-and-lid constructions and multicomponent publisher packaging. This supports the enclosure-production boundary and the limitation of a simple mailer-price proxy; it does not supply sales weights.
    - Evidence informing forecast-year allocation inputs; displayed values and growth are calculated: The supplier identifies book slipcases, clamshell cases, tray-and-lid constructions and multicomponent publisher packaging. This supports the enclosure-production boundary and the limitation of a simple mailer-price proxy; it does not supply sales weights.
29. Services - Bridgeport National Bindery
    - Evidence informing base-year allocation inputs; displayed values and growth are calculated: The short-run book-production portfolio separately lists shrink-wrapping and set packing. It establishes commercial packing activity distinct from enclosure manufacture and binding, without measuring its revenue.
    - Evidence informing forecast-year allocation inputs; displayed values and growth are calculated: The short-run book-production portfolio separately lists shrink-wrapping and set packing. It establishes commercial packing activity distinct from enclosure manufacture and binding, without measuring its revenue.
30. Terms and Conditions - CPI Print Germany
    - Evidence informing base-year allocation inputs; displayed values and growth are calculated: Published terms distinguish ex-works production prices from packaging, freight and postage and reserve specified input-cost adjustment rights. They support comparable-scope valuation but do not establish realized inflation.
    - Evidence informing forecast-year allocation inputs; displayed values and growth are calculated: Published terms distinguish ex-works production prices from packaging, freight and postage and reserve specified input-cost adjustment rights. They support comparable-scope valuation but do not establish realized inflation.
    - Evidence informing base-year allocation inputs; displayed values and growth are calculated: Separate treatment of forwarding and storage responsibilities supports the eligible production-linked service boundary; contractual rights do not prove the assumed future fee-growth rate.
    - Evidence informing forecast-year allocation inputs; displayed values and growth are calculated: Separate treatment of forwarding and storage responsibilities supports the eligible production-linked service boundary; contractual rights do not prove the assumed future fee-growth rate.

31. ONIX Codelists Issue 75 - List 150: Product Form
    - Evidence informing base-year allocation inputs; displayed values and growth are calculated: BB identifies hardback/cased books.
    - Evidence informing forecast-year allocation inputs; displayed values and growth are calculated: BB identifies hardback/cased books.
    - Evidence informing base-year allocation inputs; displayed values and growth are calculated: BC identifies paperback/softback books.
    - Evidence informing forecast-year allocation inputs; displayed values and growth are calculated: BC identifies paperback/softback books.
    - Evidence informing base-year allocation inputs; displayed values and growth are calculated: BH distinguishes board-page books from conventional books with rigid covers.
    - Evidence informing forecast-year allocation inputs; displayed values and growth are calculated: BH distinguishes board-page books from conventional books with rigid covers.
    - Evidence informing base-year allocation inputs; displayed values and growth are calculated: BE groups spiral, comb and coil forms.
    - Evidence informing forecast-year allocation inputs; displayed values and growth are calculated: BE groups spiral, comb and coil forms.
    - Evidence informing base-year allocation inputs; displayed values and growth are calculated: BD identifies loose-leaf books.
    - Evidence informing forecast-year allocation inputs; displayed values and growth are calculated: BD identifies loose-leaf books.
    - Evidence informing base-year allocation inputs; displayed values and growth are calculated: BF includes stapled short books; nonbook uses are excluded from the model.
    - Evidence informing forecast-year allocation inputs; displayed values and growth are calculated: BF includes stapled short books; nonbook uses are excluded from the model.
    - Evidence informing base-year allocation inputs; displayed values and growth are calculated: BL recognizes slide-bound books without measuring current sales.
    - Evidence informing forecast-year allocation inputs; displayed values and growth are calculated: BL recognizes slide-bound books without measuring current sales.
    - Evidence informing base-year allocation inputs; displayed values and growth are calculated: BO recognizes continuous concertina-fold books; nonbook charts are excluded.
    - Evidence informing forecast-year allocation inputs; displayed values and growth are calculated: BO recognizes continuous concertina-fold books; nonbook charts are excluded.
    - Evidence informing base-year allocation inputs; displayed values and growth are calculated: BI identifies textile-page books, not cloth-covered paper books.
    - Evidence informing forecast-year allocation inputs; displayed values and growth are calculated: BI identifies textile-page books, not cloth-covered paper books.
    - Evidence informing base-year allocation inputs; displayed values and growth are calculated: BJ identifies waterproof bath-book forms.
    - Evidence informing forecast-year allocation inputs; displayed values and growth are calculated: BJ identifies waterproof bath-book forms.
    - Evidence informing base-year allocation inputs; displayed values and growth are calculated: BP identifies foam-page and foam-cover books.
    - Evidence informing forecast-year allocation inputs; displayed values and growth are calculated: BP identifies foam-page and foam-cover books.

32. Thomson Reuters - Fourth-Quarter and Full-Year 2025 Results
    - Evidence informing base-year allocation inputs; displayed values and growth are calculated: Global Print revenue and contraction constrain professional-print scale and substitution direction; content receipts are not treated as loose-leaf service revenue.
    - Evidence informing forecast-year allocation inputs; displayed values and growth are calculated: Global Print revenue and contraction constrain professional-print scale and substitution direction; content receipts are not treated as loose-leaf service revenue.
33. Lulu - Discontinuing Saddle Stitch in Global Distribution
    - Evidence informing base-year allocation inputs; displayed values and growth are calculated: Provider-specific wholesale distribution restrictions establish a channel constraint, not a global sales weight or measured forecast decline.
    - Evidence informing forecast-year allocation inputs; displayed values and growth are calculated: Provider-specific wholesale distribution restrictions establish a channel constraint, not a global sales weight or measured forecast decline.
34. MAGACOPY Sofia - Copying and Printing Prices
    - Evidence informing base-year allocation inputs; displayed values and growth are calculated: A current EUR xx.xx binding-only charge establishes a live commercial service and a price-scope comparison; full-book USD receipts and incidence remain assumed.
    - Evidence informing forecast-year allocation inputs; displayed values and growth are calculated: A current EUR xx.xx binding-only charge establishes a live commercial service and a price-scope comparison; full-book USD receipts and incidence remain assumed.
35. Imago Group - Spotlight on Children's Books for National Young Readers Week
    - Evidence informing base-year allocation inputs; displayed values and growth are calculated: The company's children's portfolio supports board-book commercial classification, not order volumes.
    - Evidence informing forecast-year allocation inputs; displayed values and growth are calculated: The company's children's portfolio supports board-book commercial classification, not order volumes.
    - Evidence informing base-year allocation inputs; displayed values and growth are calculated: Cloth-book offerings support the textile-page category premise, not its modeled incidence.
    - Evidence informing forecast-year allocation inputs; displayed values and growth are calculated: Cloth-book offerings support the textile-page category premise, not its modeled incidence.
    - Evidence informing base-year allocation inputs; displayed values and growth are calculated: Bath-book offerings support a separate commercial category; sales and service receipts are undisclosed.
    - Evidence informing forecast-year allocation inputs; displayed values and growth are calculated: Bath-book offerings support a separate commercial category; sales and service receipts are undisclosed.
36. Pegasus - My First Book of Shapes: EVA Foam Book
    - Evidence informing base-year allocation inputs; displayed values and growth are calculated: The dated 2025 product identifies foam pages and supports commercial-status and classification checks, not global volume or supplier realization.
    - Evidence informing forecast-year allocation inputs; displayed values and growth are calculated: The dated 2025 product identifies foam pages and supports commercial-status and classification checks, not global volume or supplier realization.

37. U.S. Consumer Product Safety Commission - Children's Books
    - Evidence informing base-year allocation inputs; displayed values and growth are calculated: Product classification and intended audience affect commercial compliance accountability; no numerical surcharge is inferred.
    - Evidence informing forecast-year allocation inputs; displayed values and growth are calculated: Product classification and intended audience affect commercial compliance accountability; no numerical surcharge is inferred.
    - Evidence informing base-year allocation inputs; displayed values and growth are calculated: The exemption boundary supports separate classification rather than assumed conventional-book treatment.
    - Evidence informing forecast-year allocation inputs; displayed values and growth are calculated: The exemption boundary supports separate classification rather than assumed conventional-book treatment.
    - Evidence informing base-year allocation inputs; displayed values and growth are calculated: Compliance classification is retained as an uncertainty, not an exclusion or measured price premium.
    - Evidence informing forecast-year allocation inputs; displayed values and growth are calculated: Compliance classification is retained as an uncertainty, not an exclusion or measured price premium.
    - Evidence informing base-year allocation inputs; displayed values and growth are calculated: Specialty construction does not itself establish ordinary-book exemption eligibility or market inactivity.
    - Evidence informing forecast-year allocation inputs; displayed values and growth are calculated: Specialty construction does not itself establish ordinary-book exemption eligibility or market inactivity.
38. Puget Bindery - Services
    - Evidence informing base-year allocation inputs; displayed values and growth are calculated: The provider identifies training manuals and reference guides as mechanical-binding applications, supporting the commissioning premise without measuring sales incidence.
    - Evidence informing forecast-year allocation inputs; displayed values and growth are calculated: The provider identifies training manuals and reference guides as mechanical-binding applications, supporting the commissioning premise without measuring sales incidence.
    - Evidence informing base-year allocation inputs; displayed values and growth are calculated: Lists commercial letterpress book plates and specialty inserts, supporting a component-service model rather than attribution of the entire book price.
    - Evidence informing forecast-year allocation inputs; displayed values and growth are calculated: Lists commercial letterpress book plates and specialty inserts, supporting a component-service model rather than attribution of the entire book price.
    - Evidence informing base-year allocation inputs; displayed values and growth are calculated: The bindery identifies commercial printers, publishers and corporate print buyers as customers and excludes direct-to-consumer sales. This supports trade-purchasing attribution but supplies no sales percentage.
    - Evidence informing forecast-year allocation inputs; displayed values and growth are calculated: The bindery identifies commercial printers, publishers and corporate print buyers as customers and excludes direct-to-consumer sales. This supports trade-purchasing attribution but supplies no sales percentage.

39. ONIX Codelists Issue 75 - List 80: Product Packaging Type
    - Evidence informing base-year allocation inputs; displayed values and growth are calculated: Separates single-item and multivolume slipcases; supplies classification, not sales weights.
    - Evidence informing forecast-year allocation inputs; displayed values and growth are calculated: Separates single-item and multivolume slipcases; supplies classification, not sales weights.
    - Evidence informing base-year allocation inputs; displayed values and growth are calculated: Distinguishes lidded boxes from slipcase-style boxed sets.
    - Evidence informing forecast-year allocation inputs; displayed values and growth are calculated: Distinguishes lidded boxes from slipcase-style boxed sets.
    - Evidence informing base-year allocation inputs; displayed values and growth are calculated: Open-ended wraparound sleeves are distinct from enclosed wrapping.
    - Evidence informing forecast-year allocation inputs; displayed values and growth are calculated: Open-ended wraparound sleeves are distinct from enclosed wrapping.
    - Evidence informing base-year allocation inputs; displayed values and growth are calculated: Recognizes envelope-like slip-sleeves and wallets or folders.
    - Evidence informing forecast-year allocation inputs; displayed values and growth are calculated: Recognizes envelope-like slip-sleeves and wallets or folders.
    - Evidence informing base-year allocation inputs; displayed values and growth are calculated: Recognizes pouch and bag packaging independently.
    - Evidence informing forecast-year allocation inputs; displayed values and growth are calculated: Recognizes pouch and bag packaging independently.
    - Evidence informing base-year allocation inputs; displayed values and growth are calculated: Separately recognizes shrink-wrapped products and bundles.
    - Evidence informing forecast-year allocation inputs; displayed values and growth are calculated: Separately recognizes shrink-wrapped products and bundles.
    - Evidence informing base-year allocation inputs; displayed values and growth are calculated: Defines formed-plastic clamshells and card-backed blister packaging as distinct constructions.
    - Evidence informing forecast-year allocation inputs; displayed values and growth are calculated: Defines formed-plastic clamshells and card-backed blister packaging as distinct constructions.
    - Evidence informing base-year allocation inputs; displayed values and growth are calculated: Explicitly recognizes book browse-prevention closures.
    - Evidence informing forecast-year allocation inputs; displayed values and growth are calculated: Explicitly recognizes book browse-prevention closures.

40. U.S. Government Publishing Office - Program 827-S: Federal Aviation Administration Books, Contract Pricing and Specifications

- Evidence informing base-year allocation inputs; displayed values and growth are calculated: Historical evaluation quantities provide a container-heavy institutional purchasing counterexample, not global shipment shares.
- Evidence informing forecast-year allocation inputs; displayed values and growth are calculated: Historical evaluation quantities provide a container-heavy institutional purchasing counterexample, not global shipment shares.
- Evidence informing base-year allocation inputs; displayed values and growth are calculated: Separately identifies kraft-envelope packing within the book procurement.
- Evidence informing forecast-year allocation inputs; displayed values and growth are calculated: Separately identifies kraft-envelope packing within the book procurement.
- Evidence informing base-year allocation inputs; displayed values and growth are calculated: Identifies cushioned shipping bags as an eligible book-order enclosure.
- Evidence informing forecast-year allocation inputs; displayed values and growth are calculated: Identifies cushioned shipping bags as an eligible book-order enclosure.
- Evidence informing base-year allocation inputs; displayed values and growth are calculated: Includes wrapped shipping bundles as an alternative purchasing configuration.
- Evidence informing forecast-year allocation inputs; displayed values and growth are calculated: Includes wrapped shipping bundles as an alternative purchasing configuration.
- Evidence informing base-year allocation inputs; displayed values and growth are calculated: Requires packing and filler separately from the external enclosure.
- Evidence informing forecast-year allocation inputs; displayed values and growth are calculated: Requires packing and filler separately from the external enclosure.
- Evidence informing base-year allocation inputs; displayed values and growth are calculated: Identifies closure tape and securing straps independently of container construction.
- Evidence informing forecast-year allocation inputs; displayed values and growth are calculated: Identifies closure tape and securing straps independently of container construction.

41. U.S. Government Publishing Office - Print Order Form 2511 Instructions

- Evidence informing base-year allocation inputs; displayed values and growth are calculated: Specifies paper-banded sets separately from shrink-wrapped sets.
- Evidence informing forecast-year allocation inputs; displayed values and growth are calculated: Specifies paper-banded sets separately from shrink-wrapped sets.
- Evidence informing base-year allocation inputs; displayed values and growth are calculated: Describes shrink-wrapped units nested within cartons, supporting component attribution.
- Evidence informing forecast-year allocation inputs; displayed values and growth are calculated: Describes shrink-wrapped units nested within cartons, supporting component attribution.
- Evidence informing base-year allocation inputs; displayed values and growth are calculated: Distinguishes internal packaging, container quantities and pallet requirements.
- Evidence informing forecast-year allocation inputs; displayed values and growth are calculated: Distinguishes internal packaging, container quantities and pallet requirements.
- Evidence informing base-year allocation inputs; displayed values and growth are calculated: The instructions distinguish nominated delivery addresses and warehouse receiving arrangements, supporting the receiving-point attribution premise, not an observed consolidated market share.
- Evidence informing forecast-year allocation inputs; displayed values and growth are calculated: The instructions distinguish nominated delivery addresses and warehouse receiving arrangements, supporting the receiving-point attribution premise, not an observed consolidated market share.
- Evidence informing base-year allocation inputs; displayed values and growth are calculated: Supplemental distribution lists accommodate multiple destinations, supporting the distinction between preallocated destination delivery and a single receiving-point handoff.
- Evidence informing forecast-year allocation inputs; displayed values and growth are calculated: Supplemental distribution lists accommodate multiple destinations, supporting the distinction between preallocated destination delivery and a single receiving-point handoff.
- Evidence informing base-year allocation inputs; displayed values and growth are calculated: GPO specifies black interior inks separately from cover inks, supporting the monochrome classification and underlying-book attribution premise, not its modeled sales weight. ([gpo.gov](https://www.gpo.gov/docs/default-source/forms-standards-pdf-files/2511_instructions.pdf))
- Evidence informing forecast-year allocation inputs; displayed values and growth are calculated: GPO specifies black interior inks separately from cover inks, supporting the monochrome classification and underlying-book attribution premise, not its modeled sales weight. ([gpo.gov](https://www.gpo.gov/docs/default-source/forms-standards-pdf-files/2511_instructions.pdf))
- Evidence informing base-year allocation inputs; displayed values and growth are calculated: Designated Pantone specifications are recognized for interior inks, supporting a separate spot-color commercial category without measuring its share. ([gpo.gov](https://www.gpo.gov/docs/default-source/forms-standards-pdf-files/2511_instructions.pdf))
- Evidence informing forecast-year allocation inputs; displayed values and growth are calculated: Designated Pantone specifications are recognized for interior inks, supporting a separate spot-color commercial category without measuring its share. ([gpo.gov](https://www.gpo.gov/docs/default-source/forms-standards-pdf-files/2511_instructions.pdf))
- Evidence informing base-year allocation inputs; displayed values and growth are calculated: Four-color process is identified as full color for interior pages; cover color is separately specified. This supports classification at both modeled anchors. ([gpo.gov](https://www.gpo.gov/docs/default-source/forms-standards-pdf-files/2511_instructions.pdf))
- Evidence informing forecast-year allocation inputs; displayed values and growth are calculated: Four-color process is identified as full color for interior pages; cover color is separately specified. This supports classification at both modeled anchors. ([gpo.gov](https://www.gpo.gov/docs/default-source/forms-standards-pdf-files/2511_instructions.pdf))

42. GPOExpress Program Pricing Guide - November 2024
    - Evidence informing base-year allocation inputs; displayed values and growth are calculated: USD xx.xx hand folding provides a handling-cost comparison; the complete band realization remains modeled.
    - Evidence informing forecast-year allocation inputs; displayed values and growth are calculated: USD xx.xx hand folding provides a handling-cost comparison; the complete band realization remains modeled.
    - Evidence informing base-year allocation inputs; displayed values and growth are calculated: USD xx.xx per shrink wrap anchors a small-run comparison, not the assumed global realization.
    - Evidence informing forecast-year allocation inputs; displayed values and growth are calculated: USD xx.xx per shrink wrap anchors a small-run comparison, not the assumed global realization.
    - Evidence informing base-year allocation inputs; displayed values and growth are calculated: USD xx.xx auxiliary insertion supplies a handling-price comparison, not protective-material sales.
    - Evidence informing forecast-year allocation inputs; displayed values and growth are calculated: USD xx.xx auxiliary insertion supplies a handling-price comparison, not protective-material sales.
43. Hardcover Book Protection: Dust Jackets or Slipcases?
    - Evidence informing base-year allocation inputs; displayed values and growth are calculated: Own-product EXW slipcase prices of USD xx.xx, USD xx.xx and USD xx.xx at xx.xx xx.xx and xx.xx units constrain relative realizations.
    - Evidence informing forecast-year allocation inputs; displayed values and growth are calculated: Own-product EXW slipcase prices of USD xx.xx, USD xx.xx and USD xx.xx at xx.xx xx.xx and xx.xx units constrain relative realizations.
44. Book Printing Cost in China: How Printing Prices Are Calculated
    - Evidence informing base-year allocation inputs; displayed values and growth are calculated: Approximately USD xx.xx per export carton including basic packing materials constrains the bulk-package budget; the container allocation is modeled.
    - Evidence informing forecast-year allocation inputs; displayed values and growth are calculated: Approximately USD xx.xx per export carton including basic packing materials constrains the bulk-package budget; the container allocation is modeled.
    - Evidence informing base-year allocation inputs; displayed values and growth are calculated: The inclusive carton quotation constrains combined spending; its cushioning split is assumed.
    - Evidence informing forecast-year allocation inputs; displayed values and growth are calculated: The inclusive carton quotation constrains combined spending; its cushioning split is assumed.
    - Evidence informing base-year allocation inputs; displayed values and growth are calculated: The inclusive carton quotation constrains combined spending; its closure split is assumed.
    - Evidence informing forecast-year allocation inputs; displayed values and growth are calculated: The inclusive carton quotation constrains combined spending; its closure split is assumed.
45. Make Believe Ideas - Independent Retail Catalog 2025
    - Evidence informing base-year allocation inputs; displayed values and growth are calculated: The 2025 catalog identifies activity books with cover-mounted blisters, establishing book-specific participation but not packaging revenue or volume.
    - Evidence informing forecast-year allocation inputs; displayed values and growth are calculated: The 2025 catalog identifies activity books with cover-mounted blisters, establishing book-specific participation but not packaging revenue or volume.
46. Bookmobile - Request Book Printing Quotes the Right Way to Save Money
    - Evidence informing base-year allocation inputs; displayed values and growth are calculated: The printer's bookstore-oriented purchasing guidance cautions against universal shrink-wrap attachment.
    - Evidence informing forecast-year allocation inputs; displayed values and growth are calculated: The printer's bookstore-oriented purchasing guidance cautions against universal shrink-wrap attachment.

47. Digital Book Printing - Bookmobile
    - Evidence informing base-year allocation inputs; displayed values and growth are calculated: The current book-production portfolio separately offers poly bags, supporting commercial category participation rather than a sales weight.
    - Evidence informing forecast-year allocation inputs; displayed values and growth are calculated: The current book-production portfolio separately offers poly bags, supporting commercial category participation rather than a sales weight.
    - Evidence informing base-year allocation inputs; displayed values and growth are calculated: The current portfolio offers shrink-wrap independently of other finishing options.
    - Evidence informing forecast-year allocation inputs; displayed values and growth are calculated: The current portfolio offers shrink-wrap independently of other finishing options.
48. Sell Books on Shopify - Lulu
    - Evidence informing forecast-year allocation inputs; displayed values and growth are calculated: The offered storefront-to-print-and-ship route supports an accessible production-linked parcel channel, not assumed demand.
    - Evidence informing forecast-year allocation inputs; displayed values and growth are calculated: Direct fulfillment availability supports the parcel-use scenario without establishing envelope mix.
    - Evidence informing forecast-year allocation inputs; displayed values and growth are calculated: Direct fulfillment availability supports the parcel-use scenario without establishing bag mix.
49. European Commission - New EU Rules on Packaging Enter into Application
    - Evidence informing forecast-year allocation inputs; displayed values and growth are calculated: Regional packaging minimization supports a directional right-sizing premise, not a measured global box-price effect.
    - Evidence informing forecast-year allocation inputs; displayed values and growth are calculated: Waste-reduction requirements inform the bounded substitution scenario; they do not quantify band adoption.
    - Evidence informing forecast-year allocation inputs; displayed values and growth are calculated: Regional circularity requirements inform lower lightweight-bag exposure without implying a global book-bag ban.
    - Evidence informing forecast-year allocation inputs; displayed values and growth are calculated: Material substitution remains partly internal to the combined film-and-paper category.
    - Evidence informing forecast-year allocation inputs; displayed values and growth are calculated: Regional recyclability pressure informs the niche substitution scenario, not an observed blister-sales decline.
    - Evidence informing forecast-year allocation inputs; displayed values and growth are calculated: Empty-space reduction provides a directional premise for lower cushioning allowance per individual box.
50. Digital Printing - U.S. Government Publishing Office
    - Evidence informing base-year allocation inputs; displayed values and growth are calculated: Procurement examples allow offset or digital alternatives while restricting some digital variants, supporting an acceptance- and run-mix model rather than a universal quality ranking. This is a modeling premise, not an observed process share.
    - Evidence informing forecast-year allocation inputs; displayed values and growth are calculated: Procurement examples allow offset or digital alternatives while restricting some digital variants, supporting an acceptance- and run-mix model rather than a universal quality ranking. This is a modeling premise, not an observed process share.
    - Evidence informing base-year allocation inputs; displayed values and growth are calculated: The purchasing guidance supports conditional digital substitution, not unrestricted interchangeability or an observed forecast allocation.
    - Evidence informing forecast-year allocation inputs; displayed values and growth are calculated: The purchasing guidance supports conditional digital substitution, not unrestricted interchangeability or an observed forecast allocation.

51. Clays demonstrate dedication to digital investment
    - Evidence informing base-year allocation inputs; displayed values and growth are calculated: Reports xx.xx books annually and xx.xx books of digital capacity in an older investment statement; this constrains scale but is not a 2025 realized output mix.
    - Evidence informing forecast-year allocation inputs; displayed values and growth are calculated: Reports xx.xx books annually and xx.xx books of digital capacity in an older investment statement; this constrains scale but is not a 2025 realized output mix.
    - Evidence informing base-year allocation inputs; displayed values and growth are calculated: The company's inkjet investment supports an existing book-production application and a conditional adoption premise, not a quantified global forecast.
    - Evidence informing forecast-year allocation inputs; displayed values and growth are calculated: The company's inkjet investment supports an existing book-production application and a conditional adoption premise, not a quantified global forecast.
    - Evidence informing base-year allocation inputs; displayed values and growth are calculated: The capacity/output comparison is a limited commercial check on continued conventional book production, not a direct offset revenue observation.
    - Evidence informing forecast-year allocation inputs; displayed values and growth are calculated: The capacity/output comparison is a limited commercial check on continued conventional book production, not a direct offset revenue observation.
52. ISO/TC 130 - Guidelines for Using Print Production Standards, Version 1.0, 2019
    - Evidence informing base-year allocation inputs; displayed values and growth are calculated: Distinguishes packaging use cases and printing processes, supporting allocation of gravure to book-associated components rather than the full value of a book.
    - Evidence informing forecast-year allocation inputs; displayed values and growth are calculated: Distinguishes packaging use cases and printing processes, supporting allocation of gravure to book-associated components rather than the full value of a book.
    - Evidence informing base-year allocation inputs; displayed values and growth are calculated: Identifies flexographic packaging applications; the book-specific spending budget and process coefficients remain modeled.
    - Evidence informing forecast-year allocation inputs; displayed values and growth are calculated: Identifies flexographic packaging applications; the book-specific spending budget and process coefficients remain modeled.
53. Premium Layflat Photo Books - PhotobookShop
    - Evidence informing base-year allocation inputs; displayed values and growth are calculated: Offers bound silver-halide photographic books and distinguishes them from digitally printed alternatives, supporting the model's separate photographic category rather than an observed sales weight.
    - Evidence informing forecast-year allocation inputs; displayed values and growth are calculated: Offers bound silver-halide photographic books and distinguishes them from digitally printed alternatives, supporting the model's separate photographic category rather than an observed sales weight.
54. The Cormac McCarthy Collection - The Folio Society
    - Evidence informing base-year allocation inputs; displayed values and growth are calculated: Documents screen-printed cloth covers on physical book editions, supporting component-level commercial attribution. It does not measure supplier component receipts or global uptake.
    - Evidence informing forecast-year allocation inputs; displayed values and growth are calculated: Documents screen-printed cloth covers on physical book editions, supporting component-level commercial attribution. It does not measure supplier component receipts or global uptake.

55. Risograph Digital Duplicator Order Form, 2026 - Minneapolis College of Art and Design
    - Evidence informing base-year allocation inputs; displayed values and growth are calculated: The 2026 institutional form recognizes Risograph book/booklet orders but excludes assembly. It supports a limited application boundary, not 2025 external commercial volume; internal institutional charges are excluded from the numerator.
    - Evidence informing forecast-year allocation inputs; displayed values and growth are calculated: The 2026 institutional form recognizes Risograph book/booklet orders but excludes assembly. It supports a limited application boundary, not 2025 external commercial volume; internal institutional charges are excluded from the numerator.
56. American Printing House - 2024 Annual Report
    - Evidence informing base-year allocation inputs; displayed values and growth are calculated: Fiscal 2024 product sales were USD xx.xx; braille publications represented xx.xx% of product sales; xx.xx braille volumes were produced. These inputs constrain an adjusted production-realization proxy, not a global market share.
    - Evidence informing base-year allocation inputs; displayed values and growth are calculated: The decline from xx.xx braille volumes in 2022 qualifies a uniform physical-demand growth assumption and informs the slower relative forecast activity weight.
    - Evidence informing forecast-year allocation inputs; displayed values and growth are calculated: Fiscal 2024 product sales were USD xx.xx; braille publications represented xx.xx% of product sales; xx.xx braille volumes were produced. These inputs constrain an adjusted production-realization proxy, not a global market share.
    - Evidence informing forecast-year allocation inputs; displayed values and growth are calculated: The decline from xx.xx braille volumes in 2022 qualifies a uniform physical-demand growth assumption and informs the slower relative forecast activity weight.
57. Kodak Moments Kiosk - Kodak Alaris
    - Evidence informing base-year allocation inputs; displayed values and growth are calculated: Advertises book-capable retail kiosk equipment and a photographic-printing portfolio. Used only as a commercial-route premise for the thermal working estimate, not as evidence of thermal book-service sales, utilization or the final share.
    - Evidence informing forecast-year allocation inputs; displayed values and growth are calculated: Advertises book-capable retail kiosk equipment and a photographic-printing portfolio. Used only as a commercial-route premise for the thermal working estimate, not as evidence of thermal book-service sales, utilization or the final share.
58. 二〇二一年全国新闻出版业基本情况
    - Evidence informing base-year allocation inputs; displayed values and growth are calculated: Official 2021 aggregate textbook output distinguishes school, tertiary and vocational/adult activity; historical volumes require value and global-scope adjustments.
    - Evidence informing forecast-year allocation inputs; displayed values and growth are calculated: Official 2021 aggregate textbook output distinguishes school, tertiary and vocational/adult activity; historical volumes require value and global-scope adjustments.
    - Evidence informing base-year allocation inputs; displayed values and growth are calculated: Secondary, primary and teaching-book aggregate sheet counts form the school activity weight.
    - Evidence informing forecast-year allocation inputs; displayed values and growth are calculated: Secondary, primary and teaching-book aggregate sheet counts form the school activity weight.
    - Evidence informing base-year allocation inputs; displayed values and growth are calculated: Tertiary textbook aggregate output supplies the higher-education activity input before an assumed relative-service-value adjustment.
    - Evidence informing forecast-year allocation inputs; displayed values and growth are calculated: Tertiary textbook aggregate output supplies the higher-education activity input before an assumed relative-service-value adjustment.
    - Evidence informing base-year allocation inputs; displayed values and growth are calculated: Vocational, adult and literacy textbook output supplies the corresponding historical activity input.
    - Evidence informing forecast-year allocation inputs; displayed values and growth are calculated: Vocational, adult and literacy textbook output supplies the corresponding historical activity input.

59. Music, printed or in manuscript imports by country, 2024 - World Integrated Trade Solution
    - Evidence informing base-year allocation inputs; displayed values and growth are calculated: Official HS xx.xx import observations constrain the music-publication value bridge; domestic supply, physical-book eligibility and the printing-service fraction remain modeled.
    - Evidence informing forecast-year allocation inputs; displayed values and growth are calculated: Official HS xx.xx import observations constrain the music-publication value bridge; domestic supply, physical-book eligibility and the printing-service fraction remain modeled.
60. Bloomsbury Publishing - 2024/25 Results Presentation
    - Evidence informing base-year allocation inputs; displayed values and growth are calculated: Separate Academic & Professional print, digital and rights/service receipts demonstrate the required physical-revenue boundary; company mix is not treated as global market share.
    - Evidence informing forecast-year allocation inputs; displayed values and growth are calculated: Separate Academic & Professional print, digital and rights/service receipts demonstrate the required physical-revenue boundary; company mix is not treated as global market share.
    - Evidence informing base-year allocation inputs; displayed values and growth are calculated: Observed physical academic publishing activity supports commercial applicability but does not verify the assumed global research/reference ratio.
    - Evidence informing forecast-year allocation inputs; displayed values and growth are calculated: Observed physical academic publishing activity supports commercial applicability but does not verify the assumed global research/reference ratio.
61. HDSB - RFSQ 26-013: Yearbook Software and Printing Services
    - Evidence informing base-year allocation inputs; displayed values and growth are calculated: The qualification notice establishes a commissioned yearbook scope including printing, binding and school delivery; it supplies no awarded value and is not used as a sales weight.
    - Evidence informing forecast-year allocation inputs; displayed values and growth are calculated: The qualification notice establishes a commissioned yearbook scope including printing, binding and school delivery; it supplies no awarded value and is not used as a sales weight.
    - Evidence informing base-year allocation inputs; displayed values and growth are calculated: The yearbook qualification notice restricts supply to prequalified vendors while permitting school bulk orders and individual ordering. It supports separating commissioning authority from ultimate payment, but discloses no fulfilled-order value.
    - Evidence informing forecast-year allocation inputs; displayed values and growth are calculated: The yearbook qualification notice restricts supply to prequalified vendors while permitting school bulk orders and individual ordering. It supports separating commissioning authority from ultimate payment, but discloses no fulfilled-order value.
    - Evidence informing base-year allocation inputs; displayed values and growth are calculated: The individual-ordering option establishes an attribution uncertainty relevant to the modeled household portion; it does not establish the assumed xx.xx% proportion.
    - Evidence informing forecast-year allocation inputs; displayed values and growth are calculated: The individual-ordering option establishes an attribution uncertainty relevant to the modeled household portion; it does not establish the assumed xx.xx% proportion.

62. U.S. Census Bureau - 2022 Economic Census, Books Printing Questionnaire MC-32312
    - Evidence informing base-year allocation inputs; displayed values and growth are calculated: The official printing questionnaire supports the distinction between textbook and general-book production; recognition is not treated as a revenue weight.
    - Evidence informing forecast-year allocation inputs; displayed values and growth are calculated: The official printing questionnaire supports the distinction between textbook and general-book production; recognition is not treated as a revenue weight.
    - Evidence informing base-year allocation inputs; displayed values and growth are calculated: Recognized coloring-book output supports treating recreational activity commissions separately from institutional textbooks according to purpose.
    - Evidence informing forecast-year allocation inputs; displayed values and growth are calculated: Recognized coloring-book output supports treating recreational activity commissions separately from institutional textbooks according to purpose.
63. Press Information Bureau - Department of School Education & Literacy, Year End Review 2024
    - Evidence informing base-year allocation inputs; displayed values and growth are calculated: The government review describes substantial NCERT physical-textbook activity, independently qualifying the physical-availability premise without establishing attributable supplier revenue.
    - Evidence informing forecast-year allocation inputs; displayed values and growth are calculated: The government review describes substantial NCERT physical-textbook activity, independently qualifying the physical-availability premise without establishing attributable supplier revenue.
64. 2022 North American Industry Classification System - United States
    - Evidence informing base-year allocation inputs; displayed values and growth are calculated: Dedicated book-publishing activity is separated from institutional primary activities and printing without publishing, constraining the Publishing Organizations numerator.
    - Evidence informing forecast-year allocation inputs; displayed values and growth are calculated: Dedicated book-publishing activity is separated from institutional primary activities and printing without publishing, constraining the Publishing Organizations numerator.
65. U.S. Census Bureau - Books Printing: 2002
    - Evidence informing base-year allocation inputs; displayed values and growth are calculated: Table xx.xx reports 2002 U.S. books-printing contract-work costs of USD xx.xx and shipments of USD xx.xx. Their ratio supplies a dated manufacturing-subcontract proxy, held constant within the forecast component.
    - Evidence informing forecast-year allocation inputs; displayed values and growth are calculated: Table xx.xx reports 2002 U.S. books-printing contract-work costs of USD xx.xx and shipments of USD xx.xx. Their ratio supplies a dated manufacturing-subcontract proxy, held constant within the forecast component.
    - Evidence informing base-year allocation inputs; displayed values and growth are calculated: The historical subcontract-cost input constrains the modeled transfer from publisher-origin commissioning to performing suppliers, without adding another gross contract value.
    - Evidence informing forecast-year allocation inputs; displayed values and growth are calculated: The historical subcontract-cost input constrains the modeled transfer from publisher-origin commissioning to performing suppliers, without adding another gross contract value.
66. Samfine Creation Holdings Group Limited - Form 20-F for the year ended December 31, 2025
    - Evidence informing base-year allocation inputs; displayed values and growth are calculated: The company reports USD xx.xx of 2025 book-product revenue and principally serves book traders that secure printing contracts and outsource production. This is a supplier-specific quantitative role check, not a Global allocation weight.
    - Evidence informing forecast-year allocation inputs; displayed values and growth are calculated: The company reports USD xx.xx of 2025 book-product revenue and principally serves book traders that secure printing contracts and outsource production. This is a supplier-specific quantitative role check, not a Global allocation weight.

67. Ministry of Education - NCERT and Amazon Letter of Engagement, October 7, 2024
    - Evidence informing base-year allocation inputs; displayed values and growth are calculated: The October xx.xx 2024 announcement targeted xx.xx NCERT books for academic 2025-xx.xx. This is a planned institutional activity anchor; realization, eligible receipts and subsequent growth are modeled separately.
    - Evidence informing forecast-year allocation inputs; displayed values and growth are calculated: The October xx.xx 2024 announcement targeted xx.xx NCERT books for academic 2025-xx.xx. This is a planned institutional activity anchor; realization, eligible receipts and subsequent growth are modeled separately.
68. Bangladesh e-GP - NCTB/TEXTBOOK/2025, Package GD.102_SEC_8.031
    - Evidence informing base-year allocation inputs; displayed values and growth are calculated: The government-funded procurement plan specifies xx.xx academic-2025 textbook copies and an estimated BDT xx.xx for printing, binding and supply. It constrains commercial order scale and local unit-budget plausibility, not realized annual revenue.
    - Evidence informing forecast-year allocation inputs; displayed values and growth are calculated: The government-funded procurement plan specifies xx.xx academic-2025 textbook copies and an estimated BDT xx.xx for printing, binding and supply. It constrains commercial order scale and local unit-budget plausibility, not realized annual revenue.
69. Students suffer as NCTB fails to deliver books - The Daily Star, January 17, 2025
    - Evidence informing base-year allocation inputs; displayed values and growth are calculated: The January xx.xx 2025 report corroborates the dated approximately xx.xx-copy textbook target and early-year delivery disruption. Target realization and supplier receipts remain modeled.
70. Secondary-level students: A new year without full set of books for many - The Daily Star, December 28, 2025
    - Evidence informing forecast-year allocation inputs; displayed values and growth are calculated: The December xx.xx 2025 report corroborates the approximately xx.xx-copy academic-2026 target and continued delivery slippage. It informs a normalization assumption, not an observed 2032 share.
71. Business Books - Print Professional, Custom Corporate Books | Blurb
    - Evidence informing base-year allocation inputs; displayed values and growth are calculated: The business-book offering includes organizational presentation and corporate-gift applications. It establishes an in-scope commissioning proposition, not the modeled global copy quantity or spending.
    - Evidence informing forecast-year allocation inputs; displayed values and growth are calculated: The business-book offering includes organizational presentation and corporate-gift applications. It establishes an in-scope commissioning proposition, not the modeled global copy quantity or spending.
72. How to Use Lulu to Support Your Nonprofit | Lulu
    - Evidence informing base-year allocation inputs; displayed values and growth are calculated: The platform permits an organization or charity to receive creator proceeds. This supports excluding beneficiary-only arrangements from nonprofit commissioning; it does not measure nonprofit printing purchases.
    - Evidence informing forecast-year allocation inputs; displayed values and growth are calculated: The platform permits an organization or charity to receive creator proceeds. This supports excluding beneficiary-only arrangements from nonprofit commissioning; it does not measure nonprofit printing purchases.

73. News Corp - Form 10-K for the fiscal year ended June 30, 2025
    - Evidence informing base-year allocation inputs; displayed values and growth are calculated: Fiscal 2025 consumer backlist revenue of xx.xx% and digital revenue of xx.xx% anchor the assumed physical-backlist bridge and its forecast starting model.
    - Evidence informing forecast-year allocation inputs; displayed values and growth are calculated: Fiscal 2025 consumer backlist revenue of xx.xx% and digital revenue of xx.xx% anchor the assumed physical-backlist bridge and its forecast starting model.
    - Evidence informing base-year allocation inputs; displayed values and growth are calculated: The disclosed backlist mix constrains recurring-title demand; its division into replenishment and POD remains modeled.
    - Evidence informing forecast-year allocation inputs; displayed values and growth are calculated: The disclosed backlist mix constrains recurring-title demand; its division into replenishment and POD remains modeled.
    - Evidence informing base-year allocation inputs; displayed values and growth are calculated: The complementary frontlist population supports the launch-stock cohort after physical-format adjustments.
    - Evidence informing forecast-year allocation inputs; displayed values and growth are calculated: The complementary frontlist population supports the launch-stock cohort after physical-format adjustments.
74. News Corp - Form 10-K for the fiscal year ended June 30, 2026
    - Evidence informing forecast-year allocation inputs; displayed values and growth are calculated: Fiscal 2026 backlist revenue of xx.xx% and digital revenue of xx.xx% lower the forecast physical-backlist proxy instead of assuming continued backlist expansion.
    - Evidence informing forecast-year allocation inputs; displayed values and growth are calculated: The updated catalog mix changes the forecast population available for repeat inventory releases.
    - Evidence informing forecast-year allocation inputs; displayed values and growth are calculated: The updated frontlist/backlist bridge changes the forecast planned-production weight; no 2032 share is disclosed.
75. How Do Lulu Direct Orders Work?
    - Evidence informing base-year allocation inputs; displayed values and growth are calculated: Lulu describes printing after customer purchase and distinguishes production from subsequent shipment, supporting recipient-order attribution rather than technology-based classification.
    - Evidence informing forecast-year allocation inputs; displayed values and growth are calculated: Lulu describes printing after customer purchase and distinguishes production from subsequent shipment, supporting recipient-order attribution rather than technology-based classification.
    - Evidence informing base-year allocation inputs; displayed values and growth are calculated: No minimum order and one-copy ordering establish commercial feasibility, not the number or value of single-copy releases.
    - Evidence informing forecast-year allocation inputs; displayed values and growth are calculated: No minimum order and one-copy ordering establish commercial feasibility, not the number or value of single-copy releases.
    - Evidence informing base-year allocation inputs; displayed values and growth are calculated: One POD offering accepts hundreds of copies, independently challenging a POD-equals-single-copy allocation.
    - Evidence informing forecast-year allocation inputs; displayed values and growth are calculated: One POD offering accepts hundreds of copies, independently challenging a POD-equals-single-copy allocation.
    - Evidence informing base-year allocation inputs; displayed values and growth are calculated: Orders can extend into thousands within the same offering; the production trigger therefore does not uniquely identify the working run band.
    - Evidence informing forecast-year allocation inputs; displayed values and growth are calculated: Orders can extend into thousands within the same offering; the production trigger therefore does not uniquely identify the working run band.

76. Supply Chain - Clays
    - Evidence informing base-year allocation inputs; displayed values and growth are calculated: Clays describes differentiated backlist arrangements and stock visibility, supporting a separate inventory-replenishment cohort without establishing its numerical prevalence.
    - Evidence informing forecast-year allocation inputs; displayed values and growth are calculated: Clays describes differentiated backlist arrangements and stock visibility, supporting a separate inventory-replenishment cohort without establishing its numerical prevalence.
    - Evidence informing base-year allocation inputs; displayed values and growth are calculated: New-title consolidation and predictable annual backlist demand support retaining planned inventory commitments; short-run printing is explicitly not necessarily POD.
    - Evidence informing forecast-year allocation inputs; displayed values and growth are calculated: New-title consolidation and predictable annual backlist demand support retaining planned inventory commitments; short-run printing is explicitly not necessarily POD.
    - Evidence informing base-year allocation inputs; displayed values and growth are calculated: Clays explicitly distinguishes short-run work from POD, supporting category separation rather than a technological proxy for value share.
    - Evidence informing forecast-year allocation inputs; displayed values and growth are calculated: Clays explicitly distinguishes short-run work from POD, supporting category separation rather than a technological proxy for value share.
77. Smart Backlist Management: When to Hold and When to Print-on-Demand
    - Evidence informing base-year allocation inputs; displayed values and growth are calculated: Sheridan describes low-volume titles moving to POD while other titles retain inventory, supporting differentiated release-policy assumptions rather than a uniform backlist-to-POD conversion.
    - Evidence informing forecast-year allocation inputs; displayed values and growth are calculated: Sheridan describes low-volume titles moving to POD while other titles retain inventory, supporting differentiated release-policy assumptions rather than a uniform backlist-to-POD conversion.
    - Evidence informing base-year allocation inputs; displayed values and growth are calculated: A disclosed customer example uses a stock threshold to trigger a 2,000-copy replenishment order. It establishes the commercial mechanism, not a market-wide share.
    - Evidence informing forecast-year allocation inputs; displayed values and growth are calculated: A disclosed customer example uses a stock threshold to trigger a 2,000-copy replenishment order. It establishes the commercial mechanism, not a market-wide share.

78. Shortage of NCERT textbooks - Rajya Sabha Unstarred Question No. 1941, December 17, 2025
    - Evidence informing base-year allocation inputs; displayed values and growth are calculated: Advance enrollment-based forecasting, academic-session readiness and a fiscal 2025-xx.xx plan for approximately xx.xx textbooks support a substantial calendar-driven stock cohort. The target is not realized production.
    - Evidence informing forecast-year allocation inputs; displayed values and growth are calculated: Advance enrollment-based forecasting, academic-session readiness and a fiscal 2025-xx.xx plan for approximately xx.xx textbooks support a substantial calendar-driven stock cohort. The target is not realized production.
    - Evidence informing base-year allocation inputs; displayed values and growth are calculated: Phased supply and inventory monitoring support distinguishing ongoing availability obligations from individual-recipient POD, without quantifying replenishment's global prevalence.
    - Evidence informing forecast-year allocation inputs; displayed values and growth are calculated: Phased supply and inventory monitoring support distinguishing ongoing availability obligations from individual-recipient POD, without quantifying replenishment's global prevalence.
    - Evidence informing base-year allocation inputs; displayed values and growth are calculated: The official answer distinguishes printer empanelment from approximately xx.xx distribution vendors and describes planned fiscal 2025-xx.xx printing of approximately xx.xx textbooks. It supports commissioning-versus-distribution separation, not a realized monetary channel split.
    - Evidence informing forecast-year allocation inputs; displayed values and growth are calculated: The official answer distinguishes printer empanelment from approximately xx.xx distribution vendors and describes planned fiscal 2025-xx.xx printing of approximately xx.xx textbooks. It supports commissioning-versus-distribution separation, not a realized monetary channel split.
    - Evidence informing base-year allocation inputs; displayed values and growth are calculated: Phased textbook supply supports treating annual institutional quantities separately from production batches; it does not disclose the medium-run allocation.
    - Evidence informing forecast-year allocation inputs; displayed values and growth are calculated: Phased textbook supply supports treating annual institutional quantities separately from production batches; it does not disclose the medium-run allocation.
    - Evidence informing base-year allocation inputs; displayed values and growth are calculated: The December xx.xx 2025 answer identifies a xx.xx-million-copy FY2025-xx.xx printing decision versus approximately xx.xx in recent years, a counterforce to assuming rapid long-run disappearance. Planned copies are not realized service revenue.
    - Evidence informing forecast-year allocation inputs; displayed values and growth are calculated: The December xx.xx 2025 answer identifies a xx.xx-million-copy FY2025-xx.xx printing decision versus approximately xx.xx in recent years, a counterforce to assuming rapid long-run disappearance. Planned copies are not realized service revenue.
79. Fulfillment Fee - Lulu Direct
    - Evidence informing base-year allocation inputs; displayed values and growth are calculated: The September 2026 schedule lists USD xx.xx per order regardless of item count, supporting an order-frequency effect on associated-service value. It does not verify the assumed historical or forecast multiplier.
    - Evidence informing forecast-year allocation inputs; displayed values and growth are calculated: The September 2026 schedule lists USD xx.xx per order regardless of item count, supporting an order-frequency effect on associated-service value. It does not verify the assumed historical or forecast multiplier.

80. InnerWorkings, Inc. - Form 10-K for the year ended December 31, 2019
    - Evidence informing base-year allocation inputs; displayed values and growth are calculated: The 2019 filing reports USD xx.xx gross profit on USD xx.xx revenue and describes purchased-product and direct-service costs. Historical reported margins constrain the modeled xx.xx% retained-fee ratio; they do not directly measure book-channel share.
    - Evidence informing forecast-year allocation inputs; displayed values and growth are calculated: The 2019 filing reports USD xx.xx gross profit on USD xx.xx revenue and describes purchased-product and direct-service costs. Historical reported margins constrain the modeled xx.xx% retained-fee ratio; they do not directly measure book-channel share.
    - Evidence informing base-year allocation inputs; displayed values and growth are calculated: The procurement-service margin comparison supports the fee-to-managed-spending bridge underlying the direct-channel complement. Carrying the normalized ratio into 2032 is explicitly a forecast assumption.
    - Evidence informing forecast-year allocation inputs; displayed values and growth are calculated: The procurement-service margin comparison supports the fee-to-managed-spending bridge underlying the direct-channel complement. Carrying the normalized ratio into 2032 is explicitly a forecast assumption.
81. Simplified Purchase Agreement - U.S. Government Publishing Office
    - Evidence informing base-year allocation inputs; displayed values and growth are calculated: SPA permits agency awards directly to certified vendors for purchases up to USD xx.xx while GPO pays vendors and invoices agencies. This supports classifying by the contracting relationship rather than the invoice payer, not a numerical global weight.
    - Evidence informing forecast-year allocation inputs; displayed values and growth are calculated: SPA permits agency awards directly to certified vendors for purchases up to USD xx.xx while GPO pays vendors and invoices agencies. This supports classifying by the contracting relationship rather than the invoice payer, not a numerical global weight.
82. Global Print Services | China, Europe, SE Asia, USA & India
    - Evidence informing base-year allocation inputs; displayed values and growth are calculated: Imago describes sourcing suppliers and coordinating multiple manufacturers for book-related projects. Its cumulative customer relationships establish the offered intermediary role but are not annual revenue or allocation weights.
    - Evidence informing forecast-year allocation inputs; displayed values and growth are calculated: Imago describes sourcing suppliers and coordinating multiple manufacturers for book-related projects. Its cumulative customer relationships establish the offered intermediary role but are not annual revenue or allocation weights.
83. Lion Rock Group Limited - Annual Report 2025
    - Evidence informing base-year allocation inputs; displayed values and growth are calculated: Own-business 2025 turnover changes of minus xx.xx% for APOL and minus xx.xx% for Regent challenge uniform intermediary growth; Regent's non-book focus limits its relevance. These observations support avoiding an additional adoption uplift.
    - Evidence informing forecast-year allocation inputs; displayed values and growth are calculated: Own-business 2025 turnover changes of minus xx.xx% for APOL and minus xx.xx% for Regent challenge uniform intermediary growth; Regent's non-book focus limits its relevance. These observations support avoiding an additional adoption uplift.
    - Evidence informing base-year allocation inputs; displayed values and growth are calculated: Manufacturing turnover changes of minus xx.xx% at xx.xx Printing and plus xx.xx% at Papercraft demonstrate differing supplier trajectories rather than a simple common channel-growth pattern; these are not direct-contracting market shares.
    - Evidence informing forecast-year allocation inputs; displayed values and growth are calculated: Manufacturing turnover changes of minus xx.xx% at xx.xx Printing and plus xx.xx% at Papercraft demonstrate differing supplier trajectories rather than a simple common channel-growth pattern; these are not direct-contracting market shares.

84. Imprint Digital - Book Printing Prices UK
    - Evidence informing base-year allocation inputs; displayed values and growth are calculated: The inspected schedule quotes GBP xx.xx at xx.xx copies for one paperback specification, supporting a relative-price input, not a historical global realization.
    - Evidence informing forecast-year allocation inputs; displayed values and growth are calculated: The inspected schedule quotes GBP xx.xx at xx.xx copies for one paperback specification, supporting a relative-price input, not a historical global realization.
    - Evidence informing base-year allocation inputs; displayed values and growth are calculated: GBP xx.xx at xx.xx copies supplies the medium-run reference index; format and delivery differences require separate treatment.
    - Evidence informing forecast-year allocation inputs; displayed values and growth are calculated: GBP xx.xx at xx.xx copies supplies the medium-run reference index; format and delivery differences require separate treatment.
    - Evidence informing base-year allocation inputs; displayed values and growth are calculated: The quantity-price curve anchors the reference from which the long-run discount is assumed; no long-run price or future share is disclosed.
    - Evidence informing forecast-year allocation inputs; displayed values and growth are calculated: The quantity-price curve anchors the reference from which the long-run discount is assumed; no long-run price or future share is disclosed.
85. Print Options
    - Evidence informing base-year allocation inputs; displayed values and growth are calculated: KDP distinguishes black-and-white from color records and locks ink type after publication. These platform-specific conditions qualify switching assumptions, not market weights. ([kdp.amazon.com](https://kdp.amazon.com/en_US/help/topic/G201834180))
    - Evidence informing forecast-year allocation inputs; displayed values and growth are calculated: KDP distinguishes black-and-white from color records and locks ink type after publication. These platform-specific conditions qualify switching assumptions, not market weights. ([kdp.amazon.com](https://kdp.amazon.com/en_US/help/topic/G201834180))
    - Evidence informing base-year allocation inputs; displayed values and growth are calculated: The displayed platform menu does not establish designated spot-color availability or sales; a general color option is not used as evidence of spot-color demand. ([kdp.amazon.com](https://kdp.amazon.com/en_US/help/topic/G201834180))
    - Evidence informing forecast-year allocation inputs; displayed values and growth are calculated: The displayed platform menu does not establish designated spot-color availability or sales; a general color option is not used as evidence of spot-color demand. ([kdp.amazon.com](https://kdp.amazon.com/en_US/help/topic/G201834180))
    - Evidence informing base-year allocation inputs; displayed values and growth are calculated: Standard color is unavailable for hardcover, but premium color is available. Both process-color tiers belong within the modeled Full-Color Interiors category. ([kdp.amazon.com](https://kdp.amazon.com/en_US/help/topic/G201834180))
    - Evidence informing forecast-year allocation inputs; displayed values and growth are calculated: Standard color is unavailable for hardcover, but premium color is available. Both process-color tiers belong within the modeled Full-Color Interiors category. ([kdp.amazon.com](https://kdp.amazon.com/en_US/help/topic/G201834180))
86. Synthèse des chiffres de l'édition jeunesse 2024-2025
    - Evidence informing base-year allocation inputs; displayed values and growth are calculated: The primary French publishing survey reports a xx.xx% decline in illustrated early-childhood volumes and a xx.xx% decline in youth-fiction volumes in 2024. These differing outcomes challenge an aggressive universal color-growth assumption. ([sne.fr](https://www.sne.fr/actu/synthese-des-chiffres-de-ledition-jeunesse-2024-2025/))
    - Evidence informing forecast-year allocation inputs; displayed values and growth are calculated: The primary French publishing survey reports a xx.xx% decline in illustrated early-childhood volumes and a xx.xx% decline in youth-fiction volumes in 2024. These differing outcomes challenge an aggressive universal color-growth assumption. ([sne.fr](https://www.sne.fr/actu/synthese-des-chiffres-de-ledition-jeunesse-2024-2025/))

19.2. G7

Table 400. G7 Book Printing & Packaging Services Market, by Country growth contribution, 2025-2032

Category	2025 value (USD Million)	2032 value (USD Million)	Added value (USD Million)	2025 share (%)	2032 share (%)	Change (pp)	Growth share (%)	CAGR (%)
Canada	xx.xx	xx.xx	xx.xx	xx.xx	xx.xx	xx.xx	xx.xx	xx.xx
France	xx.xx	xx.xx	xx.xx	xx.xx	xx.xx	xx.xx	xx.xx	xx.xx
Germany	xx.xx	xx.xx	xx.xx	xx.xx	xx.xx	xx.xx	xx.xx	xx.xx
Italy	xx.xx	xx.xx	xx.xx	xx.xx	xx.xx	xx.xx	xx.xx	xx.xx
Japan	xx.xx	xx.xx	xx.xx	xx.xx	xx.xx	xx.xx	xx.xx	xx.xx
United Kingdom	xx.xx	xx.xx	xx.xx	xx.xx	xx.xx	xx.xx	xx.xx	xx.xx
United States	xx.xx	xx.xx	xx.xx	xx.xx	xx.xx	xx.xx	xx.xx	xx.xx
Scope total	**xx.xx**	**xx.xx**	**xx.xx**	**xx.xx**	**xx.xx**	**xx.xx**	**xx.xx**	**xx.xx**

Table 401. G7 Book Printing & Packaging Services Market Size, by Group, 2017-2040 (USD Million)

Group	2017	2024	2025	2026	2027	2032	2040	CAGR (%)
Canada	xx.xx	xx.xx	xx.xx	xx.xx	xx.xx	xx.xx	xx.xx	xx.xx
France	xx.xx	xx.xx	xx.xx	xx.xx	xx.xx	xx.xx	xx.xx	xx.xx
Germany	xx.xx	xx.xx	xx.xx	xx.xx	xx.xx	xx.xx	xx.xx	xx.xx
Italy	xx.xx	xx.xx	xx.xx	xx.xx	xx.xx	xx.xx	xx.xx	xx.xx
Japan	xx.xx	xx.xx	xx.xx	xx.xx	xx.xx	xx.xx	xx.xx	xx.xx
United Kingdom	xx.xx	xx.xx	xx.xx	xx.xx	xx.xx	xx.xx	xx.xx	xx.xx
United States	xx.xx	xx.xx	xx.xx	xx.xx	xx.xx	xx.xx	xx.xx	xx.xx

Table 402. G7 Book Printing & Packaging Services Market Size, by Service Offering, 2017-2040 (USD Million)

Service Offering	2017	2024	2025	2026	2027	2032	2040	CAGR (%)
Book Packaging Production	xx.xx	xx.xx	xx.xx	xx.xx	xx.xx	xx.xx	xx.xx	xx.xx
Book Packing & Kitting	xx.xx	xx.xx	xx.xx	xx.xx	xx.xx	xx.xx	xx.xx	xx.xx
Book Printing	xx.xx	xx.xx	xx.xx	xx.xx	xx.xx	xx.xx	xx.xx	xx.xx
Bookbinding & Finishing	xx.xx	xx.xx	xx.xx	xx.xx	xx.xx	xx.xx	xx.xx	xx.xx
Prepress Services	xx.xx	xx.xx	xx.xx	xx.xx	xx.xx	xx.xx	xx.xx	xx.xx
Print Production Management	xx.xx	xx.xx	xx.xx	xx.xx	xx.xx	xx.xx	xx.xx	xx.xx
Production-Linked Fulfillment	xx.xx	xx.xx	xx.xx	xx.xx	xx.xx	xx.xx	xx.xx	xx.xx
Total	**xx.xx**	**xx.xx**	**xx.xx**	**xx.xx**	**xx.xx**	**xx.xx**	**xx.xx**	**xx.xx**

Table 403. G7 Book Printing & Packaging Services Market Size, by Book Format, 2017-2040 (USD Million)

Book Format	2017	2024	2025	2026	2027	2032	2040	CAGR (%)
Accordion-Fold Books	xx.xx	xx.xx	xx.xx	xx.xx	xx.xx	xx.xx	xx.xx	xx.xx
Bath Books	xx.xx	xx.xx	xx.xx	xx.xx	xx.xx	xx.xx	xx.xx	xx.xx
Board Books	xx.xx	xx.xx	xx.xx	xx.xx	xx.xx	xx.xx	xx.xx	xx.xx
Foam Books	xx.xx	xx.xx	xx.xx	xx.xx	xx.xx	xx.xx	xx.xx	xx.xx
Hardcover Books	xx.xx	xx.xx	xx.xx	xx.xx	xx.xx	xx.xx	xx.xx	xx.xx
Loose-Leaf Books	xx.xx	xx.xx	xx.xx	xx.xx	xx.xx	xx.xx	xx.xx	xx.xx
Paperback & Softcover Books	xx.xx	xx.xx	xx.xx	xx.xx	xx.xx	xx.xx	xx.xx	xx.xx
Saddle-Stitched Booklets	xx.xx	xx.xx	xx.xx	xx.xx	xx.xx	xx.xx	xx.xx	xx.xx
Slide-Bound Books	xx.xx	xx.xx	xx.xx	xx.xx	xx.xx	xx.xx	xx.xx	xx.xx
Textile Books	xx.xx	xx.xx	xx.xx	xx.xx	xx.xx	xx.xx	xx.xx	xx.xx
Wire, Coil & Comb-Bound Books	xx.xx	xx.xx	xx.xx	xx.xx	xx.xx	xx.xx	xx.xx	xx.xx
Total	**xx.xx**	**xx.xx**	**xx.xx**	**xx.xx**	**xx.xx**	**xx.xx**	**xx.xx**	**xx.xx**

Table 404. G7 Book Printing & Packaging Services Market Size, by Packaging Format, 2017-2040 (USD Million)

Packaging Format	2017	2024	2025	2026	2027	2032	2040	CAGR (%)
Bags & Pouches	xx.xx	xx.xx	xx.xx	xx.xx	xx.xx	xx.xx	xx.xx	xx.xx
Blister & Clamshell Packs	xx.xx	xx.xx	xx.xx	xx.xx	xx.xx	xx.xx	xx.xx	xx.xx
Boxes & Lidded Cases	xx.xx	xx.xx	xx.xx	xx.xx	xx.xx	xx.xx	xx.xx	xx.xx
Envelopes, Wallets & Folders	xx.xx	xx.xx	xx.xx	xx.xx	xx.xx	xx.xx	xx.xx	xx.xx
Film & Paper Wraps	xx.xx	xx.xx	xx.xx	xx.xx	xx.xx	xx.xx	xx.xx	xx.xx
Protective Inserts & Cushioning	xx.xx	xx.xx	xx.xx	xx.xx	xx.xx	xx.xx	xx.xx	xx.xx
Seals & Strapping	xx.xx	xx.xx	xx.xx	xx.xx	xx.xx	xx.xx	xx.xx	xx.xx
Sleeves & Wraparound Bands	xx.xx	xx.xx	xx.xx	xx.xx	xx.xx	xx.xx	xx.xx	xx.xx
Slipcases	xx.xx	xx.xx	xx.xx	xx.xx	xx.xx	xx.xx	xx.xx	xx.xx
Others	xx.xx	xx.xx	xx.xx	xx.xx	xx.xx	xx.xx	xx.xx	xx.xx
Total	**xx.xx**	**xx.xx**	**xx.xx**	**xx.xx**	**xx.xx**	**xx.xx**	**xx.xx**	**xx.xx**

Table 405. G7 Book Printing & Packaging Services Market Size, by Printing Technology, 2017-2040 (USD Million)

Printing Technology	2017	2024	2025	2026	2027	2032	2040	CAGR (%)
Braille Embossing	xx.xx	xx.xx	xx.xx	xx.xx	xx.xx	xx.xx	xx.xx	xx.xx
Digital Printing	xx.xx	xx.xx	xx.xx	xx.xx	xx.xx	xx.xx	xx.xx	xx.xx
Flexographic Printing	xx.xx	xx.xx	xx.xx	xx.xx	xx.xx	xx.xx	xx.xx	xx.xx
Gravure Printing	xx.xx	xx.xx	xx.xx	xx.xx	xx.xx	xx.xx	xx.xx	xx.xx
Letterpress Printing	xx.xx	xx.xx	xx.xx	xx.xx	xx.xx	xx.xx	xx.xx	xx.xx
Offset Lithography	xx.xx	xx.xx	xx.xx	xx.xx	xx.xx	xx.xx	xx.xx	xx.xx
Screen Printing	xx.xx	xx.xx	xx.xx	xx.xx	xx.xx	xx.xx	xx.xx	xx.xx
Silver-Halide Photographic Printing	xx.xx	xx.xx	xx.xx	xx.xx	xx.xx	xx.xx	xx.xx	xx.xx
Stencil Duplicator Printing	xx.xx	xx.xx	xx.xx	xx.xx	xx.xx	xx.xx	xx.xx	xx.xx
Others	xx.xx	xx.xx	xx.xx	xx.xx	xx.xx	xx.xx	xx.xx	xx.xx
Total	**xx.xx**	**xx.xx**	**xx.xx**	**xx.xx**	**xx.xx**	**xx.xx**	**xx.xx**	**xx.xx**

Table 406. G7 Book Printing & Packaging Services Market Size, by Offset Lithography, 2017-2040 (USD Million)

Offset Lithography	2017	2024	2025	2026	2027	2032	2040	CAGR (%)
Sheetfed Offset Printing	xx.xx	xx.xx	xx.xx	xx.xx	xx.xx	xx.xx	xx.xx	xx.xx
Web Offset Printing	xx.xx	xx.xx	xx.xx	xx.xx	xx.xx	xx.xx	xx.xx	xx.xx
Total	**xx.xx**	**xx.xx**	**xx.xx**	**xx.xx**	**xx.xx**	**xx.xx**	**xx.xx**	**xx.xx**

Table 407. G7 Book Printing & Packaging Services Market Size, by Digital Printing, 2017-2040 (USD Million)

Digital Printing	2017	2024	2025	2026	2027	2032	2040	CAGR (%)
Electrophotographic Printing	xx.xx	xx.xx	xx.xx	xx.xx	xx.xx	xx.xx	xx.xx	xx.xx
Inkjet Printing	xx.xx	xx.xx	xx.xx	xx.xx	xx.xx	xx.xx	xx.xx	xx.xx
Thermal Printing	xx.xx	xx.xx	xx.xx	xx.xx	xx.xx	xx.xx	xx.xx	xx.xx
Total	**xx.xx**	**xx.xx**	**xx.xx**	**xx.xx**	**xx.xx**	**xx.xx**	**xx.xx**	**xx.xx**

Table 408. G7 Book Printing & Packaging Services Market Size, by Publication Application, 2017-2040 (USD Million)

Publication Application	2017	2024	2025	2026	2027	2032	2040	CAGR (%)
Activity & Puzzle Books	xx.xx	xx.xx	xx.xx	xx.xx	xx.xx	xx.xx	xx.xx	xx.xx
Art & Photography Books	xx.xx	xx.xx	xx.xx	xx.xx	xx.xx	xx.xx	xx.xx	xx.xx
Commemorative & Personal Books	xx.xx	xx.xx	xx.xx	xx.xx	xx.xx	xx.xx	xx.xx	xx.xx
Educational & Training Books	xx.xx	xx.xx	xx.xx	xx.xx	xx.xx	xx.xx	xx.xx	xx.xx
General-Interest Books	xx.xx	xx.xx	xx.xx	xx.xx	xx.xx	xx.xx	xx.xx	xx.xx
Institutional & Corporate Books	xx.xx	xx.xx	xx.xx	xx.xx	xx.xx	xx.xx	xx.xx	xx.xx
Music Books & Scores	xx.xx	xx.xx	xx.xx	xx.xx	xx.xx	xx.xx	xx.xx	xx.xx
Religious & Devotional Books	xx.xx	xx.xx	xx.xx	xx.xx	xx.xx	xx.xx	xx.xx	xx.xx
Scholarly & Professional Books	xx.xx	xx.xx	xx.xx	xx.xx	xx.xx	xx.xx	xx.xx	xx.xx
Total	**xx.xx**	**xx.xx**	**xx.xx**	**xx.xx**	**xx.xx**	**xx.xx**	**xx.xx**	**xx.xx**

Table 409. G7 Book Printing & Packaging Services Market Size, by Educational & Training Books, 2017-2040 (USD Million)

Educational & Training Books	2017	2024	2025	2026	2027	2032	2040	CAGR (%)
Higher Education Textbooks	xx.xx	xx.xx	xx.xx	xx.xx	xx.xx	xx.xx	xx.xx	xx.xx
School Textbooks & Workbooks	xx.xx	xx.xx	xx.xx	xx.xx	xx.xx	xx.xx	xx.xx	xx.xx
Vocational & Continuing Education Books	xx.xx	xx.xx	xx.xx	xx.xx	xx.xx	xx.xx	xx.xx	xx.xx
Total	**xx.xx**	**xx.xx**	**xx.xx**	**xx.xx**	**xx.xx**	**xx.xx**	**xx.xx**	**xx.xx**

Table 410. G7 Book Printing & Packaging Services Market Size, by Commemorative & Personal Books, 2017-2040 (USD Million)

Commemorative & Personal Books	2017	2024	2025	2026	2027	2032	2040	CAGR (%)
Personal Photo & Memory Books	xx.xx	xx.xx	xx.xx	xx.xx	xx.xx	xx.xx	xx.xx	xx.xx
Yearbooks & Organizational Commemoratives	xx.xx	xx.xx	xx.xx	xx.xx	xx.xx	xx.xx	xx.xx	xx.xx
Total	**xx.xx**	**xx.xx**	**xx.xx**	**xx.xx**	**xx.xx**	**xx.xx**	**xx.xx**	**xx.xx**

Table 411. G7 Book Printing & Packaging Services Market Size, by Scholarly & Professional Books, 2017-2040 (USD Million)

Scholarly & Professional Books	2017	2024	2025	2026	2027	2032	2040	CAGR (%)
Professional & Technical Reference Books	xx.xx	xx.xx	xx.xx	xx.xx	xx.xx	xx.xx	xx.xx	xx.xx
Scholarly Research Books	xx.xx	xx.xx	xx.xx	xx.xx	xx.xx	xx.xx	xx.xx	xx.xx
Total	**xx.xx**	**xx.xx**	**xx.xx**	**xx.xx**	**xx.xx**	**xx.xx**	**xx.xx**	**xx.xx**

Table 412. G7 Book Printing & Packaging Services Market Size, by Buyer Type, 2017-2040 (USD Million)

Buyer Type	2017	2024	2025	2026	2027	2032	2040	CAGR (%)
Corporate & Commercial Buyers	xx.xx	xx.xx	xx.xx	xx.xx	xx.xx	xx.xx	xx.xx	xx.xx
Educational & Research Institutions	xx.xx	xx.xx	xx.xx	xx.xx	xx.xx	xx.xx	xx.xx	xx.xx
Government & Intergovernmental Bodies	xx.xx	xx.xx	xx.xx	xx.xx	xx.xx	xx.xx	xx.xx	xx.xx
Nonprofit & Membership Organizations	xx.xx	xx.xx	xx.xx	xx.xx	xx.xx	xx.xx	xx.xx	xx.xx
Print & Production Service Providers	xx.xx	xx.xx	xx.xx	xx.xx	xx.xx	xx.xx	xx.xx	xx.xx
Private Individuals & Households	xx.xx	xx.xx	xx.xx	xx.xx	xx.xx	xx.xx	xx.xx	xx.xx
Publishing Organizations	xx.xx	xx.xx	xx.xx	xx.xx	xx.xx	xx.xx	xx.xx	xx.xx
Self-Publishing Authors & Creators	xx.xx	xx.xx	xx.xx	xx.xx	xx.xx	xx.xx	xx.xx	xx.xx
Total	**xx.xx**	**xx.xx**	**xx.xx**	**xx.xx**	**xx.xx**	**xx.xx**	**xx.xx**	**xx.xx**

Table 413. G7 Book Printing & Packaging Services Market Size, by Production Model, 2017-2040 (USD Million)

Production Model	2017	2024	2025	2026	2027	2032	2040	CAGR (%)
Planned Stock Production	xx.xx	xx.xx	xx.xx	xx.xx	xx.xx	xx.xx	xx.xx	xx.xx
Print-on-Demand	xx.xx	xx.xx	xx.xx	xx.xx	xx.xx	xx.xx	xx.xx	xx.xx
Stock Replenishment	xx.xx	xx.xx	xx.xx	xx.xx	xx.xx	xx.xx	xx.xx	xx.xx
Total	**xx.xx**	**xx.xx**	**xx.xx**	**xx.xx**	**xx.xx**	**xx.xx**	**xx.xx**	**xx.xx**

Table 414. G7 Book Printing & Packaging Services Market Size, by Fulfillment Model, 2017-2040 (USD Million)

Fulfillment Model	2017	2024	2025	2026	2027	2032	2040	CAGR (%)
Consolidated Handoff	xx.xx	xx.xx	xx.xx	xx.xx	xx.xx	xx.xx	xx.xx	xx.xx
Distribution-List Delivery	xx.xx	xx.xx	xx.xx	xx.xx	xx.xx	xx.xx	xx.xx	xx.xx
Order-Level Fulfillment	xx.xx	xx.xx	xx.xx	xx.xx	xx.xx	xx.xx	xx.xx	xx.xx
Total	**xx.xx**	**xx.xx**	**xx.xx**	**xx.xx**	**xx.xx**	**xx.xx**	**xx.xx**	**xx.xx**

Table 415. G7 Book Printing & Packaging Services Market Size, by Procurement Channel, 2017-2040 (USD Million)

Procurement Channel	2017	2024	2025	2026	2027	2032	2040	CAGR (%)
Direct Provider Contracting	xx.xx	xx.xx	xx.xx	xx.xx	xx.xx	xx.xx	xx.xx	xx.xx
Intermediary-Led Contracting	xx.xx	xx.xx	xx.xx	xx.xx	xx.xx	xx.xx	xx.xx	xx.xx
Total	**xx.xx**	**xx.xx**	**xx.xx**	**xx.xx**	**xx.xx**	**xx.xx**	**xx.xx**	**xx.xx**

Table 416. G7 Book Printing & Packaging Services Market Size, by Print Run Length, 2017-2040 (USD Million)

Print Run Length	2017	2024	2025	2026	2027	2032	2040	CAGR (%)
Long Runs	xx.xx	xx.xx	xx.xx	xx.xx	xx.xx	xx.xx	xx.xx	xx.xx
Medium Runs	xx.xx	xx.xx	xx.xx	xx.xx	xx.xx	xx.xx	xx.xx	xx.xx
Short Runs	xx.xx	xx.xx	xx.xx	xx.xx	xx.xx	xx.xx	xx.xx	xx.xx
Single-Copy Runs	xx.xx	xx.xx	xx.xx	xx.xx	xx.xx	xx.xx	xx.xx	xx.xx
Total	**xx.xx**	**xx.xx**	**xx.xx**	**xx.xx**	**xx.xx**	**xx.xx**	**xx.xx**	**xx.xx**

Table 417. G7 Book Printing & Packaging Services Market Size, by Interior Color, 2017-2040 (USD Million)

Interior Color	2017	2024	2025	2026	2027	2032	2040	CAGR (%)
Black-and-White Interiors	xx.xx	xx.xx	xx.xx	xx.xx	xx.xx	xx.xx	xx.xx	xx.xx
Full-Color Interiors	xx.xx	xx.xx	xx.xx	xx.xx	xx.xx	xx.xx	xx.xx	xx.xx
Spot-Color Interiors	xx.xx	xx.xx	xx.xx	xx.xx	xx.xx	xx.xx	xx.xx	xx.xx
Total	**xx.xx**	**xx.xx**	**xx.xx**	**xx.xx**	**xx.xx**	**xx.xx**	**xx.xx**	**xx.xx**

Sources & Evidence

1. European Book Publishing Statistics 2024
   - Evidence informing the 2024 market-value input; displayed series and growth include calculations: European publishers reported approximately EUR xx.xx of net book-sales revenue in 2024. The disclosed ebook and audiobook proportions inform the modeled xx.xx% physical-book revenue proportion; publisher revenue is an input, not printing-service revenue.
   - Evidence informing the 2025 market-value input; displayed series and growth include calculations: The 2024 publisher-revenue and format observations provide the European demand input carried into the 2025 estimate.

2. The Global Publishing Industry in 2022

- Evidence informing the 2024 market-value input; displayed series and growth include calculations: Table xx.xx supplies country-level publishing revenues and identifies differences between retail-value, publisher-revenue, print-only and prior-year observations. Selected non-European country observations are adjusted for physical formats and period before estimating production spending.
- Evidence informing the 2025 market-value input; displayed series and growth include calculations: The selected country observations contribute to the demand pool underlying the 2025 working estimate. Nielsen retail datasets elsewhere in the publication are not used.
- Evidence informing base-year allocation inputs; displayed values and growth are calculated: Primary survey sector differences constrain the education-adjusted hardcover proxy.
- Evidence informing forecast-year allocation inputs; displayed values and growth are calculated: Primary survey sector differences constrain the education-adjusted hardcover proxy.
- Evidence informing base-year allocation inputs; displayed values and growth are calculated: Educational/trade differences qualify extrapolation of U.S. consumer-format revenue.
- Evidence informing forecast-year allocation inputs; displayed values and growth are calculated: Educational/trade differences qualify extrapolation of U.S. consumer-format revenue.
- Evidence informing base-year allocation inputs; displayed values and growth are calculated: USD xx.xx of surveyed children's publishing revenue anchors the modeled specialty demand pool, not supplier receipts.
- Evidence informing forecast-year allocation inputs; displayed values and growth are calculated: USD xx.xx of surveyed children's publishing revenue anchors the modeled specialty demand pool, not supplier receipts.
- Evidence informing base-year allocation inputs; displayed values and growth are calculated: Sector data constrain the commissioning-pool proxy; mechanical incidence remains assumed.
- Evidence informing forecast-year allocation inputs; displayed values and growth are calculated: Sector data constrain the commissioning-pool proxy; mechanical incidence remains assumed.
- Evidence informing base-year allocation inputs; displayed values and growth are calculated: Educational demand supplies a common economic anchor; loose-leaf incidence remains modeled.
- Evidence informing forecast-year allocation inputs; displayed values and growth are calculated: Educational demand supplies a common economic anchor; loose-leaf incidence remains modeled.
- Evidence informing base-year allocation inputs; displayed values and growth are calculated: Sector observations constrain the educational short-book commissioning pool.
- Evidence informing forecast-year allocation inputs; displayed values and growth are calculated: Sector observations constrain the educational short-book commissioning pool.
- Evidence informing base-year allocation inputs; displayed values and growth are calculated: The commissioning-pool anchor supports an explicit sparse-format incidence model.
- Evidence informing forecast-year allocation inputs; displayed values and growth are calculated: The commissioning-pool anchor supports an explicit sparse-format incidence model.
- Evidence informing base-year allocation inputs; displayed values and growth are calculated: Children's demand anchors the accordion working estimate, not observed accordion orders.
- Evidence informing forecast-year allocation inputs; displayed values and growth are calculated: Children's demand anchors the accordion working estimate, not observed accordion orders.
- Evidence informing base-year allocation inputs; displayed values and growth are calculated: Children's demand anchors assumed textile-book order incidence.
- Evidence informing forecast-year allocation inputs; displayed values and growth are calculated: Children's demand anchors assumed textile-book order incidence.
- Evidence informing base-year allocation inputs; displayed values and growth are calculated: Children's demand anchors assumed bath-book order incidence.
- Evidence informing forecast-year allocation inputs; displayed values and growth are calculated: Children's demand anchors assumed bath-book order incidence.
- Evidence informing base-year allocation inputs; displayed values and growth are calculated: Children's demand anchors assumed foam-book order incidence.
- Evidence informing forecast-year allocation inputs; displayed values and growth are calculated: Children's demand anchors assumed foam-book order incidence.
- Evidence informing base-year allocation inputs; displayed values and growth are calculated: The original publishing survey documents country-level trade/education revenue differences used to constrain the modeled physical-publishing mix; it does not directly measure service shares.
- Evidence informing forecast-year allocation inputs; displayed values and growth are calculated: The original publishing survey documents country-level trade/education revenue differences used to constrain the modeled physical-publishing mix; it does not directly measure service shares.

3. 2024 年新闻出版统计公报

- Evidence informing the 2024 market-value input; displayed series and growth include calculations: For 2024, the official table reports xx.xx book copies or sheets and CNY xx.xx of book-publishing revenue. These constrain the demand bridge and historical contraction, rather than directly measuring printing-service sales.
- Evidence informing the 2025 market-value input; displayed series and growth include calculations: The 2024 book-publishing observation supplies the Chinese demand primitive for the 2025 model.
- Evidence informing base-year allocation inputs; displayed values and growth are calculated: Official 2024 output of xx.xx copies/sheets constrains total modeled publisher activity; it does not disclose single-copy production.
- Evidence informing forecast-year allocation inputs; displayed values and growth are calculated: Official 2024 output of xx.xx copies/sheets constrains total modeled publisher activity; it does not disclose single-copy production.
- Evidence informing base-year allocation inputs; displayed values and growth are calculated: Aggregate copies and annual title output constrain the shared activity model, not an observed short-run share.
- Evidence informing forecast-year allocation inputs; displayed values and growth are calculated: Aggregate copies and annual title output constrain the shared activity model, not an observed short-run share.
- Evidence informing base-year allocation inputs; displayed values and growth are calculated: Aggregate production provides a scale check for the medium-run assumption; annual copies per title are not individual batches.
- Evidence informing forecast-year allocation inputs; displayed values and growth are calculated: Aggregate production provides a scale check for the medium-run assumption; annual copies per title are not individual batches.
- Evidence informing base-year allocation inputs; displayed values and growth are calculated: Approximately xx.xx annual copies per title constrain the long-run scenario without proving its batch mix or forecast.
- Evidence informing forecast-year allocation inputs; displayed values and growth are calculated: Approximately xx.xx annual copies per title constrain the long-run scenario without proving its batch mix or forecast.

4. Foreign Exchange Rates - G.5A Annual, January 5, 2026

- Evidence informing the 2024 market-value input; displayed series and growth include calculations: The official 2024 annual-average conversion inputs are USD xx.xx per EUR, CNY xx.xx per USD and CAD xx.xx per USD.
- Evidence informing the 2025 market-value input; displayed series and growth include calculations: The exchange-rate table establishes the conversion basis of the preceding-year demand inputs used in the 2025 estimate; subsequent effective-USD price assumptions are modeled separately.

5. Book publishing industry, 2024 - Statistics Canada
   - Evidence informing the 2024 market-value input; displayed series and growth include calculations: Canadian publishers reported CAD xx.xx of print sales outside the online category and CAD xx.xx of online print sales in 2024. Their sum, rather than total operating revenue, supplies the physical-book demand input.
   - Evidence informing the 2025 market-value input; displayed series and growth include calculations: Reported cost of goods sold of CAD xx.xx, up CAD xx.xx from 2022, supplies a cost-pressure cross-check, not a directly attributable printing-services total.
   - Evidence informing base-year allocation inputs; displayed values and growth are calculated: CAD xx.xx plus CAD xx.xx of print sales supplies a physical-book commissioning proxy; digital growth constrains the forecast mix. ([www150.statcan.gc.ca](https://www150.statcan.gc.ca/n1/daily-quotidien/xx.xx/dq260205b-eng.pdf))
   - Evidence informing forecast-year allocation inputs; displayed values and growth are calculated: CAD xx.xx plus CAD xx.xx of print sales supplies a physical-book commissioning proxy; digital growth constrains the forecast mix. ([www150.statcan.gc.ca](https://www150.statcan.gc.ca/n1/daily-quotidien/xx.xx/dq260205b-eng.pdf))
   - Evidence informing base-year allocation inputs; displayed values and growth are calculated: Canadian online versus other print-sales values constrain parcel exposure, with explicit value-to-unit and geographic limitations.
   - Evidence informing forecast-year allocation inputs; displayed values and growth are calculated: Canadian online versus other print-sales values constrain parcel exposure, with explicit value-to-unit and geographic limitations.
   - Evidence informing base-year allocation inputs; displayed values and growth are calculated: The print-channel value mix supplies a limited parcel-demand proxy, not observed envelope purchases.
   - Evidence informing forecast-year allocation inputs; displayed values and growth are calculated: The print-channel value mix supplies a limited parcel-demand proxy, not observed envelope purchases.
   - Evidence informing base-year allocation inputs; displayed values and growth are calculated: The print-channel value mix supplies a limited parcel-demand proxy, not observed bag purchases.
   - Evidence informing forecast-year allocation inputs; displayed values and growth are calculated: The print-channel value mix supplies a limited parcel-demand proxy, not observed bag purchases.
   - Evidence informing base-year allocation inputs; displayed values and growth are calculated: Modest observed online-print growth qualifies aggressive parcel-related wrapping assumptions.
   - Evidence informing forecast-year allocation inputs; displayed values and growth are calculated: Modest observed online-print growth qualifies aggressive parcel-related wrapping assumptions.
   - Evidence informing base-year allocation inputs; displayed values and growth are calculated: Channel activity constrains the modeled delivery-pack population requiring separate protection.
   - Evidence informing forecast-year allocation inputs; displayed values and growth are calculated: Channel activity constrains the modeled delivery-pack population requiring separate protection.
   - Evidence informing base-year allocation inputs; displayed values and growth are calculated: Channel activity constrains the modeled delivery-pack population requiring closures.
   - Evidence informing forecast-year allocation inputs; displayed values and growth are calculated: Channel activity constrains the modeled delivery-pack population requiring closures.

6. U.S. Census Bureau - Books Printing: Shipments, annual table
   - Evidence informing the 2017 market-value input; displayed series and growth include calculations: U.S. books-printing shipments were USD xx.xx in 2017; this is a national production anchor for the historical model.
   - Evidence informing the 2018 market-value input; displayed series and growth include calculations: U.S. books-printing shipments were USD xx.xx in 2018.
   - Evidence informing the 2019 market-value input; displayed series and growth include calculations: U.S. books-printing shipments were USD xx.xx in 2019.
   - Evidence informing the 2020 market-value input; displayed series and growth include calculations: U.S. books-printing shipments were USD xx.xx in 2020.
   - Evidence informing the 2021 market-value input; displayed series and growth include calculations: U.S. books-printing shipments were USD xx.xx in 2021.
   - Evidence informing the 2022 market-value input; displayed series and growth include calculations: U.S. books-printing shipments were USD xx.xx in 2022.
   - Evidence informing the 2024 market-value input; displayed series and growth include calculations: U.S. books-printing shipments were USD xx.xx in 2024. This national industrial measure is narrower than the composite global service boundary.
7. U.S. Census Bureau - Book Publishers, All Establishments: Revenue, annual table
   - Evidence informing the 2024 market-value input; displayed series and growth include calculations: The Census annual series reports USD xx.xx of U.S. book-publisher revenue for 2024. A modeled xx.xx% physical-book proportion excludes digital and other adjacent receipts.
   - Evidence informing the 2025 market-value input; displayed series and growth include calculations: The 2024 Census observation replaces an older survey-based U.S. revenue bridge in the demand pool underlying 2025.
   - Evidence informing base-year allocation inputs; displayed values and growth are calculated: The official Census revenue-series page defines the publisher-receipt measure underlying the retained U.S. input; the exact 2024 cell was not independently re-extracted. ([fred.stlouisfed.org](https://fred.stlouisfed.org/data/AIES51113RCT00US))
   - Evidence informing forecast-year allocation inputs; displayed values and growth are calculated: The official Census revenue-series page defines the publisher-receipt measure underlying the retained U.S. input; the exact 2024 cell was not independently re-extracted. ([fred.stlouisfed.org](https://fred.stlouisfed.org/data/AIES51113RCT00US))

8. Scholastic Corporation - Form 10-K for the year ended May 31, 2025

- Evidence informing the 2024 market-value input; displayed series and growth include calculations: Scholastic's fiscal 2024 product, service, production and inventory-reserve costs were xx.xx% of revenue; postage, freight, shipping, fulfillment and other costs were xx.xx%. These broad categories constrain, but do not directly establish, eligible outsourced-service spending.
- Evidence informing the 2025 market-value input; displayed series and growth include calculations: The corresponding fiscal 2025 proportions were xx.xx% and xx.xx%. Royalties and prepublication amortization are separately disclosed, allowing their exclusion from the service-market bridge.
- Evidence informing base-year allocation inputs; displayed values and growth are calculated: Fiscal-2025 product, service, production and inventory-reserve costs were xx.xx% of revenue. The broader cost category constrains the manufacturing spending boundary but does not directly disclose printing-service revenue.
- Evidence informing forecast-year allocation inputs; displayed values and growth are calculated: Fiscal-2025 product, service, production and inventory-reserve costs were xx.xx% of revenue. The broader cost category constrains the manufacturing spending boundary but does not directly disclose printing-service revenue.
- Evidence informing base-year allocation inputs; displayed values and growth are calculated: Prepublication amortization is disclosed separately from production costs, supporting exclusion of adjacent amortization rather than equating it with externally purchased prepress.
- Evidence informing forecast-year allocation inputs; displayed values and growth are calculated: Prepublication amortization is disclosed separately from production costs, supporting exclusion of adjacent amortization rather than equating it with externally purchased prepress.
- Evidence informing base-year allocation inputs; displayed values and growth are calculated: Postage, freight, shipping, fulfillment and other costs were xx.xx% of revenue in fiscal 2025 versus xx.xx% in fiscal 2024. This is a broad buyer-cost check, not an eligible outsourced-fulfillment share.
- Evidence informing forecast-year allocation inputs; displayed values and growth are calculated: Postage, freight, shipping, fulfillment and other costs were xx.xx% of revenue in fiscal 2025 versus xx.xx% in fiscal 2024. This is a broad buyer-cost check, not an eligible outsourced-fulfillment share.
- Evidence informing base-year allocation inputs; displayed values and growth are calculated: Outsourced manufacturing coexists with company-operated distribution. Fiscal-2025 production-related costs were xx.xx% of revenue, constraining the inherited spending bridge rather than directly measuring the assumed route fraction.
- Evidence informing forecast-year allocation inputs; displayed values and growth are calculated: Outsourced manufacturing coexists with company-operated distribution. Fiscal-2025 production-related costs were xx.xx% of revenue, constraining the inherited spending bridge rather than directly measuring the assumed route fraction.
- Evidence informing base-year allocation inputs; displayed values and growth are calculated: Book-club revenue was xx.xx% online-ordered and xx.xx% parent-ordered, while products typically went to classrooms. This challenges the use of online sales as a proxy for the external contractor's delivery model.
- Evidence informing forecast-year allocation inputs; displayed values and growth are calculated: Book-club revenue was xx.xx% online-ordered and xx.xx% parent-ordered, while products typically went to classrooms. This challenges the use of online sales as a proxy for the external contractor's delivery model.
- Evidence informing base-year allocation inputs; displayed values and growth are calculated: Direct printer-to-customer fulfillment is a disclosed option. Broader logistics/other costs were xx.xx% of revenue versus xx.xx% previously, providing a cost-boundary check but no global order-level share or service-price growth observation.
- Evidence informing forecast-year allocation inputs; displayed values and growth are calculated: Direct printer-to-customer fulfillment is a disclosed option. Broader logistics/other costs were xx.xx% of revenue versus xx.xx% previously, providing a cost-boundary check but no global order-level share or service-price growth observation.

9. CEWE achieves all targets in 2025 and aims to further increase revenue and earnings in 2026

- Evidence informing the 2025 market-value input; displayed series and growth include calculations: CEWE reported xx.xx CEWE PHOTOBOOK copies in 2025 versus xx.xx in 2024, supporting a positive specialty-book volume assumption without establishing global adoption.
- Evidence informing the 2026 market-value input; displayed series and growth include calculations: Observed 2025 photobook growth informs the specialty-demand assumption for 2026; the market value remains modeled.
- Evidence informing the 2032 market-value input; displayed series and growth include calculations: The observed specialty-book activity is a starting condition for the forecast, not independent proof of continued growth through 2032.
- Evidence informing the 2040 market-value input; displayed series and growth include calculations: The forecast explicitly slows specialty-demand growth after 2032; this source supplies the initial commercial observation, not the long-term growth rate.
- Evidence informing base-year allocation inputs; displayed values and growth are calculated: CEWE reports xx.xx photobooks in 2025 compared with xx.xx in 2024. This independently establishes specialty-book activity underlying the nonpublisher model, without establishing a global expansion factor.
- Evidence informing forecast-year allocation inputs; displayed values and growth are calculated: CEWE reports xx.xx photobooks in 2025 compared with xx.xx in 2024. This independently establishes specialty-book activity underlying the nonpublisher model, without establishing a global expansion factor.
- Evidence informing base-year allocation inputs; displayed values and growth are calculated: Observed photobook activity supports retaining premium specialty commissions in the manufacturing mix; the binding allocation and unchanged future cohort profile remain assumptions.
- Evidence informing forecast-year allocation inputs; displayed values and growth are calculated: Observed photobook activity supports retaining premium specialty commissions in the manufacturing mix; the binding allocation and unchanged future cohort profile remain assumptions.
- Evidence informing base-year allocation inputs; displayed values and growth are calculated: Reported photobook volumes constrain personal-book activity and the nonpublisher starting condition, not hardcover prevalence or future share.
- Evidence informing forecast-year allocation inputs; displayed values and growth are calculated: Reported photobook volumes constrain personal-book activity and the nonpublisher starting condition, not hardcover prevalence or future share.
- Evidence informing base-year allocation inputs; displayed values and growth are calculated: Photobook activity supports the separate personal-book commissioning block; its softcover fraction remains assumed.
- Evidence informing forecast-year allocation inputs; displayed values and growth are calculated: Photobook activity supports the separate personal-book commissioning block; its softcover fraction remains assumed.
- Evidence informing base-year allocation inputs; displayed values and growth are calculated: Reported photobook copies rose from xx.xx to xx.xx; the narrower 2026 target qualifies strong specialty-growth assumptions.
- Evidence informing forecast-year allocation inputs; displayed values and growth are calculated: Reported photobook copies rose from xx.xx to xx.xx; the narrower 2026 target qualifies strong specialty-growth assumptions.
- Evidence informing base-year allocation inputs; displayed values and growth are calculated: Specialty-book activity constrains the presentation-demand scenario but does not measure gift-box attachment.
- Evidence informing forecast-year allocation inputs; displayed values and growth are calculated: Specialty-book activity constrains the presentation-demand scenario but does not measure gift-box attachment.
- Evidence informing base-year allocation inputs; displayed values and growth are calculated: Reports xx.xx CEWE PHOTOBOOK units in 2025 versus xx.xx in 2024, constraining the specialty-book demand budget without establishing a global process split.
- Evidence informing forecast-year allocation inputs; displayed values and growth are calculated: Reports xx.xx CEWE PHOTOBOOK units in 2025 versus xx.xx in 2024, constraining the specialty-book demand budget without establishing a global process split.
- Evidence informing base-year allocation inputs; displayed values and growth are calculated: Observed photobook activity supports the common photographic-demand input; electrophotographic attribution remains an explicit assumption.
- Evidence informing forecast-year allocation inputs; displayed values and growth are calculated: Observed photobook activity supports the common photographic-demand input; electrophotographic attribution remains an explicit assumption.
- Evidence informing base-year allocation inputs; displayed values and growth are calculated: The photobook

10. Paperback Printing Cost - Kindle Direct Publishing

- Evidence informing the 2025 market-value input; displayed series and growth include calculations: The inspected U.S. paperback schedule charges USD xx.xx plus USD xx.xx per page for the specified regular-trim black-ink category. It provides a contemporary commercial price comparison for the assumed USD xx.xx self-publishing production receipt, not an observed historical price or volume.
- Evidence informing the 2026 market-value input; displayed series and growth include calculations: The schedule distinguishes printing charges from royalties and retail list prices, supporting the production-receipt boundary used in the estimate.
- Evidence informing base-year allocation inputs; displayed values and growth are calculated: The current U.S. regular-trim black-ink schedule uses USD xx.xx plus USD xx.xx per page for the relevant page band, yielding the USD xx.xx representative manufacturing comparator. It anchors relative weights, not an observed global 2025 price or future share.
- Evidence informing forecast-year allocation inputs; displayed values and growth are calculated: The current U.S. regular-trim black-ink schedule uses USD xx.xx plus USD xx.xx per page for the relevant page band, yielding the USD xx.xx representative manufacturing comparator. It anchors relative weights, not an observed global 2025 price or future share.
- Evidence informing base-year allocation inputs; displayed values and growth are calculated: The paperback manufacturing comparator supplies the baseline from which the modeled binding component and hardcover increment are separated.
- Evidence informing forecast-year allocation inputs; displayed values and growth are calculated: The paperback manufacturing comparator supplies the baseline from which the modeled binding component and hardcover increment are separated.
- Evidence informing base-year allocation inputs; displayed values and growth are calculated: The separately identified paperback printing charge constrains the self-publishing production-receipt model and its distinction from retail proceeds.
- Evidence informing forecast-year allocation inputs; displayed values and growth are calculated: The separately identified paperback printing charge constrains the self-publishing production-receipt model and its distinction from retail proceeds.
- Evidence informing base-year allocation inputs; displayed values and growth are calculated: The inspected U.S. regular-trim black-ink schedule charges USD xx.xx plus USD xx.xx per page. It is a contemporary production-charge comparison for the modeled USD xx.xx receipt, not an observed historical Global average.
- Evidence informing forecast-year allocation inputs; displayed values and growth are calculated: The inspected U.S. regular-trim black-ink schedule charges USD xx.xx plus USD xx.xx per page. It is a contemporary production-charge comparison for the modeled USD xx.xx receipt, not an observed historical Global average.
- Evidence informing base-year allocation inputs; displayed values and growth are calculated: The relevant current U.S. paperback printing schedule is USD xx.xx plus USD xx.xx per page, giving USD xx.xx at xx.xx pages. This is a commercial price comparison for creator-production receipts, not proof of 2025 realization, volume or fulfillment mix.
- Evidence informing forecast-year allocation inputs; displayed values and growth are calculated: The relevant current U.S. paperback printing schedule is USD xx.xx plus USD xx.xx per page, giving USD xx.xx at xx.xx pages. This is a commercial price comparison for creator-production receipts, not proof of 2025 realization, volume or fulfillment mix.
- Evidence informing base-year allocation inputs; displayed values and growth are calculated: The current U.S. regular-trim black-ink schedule of USD xx.xx plus USD xx.xx per page gives USD xx.xx at xx.xx pages, a magnitude check for modeled single-copy receipts. It establishes neither global volume nor historical or forecast share.
- Evidence informing forecast-year allocation inputs; displayed values and growth are calculated: The current U.S. regular-trim black-ink schedule of USD xx.xx plus USD xx.xx per page gives USD xx.xx at xx.xx pages, a magnitude check for modeled single-copy receipts. It establishes neither global volume nor historical or forecast share.
- Evidence informing base-year allocation inputs; displayed values and growth are calculated: The current U.S. regular-trim black-ink schedule charges USD xx.xx plus USD xx.xx per page, yielding USD xx.xx for xx.xx pages. This is a contemporary price comparator, not a historical global average. ([kdp.amazon.com](https://kdp.amazon.com/en_US/help/topic/G201834340))
- Evidence informing forecast-year allocation inputs; displayed values and growth are calculated: The current U.S. regular-trim black-ink schedule charges USD xx.xx plus USD xx.xx per page, yielding USD xx.xx for xx.xx pages. This is a contemporary price comparator, not a historical global average. ([kdp.amazon.com](https://kdp.amazon.com/en_US/help/topic/G201834340))
- Evidence informing base-year allocation inputs; displayed values and growth are calculated: The comparable standard and premium color charges calculate to USD xx.xx and USD xx.xx. They constrain relative

11. European Book Publishing Statistics 2017

- Evidence informing the 2017 market-value input; displayed series and growth include calculations: The association's primary survey reports approximately EUR xx.xx of European net publisher revenue for 2017, constraining the pre-pandemic demand level.

12. European Book Publishing Statistics 2019

- Evidence informing the 2018 market-value input; displayed series and growth include calculations: The association reports approximately EUR xx.xx of publisher revenue for 2018.
- Evidence informing the 2019 market-value input; displayed series and growth include calculations: The association reports approximately EUR xx.xx for 2019 and identifies a questionnaire change that limits exact comparability with earlier observations.

13. 2021 年新闻出版产业分析报告

- Evidence informing the 2020 market-value input; displayed series and growth include calculations: The official report's 2021 comparison identifies a substantial rebound from 2020, constraining the pandemic-recovery bridge.
- Evidence informing the 2021 market-value input; displayed series and growth include calculations: China reported xx.xx book copies or sheets in 2021, up xx.xx%; the report also distinguishes textbook output and reprints.
- Evidence informing base-year allocation inputs; displayed values and growth are calculated: China's official 2021 textbook share was xx.xx% of book copies. It supplies an older educational-activity proxy, not a monochrome share.
([nppa.gov.cn](https://www.nppa.gov.cn/xxgk/fdzdgknr/tjxx/xx.xx/P020230530667517704140.pdf))
- Evidence informing forecast-year allocation inputs; displayed values and growth are calculated: China's official 2021 textbook share was xx.xx% of book copies. It supplies an older educational-activity proxy, not a monochrome share.
([nppa.gov.cn](https://www.nppa.gov.cn/xxgk/fdzdgknr/tjxx/xx.xx/P020230530667517704140.pdf))
- Evidence informing base-year allocation inputs; displayed values and growth are calculated: The textbook copy proportion constrains educational exposure; comparable monetary intensity and spot-color incidence are modeled separately.
([nppa.gov.cn](https://www.nppa.gov.cn/xxgk/fdzdgknr/tjxx/xx.xx/P020230530667517704140.pdf))
- Evidence informing forecast-year allocation inputs; displayed values and growth are calculated: The textbook copy proportion constrains educational exposure; comparable monetary intensity and spot-color incidence are modeled separately.
([nppa.gov.cn](https://www.nppa.gov.cn/xxgk/fdzdgknr/tjxx/xx.xx/P020230530667517704140.pdf))
- Evidence informing base-year allocation inputs; displayed values and growth are calculated: The educational-activity observation contributes to the shared demand proxy carried into the full-color base and forecast models; no color split is reported.
([nppa.gov.cn](https://www.nppa.gov.cn/xxgk/fdzdgknr/tjxx/xx.xx/P020230530667517704140.pdf))
- Evidence informing forecast-year allocation inputs; displayed values and growth are calculated: The educational-activity observation contributes to the shared demand proxy carried into the full-color base and forecast models; no color split is reported.
([nppa.gov.cn](https://www.nppa.gov.cn/xxgk/fdzdgknr/tjxx/xx.xx/P020230530667517704140.pdf))

14. European Book Publishing Statistics 2023

- Evidence informing the 2022 market-value input; displayed series and growth include calculations: European net publisher revenue was approximately EUR xx.xx in 2022; the association describes paper-cost pressure and price-led growth.

15. Hardcover Printing Cost - Kindle Direct Publishing
    - Evidence informing base-year allocation inputs; displayed values and growth are calculated: The current U.S. regular-trim hardcover schedule uses USD xx.xx plus USD xx.xx per page in the relevant band. Comparison with paperback charges constrains the premium-equivalent manufacturing model.
    - Evidence informing forecast-year allocation inputs; displayed values and growth are calculated: The current U.S. regular-trim hardcover schedule uses USD xx.xx plus USD xx.xx per page in the relevant band. Comparison with paperback charges constrains the premium-equivalent manufacturing model.
    - Evidence informing base-year allocation inputs; displayed values and growth are calculated: The USD xx.xx fixed-charge difference supplies the POD premium input; the xx.xx% commercial-run realization and premium incidence are explicitly modeled rather than disclosed.
    - Evidence informing forecast-year allocation inputs; displayed values and growth are calculated: The USD xx.xx fixed-charge difference supplies the POD premium input; the xx.xx% commercial-run realization and premium incidence are explicitly modeled rather than disclosed.
16. User Fees - University of Wisconsin-Milwaukee Print & Copy Services
    - Evidence informing base-year allocation inputs; displayed values and growth are calculated: The university service schedule separately prices preflight/prepress preparation at USD xx.xx per hour, establishing a paid preparation activity rather than an automatic component of every printing-platform purchase.
    - Evidence informing forecast-year allocation inputs; displayed values and growth are calculated: The university service schedule separately prices preflight/prepress preparation at USD xx.xx per hour, establishing a paid preparation activity rather than an automatic component of every printing-platform purchase.
    - Evidence informing base-year allocation inputs; displayed values and growth are calculated: Perfect binding is listed at USD xx.xx-xx.xx per book. The lower endpoint is the model's basic-binding comparator, not a measured worldwide realization.
    - Evidence informing forecast-year allocation inputs; displayed values and growth are calculated: Perfect binding is listed at USD xx.xx-xx.xx per book. The lower endpoint is the model's basic-binding comparator, not a measured worldwide realization.

17. How Much Does It Cost to Print a Book? - QinPrinting
    - Evidence informing base-year allocation inputs; displayed values and growth are calculated: The supplier's delivered xx.xx-page, xx.xx-copy color-book examples list USD xx.xx for softcover and USD xx.xx for hardcover. They provide a commercial-run countercheck, with delivery and product differences preventing direct substitution.
    - Evidence informing forecast-year allocation inputs; displayed values and growth are calculated: The supplier's delivered xx.xx-page, xx.xx-copy color-book examples list USD xx.xx for softcover and USD xx.xx for hardcover. They provide a commercial-run countercheck, with delivery and product differences preventing direct substitution.
    - Evidence informing base-year allocation inputs; displayed values and growth are calculated: The smaller hardcover premium in this offset example qualifies extrapolation of the full POD hardcover increment into binding revenue.
    - Evidence informing forecast-year allocation inputs; displayed values and growth are calculated: The smaller hardcover premium in this offset example qualifies extrapolation of the full POD hardcover increment into binding revenue.
    - Evidence informing base-year allocation inputs; displayed values and growth are calculated: Comparable hardcover and softcover quotations constrain the assumed relative manufacturing realization after scope adjustments.
    - Evidence informing forecast-year allocation inputs; displayed values and growth are calculated: Comparable hardcover and softcover quotations constrain the assumed relative manufacturing realization after scope adjustments.
    - Evidence informing base-year allocation inputs; displayed values and growth are calculated: Softcover prices provide a commercial comparison, not a historical global average.
    - Evidence informing forecast-year allocation inputs; displayed values and growth are calculated: Softcover prices provide a commercial comparison, not a historical global average.
    - Evidence informing base-year allocation inputs; displayed values and growth are calculated: Board-book quotations constrain the assumed production receipt; delivery and duties require adjustment.
    - Evidence informing forecast-year allocation inputs; displayed values and growth are calculated: Board-book quotations constrain the assumed production receipt; delivery and duties require adjustment.
    - Evidence informing base-year allocation inputs; displayed values and growth are calculated: Mechanical-binding quotations constrain the unit-receipt assumption, not incidence.
    - Evidence informing forecast-year allocation inputs; displayed values and growth are calculated: Mechanical-binding quotations constrain the unit-receipt assumption, not incidence.
    - Evidence informing base-year allocation inputs; displayed values and growth are calculated: Short-booklet quotations constrain the lower realization used for eligible saddle-stitched books.
    - Evidence informing forecast-year allocation inputs; displayed values and growth are calculated: Short-booklet quotations constrain the lower realization used for eligible saddle-stitched books.
18. Book Wrap Mailers / Book Boxes - Packaging ONE
    - Evidence informing base-year allocation inputs; displayed values and growth are calculated: The manufacturer lists MP2 book mailers at GBP xx.xx each for xx.xx packs of xx.xx excluding VAT. The converted unit price supplies the packaging-creation value proxy, not a global average or a historical quote.
    - Evidence informing forecast-year allocation inputs; displayed values and growth are calculated: The manufacturer lists MP2 book mailers at GBP xx.xx each for xx.xx packs of xx.xx excluding VAT. The converted unit price supplies the packaging-creation value proxy, not a global average or a historical quote.
    - Evidence informing base-year allocation inputs; displayed values and growth are calculated: The enclosure price forms the other side of the creation-versus-packing ratio. One comparable enclosure per packing unit is an explicit activity-matching assumption.
    - Evidence informing forecast-year allocation inputs; displayed values and growth are calculated: The enclosure price forms the other side of the creation-versus-packing ratio. One comparable enclosure per packing unit is an explicit activity-matching assumption.

19. Foreign Exchange Rates - G.5A Annual, January 5, 2026
    - Evidence informing base-year allocation inputs; displayed values and growth are calculated: The official 2025 annual average is USD xx.xx per GBP. It converts the GBP packaging comparator into the common monetary basis used in the starting allocation.
    - Evidence informing forecast-year allocation inputs; displayed values and growth are calculated: The official 2025 annual average is USD xx.xx per GBP. It converts the GBP packaging comparator into the common monetary basis used in the starting allocation.
    - Evidence informing base-year allocation inputs; displayed values and growth are calculated: The same conversion supports the common-currency packaging/packing denominator inherited by the forecast; no 2032 exchange rate is asserted.
    - Evidence informing forecast-year allocation inputs; displayed values and growth are calculated: The same conversion supports the common-currency packaging/packing denominator inherited by the forecast; no 2032 exchange rate is asserted.
20. Optional Book Publishing Services - InstantPublisher
    - Evidence informing base-year allocation inputs; displayed values and growth are calculated: The provider lists layout/typesetting at USD xx.xx per page with a USD xx.xx minimum. This supports the preparation-spending feasibility check, with purchase incidence and copies per job remaining assumptions.
    - Evidence informing forecast-year allocation inputs; displayed values and growth are calculated: The provider lists layout/typesetting at USD xx.xx per page with a USD xx.xx minimum. This supports the preparation-spending feasibility check, with purchase incidence and copies per job remaining assumptions.
    - Evidence informing base-year allocation inputs; displayed values and growth are calculated: Individual shrink-wrapping is listed at USD xx.xx each plus USD xx.xx setup. Amortizing setup over an assumed xx.xx copies gives the USD xx.xx packing comparator.
    - Evidence informing forecast-year allocation inputs; displayed values and growth are calculated: Individual shrink-wrapping is listed at USD xx.xx each plus USD xx.xx setup. Amortizing setup over an assumed xx.xx copies gives the USD xx.xx packing comparator.
21. How Does Merchant Pricing Work for Ecommerce Stores? - Lulu Direct
    - Evidence informing base-year allocation inputs; displayed values and growth are calculated: The September 2026 merchant-pricing explanation identifies a USD xx.xx fulfillment fee and separates merchant retail receipts from payments for supplier production, shipping and taxes. The fee is a contemporary feasibility comparator, not verified 2025 penetration or a future charge.
    - Evidence informing forecast-year allocation inputs; displayed values and growth are calculated: The September 2026 merchant-pricing explanation identifies a USD xx.xx fulfillment fee and separates merchant retail receipts from payments for supplier production, shipping and taxes. The fee is a contemporary feasibility comparator, not verified 2025 penetration or a future charge.
    - Evidence informing base-year allocation inputs; displayed values and growth are calculated: Merchant retail receipts are separate from payments for printing and fulfillment. The current page lists a USD xx.xx fulfillment fee, with shipping and taxes separately calculated. This supports the service-value boundary, not a historical average fee or global order volume.
    - Evidence informing forecast-year allocation inputs; displayed values and growth are calculated: Merchant retail receipts are separate from payments for printing and fulfillment. The current page lists a USD xx.xx fulfillment fee, with shipping and taxes separately calculated. This supports the service-value boundary, not a historical average fee or global order volume.
    - Evidence informing base-year allocation inputs; displayed values and growth are calculated: Lulu identifies separate retail and production/fulfillment transactions and a USD xx.xx fulfillment fee. This supports excluding merchant retail margins from production-service value and avoiding automatic procurement-channel classification from the storefront.
    - Evidence informing forecast-year allocation inputs; displayed values and growth are calculated: Lulu identifies separate retail and production/fulfillment transactions and a USD xx.xx fulfillment fee. This supports excluding merchant retail margins from production-service value and avoiding automatic procurement-channel classification from the storefront.

22. AAP December 2025 StatShot Report

- Evidence informing base-year allocation inputs; displayed values and growth are calculated: The primary monthly reporting panel's full-year 2025 trade figures show paperback revenue down xx.xx%. This qualifies broad physical-book growth assumptions and supplies directional mix evidence only.
- Evidence informing forecast-year allocation inputs; displayed values and growth are calculated: The primary monthly reporting panel's full-year 2025 trade figures show paperback revenue down xx.xx%. This qualifies broad physical-book growth assumptions and supplies directional mix evidence only.
- Evidence informing base-year allocation inputs; displayed values and growth are calculated: The same approximately xx.xx-publisher panel shows hardcover revenue up xx.xx%. It supports a modest premium-mix hypothesis but neither measures global binding spending nor proves the forecast.
- Evidence informing forecast-year allocation inputs; displayed values and growth are calculated: The same approximately xx.xx-publisher panel shows hardcover revenue up xx.xx%. It supports a modest premium-mix hypothesis but neither measures global binding spending nor proves the forecast.
- Evidence informing base-year allocation inputs; displayed values and growth are calculated: Direct-participant 2025 hardback revenue of approximately USD xx.xx anchors the adjusted conventional-format model; it is not printing revenue or a global share.
- Evidence informing forecast-year allocation inputs; displayed values and growth are calculated: Direct-participant 2025 hardback revenue of approximately USD xx.xx anchors the adjusted conventional-format model; it is not printing revenue or a global share.
- Evidence informing base-year allocation inputs; displayed values and growth are calculated: Reported paperback revenue of approximately USD xx.xx plus USD xx.xx mass-market revenue supplies the comparison input. Reported annual movements qualify the forecast starting mix, not its future persistence.
- Evidence informing forecast-year allocation inputs; displayed values and growth are calculated: Reported paperback revenue of approximately USD xx.xx plus USD xx.xx mass-market revenue supplies the comparison input. Reported annual movements qualify the forecast starting mix, not its future persistence.
- Evidence informing base-year allocation inputs; displayed values and growth are calculated: Direct publisher-sample religious and trade physical-format receipts provide a category-intensity proxy, subject to explicit geographic and coverage adjustments.
- Evidence informing forecast-year allocation inputs; displayed values and growth are calculated: Direct publisher-sample religious and trade physical-format receipts provide a category-intensity proxy, subject to explicit geographic and coverage adjustments.
- Evidence informing base-year allocation inputs; displayed values and growth are calculated: Reported professional-book receipts and their 2025 decline challenge assumptions of automatic growth from recurring reference relationships.
- Evidence informing forecast-year allocation inputs; displayed values and growth are calculated: Reported professional-book receipts and their 2025 decline challenge assumptions of automatic growth from recurring reference relationships.

23. Print and Associated Services Framework - Lot 1 Buyer Guide: Framework Objectives
    - Evidence informing base-year allocation inputs; displayed values and growth are calculated: The public purchasing framework separately specifies production-management advice. It establishes a purchased responsibility but not a global fee rate or permission to count subcontract pass-through as retained revenue.
    - Evidence informing forecast-year allocation inputs; displayed values and growth are calculated: The public purchasing framework separately specifies production-management advice. It establishes a purchased responsibility but not a global fee rate or permission to count subcontract pass-through as retained revenue.
    - Evidence informing base-year allocation inputs; displayed values and growth are calculated: The framework also specifies finished-goods stock holding and call-off, with required holding costs included in the print-job price. This supports allocating embedded production-linked fulfillment rather than restricting the category to standalone invoices.
    - Evidence informing forecast-year allocation inputs; displayed values and growth are calculated: The framework also specifies finished-goods stock holding and call-off, with required holding costs included in the print-job price. This supports allocating embedded production-linked fulfillment rather than restricting the category to standalone invoices.
    - Evidence informing base-year allocation inputs; displayed values and growth are calculated: Finished goods may be held for call-off, with storage included in the print job where required. This supports consolidated releases as a production-linked arrangement without assuming every release is an individual order.
    - Evidence informing forecast-year allocation inputs; displayed values and growth are calculated: Finished goods may be held for call-off, with storage included in the print job where required. This supports consolidated releases as a production-linked arrangement without assuming every release is an individual order.
    - Evidence informing base-year allocation inputs; displayed values and growth are calculated: Contractors maintain designated distribution lists, deliver to nominated addresses and receive job-specific copy allocations, supporting the modeled list-delivery category.
    - Evidence informing forecast-year allocation inputs; displayed values and growth are calculated: Contractors maintain designated distribution lists, deliver to nominated addresses and receive job-specific copy allocations, supporting the modeled list-delivery category.
    - Evidence informing base-year allocation inputs; displayed values and growth are calculated: The coexistence of stock holding, call-off and distribution-list obligations supports separating production trigger from fulfillment responsibility; call-off alone does not establish transaction-level fulfillment.
    - Evidence informing forecast-year allocation inputs; displayed values and growth are calculated: The coexistence of stock holding, call-off and distribution-list obligations supports separating production trigger from fulfillment responsibility; call-off alone does not establish transaction-level fulfillment.

24. Frequently Asked Questions - IngramSpark
    - Evidence informing base-year allocation inputs; displayed values and growth are calculated: IngramSpark states that it does not provide editing, typesetting or design services. This counterexample prevents treating all platform manufacturing commissions as purchases of professional preparation services.
    - Evidence informing forecast-year allocation inputs; displayed values and growth are calculated: IngramSpark states that it does not provide editing, typesetting or design services. This counterexample prevents treating all platform manufacturing commissions as purchases of professional preparation services.
    - Evidence informing base-year allocation inputs; displayed values and growth are calculated: The provider permits nonexclusive sourcing when the customer owns its ISBN and does not offer editing, typesetting or design. These terms constrain the author service boundary, not adoption or revenue growth.
    - Evidence informing forecast-year allocation inputs; displayed values and growth are calculated: The provider permits nonexclusive sourcing when the customer owns its ISBN and does not offer editing, typesetting or design. These terms constrain the author service boundary, not adoption or revenue growth.
    - Evidence informing base-year allocation inputs; displayed values and growth are calculated: IngramSpark permits nonexclusive use of other printers, distributors and fulfillment providers when publishers own their ISBN. This establishes an alternative-sourcing option, not observed switching or a numerical channel allocation.
    - Evidence informing forecast-year allocation inputs; displayed values and growth are calculated: IngramSpark permits nonexclusive use of other printers, distributors and fulfillment providers when publishers own their ISBN. This establishes an alternative-sourcing option, not observed switching or a numerical channel allocation.
25. Packaging Printing & Production - Imago Group
    - Evidence informing base-year allocation inputs; displayed values and growth are calculated: The supplier identifies book slipcases, clamshell cases, tray-and-lid constructions and multicomponent publisher packaging. This supports the enclosure-production boundary and the limitation of a simple mailer-price proxy; it does not supply sales weights.
    - Evidence informing forecast-year allocation inputs; displayed values and growth are calculated: The supplier identifies book slipcases, clamshell cases, tray-and-lid constructions and multicomponent publisher packaging. This supports the enclosure-production boundary and the limitation of a simple mailer-price proxy; it does not supply sales weights.
26. Services - Bridgeport National Bindery
    - Evidence informing base-year allocation inputs; displayed values and growth are calculated: The short-run book-production portfolio separately lists shrink-wrapping and set packing. It establishes commercial packing activity distinct from enclosure manufacture and binding, without measuring its revenue.
    - Evidence informing forecast-year allocation inputs; displayed values and growth are calculated: The short-run book-production portfolio separately lists shrink-wrapping and set packing. It establishes commercial packing activity distinct from enclosure manufacture and binding, without measuring its revenue.
27. Terms and Conditions - CPI Print Germany
    - Evidence informing base-year allocation inputs; displayed values and growth are calculated: Published terms distinguish ex-works production prices from packaging, freight and postage and reserve specified input-cost adjustment rights. They support comparable-scope valuation but do not establish realized inflation.
    - Evidence informing forecast-year allocation inputs; displayed values and growth are calculated: Published terms distinguish ex-works production prices from packaging, freight and postage and reserve specified input-cost adjustment rights. They support comparable-scope valuation but do not establish realized inflation.
    - Evidence informing base-year allocation inputs; displayed values and growth are calculated: Separate treatment of forwarding and storage responsibilities supports the eligible production-linked service boundary; contractual rights do not prove the assumed future fee-growth rate.
    - Evidence informing forecast-year allocation inputs; displayed values and growth are calculated: Separate treatment of forwarding and storage responsibilities supports the eligible production-linked service boundary; contractual rights do not prove the assumed future fee-growth rate.

28. ONIX Codelists Issue 75 - List 150: Product Form
    - Evidence informing base-year allocation inputs; displayed values and growth are calculated: BB identifies hardback/cased books.
    - Evidence informing forecast-year allocation inputs; displayed values and growth are calculated: BB identifies hardback/cased books.
    - Evidence informing base-year allocation inputs; displayed values and growth are calculated: BC identifies paperback/softback books.
    - Evidence informing forecast-year allocation inputs; displayed values and growth are calculated: BC identifies paperback/softback books.
    - Evidence informing base-year allocation inputs; displayed values and growth are calculated: BH distinguishes board-page books from conventional books with rigid covers.
    - Evidence informing forecast-year allocation inputs; displayed values and growth are calculated: BH distinguishes board-page books from conventional books with rigid covers.
    - Evidence informing base-year allocation inputs; displayed values and growth are calculated: BE groups spiral, comb and coil forms.
    - Evidence informing forecast-year allocation inputs; displayed values and growth are calculated: BE groups spiral, comb and coil forms.
    - Evidence informing base-year allocation inputs; displayed values and growth are calculated: BD identifies loose-leaf books.
    - Evidence informing forecast-year allocation inputs; displayed values and growth are calculated: BD identifies loose-leaf books.
    - Evidence informing base-year allocation inputs; displayed values and growth are calculated: BF includes stapled short books; nonbook uses are excluded from the model.
    - Evidence informing forecast-year allocation inputs; displayed values and growth are calculated: BF includes stapled short books; nonbook uses are excluded from the model.
    - Evidence informing base-year allocation inputs; displayed values and growth are calculated: BL recognizes slide-bound books without measuring current sales.
    - Evidence informing forecast-year allocation inputs; displayed values and growth are calculated: BL recognizes slide-bound books without measuring current sales.
    - Evidence informing base-year allocation inputs; displayed values and growth are calculated: BO recognizes continuous concertina-fold books; nonbook charts are excluded.
    - Evidence informing forecast-year allocation inputs; displayed values and growth are calculated: BO recognizes continuous concertina-fold books; nonbook charts are excluded.
    - Evidence informing base-year allocation inputs; displayed values and growth are calculated: BI identifies textile-page books, not cloth-covered paper books.
    - Evidence informing forecast-year allocation inputs; displayed values and growth are calculated: BI identifies textile-page books, not cloth-covered paper books.
    - Evidence informing base-year allocation inputs; displayed values and growth are calculated: BJ identifies waterproof bath-book forms.
    - Evidence informing forecast-year allocation inputs; displayed values and growth are calculated: BJ identifies waterproof bath-book forms.
    - Evidence informing base-year allocation inputs; displayed values and growth are calculated: BP identifies foam-page and foam-cover books.
    - Evidence informing forecast-year allocation inputs; displayed values and growth are calculated: BP identifies foam-page and foam-cover books.

29. Thomson Reuters - Fourth-Quarter and Full-Year 2025 Results
    - Evidence informing base-year allocation inputs; displayed values and growth are calculated: Global Print revenue and contraction constrain professional-print scale and substitution direction; content receipts are not treated as loose-leaf service revenue.
    - Evidence informing forecast-year allocation inputs; displayed values and growth are calculated: Global Print revenue and contraction constrain professional-print scale and substitution direction; content receipts are not treated as loose-leaf service revenue.
30. Lulu - Discontinuing Saddle Stitch in Global Distribution
    - Evidence informing base-year allocation inputs; displayed values and growth are calculated: Provider-specific wholesale distribution restrictions establish a channel constraint, not a global sales weight or measured forecast decline.
    - Evidence informing forecast-year allocation inputs; displayed values and growth are calculated: Provider-specific wholesale distribution restrictions establish a channel constraint, not a global sales weight or measured forecast decline.
31. MAGACOPY Sofia - Copying and Printing Prices
    - Evidence informing base-year allocation inputs; displayed values and growth are calculated: A current EUR xx.xx binding-only charge establishes a live commercial service and a price-scope comparison; full-book USD receipts and incidence remain assumed.
    - Evidence informing forecast-year allocation inputs; displayed values and growth are calculated: A current EUR xx.xx binding-only charge establishes a live commercial service and a price-scope comparison; full-book USD receipts and incidence remain assumed.
32. Imago Group - Spotlight on Children's Books for National Young Readers Week
    - Evidence informing base-year allocation inputs; displayed values and growth are calculated: The company's children's portfolio supports board-book commercial classification, not order volumes.
    - Evidence informing forecast-year allocation inputs; displayed values and growth are calculated: The company's children's portfolio supports board-book commercial classification, not order volumes.
    - Evidence informing base-year allocation inputs; displayed values and growth are calculated: Cloth-book offerings support the textile-page category premise, not its modeled incidence.
    - Evidence informing forecast-year allocation inputs; displayed values and growth are calculated: Cloth-book offerings support the textile-page category premise, not its modeled incidence.
    - Evidence informing base-year allocation inputs; displayed values and growth are calculated: Bath-book offerings support a separate commercial category; sales and service receipts are undisclosed.
    - Evidence informing forecast-year allocation inputs; displayed values and growth are calculated: Bath-book offerings support a separate commercial category; sales and service receipts are undisclosed.
33. Pegasus - My First Book of Shapes: EVA Foam Book
    - Evidence informing base-year allocation inputs; displayed values and growth are calculated: The dated 2025 product identifies foam pages and supports commercial-status and classification checks, not global volume or supplier realization.
    - Evidence informing forecast-year allocation inputs; displayed values and growth are calculated: The dated 2025 product identifies foam pages and supports commercial-status and classification checks, not global volume or supplier realization.

34. U.S. Consumer Product Safety Commission - Children's Books
    - Evidence informing base-year allocation inputs; displayed values and growth are calculated: Product classification and intended audience affect commercial compliance accountability; no numerical surcharge is inferred.
    - Evidence informing forecast-year allocation inputs; displayed values and growth are calculated: Product classification and intended audience affect commercial compliance accountability; no numerical surcharge is inferred.
    - Evidence informing base-year allocation inputs; displayed values and growth are calculated: The exemption boundary supports separate classification rather than assumed conventional-book treatment.
    - Evidence informing forecast-year allocation inputs; displayed values and growth are calculated: The exemption boundary supports separate classification rather than assumed conventional-book treatment.
    - Evidence informing base-year allocation inputs; displayed values and growth are calculated: Compliance classification is retained as an uncertainty, not an exclusion or measured price premium.
    - Evidence informing forecast-year allocation inputs; displayed values and growth are calculated: Compliance classification is retained as an uncertainty, not an exclusion or measured price premium.
    - Evidence informing base-year allocation inputs; displayed values and growth are calculated: Specialty construction does not itself establish ordinary-book exemption eligibility or market inactivity.
    - Evidence informing forecast-year allocation inputs; displayed values and growth are calculated: Specialty construction does not itself establish ordinary-book exemption eligibility or market inactivity.
35. Puget Bindery - Services
    - Evidence informing base-year allocation inputs; displayed values and growth are calculated: The provider identifies training manuals and reference guides as mechanical-binding applications, supporting the commissioning premise without measuring sales incidence.
    - Evidence informing forecast-year allocation inputs; displayed values and growth are calculated: The provider identifies training manuals and reference guides as mechanical-binding applications, supporting the commissioning premise without measuring sales incidence.
    - Evidence informing base-year allocation inputs; displayed values and growth are calculated: Lists commercial letterpress book plates and specialty inserts, supporting a component-service model rather than attribution of the entire book price.
    - Evidence informing forecast-year allocation inputs; displayed values and growth are calculated: Lists commercial letterpress book plates and specialty inserts, supporting a component-service model rather than attribution of the entire book price.
    - Evidence informing base-year allocation inputs; displayed values and growth are calculated: The bindery identifies commercial printers, publishers and corporate print buyers as customers and excludes direct-to-consumer sales. This supports trade-purchasing attribution but supplies no sales percentage.
    - Evidence informing forecast-year allocation inputs; displayed values and growth are calculated: The bindery identifies commercial printers, publishers and corporate print buyers as customers and excludes direct-to-consumer sales. This supports trade-purchasing attribution but supplies no sales percentage.

36. ONIX Codelists Issue 75 - List 80: Product Packaging Type
    - Evidence informing base-year allocation inputs; displayed values and growth are calculated: Separates single-item and multivolume slipcases; supplies classification, not sales weights.
    - Evidence informing forecast-year allocation inputs; displayed values and growth are calculated: Separates single-item and multivolume slipcases; supplies classification, not sales weights.
    - Evidence informing base-year allocation inputs; displayed values and growth are calculated: Distinguishes lidded boxes from slipcase-style boxed sets.
    - Evidence informing forecast-year allocation inputs; displayed values and growth are calculated: Distinguishes lidded boxes from slipcase-style boxed sets.
    - Evidence informing base-year allocation inputs; displayed values and growth are calculated: Open-ended wraparound sleeves are distinct from enclosed wrapping.
    - Evidence informing forecast-year allocation inputs; displayed values and growth are calculated: Open-ended wraparound sleeves are distinct from enclosed wrapping.
    - Evidence informing base-year allocation inputs; displayed values and growth are calculated: Recognizes envelope-like slip-sleeves and wallets or folders.
    - Evidence informing forecast-year allocation inputs; displayed values and growth are calculated: Recognizes envelope-like slip-sleeves and wallets or folders.
    - Evidence informing base-year allocation inputs; displayed values and growth are calculated: Recognizes pouch and bag packaging independently.
    - Evidence informing forecast-year allocation inputs; displayed values and growth are calculated: Recognizes pouch and bag packaging independently.
    - Evidence informing base-year allocation inputs; displayed values and growth are calculated: Separately recognizes shrink-wrapped products and bundles.
    - Evidence informing forecast-year allocation inputs; displayed values and growth are calculated: Separately recognizes shrink-wrapped products and bundles.
    - Evidence informing base-year allocation inputs; displayed values and growth are calculated: Defines formed-plastic clamshells and card-backed blister packaging as distinct constructions.
    - Evidence informing forecast-year allocation inputs; displayed values and growth are calculated: Defines formed-plastic clamshells and card-backed blister packaging as distinct constructions.
    - Evidence informing base-year allocation inputs; displayed values and growth are calculated: Explicitly recognizes book browse-prevention closures.
    - Evidence informing forecast-year allocation inputs; displayed values and growth are calculated: Explicitly recognizes book browse-prevention closures.

37. U.S. Government Publishing Office - Program 827-S: Federal Aviation Administration Books, Contract Pricing and Specifications

- Evidence informing base-year allocation inputs; displayed values and growth are calculated: Historical evaluation quantities provide a container-heavy institutional purchasing counterexample, not global shipment shares.
- Evidence informing forecast-year allocation inputs; displayed values and growth are calculated: Historical evaluation quantities provide a container-heavy institutional purchasing counterexample, not global shipment shares.
- Evidence informing base-year allocation inputs; displayed values and growth are calculated: Separately identifies kraft-envelope packing within the book procurement.
- Evidence informing forecast-year allocation inputs; displayed values and growth are calculated: Separately identifies kraft-envelope packing within the book procurement.
- Evidence informing base-year allocation inputs; displayed values and growth are calculated: Identifies cushioned shipping bags as an eligible book-order enclosure.
- Evidence informing forecast-year allocation inputs; displayed values and growth are calculated: Identifies cushioned shipping bags as an eligible book-order enclosure.
- Evidence informing base-year allocation inputs; displayed values and growth are calculated: Includes wrapped shipping bundles as an alternative purchasing configuration.
- Evidence informing forecast-year allocation inputs; displayed values and growth are calculated: Includes wrapped shipping bundles as an alternative purchasing configuration.
- Evidence informing base-year allocation inputs; displayed values and growth are calculated: Requires packing and filler separately from the external enclosure.
- Evidence informing forecast-year allocation inputs; displayed values and growth are calculated: Requires packing and filler separately from the external enclosure.
- Evidence informing base-year allocation inputs; displayed values and growth are calculated: Identifies closure tape and securing straps independently of container construction.
- Evidence informing forecast-year allocation inputs; displayed values and growth are calculated: Identifies closure tape and securing straps independently of container construction.

38. U.S. Government Publishing Office - Print Order Form 2511 Instructions
    - Evidence informing base-year allocation inputs; displayed values and growth are calculated: Specifies paper-banded sets separately from shrink-wrapped sets.
    - Evidence informing forecast-year allocation inputs; displayed values and growth are calculated: Specifies paper-banded sets separately from shrink-wrapped sets.
    - Evidence informing base-year allocation inputs; displayed values and growth are calculated: Describes shrink-wrapped units nested within cartons, supporting component attribution.
    - Evidence informing forecast-year allocation inputs; displayed values and growth are calculated: Describes shrink-wrapped units nested within cartons, supporting component attribution.
    - Evidence informing base-year allocation inputs; displayed values and growth are calculated: Distinguishes internal packaging, container quantities and pallet requirements.
    - Evidence informing forecast-year allocation inputs; displayed values and growth are calculated: Distinguishes internal packaging, container quantities and pallet requirements.
    - Evidence informing base-year allocation inputs; displayed values and growth are calculated: The instructions distinguish nominated delivery addresses and warehouse receiving arrangements, supporting the receiving-point attribution premise, not an observed consolidated market share.
    - Evidence informing forecast-year allocation inputs; displayed values and growth are calculated: The instructions distinguish nominated delivery addresses and warehouse receiving arrangements, supporting the receiving-point attribution premise, not an observed consolidated market share.
    - Evidence informing base-year allocation inputs; displayed values and growth are calculated: Supplemental distribution lists accommodate multiple destinations, supporting the distinction between preallocated destination delivery and a single receiving-point handoff.
    - Evidence informing forecast-year allocation inputs; displayed values and growth are calculated: Supplemental distribution lists accommodate multiple destinations, supporting the distinction between preallocated destination delivery and a single receiving-point handoff.
    - Evidence informing base-year allocation inputs; displayed values and growth are calculated: GPO specifies black interior inks separately from cover inks, supporting the monochrome classification and underlying-book attribution premise, not its modeled sales weight. ([gpo.gov](https://www.gpo.gov/docs/default-source/forms-standards-pdf-files/2511_instructions.pdf))
    - Evidence informing forecast-year allocation inputs; displayed values and growth are calculated: GPO specifies black interior inks separately from cover inks, supporting the monochrome classification and underlying-book attribution premise, not its modeled sales weight. ([gpo.gov](https://www.gpo.gov/docs/default-source/forms-standards-pdf-files/2511_instructions.pdf))
    - Evidence informing base-year allocation inputs; displayed values and growth are calculated: Designated Pantone specifications are recognized for interior inks, supporting a separate spot-color commercial category without measuring its share. ([gpo.gov](https://www.gpo.gov/docs/default-source/forms-standards-pdf-files/2511_instructions.pdf))
    - Evidence informing forecast-year allocation inputs; displayed values and growth are calculated: Designated Pantone specifications are recognized for interior inks, supporting a separate spot-color commercial category without measuring its share. ([gpo.gov](https://www.gpo.gov/docs/default-source/forms-standards-pdf-files/2511_instructions.pdf))
    - Evidence informing base-year allocation inputs; displayed values and growth are calculated: Four-color process is identified as full color for interior pages; cover color is separately specified. This supports classification at both modeled anchors. ([gpo.gov](https://www.gpo.gov/docs/default-source/forms-standards-pdf-files/2511_instructions.pdf))
    - Evidence informing forecast-year allocation inputs; displayed values and growth are calculated: Four-color process is identified as full color for interior pages; cover color is separately specified. This supports classification at both modeled anchors. ([gpo.gov](https://www.gpo.gov/docs/default-source/forms-standards-pdf-files/2511_instructions.pdf))

39. GPOExpress Program Pricing Guide - November 2024
    - Evidence informing base-year allocation inputs; displayed values and growth are calculated: USD xx.xx hand folding provides a handling-cost comparison; the complete band realization remains modeled.
    - Evidence informing forecast-year allocation inputs; displayed values and growth are calculated: USD xx.xx hand folding provides a handling-cost comparison; the complete band realization remains modeled.
    - Evidence informing base-year allocation inputs; displayed values and growth are calculated: USD xx.xx per shrink wrap anchors a small-run comparison, not the assumed global realization.
    - Evidence informing forecast-year allocation inputs; displayed values and growth are calculated: USD xx.xx per shrink wrap anchors a small-run comparison, not the assumed global realization.
    - Evidence informing base-year allocation inputs; displayed values and growth are calculated: USD xx.xx auxiliary insertion supplies a handling-price comparison, not protective-material sales.
    - Evidence informing forecast-year allocation inputs; displayed values and growth are calculated: USD xx.xx auxiliary insertion supplies a handling-price comparison, not protective-material sales.
40. Hardcover Book Protection: Dust Jackets or Slipcases?
    - Evidence informing base-year allocation inputs; displayed values and growth are calculated: Own-product EXW slipcase prices of USD xx.xx, USD xx.xx and USD xx.xx at xx.xx xx.xx and xx.xx units constrain relative realizations.
    - Evidence informing forecast-year allocation inputs; displayed values and growth are calculated: Own-product EXW slipcase prices of USD xx.xx, USD xx.xx and USD xx.xx at xx.xx xx.xx and xx.xx units constrain relative realizations.
41. Book Printing Cost in China: How Printing Prices Are Calculated
    - Evidence informing base-year allocation inputs; displayed values and growth are calculated: Approximately USD xx.xx per export carton including basic packing materials constrains the bulk-package budget; the container allocation is modeled.
    - Evidence informing forecast-year allocation inputs; displayed values and growth are calculated: Approximately USD xx.xx per export carton including basic packing materials constrains the bulk-package budget; the container allocation is modeled.
    - Evidence informing base-year allocation inputs; displayed values and growth are calculated: The inclusive carton quotation constrains combined spending; its cushioning split is assumed.
    - Evidence informing forecast-year allocation inputs; displayed values and growth are calculated: The inclusive carton quotation constrains combined spending; its cushioning split is assumed.
    - Evidence informing base-year allocation inputs; displayed values and growth are calculated: The inclusive carton quotation constrains combined spending; its closure split is assumed.
    - Evidence informing forecast-year allocation inputs; displayed values and growth are calculated: The inclusive carton quotation constrains combined spending; its closure split is assumed.
42. Make Believe Ideas - Independent Retail Catalog 2025
    - Evidence informing base-year allocation inputs; displayed values and growth are calculated: The 2025 catalog identifies activity books with cover-mounted blisters, establishing book-specific participation but not packaging revenue or volume.
    - Evidence informing forecast-year allocation inputs; displayed values and growth are calculated: The 2025 catalog identifies activity books with cover-mounted blisters, establishing book-specific participation but not packaging revenue or volume.
43. Bookmobile - Request Book Printing Quotes the Right Way to Save Money
    - Evidence informing base-year allocation inputs; displayed values and growth are calculated: The printer's bookstore-oriented purchasing guidance cautions against universal shrink-wrap attachment.
    - Evidence informing forecast-year allocation inputs; displayed values and growth are calculated: The printer's bookstore-oriented purchasing guidance cautions against universal shrink-wrap attachment.

44. Digital Book Printing - Bookmobile
    - Evidence informing base-year allocation inputs; displayed values and growth are calculated: The current book-production portfolio separately offers poly bags, supporting commercial category participation rather than a sales weight.
    - Evidence informing forecast-year allocation inputs; displayed values and growth are calculated: The current book-production portfolio separately offers poly bags, supporting commercial category participation rather than a sales weight.
    - Evidence informing base-year allocation inputs; displayed values and growth are calculated: The current portfolio offers shrink-wrap independently of other finishing options.
    - Evidence informing forecast-year allocation inputs; displayed values and growth are calculated: The current portfolio offers shrink-wrap independently of other finishing options.
45. Sell Books on Shopify - Lulu
    - Evidence informing forecast-year allocation inputs; displayed values and growth are calculated: The offered storefront-to-print-and-ship route supports an accessible production-linked parcel channel, not assumed demand.
    - Evidence informing forecast-year allocation inputs; displayed values and growth are calculated: Direct fulfillment availability supports the parcel-use scenario without establishing envelope mix.
    - Evidence informing forecast-year allocation inputs; displayed values and growth are calculated: Direct fulfillment availability supports the parcel-use scenario without establishing bag mix.
46. European Commission - New EU Rules on Packaging Enter into Application
    - Evidence informing forecast-year allocation inputs; displayed values and growth are calculated: Regional packaging minimization supports a directional right-sizing premise, not a measured global box-price effect.
    - Evidence informing forecast-year allocation inputs; displayed values and growth are calculated: Waste-reduction requirements inform the bounded substitution scenario; they do not quantify band adoption.
    - Evidence informing forecast-year allocation inputs; displayed values and growth are calculated: Regional circularity requirements inform lower lightweight-bag exposure without implying a global book-bag ban.
    - Evidence informing forecast-year allocation inputs; displayed values and growth are calculated: Material substitution remains partly internal to the combined film-and-paper category.
    - Evidence informing forecast-year allocation inputs; displayed values and growth are calculated: Regional recyclability pressure informs the niche substitution scenario, not an observed blister-sales decline.
    - Evidence informing forecast-year allocation inputs; displayed values and growth are calculated: Empty-space reduction provides a directional premise for lower cushioning allowance per individual box.
47. Digital Printing - U.S. Government Publishing Office
    - Evidence informing base-year allocation inputs; displayed values and growth are calculated: Procurement examples allow offset or digital alternatives while restricting some digital variants, supporting an acceptance- and run-mix model rather than a universal quality ranking. This is a modeling premise, not an observed process share.
    - Evidence informing forecast-year allocation inputs; displayed values and growth are calculated: Procurement examples allow offset or digital alternatives while restricting some digital variants, supporting an acceptance- and run-mix model rather than a universal quality ranking. This is a modeling premise, not an observed process share.
    - Evidence informing base-year allocation inputs; displayed values and growth are calculated: The purchasing guidance supports conditional digital substitution, not unrestricted interchangeability or an observed forecast allocation.
    - Evidence informing forecast-year allocation inputs; displayed values and growth are calculated: The purchasing guidance supports conditional digital substitution, not unrestricted interchangeability or an observed forecast allocation.

48. Clays demonstrate dedication to digital investment
    - Evidence informing base-year allocation inputs; displayed values and growth are calculated: Reports xx.xx books annually and xx.xx books of digital capacity in an older investment statement; this constrains scale but is not a 2025 realized output mix.
    - Evidence informing forecast-year allocation inputs; displayed values and growth are calculated: Reports xx.xx books annually and xx.xx books of digital capacity in an older investment statement; this constrains scale but is not a 2025 realized output mix.
    - Evidence informing base-year allocation inputs; displayed values and growth are calculated: The company's inkjet investment supports an existing book-production application and a conditional adoption premise, not a quantified global forecast.
    - Evidence informing forecast-year allocation inputs; displayed values and growth are calculated: The company's inkjet investment supports an existing book-production application and a conditional adoption premise, not a quantified global forecast.
    - Evidence informing base-year allocation inputs; displayed values and growth are calculated: The capacity/output comparison is a limited commercial check on continued conventional book production, not a direct offset revenue observation.
    - Evidence informing forecast-year allocation inputs; displayed values and growth are calculated: The capacity/output comparison is a limited commercial check on continued conventional book production, not a direct offset revenue observation.
49. ISO/TC 130 - Guidelines for Using Print Production Standards, Version 1.0, 2019
    - Evidence informing base-year allocation inputs; displayed values and growth are calculated: Distinguishes packaging use cases and printing processes, supporting allocation of gravure to book-associated components rather than the full value of a book.
    - Evidence informing forecast-year allocation inputs; displayed values and growth are calculated: Distinguishes packaging use cases and printing processes, supporting allocation of gravure to book-associated components rather than the full value of a book.
    - Evidence informing base-year allocation inputs; displayed values and growth are calculated: Identifies flexographic packaging applications; the book-specific spending budget and process coefficients remain modeled.
    - Evidence informing forecast-year allocation inputs; displayed values and growth are calculated: Identifies flexographic packaging applications; the book-specific spending budget and process coefficients remain modeled.
50. Premium Layflat Photo Books - PhotobookShop
    - Evidence informing base-year allocation inputs; displayed values and growth are calculated: Offers bound silver-halide photographic books and distinguishes them from digitally printed alternatives, supporting the model's separate photographic category rather than an observed sales weight.
    - Evidence informing forecast-year allocation inputs; displayed values and growth are calculated: Offers bound silver-halide photographic books and distinguishes them from digitally printed alternatives, supporting the model's separate photographic category rather than an observed sales weight.
51. The Cormac McCarthy Collection - The Folio Society
    - Evidence informing base-year allocation inputs; displayed values and growth are calculated: Documents screen-printed cloth covers on physical book editions, supporting component-level commercial attribution. It does not measure supplier component receipts or global uptake.
    - Evidence informing forecast-year allocation inputs; displayed values and growth are calculated: Documents screen-printed cloth covers on physical book editions, supporting component-level commercial attribution. It does not measure supplier component receipts or global uptake.

52. Risograph Digital Duplicator Order Form, 2026 - Minneapolis College of Art and Design
    - Evidence informing base-year allocation inputs; displayed values and growth are calculated: The 2026 institutional form recognizes Risograph book/booklet orders but excludes assembly. It supports a limited application boundary, not 2025 external commercial volume; internal institutional charges are excluded from the numerator.
    - Evidence informing forecast-year allocation inputs; displayed values and growth are calculated: The 2026 institutional form recognizes Risograph book/booklet orders but excludes assembly. It supports a limited application boundary, not 2025 external commercial volume; internal institutional charges are excluded from the numerator.
53. American Printing House - 2024 Annual Report
    - Evidence informing base-year allocation inputs; displayed values and growth are calculated: Fiscal 2024 product sales were USD xx.xx; braille publications represented xx.xx% of product sales; xx.xx braille volumes were produced. These inputs constrain an adjusted production-realization proxy, not a global market share.
    - Evidence informing base-year allocation inputs; displayed values and growth are calculated: The decline from xx.xx braille volumes in 2022 qualifies a uniform physical-demand growth assumption and informs the slower relative forecast activity weight.
    - Evidence informing forecast-year allocation inputs; displayed values and growth are calculated: Fiscal 2024 product sales were USD xx.xx; braille publications represented xx.xx% of product sales; xx.xx braille volumes were produced. These inputs constrain an adjusted production-realization proxy, not a global market share.
    - Evidence informing forecast-year allocation inputs; displayed values and growth are calculated: The decline from xx.xx braille volumes in 2022 qualifies a uniform physical-demand growth assumption and informs the slower relative forecast activity weight.
54. Kodak Moments Kiosk - Kodak Alaris
    - Evidence informing base-year allocation inputs; displayed values and growth are calculated: Advertises book-capable retail kiosk equipment and a photographic-printing portfolio. Used only as a commercial-route premise for the thermal working estimate, not as evidence of thermal book-service sales, utilization or the final share.
    - Evidence informing forecast-year allocation inputs; displayed values and growth are calculated: Advertises book-capable retail kiosk equipment and a photographic-printing portfolio. Used only as a commercial-route premise for the thermal working estimate, not as evidence of thermal book-service sales, utilization or the final share.
55. 二〇二一年全国新闻出版业基本情况
    - Evidence informing base-year allocation inputs; displayed values and growth are calculated: Official 2021 aggregate textbook output distinguishes school, tertiary and vocational/adult activity; historical volumes require value and global-scope adjustments.
    - Evidence informing forecast-year allocation inputs; displayed values and growth are calculated: Official 2021 aggregate textbook output distinguishes school, tertiary and vocational/adult activity; historical volumes require value and global-scope adjustments.
    - Evidence informing base-year allocation inputs; displayed values and growth are calculated: Secondary, primary and teaching-book aggregate sheet counts form the school activity weight.
    - Evidence informing forecast-year allocation inputs; displayed values and growth are calculated: Secondary, primary and teaching-book aggregate sheet counts form the school activity weight.
    - Evidence informing base-year allocation inputs; displayed values and growth are calculated: Tertiary textbook aggregate output supplies the higher-education activity input before an assumed relative-service-value adjustment.
    - Evidence informing forecast-year allocation inputs; displayed values and growth are calculated: Tertiary textbook aggregate output supplies the higher-education activity input before an assumed relative-service-value adjustment.
    - Evidence informing base-year allocation inputs; displayed values and growth are calculated: Vocational, adult and literacy textbook output supplies the corresponding historical activity input.
    - Evidence informing forecast-year allocation inputs; displayed values and growth are calculated: Vocational, adult and literacy textbook output supplies the corresponding historical activity input.

56. Music, printed or in manuscript imports by country, 2024 - World Integrated Trade Solution
    - Evidence informing base-year allocation inputs; displayed values and growth are calculated: Official HS xx.xx import observations constrain the music-publication value bridge; domestic supply, physical-book eligibility and the printing-service fraction remain modeled.
    - Evidence informing forecast-year allocation inputs; displayed values and growth are calculated: Official HS xx.xx import observations constrain the music-publication value bridge; domestic supply, physical-book eligibility and the printing-service fraction remain modeled.
57. Bloomsbury Publishing - 2024/25 Results Presentation
    - Evidence informing base-year allocation inputs; displayed values and growth are calculated: Separate Academic & Professional print, digital and rights/service receipts demonstrate the required physical-revenue boundary; company mix is not treated as global market share.
    - Evidence informing forecast-year allocation inputs; displayed values and growth are calculated: Separate Academic & Professional print, digital and rights/service receipts demonstrate the required physical-revenue boundary; company mix is not treated as global market share.
    - Evidence informing base-year allocation inputs; displayed values and growth are calculated: Observed physical academic publishing activity supports commercial applicability but does not verify the assumed global research/reference ratio.
    - Evidence informing forecast-year allocation inputs; displayed values and growth are calculated: Observed physical academic publishing activity supports commercial applicability but does not verify the assumed global research/reference ratio.
58. HDSB - RFSQ 26-013: Yearbook Software and Printing Services
    - Evidence informing base-year allocation inputs; displayed values and growth are calculated: The qualification notice establishes a commissioned yearbook scope including printing, binding and school delivery; it supplies no awarded value and is not used as a sales weight.
    - Evidence informing forecast-year allocation inputs; displayed values and growth are calculated: The qualification notice establishes a commissioned yearbook scope including printing, binding and school delivery; it supplies no awarded value and is not used as a sales weight.
    - Evidence informing base-year allocation inputs; displayed values and growth are calculated: The yearbook qualification notice restricts supply to prequalified vendors while permitting school bulk orders and individual ordering. It supports separating commissioning authority from ultimate payment, but discloses no fulfilled-order value.
    - Evidence informing forecast-year allocation inputs; displayed values and growth are calculated: The yearbook qualification notice restricts supply to prequalified vendors while permitting school bulk orders and individual ordering. It supports separating commissioning authority from ultimate payment, but discloses no fulfilled-order value.
    - Evidence informing base-year allocation inputs; displayed values and growth are calculated: The individual-ordering option establishes an attribution uncertainty relevant to the modeled household portion; it does not establish the assumed xx.xx% proportion.
    - Evidence informing forecast-year allocation inputs; displayed values and growth are calculated: The individual-ordering option establishes an attribution uncertainty relevant to the modeled household portion; it does not establish the assumed xx.xx% proportion.

59. U.S. Census Bureau - 2022 Economic Census, Books Printing Questionnaire MC-32312
    - Evidence informing base-year allocation inputs; displayed values and growth are calculated: The official printing questionnaire supports the distinction between textbook and general-book production; recognition is not treated as a revenue weight.
    - Evidence informing forecast-year allocation inputs; displayed values and growth are calculated: The official printing questionnaire supports the distinction between textbook and general-book production; recognition is not treated as a revenue weight.
    - Evidence informing base-year allocation inputs; displayed values and growth are calculated: Recognized coloring-book output supports treating recreational activity commissions separately from institutional textbooks according to purpose.
    - Evidence informing forecast-year allocation inputs; displayed values and growth are calculated: Recognized coloring-book output supports treating recreational activity commissions separately from institutional textbooks according to purpose.
60. Press Information Bureau - Department of School Education & Literacy, Year End Review 2024
    - Evidence informing base-year allocation inputs; displayed values and growth are calculated: The government review describes substantial NCERT physical-textbook activity, independently qualifying the physical-availability premise without establishing attributable supplier revenue.
    - Evidence informing forecast-year allocation inputs; displayed values and growth are calculated: The government review describes substantial NCERT physical-textbook activity, independently qualifying the physical-availability premise without establishing attributable supplier revenue.
61. 2022 North American Industry Classification System - United States
    - Evidence informing base-year allocation inputs; displayed values and growth are calculated: Dedicated book-publishing activity is separated from institutional primary activities and printing without publishing, constraining the Publishing Organizations numerator.
    - Evidence informing forecast-year allocation inputs; displayed values and growth are calculated: Dedicated book-publishing activity is separated from institutional primary activities and printing without publishing, constraining the Publishing Organizations numerator.
62. U.S. Census Bureau - Books Printing: 2002
    - Evidence informing base-year allocation inputs; displayed values and growth are calculated: Table xx.xx reports 2002 U.S. books-printing contract-work costs of USD xx.xx and shipments of USD xx.xx. Their ratio supplies a dated manufacturing-subcontract proxy, held constant within the forecast component.
    - Evidence informing forecast-year allocation inputs; displayed values and growth are calculated: Table xx.xx reports 2002 U.S. books-printing contract-work costs of USD xx.xx and shipments of USD xx.xx. Their ratio supplies a dated manufacturing-subcontract proxy, held constant within the forecast component.
    - Evidence informing base-year allocation inputs; displayed values and growth are calculated: The historical subcontract-cost input constrains the modeled transfer from publisher-origin commissioning to performing suppliers, without adding another gross contract value.
    - Evidence informing forecast-year allocation inputs; displayed values and growth are calculated: The historical subcontract-cost input constrains the modeled transfer from publisher-origin commissioning to performing suppliers, without adding another gross contract value.
63. Samfine Creation Holdings Group Limited - Form 20-F for the year ended December 31, 2025
    - Evidence informing base-year allocation inputs; displayed values and growth are calculated: The company reports USD xx.xx of 2025 book-product revenue and principally serves book traders that secure printing contracts and outsource production. This is a supplier-specific quantitative role check, not a Global allocation weight.
    - Evidence informing forecast-year allocation inputs; displayed values and growth are calculated: The company reports USD xx.xx of 2025 book-product revenue and principally serves book traders that secure printing contracts and outsource production. This is a supplier-specific quantitative role check, not a Global allocation weight.

64. Ministry of Education - NCERT and Amazon Letter of Engagement, October 7, 2024
    - Evidence informing base-year allocation inputs; displayed values and growth are calculated: The October xx.xx 2024 announcement targeted xx.xx NCERT books for academic 2025-xx.xx. This is a planned institutional activity anchor; realization, eligible receipts and subsequent growth are modeled separately.
    - Evidence informing forecast-year allocation inputs; displayed values and growth are calculated: The October xx.xx 2024 announcement targeted xx.xx NCERT books for academic 2025-xx.xx. This is a planned institutional activity anchor; realization, eligible receipts and subsequent growth are modeled separately.
65. Bangladesh e-GP - NCTB/TEXTBOOK/2025, Package GD.102_SEC_8.031
    - Evidence informing base-year allocation inputs; displayed values and growth are calculated: The government-funded procurement plan specifies xx.xx academic-2025 textbook copies and an estimated BDT xx.xx for printing, binding and supply. It constrains commercial order scale and local unit-budget plausibility, not realized annual revenue.
    - Evidence informing forecast-year allocation inputs; displayed values and growth are calculated: The government-funded procurement plan specifies xx.xx academic-2025 textbook copies and an estimated BDT xx.xx for printing, binding and supply. It constrains commercial order scale and local unit-budget plausibility, not realized annual revenue.
66. Students suffer as NCTB fails to deliver books - The Daily Star, January 17, 2025
    - Evidence informing base-year allocation inputs; displayed values and growth are calculated: The January xx.xx 2025 report corroborates the dated approximately xx.xx-copy textbook target and early-year delivery disruption. Target realization and supplier receipts remain modeled.
67. Secondary-level students: A new year without full set of books for many - The Daily Star, December 28, 2025
    - Evidence informing forecast-year allocation inputs; displayed values and growth are calculated: The December xx.xx 2025 report corroborates the approximately xx.xx-copy academic-2026 target and continued delivery slippage. It informs a normalization assumption, not an observed 2032 share.
68. Business Books - Print Professional, Custom Corporate Books | Blurb
    - Evidence informing base-year allocation inputs; displayed values and growth are calculated: The business-book offering includes organizational presentation and corporate-gift applications. It establishes an in-scope commissioning proposition, not the modeled global copy quantity or spending.
    - Evidence informing forecast-year allocation inputs; displayed values and growth are calculated: The business-book offering includes organizational presentation and corporate-gift applications. It establishes an in-scope commissioning proposition, not the modeled global copy quantity or spending.
69. How to Use Lulu to Support Your Nonprofit | Lulu
    - Evidence informing base-year allocation inputs; displayed values and growth are calculated: The platform permits an organization or charity to receive creator proceeds. This supports excluding beneficiary-only arrangements from nonprofit commissioning; it does not measure nonprofit printing purchases.
    - Evidence informing forecast-year allocation inputs; displayed values and growth are calculated: The platform permits an organization or charity to receive creator proceeds. This supports excluding beneficiary-only arrangements from nonprofit commissioning; it does not measure nonprofit printing purchases.

70. News Corp - Form 10-K for the fiscal year ended June 30, 2025
    - Evidence informing base-year allocation inputs; displayed values and growth are calculated: Fiscal 2025 consumer backlist revenue of xx.xx% and digital revenue of xx.xx% anchor the assumed physical-backlist bridge and its forecast starting model.
    - Evidence informing forecast-year allocation inputs; displayed values and growth are calculated: Fiscal 2025 consumer backlist revenue of xx.xx% and digital revenue of xx.xx% anchor the assumed physical-backlist bridge and its forecast starting model.
    - Evidence informing base-year allocation inputs; displayed values and growth are calculated: The disclosed backlist mix constrains recurring-title demand; its division into replenishment and POD remains modeled.
    - Evidence informing forecast-year allocation inputs; displayed values and growth are calculated: The disclosed backlist mix constrains recurring-title demand; its division into replenishment and POD remains modeled.
    - Evidence informing base-year allocation inputs; displayed values and growth are calculated: The complementary frontlist population supports the launch-stock cohort after physical-format adjustments.
    - Evidence informing forecast-year allocation inputs; displayed values and growth are calculated: The complementary frontlist population supports the launch-stock cohort after physical-format adjustments.
71. News Corp - Form 10-K for the fiscal year ended June 30, 2026
    - Evidence informing forecast-year allocation inputs; displayed values and growth are calculated: Fiscal 2026 backlist revenue of xx.xx% and digital revenue of xx.xx% lower the forecast physical-backlist proxy instead of assuming continued backlist expansion.
    - Evidence informing forecast-year allocation inputs; displayed values and growth are calculated: The updated catalog mix changes the forecast population available for repeat inventory releases.
    - Evidence informing forecast-year allocation inputs; displayed values and growth are calculated: The updated frontlist/backlist bridge changes the forecast planned-production weight; no 2032 share is disclosed.
72. How Do Lulu Direct Orders Work?
    - Evidence informing base-year allocation inputs; displayed values and growth are calculated: Lulu describes printing after customer purchase and distinguishes production from subsequent shipment, supporting recipient-order attribution rather than technology-based classification.
    - Evidence informing forecast-year allocation inputs; displayed values and growth are calculated: Lulu describes printing after customer purchase and distinguishes production from subsequent shipment, supporting recipient-order attribution rather than technology-based classification.
    - Evidence informing base-year allocation inputs; displayed values and growth are calculated: No minimum order and one-copy ordering establish commercial feasibility, not the number or value of single-copy releases.
    - Evidence informing forecast-year allocation inputs; displayed values and growth are calculated: No minimum order and one-copy ordering establish commercial feasibility, not the number or value of single-copy releases.
    - Evidence informing base-year allocation inputs; displayed values and growth are calculated: One POD offering accepts hundreds of copies, independently challenging a POD-equals-single-copy allocation.
    - Evidence informing forecast-year allocation inputs; displayed values and growth are calculated: One POD offering accepts hundreds of copies, independently challenging a POD-equals-single-copy allocation.
    - Evidence informing base-year allocation inputs; displayed values and growth are calculated: Orders can extend into thousands within the same offering; the production trigger therefore does not uniquely identify the working run band.
    - Evidence informing forecast-year allocation inputs; displayed values and growth are calculated: Orders can extend into thousands within the same offering; the production trigger therefore does not uniquely identify the working run band.

73. Supply Chain - Clays

- Evidence informing base-year allocation inputs; displayed values and growth are calculated: Clays describes differentiated backlist arrangements and stock visibility, supporting a separate inventory-replenishment cohort without establishing its numerical prevalence.
- Evidence informing forecast-year allocation inputs; displayed values and growth are calculated: Clays describes differentiated backlist arrangements and stock visibility, supporting a separate inventory-replenishment cohort without establishing its numerical prevalence.
- Evidence informing base-year allocation inputs; displayed values and growth are calculated: New-title consolidation and predictable annual backlist demand support retaining planned inventory commitments; short-run printing is explicitly not necessarily POD.
- Evidence informing forecast-year allocation inputs; displayed values and growth are calculated: New-title consolidation and predictable annual backlist demand support retaining planned inventory commitments; short-run printing is explicitly not necessarily POD.
- Evidence informing base-year allocation inputs; displayed values and growth are calculated: Clays explicitly distinguishes short-run work from POD, supporting category separation rather than a technological proxy for value share.
- Evidence informing forecast-year allocation inputs; displayed values and growth are calculated: Clays explicitly distinguishes short-run work from POD, supporting category separation rather than a technological proxy for value share.

74. Smart Backlist Management: When to Hold and When to Print-on-Demand

- Evidence informing base-year allocation inputs; displayed values and growth are calculated: Sheridan describes low-volume titles moving to POD while other titles retain inventory, supporting differentiated release-policy assumptions rather than a uniform backlist-to-POD conversion.
- Evidence informing forecast-year allocation inputs; displayed values and growth are calculated: Sheridan describes low-volume titles moving to POD while other titles retain inventory, supporting differentiated release-policy assumptions rather than a uniform backlist-to-POD conversion.
- Evidence informing base-year allocation inputs; displayed values and growth are calculated: A disclosed customer example uses a stock threshold to trigger a 2,000-copy replenishment order. It establishes the commercial mechanism, not a market-wide share.
- Evidence informing forecast-year allocation inputs; displayed values and growth are calculated: A disclosed customer example uses a stock threshold to trigger a 2,000-copy replenishment order. It establishes the commercial mechanism, not a market-wide share.

75. Shortage of NCERT textbooks - Rajya Sabha Unstarred Question No. 1941, December 17, 2025
    - Evidence informing base-year allocation inputs; displayed values and growth are calculated: Advance enrollment-based forecasting, academic-session readiness and a fiscal 2025-xx.xx plan for approximately xx.xx textbooks support a substantial calendar-driven stock cohort. The target is not realized production.
    - Evidence informing forecast-year allocation inputs; displayed values and growth are calculated: Advance enrollment-based forecasting, academic-session readiness and a fiscal 2025-xx.xx plan for approximately xx.xx textbooks support a substantial calendar-driven stock cohort. The target is not realized production.
    - Evidence informing base-year allocation inputs; displayed values and growth are calculated: Phased supply and inventory monitoring support distinguishing ongoing availability obligations from individual-recipient POD, without quantifying replenishment's global prevalence.
    - Evidence informing forecast-year allocation inputs; displayed values and growth are calculated: Phased supply and inventory monitoring support distinguishing ongoing availability obligations from individual-recipient POD, without quantifying replenishment's global prevalence.
    - Evidence informing base-year allocation inputs; displayed values and growth are calculated: The official answer distinguishes printer empanelment from approximately xx.xx distribution vendors and describes planned fiscal 2025-xx.xx printing of approximately xx.xx textbooks. It supports commissioning-versus-distribution separation, not a realized monetary channel split.
    - Evidence informing forecast-year allocation inputs; displayed values and growth are calculated: The official answer distinguishes printer empanelment from approximately xx.xx distribution vendors and describes planned fiscal 2025-xx.xx printing of approximately xx.xx textbooks. It supports commissioning-versus-distribution separation, not a realized monetary channel split.
    - Evidence informing base-year allocation inputs; displayed values and growth are calculated: Phased textbook supply supports treating annual institutional quantities separately from production batches; it does not disclose the medium-run allocation.
    - Evidence informing forecast-year allocation inputs; displayed values and growth are calculated: Phased textbook supply supports treating annual institutional quantities separately from production batches; it does not disclose the medium-run allocation.
    - Evidence informing base-year allocation inputs; displayed values and growth are calculated: The December xx.xx 2025 answer identifies a xx.xx-million-copy FY2025-xx.xx printing decision versus approximately xx.xx in recent years, a counterforce to assuming rapid long-run disappearance. Planned copies are not realized service revenue.
    - Evidence informing forecast-year allocation inputs; displayed values and growth are calculated: The December xx.xx 2025 answer identifies a xx.xx-million-copy FY2025-xx.xx printing decision versus approximately xx.xx in recent years, a counterforce to assuming rapid long-run disappearance. Planned copies are not realized service revenue.
76. Fulfillment Fee - Lulu Direct
    - Evidence informing base-year allocation inputs; displayed values and growth are calculated: The September 2026 schedule lists USD xx.xx per order regardless of item count, supporting an order-frequency effect on associated-service value. It does not verify the assumed historical or forecast multiplier.
    - Evidence informing forecast-year allocation inputs; displayed values and growth are calculated: The September 2026 schedule lists USD xx.xx per order regardless of item count, supporting an order-frequency effect on associated-service value. It does not verify the assumed historical or forecast multiplier.

77. InnerWorkings, Inc. - Form 10-K for the year ended December 31, 2019
    - Evidence informing base-year allocation inputs; displayed values and growth are calculated: The 2019 filing reports USD xx.xx gross profit on USD xx.xx revenue and describes purchased-product and direct-service costs. Historical reported margins constrain the modeled xx.xx% retained-fee ratio; they do not directly measure book-channel share.
    - Evidence informing forecast-year allocation inputs; displayed values and growth are calculated: The 2019 filing reports USD xx.xx gross profit on USD xx.xx revenue and describes purchased-product and direct-service costs. Historical reported margins constrain the modeled xx.xx% retained-fee ratio; they do not directly measure book-channel share.
    - Evidence informing base-year allocation inputs; displayed values and growth are calculated: The procurement-service margin comparison supports the fee-to-managed-spending bridge underlying the direct-channel complement. Carrying the normalized ratio into 2032 is explicitly a forecast assumption.
    - Evidence informing forecast-year allocation inputs; displayed values and growth are calculated: The procurement-service margin comparison supports the fee-to-managed-spending bridge underlying the direct-channel complement. Carrying the normalized ratio into 2032 is explicitly a forecast assumption.
78. Simplified Purchase Agreement - U.S. Government Publishing Office
    - Evidence informing base-year allocation inputs; displayed values and growth are calculated: SPA permits agency awards directly to certified vendors for purchases up to USD xx.xx while GPO pays vendors and invoices agencies. This supports classifying by the contracting relationship rather than the invoice payer, not a numerical global weight.
    - Evidence informing forecast-year allocation inputs; displayed values and growth are calculated: SPA permits agency awards directly to certified vendors for purchases up to USD xx.xx while GPO pays vendors and invoices agencies. This supports classifying by the contracting relationship rather than the invoice payer, not a numerical global weight.
79. Global Print Services | China, Europe, SE Asia, USA & India
    - Evidence informing base-year allocation inputs; displayed values and growth are calculated: Imago describes sourcing suppliers and coordinating multiple manufacturers for book-related projects. Its cumulative customer relationships establish the offered intermediary role but are not annual revenue or allocation weights.
    - Evidence informing forecast-year allocation inputs; displayed values and growth are calculated: Imago describes sourcing suppliers and coordinating multiple manufacturers for book-related projects. Its cumulative customer relationships establish the offered intermediary role but are not annual revenue or allocation weights.
80. Lion Rock Group Limited - Annual Report 2025
    - Evidence informing base-year allocation inputs; displayed values and growth are calculated: Own-business 2025 turnover changes of minus xx.xx% for APOL and minus xx.xx% for Regent challenge uniform intermediary growth; Regent's non-book focus limits its relevance. These observations support avoiding an additional adoption uplift.
    - Evidence informing forecast-year allocation inputs; displayed values and growth are calculated: Own-business 2025 turnover changes of minus xx.xx% for APOL and minus xx.xx% for Regent challenge uniform intermediary growth; Regent's non-book focus limits its relevance. These observations support avoiding an additional adoption uplift.
    - Evidence informing base-year allocation inputs; displayed values and growth are calculated: Manufacturing turnover changes of minus xx.xx% at xx.xx Printing and plus xx.xx% at Papercraft demonstrate differing supplier trajectories rather than a simple common channel-growth pattern; these are not direct-contracting market shares.
    - Evidence informing forecast-year allocation inputs; displayed values and growth are calculated: Manufacturing turnover changes of minus xx.xx% at xx.xx Printing and plus xx.xx% at Papercraft demonstrate differing supplier trajectories rather than a simple common channel-growth pattern; these are not direct-contracting market shares.

81. Imprint Digital - Book Printing Prices UK

- Evidence informing base-year allocation inputs; displayed values and growth are calculated: The inspected schedule quotes GBP xx.xx at xx.xx copies for one paperback specification, supporting a relative-price input, not a historical global realization.
- Evidence informing forecast-year allocation inputs; displayed values and growth are calculated: The inspected schedule quotes GBP xx.xx at xx.xx copies for one paperback specification, supporting a relative-price input, not a historical global realization.
- Evidence informing base-year allocation inputs; displayed values and growth are calculated: GBP xx.xx at xx.xx copies supplies the medium-run reference index; format and delivery differences require separate treatment.
- Evidence informing forecast-year allocation inputs; displayed values and growth are calculated: GBP xx.xx at xx.xx copies supplies the medium-run reference index; format and delivery differences require separate treatment.
- Evidence informing base-year allocation inputs; displayed values and growth are calculated: The quantity-price curve anchors the reference from which the long-run discount is assumed; no long-run price or future share is disclosed.
- Evidence informing forecast-year allocation inputs; displayed values and growth are calculated: The quantity-price curve anchors the reference from which the long-run discount is assumed; no long-run price or future share is disclosed.

82. Print Options

- Evidence informing base-year allocation inputs; displayed values and growth are calculated: KDP distinguishes black-and-white from color records and locks ink type after publication. These platform-specific conditions qualify switching assumptions, not market weights. ([kdp.amazon.com](https://kdp.amazon.com/en_US/help/topic/G201834180))
- Evidence informing forecast-year allocation inputs; displayed values and growth are calculated: KDP distinguishes black-and-white from color records and locks ink type after publication. These platform-specific conditions qualify switching assumptions, not market weights. ([kdp.amazon.com](https://kdp.amazon.com/en_US/help/topic/G201834180))
- Evidence informing base-year allocation inputs; displayed values and growth are calculated: The displayed platform menu does not establish designated spot-color availability or sales; a general color option is not used as evidence of spot-color demand. ([kdp.amazon.com](https://kdp.amazon.com/en_US/help/topic/G201834180))
- Evidence informing forecast-year allocation inputs; displayed values and growth are calculated: The displayed platform menu does not establish designated spot-color availability or sales; a general color option is not used as evidence of spot-color demand. ([kdp.amazon.com](https://kdp.amazon.com/en_US/help/topic/G201834180))
- Evidence informing base-year allocation inputs; displayed values and growth are calculated: Standard color is unavailable for hardcover, but premium color is available. Both process-color tiers belong within the modeled Full-Color Interiors category. ([kdp.amazon.com](https://kdp.amazon.com/en_US/help/topic/G201834180))
- Evidence informing forecast-year allocation inputs; displayed values and growth are calculated: Standard color is unavailable for hardcover, but premium color is available. Both process-color tiers belong within the modeled Full-Color Interiors category. ([kdp.amazon.com](https://kdp.amazon.com/en_US/help/topic/G201834180))

83. Synthèse des chiffres de l'édition jeunesse 2024-2025

- Evidence informing base-year allocation inputs; displayed values and growth are calculated: The primary French publishing survey reports a xx.xx% decline in illustrated early-childhood volumes and a xx.xx% decline in youth-fiction volumes in 2024. These differing outcomes challenge an aggressive universal color-growth assumption. ([sne.fr](https://www.sne.fr/actu/synthese-des-chiffres-de-ledition-jeunesse-2024-2025/))
- Evidence informing forecast-year allocation inputs; displayed values and growth are calculated: The primary French publishing survey reports a xx.xx% decline in illustrated early-childhood volumes and a xx.xx% decline in youth-fiction volumes in 2024. These differing outcomes challenge an aggressive universal color-growth assumption. ([sne.fr](https://www.sne.fr/actu/synthese-des-chiffres-de-ledition-jeunesse-2024-2025/))

19.3. BRICS

Table 418. BRICS Book Printing & Packaging Services Market, by Country growth contribution, 2025-2032

Category	2025 value (USD Million)	2032 value (USD Million)	Added value (USD Million)	2025 share (%)	2032 share (%)	Change (pp)	Growth share (%)	CAGR (%)
Brazil	xx.xx	xx.xx	xx.xx	xx.xx	xx.xx	xx.xx	xx.xx	xx.xx
China	xx.xx	xx.xx	xx.xx	xx.xx	xx.xx	xx.xx	xx.xx	xx.xx
India	xx.xx	xx.xx	xx.xx	xx.xx	xx.xx	xx.xx	xx.xx	xx.xx
Russia	xx.xx	xx.xx	xx.xx	xx.xx	xx.xx	xx.xx	xx.xx	xx.xx
South Africa	xx.xx	xx.xx	xx.xx	xx.xx	xx.xx	xx.xx	xx.xx	xx.xx
Scope total	**xx.xx**	**xx.xx**	**xx.xx**	**xx.xx**	**xx.xx**	**xx.xx**	**xx.xx**	**xx.xx**

Table 419. BRICS Book Printing & Packaging Services Market Size, by Group, 2017-2040 (USD Million)

Group	2017	2024	2025	2026	2027	2032	2040	CAGR (%)
Brazil	xx.xx	xx.xx	xx.xx	xx.xx	xx.xx	xx.xx	xx.xx	xx.xx
China	xx.xx	xx.xx	xx.xx	xx.xx	xx.xx	xx.xx	xx.xx	xx.xx
India	xx.xx	xx.xx	xx.xx	xx.xx	xx.xx	xx.xx	xx.xx	xx.xx
Russia	xx.xx	xx.xx	xx.xx	xx.xx	xx.xx	xx.xx	xx.xx	xx.xx
South Africa	xx.xx	xx.xx	xx.xx	xx.xx	xx.xx	xx.xx	xx.xx	xx.xx

Table 420. BRICS Book Printing & Packaging Services Market Size, by Service Offering, 2017-2040 (USD Million)

Service Offering	2017	2024	2025	2026	2027	2032	2040	CAGR (%)
Book Packaging Production	xx.xx	xx.xx	xx.xx	xx.xx	xx.xx	xx.xx	xx.xx	xx.xx
Book Packing & Kitting	xx.xx	xx.xx	xx.xx	xx.xx	xx.xx	xx.xx	xx.xx	xx.xx
Book Printing	xx.xx	xx.xx	xx.xx	xx.xx	xx.xx	xx.xx	xx.xx	xx.xx
Bookbinding & Finishing	xx.xx	xx.xx	xx.xx	xx.xx	xx.xx	xx.xx	xx.xx	xx.xx
Prepress Services	xx.xx	xx.xx	xx.xx	xx.xx	xx.xx	xx.xx	xx.xx	xx.xx
Print Production Management	xx.xx	xx.xx	xx.xx	xx.xx	xx.xx	xx.xx	xx.xx	xx.xx
Production-Linked Fulfillment	xx.xx	xx.xx	xx.xx	xx.xx	xx.xx	xx.xx	xx.xx	xx.xx
Total	**xx.xx**	**xx.xx**	**xx.xx**	**xx.xx**	**xx.xx**	**xx.xx**	**xx.xx**	**xx.xx**

Table 421. BRICS Book Printing & Packaging Services Market Size, by Book Format, 2017-2040 (USD Million)

Book Format	2017	2024	2025	2026	2027	2032	2040	CAGR (%)
Accordion-Fold Books	xx.xx	xx.xx	xx.xx	xx.xx	xx.xx	xx.xx	xx.xx	xx.xx
Bath Books	xx.xx	xx.xx	xx.xx	xx.xx	xx.xx	xx.xx	xx.xx	xx.xx
Board Books	xx.xx	xx.xx	xx.xx	xx.xx	xx.xx	xx.xx	xx.xx	xx.xx
Foam Books	xx.xx	xx.xx	xx.xx	xx.xx	xx.xx	xx.xx	xx.xx	xx.xx
Hardcover Books	xx.xx	xx.xx	xx.xx	xx.xx	xx.xx	xx.xx	xx.xx	xx.xx
Loose-Leaf Books	xx.xx	xx.xx	xx.xx	xx.xx	xx.xx	xx.xx	xx.xx	xx.xx
Paperback & Softcover Books	xx.xx	xx.xx	xx.xx	xx.xx	xx.xx	xx.xx	xx.xx	xx.xx
Saddle-Stitched Booklets	xx.xx	xx.xx	xx.xx	xx.xx	xx.xx	xx.xx	xx.xx	xx.xx
Slide-Bound Books	xx.xx	xx.xx	xx.xx	xx.xx	xx.xx	xx.xx	xx.xx	xx.xx
Textile Books	xx.xx	xx.xx	xx.xx	xx.xx	xx.xx	xx.xx	xx.xx	xx.xx
Wire, Coil & Comb-Bound Books	xx.xx	xx.xx	xx.xx	xx.xx	xx.xx	xx.xx	xx.xx	xx.xx
Total	**xx.xx**	**xx.xx**	**xx.xx**	**xx.xx**	**xx.xx**	**xx.xx**	**xx.xx**	**xx.xx**

Table 422. BRICS Book Printing & Packaging Services Market Size, by Packaging Format, 2017-2040 (USD Million)

Packaging Format	2017	2024	2025	2026	2027	2032	2040	CAGR (%)
Bags & Pouches	xx.xx	xx.xx	xx.xx	xx.xx	xx.xx	xx.xx	xx.xx	xx.xx
Blister & Clamshell Packs	xx.xx	xx.xx	xx.xx	xx.xx	xx.xx	xx.xx	xx.xx	xx.xx
Boxes & Lidded Cases	xx.xx	xx.xx	xx.xx	xx.xx	xx.xx	xx.xx	xx.xx	xx.xx
Envelopes, Wallets & Folders	xx.xx	xx.xx	xx.xx	xx.xx	xx.xx	xx.xx	xx.xx	xx.xx
Film & Paper Wraps	xx.xx	xx.xx	xx.xx	xx.xx	xx.xx	xx.xx	xx.xx	xx.xx
Protective Inserts & Cushioning	xx.xx	xx.xx	xx.xx	xx.xx	xx.xx	xx.xx	xx.xx	xx.xx
Seals & Strapping	xx.xx	xx.xx	xx.xx	xx.xx	xx.xx	xx.xx	xx.xx	xx.xx
Sleeves & Wraparound Bands	xx.xx	xx.xx	xx.xx	xx.xx	xx.xx	xx.xx	xx.xx	xx.xx
Slipcases	xx.xx	xx.xx	xx.xx	xx.xx	xx.xx	xx.xx	xx.xx	xx.xx
Others	xx.xx	xx.xx	xx.xx	xx.xx	xx.xx	xx.xx	xx.xx	xx.xx
Total	**xx.xx**	**xx.xx**	**xx.xx**	**xx.xx**	**xx.xx**	**xx.xx**	**xx.xx**	**xx.xx**

Table 423. BRICS Book Printing & Packaging Services Market Size, by Printing Technology, 2017-2040 (USD Million)

Printing Technology	2017	2024	2025	2026	2027	2032	2040	CAGR (%)
Braille Embossing	xx.xx	xx.xx	xx.xx	xx.xx	xx.xx	xx.xx	xx.xx	xx.xx
Digital Printing	xx.xx	xx.xx	xx.xx	xx.xx	xx.xx	xx.xx	xx.xx	xx.xx
Flexographic Printing	xx.xx	xx.xx	xx.xx	xx.xx	xx.xx	xx.xx	xx.xx	xx.xx
Gravure Printing	xx.xx	xx.xx	xx.xx	xx.xx	xx.xx	xx.xx	xx.xx	xx.xx
Letterpress Printing	xx.xx	xx.xx	xx.xx	xx.xx	xx.xx	xx.xx	xx.xx	xx.xx
Offset Lithography	xx.xx	xx.xx	xx.xx	xx.xx	xx.xx	xx.xx	xx.xx	xx.xx
Screen Printing	xx.xx	xx.xx	xx.xx	xx.xx	xx.xx	xx.xx	xx.xx	xx.xx
Silver-Halide Photographic Printing	xx.xx	xx.xx	xx.xx	xx.xx	xx.xx	xx.xx	xx.xx	xx.xx
Stencil Duplicator Printing	xx.xx	xx.xx	xx.xx	xx.xx	xx.xx	xx.xx	xx.xx	xx.xx
Others	xx.xx	xx.xx	xx.xx	xx.xx	xx.xx	xx.xx	xx.xx	xx.xx
Total	**xx.xx**	**xx.xx**	**xx.xx**	**xx.xx**	**xx.xx**	**xx.xx**	**xx.xx**	**xx.xx**

Table 424. BRICS Book Printing & Packaging Services Market Size, by Offset Lithography, 2017-2040 (USD Million)

Offset Lithography	2017	2024	2025	2026	2027	2032	2040	CAGR (%)
Sheetfed Offset Printing	xx.xx	xx.xx	xx.xx	xx.xx	xx.xx	xx.xx	xx.xx	xx.xx
Web Offset Printing	xx.xx	xx.xx	xx.xx	xx.xx	xx.xx	xx.xx	xx.xx	xx.xx
Total	**xx.xx**	**xx.xx**	**xx.xx**	**xx.xx**	**xx.xx**	**xx.xx**	**xx.xx**	**xx.xx**

Table 425. BRICS Book Printing & Packaging Services Market Size, by Digital Printing, 2017-2040 (USD Million)

Digital Printing	2017	2024	2025	2026	2027	2032	2040	CAGR (%)
Electrophotographic Printing	xx.xx	xx.xx	xx.xx	xx.xx	xx.xx	xx.xx	xx.xx	xx.xx
Inkjet Printing	xx.xx	xx.xx	xx.xx	xx.xx	xx.xx	xx.xx	xx.xx	xx.xx
Thermal Printing	xx.xx	xx.xx	xx.xx	xx.xx	xx.xx	xx.xx	xx.xx	xx.xx
Total	**xx.xx**	**xx.xx**	**xx.xx**	**xx.xx**	**xx.xx**	**xx.xx**	**xx.xx**	**xx.xx**

Table 426. BRICS Book Printing & Packaging Services Market Size, by Publication Application, 2017-2040 (USD Million)

Publication Application	2017	2024	2025	2026	2027	2032	2040	CAGR (%)
Activity & Puzzle Books	xx.xx	xx.xx	xx.xx	xx.xx	xx.xx	xx.xx	xx.xx	xx.xx
Art & Photography Books	xx.xx	xx.xx	xx.xx	xx.xx	xx.xx	xx.xx	xx.xx	xx.xx
Commemorative & Personal Books	xx.xx	xx.xx	xx.xx	xx.xx	xx.xx	xx.xx	xx.xx	xx.xx
Educational & Training Books	xx.xx	xx.xx	xx.xx	xx.xx	xx.xx	xx.xx	xx.xx	xx.xx
General-Interest Books	xx.xx	xx.xx	xx.xx	xx.xx	xx.xx	xx.xx	xx.xx	xx.xx
Institutional & Corporate Books	xx.xx	xx.xx	xx.xx	xx.xx	xx.xx	xx.xx	xx.xx	xx.xx
Music Books & Scores	xx.xx	xx.xx	xx.xx	xx.xx	xx.xx	xx.xx	xx.xx	xx.xx
Religious & Devotional Books	xx.xx	xx.xx	xx.xx	xx.xx	xx.xx	xx.xx	xx.xx	xx.xx
Scholarly & Professional Books	xx.xx	xx.xx	xx.xx	xx.xx	xx.xx	xx.xx	xx.xx	xx.xx
Total	**xx.xx**	**xx.xx**	**xx.xx**	**xx.xx**	**xx.xx**	**xx.xx**	**xx.xx**	**xx.xx**

Table 427. BRICS Book Printing & Packaging Services Market Size, by Educational & Training Books, 2017-2040 (USD Million)

Educational & Training Books	2017	2024	2025	2026	2027	2032	2040	CAGR (%)
Higher Education Textbooks	xx.xx	xx.xx	xx.xx	xx.xx	xx.xx	xx.xx	xx.xx	xx.xx
School Textbooks & Workbooks	xx.xx	xx.xx	xx.xx	xx.xx	xx.xx	xx.xx	xx.xx	xx.xx
Vocational & Continuing Education Books	xx.xx	xx.xx	xx.xx	xx.xx	xx.xx	xx.xx	xx.xx	xx.xx
Total	**xx.xx**	**xx.xx**	**xx.xx**	**xx.xx**	**xx.xx**	**xx.xx**	**xx.xx**	**xx.xx**

Table 428. BRICS Book Printing & Packaging Services Market Size, by Commemorative & Personal Books, 2017-2040 (USD Million)

Commemorative & Personal Books	2017	2024	2025	2026	2027	2032	2040	CAGR (%)
Personal Photo & Memory Books	xx.xx	xx.xx	xx.xx	xx.xx	xx.xx	xx.xx	xx.xx	xx.xx
Yearbooks & Organizational Commemoratives	xx.xx	xx.xx	xx.xx	xx.xx	xx.xx	xx.xx	xx.xx	xx.xx
Total	**xx.xx**	**xx.xx**	**xx.xx**	**xx.xx**	**xx.xx**	**xx.xx**	**xx.xx**	**xx.xx**

Table 429. BRICS Book Printing & Packaging Services Market Size, by Scholarly & Professional Books, 2017-2040 (USD Million)

Scholarly & Professional Books	2017	2024	2025	2026	2027	2032	2040	CAGR (%)
Professional & Technical Reference Books	xx.xx	xx.xx	xx.xx	xx.xx	xx.xx	xx.xx	xx.xx	xx.xx
Scholarly Research Books	xx.xx	xx.xx	xx.xx	xx.xx	xx.xx	xx.xx	xx.xx	xx.xx
Total	**xx.xx**	**xx.xx**	**xx.xx**	**xx.xx**	**xx.xx**	**xx.xx**	**xx.xx**	**xx.xx**

Table 430. BRICS Book Printing & Packaging Services Market Size, by Buyer Type, 2017-2040 (USD Million)

Buyer Type	2017	2024	2025	2026	2027	2032	2040	CAGR (%)
Corporate & Commercial Buyers	xx.xx	xx.xx	xx.xx	xx.xx	xx.xx	xx.xx	xx.xx	xx.xx
Educational & Research Institutions	xx.xx	xx.xx	xx.xx	xx.xx	xx.xx	xx.xx	xx.xx	xx.xx
Government & Intergovernmental Bodies	xx.xx	xx.xx	xx.xx	xx.xx	xx.xx	xx.xx	xx.xx	xx.xx
Nonprofit & Membership Organizations	xx.xx	xx.xx	xx.xx	xx.xx	xx.xx	xx.xx	xx.xx	xx.xx
Print & Production Service Providers	xx.xx	xx.xx	xx.xx	xx.xx	xx.xx	xx.xx	xx.xx	xx.xx
Private Individuals & Households	xx.xx	xx.xx	xx.xx	xx.xx	xx.xx	xx.xx	xx.xx	xx.xx
Publishing Organizations	xx.xx	xx.xx	xx.xx	xx.xx	xx.xx	xx.xx	xx.xx	xx.xx
Self-Publishing Authors & Creators	xx.xx	xx.xx	xx.xx	xx.xx	xx.xx	xx.xx	xx.xx	xx.xx
Total	**xx.xx**	**xx.xx**	**xx.xx**	**xx.xx**	**xx.xx**	**xx.xx**	**xx.xx**	**xx.xx**

Table 431. BRICS Book Printing & Packaging Services Market Size, by Production Model, 2017-2040 (USD Million)

Production Model	2017	2024	2025	2026	2027	2032	2040	CAGR (%)
Planned Stock Production	xx.xx	xx.xx	xx.xx	xx.xx	xx.xx	xx.xx	xx.xx	xx.xx
Print-on-Demand	xx.xx	xx.xx	xx.xx	xx.xx	xx.xx	xx.xx	xx.xx	xx.xx
Stock Replenishment	xx.xx	xx.xx	xx.xx	xx.xx	xx.xx	xx.xx	xx.xx	xx.xx
Total	**xx.xx**	**xx.xx**	**xx.xx**	**xx.xx**	**xx.xx**	**xx.xx**	**xx.xx**	**xx.xx**

Table 432. BRICS Book Printing & Packaging Services Market Size, by Fulfillment Model, 2017-2040 (USD Million)

Fulfillment Model	2017	2024	2025	2026	2027	2032	2040	CAGR (%)
Consolidated Handoff	xx.xx	xx.xx	xx.xx	xx.xx	xx.xx	xx.xx	xx.xx	xx.xx
Distribution-List Delivery	xx.xx	xx.xx	xx.xx	xx.xx	xx.xx	xx.xx	xx.xx	xx.xx
Order-Level Fulfillment	xx.xx	xx.xx	xx.xx	xx.xx	xx.xx	xx.xx	xx.xx	xx.xx
Total	**xx.xx**	**xx.xx**	**xx.xx**	**xx.xx**	**xx.xx**	**xx.xx**	**xx.xx**	**xx.xx**

Table 433. BRICS Book Printing & Packaging Services Market Size, by Procurement Channel, 2017-2040 (USD Million)

Procurement Channel	2017	2024	2025	2026	2027	2032	2040	CAGR (%)
Direct Provider Contracting	xx.xx	xx.xx	xx.xx	xx.xx	xx.xx	xx.xx	xx.xx	xx.xx
Intermediary-Led Contracting	xx.xx	xx.xx	xx.xx	xx.xx	xx.xx	xx.xx	xx.xx	xx.xx
Total	**xx.xx**	**xx.xx**	**xx.xx**	**xx.xx**	**xx.xx**	**xx.xx**	**xx.xx**	**xx.xx**

Table 434. BRICS Book Printing & Packaging Services Market Size, by Print Run Length, 2017-2040 (USD Million)

Print Run Length	2017	2024	2025	2026	2027	2032	2040	CAGR (%)
Long Runs	xx.xx	xx.xx	xx.xx	xx.xx	xx.xx	xx.xx	xx.xx	xx.xx
Medium Runs	xx.xx	xx.xx	xx.xx	xx.xx	xx.xx	xx.xx	xx.xx	xx.xx
Short Runs	xx.xx	xx.xx	xx.xx	xx.xx	xx.xx	xx.xx	xx.xx	xx.xx
Single-Copy Runs	xx.xx	xx.xx	xx.xx	xx.xx	xx.xx	xx.xx	xx.xx	xx.xx
Total	**xx.xx**	**xx.xx**	**xx.xx**	**xx.xx**	**xx.xx**	**xx.xx**	**xx.xx**	**xx.xx**

Table 435. BRICS Book Printing & Packaging Services Market Size, by Interior Color, 2017-2040 (USD Million)

Interior Color	2017	2024	2025	2026	2027	2032	2040	CAGR (%)
Black-and-White Interiors	xx.xx	xx.xx	xx.xx	xx.xx	xx.xx	xx.xx	xx.xx	xx.xx
Full-Color Interiors	xx.xx	xx.xx	xx.xx	xx.xx	xx.xx	xx.xx	xx.xx	xx.xx
Spot-Color Interiors	xx.xx	xx.xx	xx.xx	xx.xx	xx.xx	xx.xx	xx.xx	xx.xx
Total	**xx.xx**	**xx.xx**	**xx.xx**	**xx.xx**	**xx.xx**	**xx.xx**	**xx.xx**	**xx.xx**

Sources & Evidence

1. European Book Publishing Statistics 2024
   - Evidence informing the 2024 market-value input; displayed series and growth include calculations: European publishers reported approximately EUR xx.xx of net book-sales revenue in 2024. The disclosed ebook and audiobook proportions inform the modeled xx.xx% physical-book revenue proportion; publisher revenue is an input, not printing-service revenue.
   - Evidence informing the 2025 market-value input; displayed series and growth include calculations: The 2024 publisher-revenue and format observations provide the European demand input carried into the 2025 estimate.

2. The Global Publishing Industry in 2022

- Evidence informing the 2024 market-value input; displayed series and growth include calculations: Table xx.xx supplies country-level publishing revenues and identifies differences between retail-value, publisher-revenue, print-only and prior-year observations. Selected non-European country observations are adjusted for physical formats and period before estimating production spending.
- Evidence informing the 2025 market-value input; displayed series and growth include calculations: The selected country observations contribute to the demand pool underlying the 2025 working estimate. Nielsen retail datasets elsewhere in the publication are not used.
- Evidence informing base-year allocation inputs; displayed values and growth are calculated: Primary survey sector differences constrain the education-adjusted hardcover proxy.
- Evidence informing forecast-year allocation inputs; displayed values and growth are calculated: Primary survey sector differences constrain the education-adjusted hardcover proxy.
- Evidence informing base-year allocation inputs; displayed values and growth are calculated: Educational/trade differences qualify extrapolation of U.S. consumer-format revenue.
- Evidence informing forecast-year allocation inputs; displayed values and growth are calculated: Educational/trade differences qualify extrapolation of U.S. consumer-format revenue.
- Evidence informing base-year allocation inputs; displayed values and growth are calculated: USD xx.xx of surveyed children's publishing revenue anchors the modeled specialty demand pool, not supplier receipts.
- Evidence informing forecast-year allocation inputs; displayed values and growth are calculated: USD xx.xx of surveyed children's publishing revenue anchors the modeled specialty demand pool, not supplier receipts.
- Evidence informing base-year allocation inputs; displayed values and growth are calculated: Sector data constrain the commissioning-pool proxy; mechanical incidence remains assumed.
- Evidence informing forecast-year allocation inputs; displayed values and growth are calculated: Sector data constrain the commissioning-pool proxy; mechanical incidence remains assumed.
- Evidence informing base-year allocation inputs; displayed values and growth are calculated: Educational demand supplies a common economic anchor; loose-leaf incidence remains modeled.
- Evidence informing forecast-year allocation inputs; displayed values and growth are calculated: Educational demand supplies a common economic anchor; loose-leaf incidence remains modeled.
- Evidence informing base-year allocation inputs; displayed values and growth are calculated: Sector observations constrain the educational short-book commissioning pool.
- Evidence informing forecast-year allocation inputs; displayed values and growth are calculated: Sector observations constrain the educational short-book commissioning pool.
- Evidence informing base-year allocation inputs; displayed values and growth are calculated: The commissioning-pool anchor supports an explicit sparse-format incidence model.
- Evidence informing forecast-year allocation inputs; displayed values and growth are calculated: The commissioning-pool anchor supports an explicit sparse-format incidence model.
- Evidence informing base-year allocation inputs; displayed values and growth are calculated: Children's demand anchors the accordion working estimate, not observed accordion orders.
- Evidence informing forecast-year allocation inputs; displayed values and growth are calculated: Children's demand anchors the accordion working estimate, not observed accordion orders.
- Evidence informing base-year allocation inputs; displayed values and growth are calculated: Children's demand anchors assumed textile-book order incidence.
- Evidence informing forecast-year allocation inputs; displayed values and growth are calculated: Children's demand anchors assumed textile-book order incidence.
- Evidence informing base-year allocation inputs; displayed values and growth are calculated: Children's demand anchors assumed bath-book order incidence.
- Evidence informing forecast-year allocation inputs; displayed values and growth are calculated: Children's demand anchors assumed bath-book order incidence.
- Evidence informing base-year allocation inputs; displayed values and growth are calculated: Children's demand anchors assumed foam-book order incidence.
- Evidence informing forecast-year allocation inputs; displayed values and growth are calculated: Children's demand anchors assumed foam-book order incidence.
- Evidence informing base-year allocation inputs; displayed values and growth are calculated: The original publishing survey documents country-level trade/education revenue differences used to constrain the modeled physical-publishing mix; it does not directly measure service shares.
- Evidence informing forecast-year allocation inputs; displayed values and growth are calculated: The original publishing survey documents country-level trade/education revenue differences used to constrain the modeled physical-publishing mix; it does not directly measure service shares.

3. 2024 年新闻出版统计公报

- Evidence informing the 2024 market-value input; displayed series and growth include calculations: For 2024, the official table reports xx.xx book copies or sheets and CNY xx.xx of book-publishing revenue. These constrain the demand bridge and historical contraction, rather than directly measuring printing-service sales.
- Evidence informing the 2025 market-value input; displayed series and growth include calculations: The 2024 book-publishing observation supplies the Chinese demand primitive for the 2025 model.
- Evidence informing base-year allocation inputs; displayed values and growth are calculated: 2024 book-publishing revenue of CNY xx.xx supplies the physical-demand proxy; reported output contraction qualifies growth assumptions. ([nppa.gov.cn](https://www.nppa.gov.cn/xxgk/fdzdgknr/tjxx/xx.xx/P020251218382424228218.pdf))
- Evidence informing forecast-year allocation inputs; displayed values and growth are calculated: 2024 book-publishing revenue of CNY xx.xx supplies the physical-demand proxy; reported output contraction qualifies growth assumptions. ([nppa.gov.cn](https://www.nppa.gov.cn/xxgk/fdzdgknr/tjxx/xx.xx/P020251218382424228218.pdf))
- Evidence informing base-year allocation inputs; displayed values and growth are calculated: Official 2024 output of xx.xx copies/sheets constrains total modeled publisher activity; it does not disclose single-copy production.
- Evidence informing forecast-year allocation inputs; displayed values and growth are calculated: Official 2024 output of xx.xx copies/sheets constrains total modeled publisher activity; it does not disclose single-copy production.
- Evidence informing base-year allocation inputs; displayed values and growth are calculated: Aggregate copies and annual title output constrain the shared activity model, not an observed short-run share.
- Evidence informing forecast-year allocation inputs; displayed values and growth are calculated: Aggregate copies and annual title output constrain the shared activity model, not an observed short-run share.
- Evidence informing base-year allocation inputs; displayed values and growth are calculated: Aggregate production provides a scale check for the medium-run assumption; annual copies per title are not individual batches.
- Evidence informing forecast-year allocation inputs; displayed values and growth are calculated: Aggregate production provides a scale check for the medium-run assumption; annual copies per title are not individual batches.
- Evidence informing base-year allocation inputs; displayed values and growth are calculated: Approximately xx.xx annual copies per title constrain the long-run scenario without proving its batch mix or forecast.
- Evidence informing forecast-year allocation inputs; displayed values and growth are calculated: Approximately xx.xx annual copies per title constrain the long-run scenario without proving its batch mix or forecast.

4. Foreign Exchange Rates - G.5A Annual, January 5, 2026

- Evidence informing the 2024 market-value input; displayed series and growth include calculations: The official 2024 annual-average conversion inputs are USD xx.xx per EUR, CNY xx.xx per USD and CAD xx.xx per USD.
- Evidence informing the 2025 market-value input; displayed series and growth include calculations: The exchange-rate table establishes the conversion basis of the preceding-year demand inputs used in the 2025 estimate; subsequent effective-USD price assumptions are modeled separately.

5. Book publishing industry, 2024 - Statistics Canada
   - Evidence informing the 2024 market-value input; displayed series and growth include calculations: Canadian publishers reported CAD xx.xx of print sales outside the online category and CAD xx.xx of online print sales in 2024. Their sum, rather than total operating revenue, supplies the physical-book demand input.
   - Evidence informing the 2025 market-value input; displayed series and growth include calculations: Reported cost of goods sold of CAD xx.xx, up CAD xx.xx from 2022, supplies a cost-pressure cross-check, not a directly attributable printing-services total.
   - Evidence informing base-year allocation inputs; displayed values and growth are calculated: Canadian online versus other print-sales values constrain parcel exposure, with explicit value-to-unit and geographic limitations.
   - Evidence informing forecast-year allocation inputs; displayed values and growth are calculated: Canadian online versus other print-sales values constrain parcel exposure, with explicit value-to-unit and geographic limitations.
   - Evidence informing base-year allocation inputs; displayed values and growth are calculated: The print-channel value mix supplies a limited parcel-demand proxy, not observed envelope purchases.
   - Evidence informing forecast-year allocation inputs; displayed values and growth are calculated: The print-channel value mix supplies a limited parcel-demand proxy, not observed envelope purchases.
   - Evidence informing base-year allocation inputs; displayed values and growth are calculated: The print-channel value mix supplies a limited parcel-demand proxy, not observed bag purchases.
   - Evidence informing forecast-year allocation inputs; displayed values and growth are calculated: The print-channel value mix supplies a limited parcel-demand proxy, not observed bag purchases.
   - Evidence informing base-year allocation inputs; displayed values and growth are calculated: Modest observed online-print growth qualifies aggressive parcel-related wrapping assumptions.
   - Evidence informing forecast-year allocation inputs; displayed values and growth are calculated: Modest observed online-print growth qualifies aggressive parcel-related wrapping assumptions.
   - Evidence informing base-year allocation inputs; displayed values and growth are calculated: Channel activity constrains the modeled delivery-pack population requiring separate protection.
   - Evidence informing forecast-year allocation inputs; displayed values and growth are calculated: Channel activity constrains the modeled delivery-pack population requiring separate protection.
   - Evidence informing base-year allocation inputs; displayed values and growth are calculated: Channel activity constrains the modeled delivery-pack population requiring closures.
   - Evidence informing forecast-year allocation inputs; displayed values and growth are calculated: Channel activity constrains the modeled delivery-pack population requiring closures.
6. U.S. Census Bureau - Books Printing: Shipments, annual table
   - Evidence informing the 2017 market-value input; displayed series and growth include calculations: U.S. books-printing shipments were USD xx.xx in 2017; this is a national production anchor for the historical model.
   - Evidence informing the 2018 market-value input; displayed series and growth include calculations: U.S. books-printing shipments were USD xx.xx in 2018.
   - Evidence informing the 2019 market-value input; displayed series and growth include calculations: U.S. books-printing shipments were USD xx.xx in 2019.
   - Evidence informing the 2020 market-value input; displayed series and growth include calculations: U.S. books-printing shipments were USD xx.xx in 2020.
   - Evidence informing the 2021 market-value input; displayed series and growth include calculations: U.S. books-printing shipments were USD xx.xx in 2021.
   - Evidence informing the 2022 market-value input; displayed series and growth include calculations: U.S. books-printing shipments were USD xx.xx in 2022.
   - Evidence informing the 2024 market-value input; displayed series and growth include calculations: U.S. books-printing shipments were USD xx.xx in 2024. This national industrial measure is narrower than the composite global service boundary.

7. U.S. Census Bureau - Book Publishers, All Establishments: Revenue, annual table
   - Evidence informing the 2024 market-value input; displayed series and growth include calculations: The Census annual series reports USD xx.xx of U.S. book-publisher revenue for 2024. A modeled xx.xx% physical-book proportion excludes digital and other adjacent receipts.
   - Evidence informing the 2025 market-value input; displayed series and growth include calculations: The 2024 Census observation replaces an older survey-based U.S. revenue bridge in the demand pool underlying 2025.

8. Scholastic Corporation - Form 10-K for the year ended May 31, 2025

- Evidence informing the 2024 market-value input; displayed series and growth include calculations: Scholastic's fiscal 2024 product, service, production and inventory-reserve costs were xx.xx% of revenue; postage, freight, shipping, fulfillment and other costs were xx.xx%. These broad categories constrain, but do not directly establish, eligible outsourced-service spending.
- Evidence informing the 2025 market-value input; displayed series and growth include calculations: The corresponding fiscal 2025 proportions were xx.xx% and xx.xx%. Royalties and prepublication amortization are separately disclosed, allowing their exclusion from the service-market bridge.
- Evidence informing base-year allocation inputs; displayed values and growth are calculated: Fiscal-2025 product, service, production and inventory-reserve costs were xx.xx% of revenue. The broader cost category constrains the manufacturing spending boundary but does not directly disclose printing-service revenue.
- Evidence informing forecast-year allocation inputs; displayed values and growth are calculated: Fiscal-2025 product, service, production and inventory-reserve costs were xx.xx% of revenue. The broader cost category constrains the manufacturing spending boundary but does not directly disclose printing-service revenue.
- Evidence informing base-year allocation inputs; displayed values and growth are calculated: Prepublication amortization is disclosed separately from production costs, supporting exclusion of adjacent amortization rather than equating it with externally purchased prepress.
- Evidence informing forecast-year allocation inputs; displayed values and growth are calculated: Prepublication amortization is disclosed separately from production costs, supporting exclusion of adjacent amortization rather than equating it with externally purchased prepress.
- Evidence informing base-year allocation inputs; displayed values and growth are calculated: Postage, freight, shipping, fulfillment and other costs were xx.xx% of revenue in fiscal 2025 versus xx.xx% in fiscal 2024. This is a broad buyer-cost check, not an eligible outsourced-fulfillment share.
- Evidence informing forecast-year allocation inputs; displayed values and growth are calculated: Postage, freight, shipping, fulfillment and other costs were xx.xx% of revenue in fiscal 2025 versus xx.xx% in fiscal 2024. This is a broad buyer-cost check, not an eligible outsourced-fulfillment share.
- Evidence informing base-year allocation inputs; displayed values and growth are calculated: Outsourced manufacturing coexists with company-operated distribution. Fiscal-2025 production-related costs were xx.xx% of revenue, constraining the inherited spending bridge rather than directly measuring the assumed route fraction.
- Evidence informing forecast-year allocation inputs; displayed values and growth are calculated: Outsourced manufacturing coexists with company-operated distribution. Fiscal-2025 production-related costs were xx.xx% of revenue, constraining the inherited spending bridge rather than directly measuring the assumed route fraction.
- Evidence informing base-year allocation inputs; displayed values and growth are calculated: Book-club revenue was xx.xx% online-ordered and xx.xx% parent-ordered, while products typically went to classrooms. This challenges the use of online sales as a proxy for the external contractor's delivery model.
- Evidence informing forecast-year allocation inputs; displayed values and growth are calculated: Book-club revenue was xx.xx% online-ordered and xx.xx% parent-ordered, while products typically went to classrooms. This challenges the use of online sales as a proxy for the external contractor's delivery model.
- Evidence informing base-year allocation inputs; displayed values and growth are calculated: Direct printer-to-customer fulfillment is a disclosed option. Broader logistics/other costs were xx.xx% of revenue versus xx.xx% previously, providing a cost-boundary check but no global order-level share or service-price growth observation.
- Evidence informing forecast-year allocation inputs; displayed values and growth are calculated: Direct printer-to-customer fulfillment is a disclosed option. Broader logistics/other costs were xx.xx% of revenue versus xx.xx% previously, providing a cost-boundary check but no global order-level share or service-price growth observation.

9. CEWE achieves all targets in 2025 and aims to further increase revenue and earnings in 2026

- Evidence informing the 2025 market-value input; displayed series and growth include calculations: CEWE reported xx.xx CEWE PHOTOBOOK copies in 2025 versus xx.xx in 2024, supporting a positive specialty-book volume assumption without establishing global adoption.
- Evidence informing the 2026 market-value input; displayed series and growth include calculations: Observed 2025 photobook growth informs the specialty-demand assumption for 2026; the market value remains modeled.
- Evidence informing the 2032 market-value input; displayed series and growth include calculations: The observed specialty-book activity is a starting condition for the forecast, not independent proof of continued growth through 2032.
- Evidence informing the 2040 market-value input; displayed series and growth include calculations: The forecast explicitly slows specialty-demand growth after 2032; this source supplies the initial commercial observation, not the long-term growth rate.
- Evidence informing base-year allocation inputs; displayed values and growth are calculated: CEWE reports xx.xx photobooks in 2025 compared with xx.xx in 2024. This independently establishes specialty-book activity underlying the nonpublisher model, without establishing a global expansion factor.
- Evidence informing forecast-year allocation inputs; displayed values and growth are calculated: CEWE reports xx.xx photobooks in 2025 compared with xx.xx in 2024. This independently establishes specialty-book activity underlying the nonpublisher model, without establishing a global expansion factor.
- Evidence informing base-year allocation inputs; displayed values and growth are calculated: Observed photobook activity supports retaining premium specialty commissions in the manufacturing mix; the binding allocation and unchanged future cohort profile remain assumptions.
- Evidence informing forecast-year allocation inputs; displayed values and growth are calculated: Observed photobook activity supports retaining premium specialty commissions in the manufacturing mix; the binding allocation and unchanged future cohort profile remain assumptions.
- Evidence informing base-year allocation inputs; displayed values and growth are calculated: Reported photobook volumes constrain personal-book activity and the nonpublisher starting condition, not hardcover prevalence or future share.
- Evidence informing forecast-year allocation inputs; displayed values and growth are calculated: Reported photobook volumes constrain personal-book activity and the nonpublisher starting condition, not hardcover prevalence or future share.
- Evidence informing base-year allocation inputs; displayed values and growth are calculated: Photobook activity supports the separate personal-book commissioning block; its softcover fraction remains assumed.
- Evidence informing forecast-year allocation inputs; displayed values and growth are calculated: Photobook activity supports the separate personal-book commissioning block; its softcover fraction remains assumed.
- Evidence informing base-year allocation inputs; displayed values and growth are calculated: Reported photobook copies rose from xx.xx to xx.xx; the narrower 2026 target qualifies strong specialty-growth assumptions.
- Evidence informing forecast-year allocation inputs; displayed values and growth are calculated: Reported photobook copies rose from xx.xx to xx.xx; the narrower 2026 target qualifies strong specialty-growth assumptions.
- Evidence informing base-year allocation inputs; displayed values and growth are calculated: Specialty-book activity constrains the presentation-demand scenario but does not measure gift-box attachment.
- Evidence informing forecast-year allocation inputs; displayed values and growth are calculated: Specialty-book activity constrains the presentation-demand scenario but does not measure gift-box attachment.
- Evidence informing base-year allocation inputs; displayed values and growth are calculated: Reports xx.xx CEWE PHOTOBOOK units in 2025 versus xx.xx in 2024, constraining the specialty-book demand budget without establishing a global process split.
- Evidence informing forecast-year allocation inputs; displayed values and growth are calculated: Reports xx.xx CEWE PHOTOBOOK units in 2025 versus xx.xx in 2024, constraining the specialty-book demand budget without establishing a global process split.
- Evidence informing base-year allocation inputs; displayed values and growth are calculated: Observed photobook activity supports the common photographic-demand input; electrophotographic attribution remains an explicit assumption.
- Evidence informing forecast-year allocation inputs; displayed values and growth are calculated: Observed photobook activity supports the common photographic-demand input; electrophotographic attribution remains an explicit assumption.
- Evidence informing base-year allocation inputs; displayed values and growth are calculated: The photobook

10. Paperback Printing Cost - Kindle Direct Publishing

- Evidence informing the 2025 market-value input; displayed series and growth include calculations: The inspected U.S. paperback schedule charges USD xx.xx plus USD xx.xx per page for the specified regular-trim black-ink category. It provides a contemporary commercial price comparison for the assumed USD xx.xx self-publishing production receipt, not an observed historical price or volume.
- Evidence informing the 2026 market-value input; displayed series and growth include calculations: The schedule distinguishes printing charges from royalties and retail list prices, supporting the production-receipt boundary used in the estimate.
- Evidence informing base-year allocation inputs; displayed values and growth are calculated: The current U.S. regular-trim black-ink schedule uses USD xx.xx plus USD xx.xx per page for the relevant page band, yielding the USD xx.xx representative manufacturing comparator. It anchors relative weights, not an observed global 2025 price or future share.
- Evidence informing forecast-year allocation inputs; displayed values and growth are calculated: The current U.S. regular-trim black-ink schedule uses USD xx.xx plus USD xx.xx per page for the relevant page band, yielding the USD xx.xx representative manufacturing comparator. It anchors relative weights, not an observed global 2025 price or future share.
- Evidence informing base-year allocation inputs; displayed values and growth are calculated: The paperback manufacturing comparator supplies the baseline from which the modeled binding component and hardcover increment are separated.
- Evidence informing forecast-year allocation inputs; displayed values and growth are calculated: The paperback manufacturing comparator supplies the baseline from which the modeled binding component and hardcover increment are separated.
- Evidence informing base-year allocation inputs; displayed values and growth are calculated: The separately identified paperback printing charge constrains the self-publishing production-receipt model and its distinction from retail proceeds.
- Evidence informing forecast-year allocation inputs; displayed values and growth are calculated: The separately identified paperback printing charge constrains the self-publishing production-receipt model and its distinction from retail proceeds.
- Evidence informing base-year allocation inputs; displayed values and growth are calculated: The inspected U.S. regular-trim black-ink schedule charges USD xx.xx plus USD xx.xx per page. It is a contemporary production-charge comparison for the modeled USD xx.xx receipt, not an observed historical Global average.
- Evidence informing forecast-year allocation inputs; displayed values and growth are calculated: The inspected U.S. regular-trim black-ink schedule charges USD xx.xx plus USD xx.xx per page. It is a contemporary production-charge comparison for the modeled USD xx.xx receipt, not an observed historical Global average.
- Evidence informing base-year allocation inputs; displayed values and growth are calculated: The relevant current U.S. paperback printing schedule is USD xx.xx plus USD xx.xx per page, giving USD xx.xx at xx.xx pages. This is a commercial price comparison for creator-production receipts, not proof of 2025 realization, volume or fulfillment mix.
- Evidence informing forecast-year allocation inputs; displayed values and growth are calculated: The relevant current U.S. paperback printing schedule is USD xx.xx plus USD xx.xx per page, giving USD xx.xx at xx.xx pages. This is a commercial price comparison for creator-production receipts, not proof of 2025 realization, volume or fulfillment mix.
- Evidence informing base-year allocation inputs; displayed values and growth are calculated: The current U.S. regular-trim black-ink schedule of USD xx.xx plus USD xx.xx per page gives USD xx.xx at xx.xx pages, a magnitude check for modeled single-copy receipts. It establishes neither global volume nor historical or forecast share.
- Evidence informing forecast-year allocation inputs; displayed values and growth are calculated: The current U.S. regular-trim black-ink schedule of USD xx.xx plus USD xx.xx per page gives USD xx.xx at xx.xx pages, a magnitude check for modeled single-copy receipts. It establishes neither global volume nor historical or forecast share.
- Evidence informing base-year allocation inputs; displayed values and growth are calculated: The current U.S. regular-trim black-ink schedule charges USD xx.xx plus USD xx.xx per page, yielding USD xx.xx for xx.xx pages. This is a contemporary price comparator, not a historical global average. ([kdp.amazon.com](https://kdp.amazon.com/en_US/help/topic/G201834340))
- Evidence informing forecast-year allocation inputs; displayed values and growth are calculated: The current U.S. regular-trim black-ink schedule charges USD xx.xx plus USD xx.xx per page, yielding USD xx.xx for xx.xx pages. This is a contemporary price comparator, not a historical global average. ([kdp.amazon.com](https://kdp.amazon.com/en_US/help/topic/G201834340))
- Evidence informing base-year allocation inputs; displayed values and growth are calculated: The comparable standard and premium color charges calculate to USD xx.xx and USD xx.xx. They constrain relative

11. European Book Publishing Statistics 2017

- Evidence informing the 2017 market-value input; displayed series and growth include calculations: The association's primary survey reports approximately EUR xx.xx of European net publisher revenue for 2017, constraining the pre-pandemic demand level.

12. European Book Publishing Statistics 2019

- Evidence informing the 2018 market-value input; displayed series and growth include calculations: The association reports approximately EUR xx.xx of publisher revenue for 2018.
- Evidence informing the 2019 market-value input; displayed series and growth include calculations: The association reports approximately EUR xx.xx for 2019 and identifies a questionnaire change that limits exact comparability with earlier observations.

13. 2021 年新闻出版产业分析报告

- Evidence informing the 2020 market-value input; displayed series and growth include calculations: The official report's 2021 comparison identifies a substantial rebound from 2020, constraining the pandemic-recovery bridge.
- Evidence informing the 2021 market-value input; displayed series and growth include calculations: China reported xx.xx book copies or sheets in 2021, up xx.xx%; the report also distinguishes textbook output and reprints.
- Evidence informing base-year allocation inputs; displayed values and growth are calculated: China's official 2021 textbook share was xx.xx% of book copies. It supplies an older educational-activity proxy, not a monochrome share.
([nppa.gov.cn](https://www.nppa.gov.cn/xxgk/fdzdgknr/tjxx/xx.xx/P020230530667517704140.pdf))
- Evidence informing forecast-year allocation inputs; displayed values and growth are calculated: China's official 2021 textbook share was xx.xx% of book copies. It supplies an older educational-activity proxy, not a monochrome share.
([nppa.gov.cn](https://www.nppa.gov.cn/xxgk/fdzdgknr/tjxx/xx.xx/P020230530667517704140.pdf))
- Evidence informing base-year allocation inputs; displayed values and growth are calculated: The textbook copy proportion constrains educational exposure; comparable monetary intensity and spot-color incidence are modeled separately.
([nppa.gov.cn](https://www.nppa.gov.cn/xxgk/fdzdgknr/tjxx/xx.xx/P020230530667517704140.pdf))
- Evidence informing forecast-year allocation inputs; displayed values and growth are calculated: The textbook copy proportion constrains educational exposure; comparable monetary intensity and spot-color incidence are modeled separately.
([nppa.gov.cn](https://www.nppa.gov.cn/xxgk/fdzdgknr/tjxx/xx.xx/P020230530667517704140.pdf))
- Evidence informing base-year allocation inputs; displayed values and growth are calculated: The educational-activity observation contributes to the shared demand proxy carried into the full-color base and forecast models; no color split is reported.
([nppa.gov.cn](https://www.nppa.gov.cn/xxgk/fdzdgknr/tjxx/xx.xx/P020230530667517704140.pdf))
- Evidence informing forecast-year allocation inputs; displayed values and growth are calculated: The educational-activity observation contributes to the shared demand proxy carried into the full-color base and forecast models; no color split is reported.
([nppa.gov.cn](https://www.nppa.gov.cn/xxgk/fdzdgknr/tjxx/xx.xx/P020230530667517704140.pdf))

14. European Book Publishing Statistics 2023

- Evidence informing the 2022 market-value input; displayed series and growth include calculations: European net publisher revenue was approximately EUR xx.xx in 2022; the association describes paper-cost pressure and price-led growth.

15. South African Book Publishing Industry Survey 2023-2024

- Evidence informing base-year allocation inputs; displayed values and growth are calculated: ZAR xx.xx of broad publishing receipts and the education-heavy mix constrain the scope-adjusted commissioning index and procurement-risk assumptions. ([publishsa.co.za](https://publishsa.co.za/wp-content/uploads/2025/xx.xx/South-African-Book-Publishing-Industry-Survey-2023-2024.pdf))
- Evidence informing forecast-year allocation inputs; displayed values and growth are calculated: ZAR xx.xx of broad publishing receipts and the education-heavy mix constrain the scope-adjusted commissioning index and procurement-risk assumptions. ([publishsa.co.za](https://publishsa.co.za/wp-content/uploads/2025/xx.xx/South-African-Book-Publishing-Industry-Survey-2023-2024.pdf))

16. Ministry of Education - Press conference release, December 17, 2024

- Evidence informing base-year allocation inputs; displayed values and growth are calculated: The announced increase in annual NCERT textbook printing from xx.xx to xx.xx supports an educational-demand mechanism, not realized supplier receipts or the modeled forecast share. ([education.gov.in](https://www.education.gov.in/sites/upload_files/mhrd/files/PIB%20releae%20of%20the%20Press%20Conference%20held%20today.pdf))
- Evidence informing forecast-year allocation inputs; displayed values and growth are calculated: The announced increase in annual NCERT textbook printing from xx.xx to xx.xx supports an educational-demand mechanism, not realized supplier receipts or the modeled forecast share. ([education.gov.in](https://www.education.gov.in/sites/upload_files/mhrd/files/PIB%20releae%20of%20the%20Press%20Conference%20held%20today.pdf))

17. Global Connect - Ingram Content Group

- Evidence informing base-year allocation inputs; displayed values and growth are calculated: Agreement-dependent network access does not quantify Brazilian commissions or guarantee institutional awards. ([resources.ingramcontent.com](https://resources.ingramcontent.com/publishers/global-connect))
- Evidence informing forecast-year allocation inputs; displayed values and growth are calculated: Agreement-dependent network access does not quantify Brazilian commissions or guarantee institutional awards. ([resources.ingramcontent.com](https://resources.ingramcontent.com/publishers/global-connect))
- Evidence informing base-year allocation inputs; displayed values and growth are calculated: The advertised South African route does not establish complete domestic commissioning coverage or demand. ([resources.ingramcontent.com](https://resources.ingramcontent.com/publishers/global-connect))
- Evidence informing forecast-year allocation inputs; displayed values and growth are calculated: The advertised South African route does not establish complete domestic commissioning coverage or demand. ([resources.ingramcontent.com](https://resources.ingramcontent.com/publishers/global-connect))

18. Hardcover Printing Cost - Kindle Direct Publishing

- Evidence informing base-year allocation inputs; displayed values and growth are calculated: The current U.S. regular-trim hardcover schedule uses USD xx.xx plus USD xx.xx per page in the relevant band. Comparison with paperback charges constrains the premium-equivalent manufacturing model.
- Evidence informing forecast-year allocation inputs; displayed values and growth are calculated: The current U.S. regular-trim hardcover schedule uses USD xx.xx plus USD xx.xx per page in the relevant band. Comparison with paperback charges constrains the premium-equivalent manufacturing model.
- Evidence informing base-year allocation inputs; displayed values and growth are calculated: The USD xx.xx fixed-charge difference supplies the POD premium input; the xx.xx% commercial-run realization and premium incidence are explicitly modeled rather than disclosed.
- Evidence informing forecast-year allocation inputs; displayed values and growth are calculated: The USD xx.xx fixed-charge difference supplies the POD premium input; the xx.xx% commercial-run realization and premium incidence are explicitly modeled rather than disclosed.

19. User Fees - University of Wisconsin-Milwaukee Print & Copy Services
    - Evidence informing base-year allocation inputs; displayed values and growth are calculated: The university service schedule separately prices preflight/prepress preparation at USD xx.xx per hour, establishing a paid preparation activity rather than an automatic component of every printing-platform purchase.
    - Evidence informing forecast-year allocation inputs; displayed values and growth are calculated: The university service schedule separately prices preflight/prepress preparation at USD xx.xx per hour, establishing a paid preparation activity rather than an automatic component of every printing-platform purchase.
    - Evidence informing base-year allocation inputs; displayed values and growth are calculated: Perfect binding is listed at USD xx.xx-xx.xx per book. The lower endpoint is the model's basic-binding comparator, not a measured worldwide realization.
    - Evidence informing forecast-year allocation inputs; displayed values and growth are calculated: Perfect binding is listed at USD xx.xx-xx.xx per book. The lower endpoint is the model's basic-binding comparator, not a measured worldwide realization.
20. How Much Does It Cost to Print a Book? - QinPrinting
    - Evidence informing base-year allocation inputs; displayed values and growth are calculated: The supplier's delivered xx.xx-page, xx.xx-copy color-book examples list USD xx.xx for softcover and USD xx.xx for hardcover. They provide a commercial-run countercheck, with delivery and product differences preventing direct substitution.
    - Evidence informing forecast-year allocation inputs; displayed values and growth are calculated: The supplier's delivered xx.xx-page, xx.xx-copy color-book examples list USD xx.xx for softcover and USD xx.xx for hardcover. They provide a commercial-run countercheck, with delivery and product differences preventing direct substitution.
    - Evidence informing base-year allocation inputs; displayed values and growth are calculated: The smaller hardcover premium in this offset example qualifies extrapolation of the full POD hardcover increment into binding revenue.
    - Evidence informing forecast-year allocation inputs; displayed values and growth are calculated: The smaller hardcover premium in this offset example qualifies extrapolation of the full POD hardcover increment into binding revenue.
    - Evidence informing base-year allocation inputs; displayed values and growth are calculated: Comparable hardcover and softcover quotations constrain the assumed relative manufacturing realization after scope adjustments.
    - Evidence informing forecast-year allocation inputs; displayed values and growth are calculated: Comparable hardcover and softcover quotations constrain the assumed relative manufacturing realization after scope adjustments.
    - Evidence informing base-year allocation inputs; displayed values and growth are calculated: Softcover prices provide a commercial comparison, not a historical global average.
    - Evidence informing forecast-year allocation inputs; displayed values and growth are calculated: Softcover prices provide a commercial comparison, not a historical global average.
    - Evidence informing base-year allocation inputs; displayed values and growth are calculated: Board-book quotations constrain the assumed production receipt; delivery and duties require adjustment.
    - Evidence informing forecast-year allocation inputs; displayed values and growth are calculated: Board-book quotations constrain the assumed production receipt; delivery and duties require adjustment.
    - Evidence informing base-year allocation inputs; displayed values and growth are calculated: Mechanical-binding quotations constrain the unit-receipt assumption, not incidence.
    - Evidence informing forecast-year allocation inputs; displayed values and growth are calculated: Mechanical-binding quotations constrain the unit-receipt assumption, not incidence.
    - Evidence informing base-year allocation inputs; displayed values and growth are calculated: Short-booklet quotations constrain the lower realization used for eligible saddle-stitched books.
    - Evidence informing forecast-year allocation inputs; displayed values and growth are calculated: Short-booklet quotations constrain the lower realization used for eligible saddle-stitched books.

21. Book Wrap Mailers / Book Boxes - Packaging ONE
    - Evidence informing base-year allocation inputs; displayed values and growth are calculated: The manufacturer lists MP2 book mailers at GBP xx.xx each for xx.xx packs of xx.xx excluding VAT. The converted unit price supplies the packaging-creation value proxy, not a global average or a historical quote.
    - Evidence informing forecast-year allocation inputs; displayed values and growth are calculated: The manufacturer lists MP2 book mailers at GBP xx.xx each for xx.xx packs of xx.xx excluding VAT. The converted unit price supplies the packaging-creation value proxy, not a global average or a historical quote.
    - Evidence informing base-year allocation inputs; displayed values and growth are calculated: The enclosure price forms the other side of the creation-versus-packing ratio. One comparable enclosure per packing unit is an explicit activity-matching assumption.
    - Evidence informing forecast-year allocation inputs; displayed values and growth are calculated: The enclosure price forms the other side of the creation-versus-packing ratio. One comparable enclosure per packing unit is an explicit activity-matching assumption.
22. Foreign Exchange Rates - G.5A Annual, January 5, 2026
    - Evidence informing base-year allocation inputs; displayed values and growth are calculated: The official 2025 annual average is USD xx.xx per GBP. It converts the GBP packaging comparator into the common monetary basis used in the starting allocation.
    - Evidence informing forecast-year allocation inputs; displayed values and growth are calculated: The official 2025 annual average is USD xx.xx per GBP. It converts the GBP packaging comparator into the common monetary basis used in the starting allocation.
    - Evidence informing base-year allocation inputs; displayed values and growth are calculated: The same conversion supports the common-currency packaging/packing denominator inherited by the forecast; no 2032 exchange rate is asserted.
    - Evidence informing forecast-year allocation inputs; displayed values and growth are calculated: The same conversion supports the common-currency packaging/packing denominator inherited by the forecast; no 2032 exchange rate is asserted.
23. Optional Book Publishing Services - InstantPublisher
    - Evidence informing base-year allocation inputs; displayed values and growth are calculated: The provider lists layout/typesetting at USD xx.xx per page with a USD xx.xx minimum. This supports the preparation-spending feasibility check, with purchase incidence and copies per job remaining assumptions.
    - Evidence informing forecast-year allocation inputs; displayed values and growth are calculated: The provider lists layout/typesetting at USD xx.xx per page with a USD xx.xx minimum. This supports the preparation-spending feasibility check, with purchase incidence and copies per job remaining assumptions.
    - Evidence informing base-year allocation inputs; displayed values and growth are calculated: Individual shrink-wrapping is listed at USD xx.xx each plus USD xx.xx setup. Amortizing setup over an assumed xx.xx copies gives the USD xx.xx packing comparator.
    - Evidence informing forecast-year allocation inputs; displayed values and growth are calculated: Individual shrink-wrapping is listed at USD xx.xx each plus USD xx.xx setup. Amortizing setup over an assumed xx.xx copies gives the USD xx.xx packing comparator.

24. How Does Merchant Pricing Work for Ecommerce Stores? - Lulu Direct
    - Evidence informing base-year allocation inputs; displayed values and growth are calculated: The September 2026 merchant-pricing explanation identifies a USD xx.xx fulfillment fee and separates merchant retail receipts from payments for supplier production, shipping and taxes. The fee is a contemporary feasibility comparator, not verified 2025 penetration or a future charge.
    - Evidence informing forecast-year allocation inputs; displayed values and growth are calculated: The September 2026 merchant-pricing explanation identifies a USD xx.xx fulfillment fee and separates merchant retail receipts from payments for supplier production, shipping and taxes. The fee is a contemporary feasibility comparator, not verified 2025 penetration or a future charge.
    - Evidence informing base-year allocation inputs; displayed values and growth are calculated: Merchant retail receipts are separate from payments for printing and fulfillment. The current page lists a USD xx.xx fulfillment fee, with shipping and taxes separately calculated. This supports the service-value boundary, not a historical average fee or global order volume.
    - Evidence informing forecast-year allocation inputs; displayed values and growth are calculated: Merchant retail receipts are separate from payments for printing and fulfillment. The current page lists a USD xx.xx fulfillment fee, with shipping and taxes separately calculated. This supports the service-value boundary, not a historical average fee or global order volume.
    - Evidence informing base-year allocation inputs; displayed values and growth are calculated: Lulu identifies separate retail and production/fulfillment transactions and a USD xx.xx fulfillment fee. This supports excluding merchant retail margins from production-service value and avoiding automatic procurement-channel classification from the storefront.
    - Evidence informing forecast-year allocation inputs; displayed values and growth are calculated: Lulu identifies separate retail and production/fulfillment transactions and a USD xx.xx fulfillment fee. This supports excluding merchant retail margins from production-service value and avoiding automatic procurement-channel classification from the storefront.

25. AAP December 2025 StatShot Report

- Evidence informing base-year allocation inputs; displayed values and growth are calculated: The primary monthly reporting panel's full-year 2025 trade figures show paperback revenue down xx.xx%. This qualifies broad physical-book growth assumptions and supplies directional mix evidence only.
- Evidence informing forecast-year allocation inputs; displayed values and growth are calculated: The primary monthly reporting panel's full-year 2025 trade figures show paperback revenue down xx.xx%. This qualifies broad physical-book growth assumptions and supplies directional mix evidence only.
- Evidence informing base-year allocation inputs; displayed values and growth are calculated: The same approximately xx.xx-publisher panel shows hardcover revenue up xx.xx%. It supports a modest premium-mix hypothesis but neither measures global binding spending nor proves the forecast.
- Evidence informing forecast-year allocation inputs; displayed values and growth are calculated: The same approximately xx.xx-publisher panel shows hardcover revenue up xx.xx%. It supports a modest premium-mix hypothesis but neither measures global binding spending nor proves the forecast.
- Evidence informing base-year allocation inputs; displayed values and growth are calculated: Direct-participant 2025 hardback revenue of approximately USD xx.xx anchors the adjusted conventional-format model; it is not printing revenue or a global share.
- Evidence informing forecast-year allocation inputs; displayed values and growth are calculated: Direct-participant 2025 hardback revenue of approximately USD xx.xx anchors the adjusted conventional-format model; it is not printing revenue or a global share.
- Evidence informing base-year allocation inputs; displayed values and growth are calculated: Reported paperback revenue of approximately USD xx.xx plus USD xx.xx mass-market revenue supplies the comparison input. Reported annual movements qualify the forecast starting mix, not its future persistence.
- Evidence informing forecast-year allocation inputs; displayed values and growth are calculated: Reported paperback revenue of approximately USD xx.xx plus USD xx.xx mass-market revenue supplies the comparison input. Reported annual movements qualify the forecast starting mix, not its future persistence.
- Evidence informing base-year allocation inputs; displayed values and growth are calculated: Direct publisher-sample religious and trade physical-format receipts provide a category-intensity proxy, subject to explicit geographic and coverage adjustments.
- Evidence informing forecast-year allocation inputs; displayed values and growth are calculated: Direct publisher-sample religious and trade physical-format receipts provide a category-intensity proxy, subject to explicit geographic and coverage adjustments.
- Evidence informing base-year allocation inputs; displayed values and growth are calculated: Reported professional-book receipts and their 2025 decline challenge assumptions of automatic growth from recurring reference relationships.
- Evidence informing forecast-year allocation inputs; displayed values and growth are calculated: Reported professional-book receipts and their 2025 decline challenge assumptions of automatic growth from recurring reference relationships.

26. Print and Associated Services Framework - Lot 1 Buyer Guide: Framework Objectives
    - Evidence informing base-year allocation inputs; displayed values and growth are calculated: The public purchasing framework separately specifies production-management advice. It establishes a purchased responsibility but not a global fee rate or permission to count subcontract pass-through as retained revenue.
    - Evidence informing forecast-year allocation inputs; displayed values and growth are calculated: The public purchasing framework separately specifies production-management advice. It establishes a purchased responsibility but not a global fee rate or permission to count subcontract pass-through as retained revenue.
    - Evidence informing base-year allocation inputs; displayed values and growth are calculated: The framework also specifies finished-goods stock holding and call-off, with required holding costs included in the print-job price. This supports allocating embedded production-linked fulfillment rather than restricting the category to standalone invoices.
    - Evidence informing forecast-year allocation inputs; displayed values and growth are calculated: The framework also specifies finished-goods stock holding and call-off, with required holding costs included in the print-job price. This supports allocating embedded production-linked fulfillment rather than restricting the category to standalone invoices.
    - Evidence informing base-year allocation inputs; displayed values and growth are calculated: Finished goods may be held for call-off, with storage included in the print job where required. This supports consolidated releases as a production-linked arrangement without assuming every release is an individual order.
    - Evidence informing forecast-year allocation inputs; displayed values and growth are calculated: Finished goods may be held for call-off, with storage included in the print job where required. This supports consolidated releases as a production-linked arrangement without assuming every release is an individual order.
    - Evidence informing base-year allocation inputs; displayed values and growth are calculated: Contractors maintain designated distribution lists, deliver to nominated addresses and receive job-specific copy allocations, supporting the modeled list-delivery category.
    - Evidence informing forecast-year allocation inputs; displayed values and growth are calculated: Contractors maintain designated distribution lists, deliver to nominated addresses and receive job-specific copy allocations, supporting the modeled list-delivery category.
    - Evidence informing base-year allocation inputs; displayed values and growth are calculated: The coexistence of stock holding, call-off and distribution-list obligations supports separating production trigger from fulfillment responsibility; call-off alone does not establish transaction-level fulfillment.
    - Evidence informing forecast-year allocation inputs; displayed values and growth are calculated: The coexistence of stock holding, call-off and distribution-list obligations supports separating production trigger from fulfillment responsibility; call-off alone does not establish transaction-level fulfillment.

27. Frequently Asked Questions - IngramSpark
    - Evidence informing base-year allocation inputs; displayed values and growth are calculated: IngramSpark states that it does not provide editing, typesetting or design services. This counterexample prevents treating all platform manufacturing commissions as purchases of professional preparation services.
    - Evidence informing forecast-year allocation inputs; displayed values and growth are calculated: IngramSpark states that it does not provide editing, typesetting or design services. This counterexample prevents treating all platform manufacturing commissions as purchases of professional preparation services.
    - Evidence informing base-year allocation inputs; displayed values and growth are calculated: The provider permits nonexclusive sourcing when the customer owns its ISBN and does not offer editing, typesetting or design. These terms constrain the author service boundary, not adoption or revenue growth.
    - Evidence informing forecast-year allocation inputs; displayed values and growth are calculated: The provider permits nonexclusive sourcing when the customer owns its ISBN and does not offer editing, typesetting or design. These terms constrain the author service boundary, not adoption or revenue growth.
    - Evidence informing base-year allocation inputs; displayed values and growth are calculated: IngramSpark permits nonexclusive use of other printers, distributors and fulfillment providers when publishers own their ISBN. This establishes an alternative-sourcing option, not observed switching or a numerical channel allocation.
    - Evidence informing forecast-year allocation inputs; displayed values and growth are calculated: IngramSpark permits nonexclusive use of other printers, distributors and fulfillment providers when publishers own their ISBN. This establishes an alternative-sourcing option, not observed switching or a numerical channel allocation.
28. Packaging Printing & Production - Imago Group
    - Evidence informing base-year allocation inputs; displayed values and growth are calculated: The supplier identifies book slipcases, clamshell cases, tray-and-lid constructions and multicomponent publisher packaging. This supports the enclosure-production boundary and the limitation of a simple mailer-price proxy; it does not supply sales weights.
    - Evidence informing forecast-year allocation inputs; displayed values and growth are calculated: The supplier identifies book slipcases, clamshell cases, tray-and-lid constructions and multicomponent publisher packaging. This supports the enclosure-production boundary and the limitation of a simple mailer-price proxy; it does not supply sales weights.
29. Services - Bridgeport National Bindery
    - Evidence informing base-year allocation inputs; displayed values and growth are calculated: The short-run book-production portfolio separately lists shrink-wrapping and set packing. It establishes commercial packing activity distinct from enclosure manufacture and binding, without measuring its revenue.
    - Evidence informing forecast-year allocation inputs; displayed values and growth are calculated: The short-run book-production portfolio separately lists shrink-wrapping and set packing. It establishes commercial packing activity distinct from enclosure manufacture and binding, without measuring its revenue.
30. Terms and Conditions - CPI Print Germany
    - Evidence informing base-year allocation inputs; displayed values and growth are calculated: Published terms distinguish ex-works production prices from packaging, freight and postage and reserve specified input-cost adjustment rights. They support comparable-scope valuation but do not establish realized inflation.
    - Evidence informing forecast-year allocation inputs; displayed values and growth are calculated: Published terms distinguish ex-works production prices from packaging, freight and postage and reserve specified input-cost adjustment rights. They support comparable-scope valuation but do not establish realized inflation.
    - Evidence informing base-year allocation inputs; displayed values and growth are calculated: Separate treatment of forwarding and storage responsibilities supports the eligible production-linked service boundary; contractual rights do not prove the assumed future fee-growth rate.
    - Evidence informing forecast-year allocation inputs; displayed values and growth are calculated: Separate treatment of forwarding and storage responsibilities supports the eligible production-linked service boundary; contractual rights do not prove the assumed future fee-growth rate.

31. ONIX Codelists Issue 75 - List 150: Product Form
    - Evidence informing base-year allocation inputs; displayed values and growth are calculated: BB identifies hardback/cased books.
    - Evidence informing forecast-year allocation inputs; displayed values and growth are calculated: BB identifies hardback/cased books.
    - Evidence informing base-year allocation inputs; displayed values and growth are calculated: BC identifies paperback/softback books.
    - Evidence informing forecast-year allocation inputs; displayed values and growth are calculated: BC identifies paperback/softback books.
    - Evidence informing base-year allocation inputs; displayed values and growth are calculated: BH distinguishes board-page books from conventional books with rigid covers.
    - Evidence informing forecast-year allocation inputs; displayed values and growth are calculated: BH distinguishes board-page books from conventional books with rigid covers.
    - Evidence informing base-year allocation inputs; displayed values and growth are calculated: BE groups spiral, comb and coil forms.
    - Evidence informing forecast-year allocation inputs; displayed values and growth are calculated: BE groups spiral, comb and coil forms.
    - Evidence informing base-year allocation inputs; displayed values and growth are calculated: BD identifies loose-leaf books.
    - Evidence informing forecast-year allocation inputs; displayed values and growth are calculated: BD identifies loose-leaf books.
    - Evidence informing base-year allocation inputs; displayed values and growth are calculated: BF includes stapled short books; nonbook uses are excluded from the model.
    - Evidence informing forecast-year allocation inputs; displayed values and growth are calculated: BF includes stapled short books; nonbook uses are excluded from the model.
    - Evidence informing base-year allocation inputs; displayed values and growth are calculated: BL recognizes slide-bound books without measuring current sales.
    - Evidence informing forecast-year allocation inputs; displayed values and growth are calculated: BL recognizes slide-bound books without measuring current sales.
    - Evidence informing base-year allocation inputs; displayed values and growth are calculated: BO recognizes continuous concertina-fold books; nonbook charts are excluded.
    - Evidence informing forecast-year allocation inputs; displayed values and growth are calculated: BO recognizes continuous concertina-fold books; nonbook charts are excluded.
    - Evidence informing base-year allocation inputs; displayed values and growth are calculated: BI identifies textile-page books, not cloth-covered paper books.
    - Evidence informing forecast-year allocation inputs; displayed values and growth are calculated: BI identifies textile-page books, not cloth-covered paper books.
    - Evidence informing base-year allocation inputs; displayed values and growth are calculated: BJ identifies waterproof bath-book forms.
    - Evidence informing forecast-year allocation inputs; displayed values and growth are calculated: BJ identifies waterproof bath-book forms.
    - Evidence informing base-year allocation inputs; displayed values and growth are calculated: BP identifies foam-page and foam-cover books.
    - Evidence informing forecast-year allocation inputs; displayed values and growth are calculated: BP identifies foam-page and foam-cover books.

32. Thomson Reuters - Fourth-Quarter and Full-Year 2025 Results
    - Evidence informing base-year allocation inputs; displayed values and growth are calculated: Global Print revenue and contraction constrain professional-print scale and substitution direction; content receipts are not treated as loose-leaf service revenue.
    - Evidence informing forecast-year allocation inputs; displayed values and growth are calculated: Global Print revenue and contraction constrain professional-print scale and substitution direction; content receipts are not treated as loose-leaf service revenue.
33. Lulu - Discontinuing Saddle Stitch in Global Distribution
    - Evidence informing base-year allocation inputs; displayed values and growth are calculated: Provider-specific wholesale distribution restrictions establish a channel constraint, not a global sales weight or measured forecast decline.
    - Evidence informing forecast-year allocation inputs; displayed values and growth are calculated: Provider-specific wholesale distribution restrictions establish a channel constraint, not a global sales weight or measured forecast decline.
34. MAGACOPY Sofia - Copying and Printing Prices
    - Evidence informing base-year allocation inputs; displayed values and growth are calculated: A current EUR xx.xx binding-only charge establishes a live commercial service and a price-scope comparison; full-book USD receipts and incidence remain assumed.
    - Evidence informing forecast-year allocation inputs; displayed values and growth are calculated: A current EUR xx.xx binding-only charge establishes a live commercial service and a price-scope comparison; full-book USD receipts and incidence remain assumed.
35. Imago Group - Spotlight on Children's Books for National Young Readers Week
    - Evidence informing base-year allocation inputs; displayed values and growth are calculated: The company's children's portfolio supports board-book commercial classification, not order volumes.
    - Evidence informing forecast-year allocation inputs; displayed values and growth are calculated: The company's children's portfolio supports board-book commercial classification, not order volumes.
    - Evidence informing base-year allocation inputs; displayed values and growth are calculated: Cloth-book offerings support the textile-page category premise, not its modeled incidence.
    - Evidence informing forecast-year allocation inputs; displayed values and growth are calculated: Cloth-book offerings support the textile-page category premise, not its modeled incidence.
    - Evidence informing base-year allocation inputs; displayed values and growth are calculated: Bath-book offerings support a separate commercial category; sales and service receipts are undisclosed.
    - Evidence informing forecast-year allocation inputs; displayed values and growth are calculated: Bath-book offerings support a separate commercial category; sales and service receipts are undisclosed.
36. Pegasus - My First Book of Shapes: EVA Foam Book
    - Evidence informing base-year allocation inputs; displayed values and growth are calculated: The dated 2025 product identifies foam pages and supports commercial-status and classification checks, not global volume or supplier realization.
    - Evidence informing forecast-year allocation inputs; displayed values and growth are calculated: The dated 2025 product identifies foam pages and supports commercial-status and classification checks, not global volume or supplier realization.

37. U.S. Consumer Product Safety Commission - Children's Books
    - Evidence informing base-year allocation inputs; displayed values and growth are calculated: Product classification and intended audience affect commercial compliance accountability; no numerical surcharge is inferred.
    - Evidence informing forecast-year allocation inputs; displayed values and growth are calculated: Product classification and intended audience affect commercial compliance accountability; no numerical surcharge is inferred.
    - Evidence informing base-year allocation inputs; displayed values and growth are calculated: The exemption boundary supports separate classification rather than assumed conventional-book treatment.
    - Evidence informing forecast-year allocation inputs; displayed values and growth are calculated: The exemption boundary supports separate classification rather than assumed conventional-book treatment.
    - Evidence informing base-year allocation inputs; displayed values and growth are calculated: Compliance classification is retained as an uncertainty, not an exclusion or measured price premium.
    - Evidence informing forecast-year allocation inputs; displayed values and growth are calculated: Compliance classification is retained as an uncertainty, not an exclusion or measured price premium.
    - Evidence informing base-year allocation inputs; displayed values and growth are calculated: Specialty construction does not itself establish ordinary-book exemption eligibility or market inactivity.
    - Evidence informing forecast-year allocation inputs; displayed values and growth are calculated: Specialty construction does not itself establish ordinary-book exemption eligibility or market inactivity.
38. Puget Bindery - Services
    - Evidence informing base-year allocation inputs; displayed values and growth are calculated: The provider identifies training manuals and reference guides as mechanical-binding applications, supporting the commissioning premise without measuring sales incidence.
    - Evidence informing forecast-year allocation inputs; displayed values and growth are calculated: The provider identifies training manuals and reference guides as mechanical-binding applications, supporting the commissioning premise without measuring sales incidence.
    - Evidence informing base-year allocation inputs; displayed values and growth are calculated: Lists commercial letterpress book plates and specialty inserts, supporting a component-service model rather than attribution of the entire book price.
    - Evidence informing forecast-year allocation inputs; displayed values and growth are calculated: Lists commercial letterpress book plates and specialty inserts, supporting a component-service model rather than attribution of the entire book price.
    - Evidence informing base-year allocation inputs; displayed values and growth are calculated: The bindery identifies commercial printers, publishers and corporate print buyers as customers and excludes direct-to-consumer sales. This supports trade-purchasing attribution but supplies no sales percentage.
    - Evidence informing forecast-year allocation inputs; displayed values and growth are calculated: The bindery identifies commercial printers, publishers and corporate print buyers as customers and excludes direct-to-consumer sales. This supports trade-purchasing attribution but supplies no sales percentage.

39. ONIX Codelists Issue 75 - List 80: Product Packaging Type
    - Evidence informing base-year allocation inputs; displayed values and growth are calculated: Separates single-item and multivolume slipcases; supplies classification, not sales weights.
    - Evidence informing forecast-year allocation inputs; displayed values and growth are calculated: Separates single-item and multivolume slipcases; supplies classification, not sales weights.
    - Evidence informing base-year allocation inputs; displayed values and growth are calculated: Distinguishes lidded boxes from slipcase-style boxed sets.
    - Evidence informing forecast-year allocation inputs; displayed values and growth are calculated: Distinguishes lidded boxes from slipcase-style boxed sets.
    - Evidence informing base-year allocation inputs; displayed values and growth are calculated: Open-ended wraparound sleeves are distinct from enclosed wrapping.
    - Evidence informing forecast-year allocation inputs; displayed values and growth are calculated: Open-ended wraparound sleeves are distinct from enclosed wrapping.
    - Evidence informing base-year allocation inputs; displayed values and growth are calculated: Recognizes envelope-like slip-sleeves and wallets or folders.
    - Evidence informing forecast-year allocation inputs; displayed values and growth are calculated: Recognizes envelope-like slip-sleeves and wallets or folders.
    - Evidence informing base-year allocation inputs; displayed values and growth are calculated: Recognizes pouch and bag packaging independently.
    - Evidence informing forecast-year allocation inputs; displayed values and growth are calculated: Recognizes pouch and bag packaging independently.
    - Evidence informing base-year allocation inputs; displayed values and growth are calculated: Separately recognizes shrink-wrapped products and bundles.
    - Evidence informing forecast-year allocation inputs; displayed values and growth are calculated: Separately recognizes shrink-wrapped products and bundles.
    - Evidence informing base-year allocation inputs; displayed values and growth are calculated: Defines formed-plastic clamshells and card-backed blister packaging as distinct constructions.
    - Evidence informing forecast-year allocation inputs; displayed values and growth are calculated: Defines formed-plastic clamshells and card-backed blister packaging as distinct constructions.
    - Evidence informing base-year allocation inputs; displayed values and growth are calculated: Explicitly recognizes book browse-prevention closures.
    - Evidence informing forecast-year allocation inputs; displayed values and growth are calculated: Explicitly recognizes book browse-prevention closures.

40. U.S. Government Publishing Office - Program 827-S: Federal Aviation Administration Books, Contract Pricing and Specifications

- Evidence informing base-year allocation inputs; displayed values and growth are calculated: Historical evaluation quantities provide a container-heavy institutional purchasing counterexample, not global shipment shares.
- Evidence informing forecast-year allocation inputs; displayed values and growth are calculated: Historical evaluation quantities provide a container-heavy institutional purchasing counterexample, not global shipment shares.
- Evidence informing base-year allocation inputs; displayed values and growth are calculated: Separately identifies kraft-envelope packing within the book procurement.
- Evidence informing forecast-year allocation inputs; displayed values and growth are calculated: Separately identifies kraft-envelope packing within the book procurement.
- Evidence informing base-year allocation inputs; displayed values and growth are calculated: Identifies cushioned shipping bags as an eligible book-order enclosure.
- Evidence informing forecast-year allocation inputs; displayed values and growth are calculated: Identifies cushioned shipping bags as an eligible book-order enclosure.
- Evidence informing base-year allocation inputs; displayed values and growth are calculated: Includes wrapped shipping bundles as an alternative purchasing configuration.
- Evidence informing forecast-year allocation inputs; displayed values and growth are calculated: Includes wrapped shipping bundles as an alternative purchasing configuration.
- Evidence informing base-year allocation inputs; displayed values and growth are calculated: Requires packing and filler separately from the external enclosure.
- Evidence informing forecast-year allocation inputs; displayed values and growth are calculated: Requires packing and filler separately from the external enclosure.
- Evidence informing base-year allocation inputs; displayed values and growth are calculated: Identifies closure tape and securing straps independently of container construction.
- Evidence informing forecast-year allocation inputs; displayed values and growth are calculated: Identifies closure tape and securing straps independently of container construction.

41. U.S. Government Publishing Office - Print Order Form 2511 Instructions

- Evidence informing base-year allocation inputs; displayed values and growth are calculated: Specifies paper-banded sets separately from shrink-wrapped sets.
- Evidence informing forecast-year allocation inputs; displayed values and growth are calculated: Specifies paper-banded sets separately from shrink-wrapped sets.
- Evidence informing base-year allocation inputs; displayed values and growth are calculated: Describes shrink-wrapped units nested within cartons, supporting component attribution.
- Evidence informing forecast-year allocation inputs; displayed values and growth are calculated: Describes shrink-wrapped units nested within cartons, supporting component attribution.
- Evidence informing base-year allocation inputs; displayed values and growth are calculated: Distinguishes internal packaging, container quantities and pallet requirements.
- Evidence informing forecast-year allocation inputs; displayed values and growth are calculated: Distinguishes internal packaging, container quantities and pallet requirements.
- Evidence informing base-year allocation inputs; displayed values and growth are calculated: The instructions distinguish nominated delivery addresses and warehouse receiving arrangements, supporting the receiving-point attribution premise, not an observed consolidated market share.
- Evidence informing forecast-year allocation inputs; displayed values and growth are calculated: The instructions distinguish nominated delivery addresses and warehouse receiving arrangements, supporting the receiving-point attribution premise, not an observed consolidated market share.
- Evidence informing base-year allocation inputs; displayed values and growth are calculated: Supplemental distribution lists accommodate multiple destinations, supporting the distinction between preallocated destination delivery and a single receiving-point handoff.
- Evidence informing forecast-year allocation inputs; displayed values and growth are calculated: Supplemental distribution lists accommodate multiple destinations, supporting the distinction between preallocated destination delivery and a single receiving-point handoff.
- Evidence informing base-year allocation inputs; displayed values and growth are calculated: GPO specifies black interior inks separately from cover inks, supporting the monochrome classification and underlying-book attribution premise, not its modeled sales weight. ([gpo.gov](https://www.gpo.gov/docs/default-source/forms-standards-pdf-files/2511_instructions.pdf))
- Evidence informing forecast-year allocation inputs; displayed values and growth are calculated: GPO specifies black interior inks separately from cover inks, supporting the monochrome classification and underlying-book attribution premise, not its modeled sales weight. ([gpo.gov](https://www.gpo.gov/docs/default-source/forms-standards-pdf-files/2511_instructions.pdf))
- Evidence informing base-year allocation inputs; displayed values and growth are calculated: Designated Pantone specifications are recognized for interior inks, supporting a separate spot-color commercial category without measuring its share. ([gpo.gov](https://www.gpo.gov/docs/default-source/forms-standards-pdf-files/2511_instructions.pdf))
- Evidence informing forecast-year allocation inputs; displayed values and growth are calculated: Designated Pantone specifications are recognized for interior inks, supporting a separate spot-color commercial category without measuring its share. ([gpo.gov](https://www.gpo.gov/docs/default-source/forms-standards-pdf-files/2511_instructions.pdf))
- Evidence informing base-year allocation inputs; displayed values and growth are calculated: Four-color process is identified as full color for interior pages; cover color is separately specified. This supports classification at both modeled anchors. ([gpo.gov](https://www.gpo.gov/docs/default-source/forms-standards-pdf-files/2511_instructions.pdf))
- Evidence informing forecast-year allocation inputs; displayed values and growth are calculated: Four-color process is identified as full color for interior pages; cover color is separately specified. This supports classification at both modeled anchors. ([gpo.gov](https://www.gpo.gov/docs/default-source/forms-standards-pdf-files/2511_instructions.pdf))

42. GPOExpress Program Pricing Guide - November 2024
    - Evidence informing base-year allocation inputs; displayed values and growth are calculated: USD xx.xx hand folding provides a handling-cost comparison; the complete band realization remains modeled.
    - Evidence informing forecast-year allocation inputs; displayed values and growth are calculated: USD xx.xx hand folding provides a handling-cost comparison; the complete band realization remains modeled.
    - Evidence informing base-year allocation inputs; displayed values and growth are calculated: USD xx.xx per shrink wrap anchors a small-run comparison, not the assumed global realization.
    - Evidence informing forecast-year allocation inputs; displayed values and growth are calculated: USD xx.xx per shrink wrap anchors a small-run comparison, not the assumed global realization.
    - Evidence informing base-year allocation inputs; displayed values and growth are calculated: USD xx.xx auxiliary insertion supplies a handling-price comparison, not protective-material sales.
    - Evidence informing forecast-year allocation inputs; displayed values and growth are calculated: USD xx.xx auxiliary insertion supplies a handling-price comparison, not protective-material sales.
43. Hardcover Book Protection: Dust Jackets or Slipcases?
    - Evidence informing base-year allocation inputs; displayed values and growth are calculated: Own-product EXW slipcase prices of USD xx.xx, USD xx.xx and USD xx.xx at xx.xx xx.xx and xx.xx units constrain relative realizations.
    - Evidence informing forecast-year allocation inputs; displayed values and growth are calculated: Own-product EXW slipcase prices of USD xx.xx, USD xx.xx and USD xx.xx at xx.xx xx.xx and xx.xx units constrain relative realizations.
44. Book Printing Cost in China: How Printing Prices Are Calculated
    - Evidence informing base-year allocation inputs; displayed values and growth are calculated: Approximately USD xx.xx per export carton including basic packing materials constrains the bulk-package budget; the container allocation is modeled.
    - Evidence informing forecast-year allocation inputs; displayed values and growth are calculated: Approximately USD xx.xx per export carton including basic packing materials constrains the bulk-package budget; the container allocation is modeled.
    - Evidence informing base-year allocation inputs; displayed values and growth are calculated: The inclusive carton quotation constrains combined spending; its cushioning split is assumed.
    - Evidence informing forecast-year allocation inputs; displayed values and growth are calculated: The inclusive carton quotation constrains combined spending; its cushioning split is assumed.
    - Evidence informing base-year allocation inputs; displayed values and growth are calculated: The inclusive carton quotation constrains combined spending; its closure split is assumed.
    - Evidence informing forecast-year allocation inputs; displayed values and growth are calculated: The inclusive carton quotation constrains combined spending; its closure split is assumed.
45. Make Believe Ideas - Independent Retail Catalog 2025
    - Evidence informing base-year allocation inputs; displayed values and growth are calculated: The 2025 catalog identifies activity books with cover-mounted blisters, establishing book-specific participation but not packaging revenue or volume.
    - Evidence informing forecast-year allocation inputs; displayed values and growth are calculated: The 2025 catalog identifies activity books with cover-mounted blisters, establishing book-specific participation but not packaging revenue or volume.
46. Bookmobile - Request Book Printing Quotes the Right Way to Save Money
    - Evidence informing base-year allocation inputs; displayed values and growth are calculated: The printer's bookstore-oriented purchasing guidance cautions against universal shrink-wrap attachment.
    - Evidence informing forecast-year allocation inputs; displayed values and growth are calculated: The printer's bookstore-oriented purchasing guidance cautions against universal shrink-wrap attachment.

47. Digital Book Printing - Bookmobile
    - Evidence informing base-year allocation inputs; displayed values and growth are calculated: The current book-production portfolio separately offers poly bags, supporting commercial category participation rather than a sales weight.
    - Evidence informing forecast-year allocation inputs; displayed values and growth are calculated: The current book-production portfolio separately offers poly bags, supporting commercial category participation rather than a sales weight.
    - Evidence informing base-year allocation inputs; displayed values and growth are calculated: The current portfolio offers shrink-wrap independently of other finishing options.
    - Evidence informing forecast-year allocation inputs; displayed values and growth are calculated: The current portfolio offers shrink-wrap independently of other finishing options.
48. Sell Books on Shopify - Lulu
    - Evidence informing forecast-year allocation inputs; displayed values and growth are calculated: The offered storefront-to-print-and-ship route supports an accessible production-linked parcel channel, not assumed demand.
    - Evidence informing forecast-year allocation inputs; displayed values and growth are calculated: Direct fulfillment availability supports the parcel-use scenario without establishing envelope mix.
    - Evidence informing forecast-year allocation inputs; displayed values and growth are calculated: Direct fulfillment availability supports the parcel-use scenario without establishing bag mix.
49. European Commission - New EU Rules on Packaging Enter into Application
    - Evidence informing forecast-year allocation inputs; displayed values and growth are calculated: Regional packaging minimization supports a directional right-sizing premise, not a measured global box-price effect.
    - Evidence informing forecast-year allocation inputs; displayed values and growth are calculated: Waste-reduction requirements inform the bounded substitution scenario; they do not quantify band adoption.
    - Evidence informing forecast-year allocation inputs; displayed values and growth are calculated: Regional circularity requirements inform lower lightweight-bag exposure without implying a global book-bag ban.
    - Evidence informing forecast-year allocation inputs; displayed values and growth are calculated: Material substitution remains partly internal to the combined film-and-paper category.
    - Evidence informing forecast-year allocation inputs; displayed values and growth are calculated: Regional recyclability pressure informs the niche substitution scenario, not an observed blister-sales decline.
    - Evidence informing forecast-year allocation inputs; displayed values and growth are calculated: Empty-space reduction provides a directional premise for lower cushioning allowance per individual box.
50. Digital Printing - U.S. Government Publishing Office
    - Evidence informing base-year allocation inputs; displayed values and growth are calculated: Procurement examples allow offset or digital alternatives while restricting some digital variants, supporting an acceptance- and run-mix model rather than a universal quality ranking. This is a modeling premise, not an observed process share.
    - Evidence informing forecast-year allocation inputs; displayed values and growth are calculated: Procurement examples allow offset or digital alternatives while restricting some digital variants, supporting an acceptance- and run-mix model rather than a universal quality ranking. This is a modeling premise, not an observed process share.
    - Evidence informing base-year allocation inputs; displayed values and growth are calculated: The purchasing guidance supports conditional digital substitution, not unrestricted interchangeability or an observed forecast allocation.
    - Evidence informing forecast-year allocation inputs; displayed values and growth are calculated: The purchasing guidance supports conditional digital substitution, not unrestricted interchangeability or an observed forecast allocation.

51. Clays demonstrate dedication to digital investment
    - Evidence informing base-year allocation inputs; displayed values and growth are calculated: Reports xx.xx books annually and xx.xx books of digital capacity in an older investment statement; this constrains scale but is not a 2025 realized output mix.
    - Evidence informing forecast-year allocation inputs; displayed values and growth are calculated: Reports xx.xx books annually and xx.xx books of digital capacity in an older investment statement; this constrains scale but is not a 2025 realized output mix.
    - Evidence informing base-year allocation inputs; displayed values and growth are calculated: The company's inkjet investment supports an existing book-production application and a conditional adoption premise, not a quantified global forecast.
    - Evidence informing forecast-year allocation inputs; displayed values and growth are calculated: The company's inkjet investment supports an existing book-production application and a conditional adoption premise, not a quantified global forecast.
    - Evidence informing base-year allocation inputs; displayed values and growth are calculated: The capacity/output comparison is a limited commercial check on continued conventional book production, not a direct offset revenue observation.
    - Evidence informing forecast-year allocation inputs; displayed values and growth are calculated: The capacity/output comparison is a limited commercial check on continued conventional book production, not a direct offset revenue observation.
52. ISO/TC 130 - Guidelines for Using Print Production Standards, Version 1.0, 2019
    - Evidence informing base-year allocation inputs; displayed values and growth are calculated: Distinguishes packaging use cases and printing processes, supporting allocation of gravure to book-associated components rather than the full value of a book.
    - Evidence informing forecast-year allocation inputs; displayed values and growth are calculated: Distinguishes packaging use cases and printing processes, supporting allocation of gravure to book-associated components rather than the full value of a book.
    - Evidence informing base-year allocation inputs; displayed values and growth are calculated: Identifies flexographic packaging applications; the book-specific spending budget and process coefficients remain modeled.
    - Evidence informing forecast-year allocation inputs; displayed values and growth are calculated: Identifies flexographic packaging applications; the book-specific spending budget and process coefficients remain modeled.
53. Premium Layflat Photo Books - PhotobookShop
    - Evidence informing base-year allocation inputs; displayed values and growth are calculated: Offers bound silver-halide photographic books and distinguishes them from digitally printed alternatives, supporting the model's separate photographic category rather than an observed sales weight.
    - Evidence informing forecast-year allocation inputs; displayed values and growth are calculated: Offers bound silver-halide photographic books and distinguishes them from digitally printed alternatives, supporting the model's separate photographic category rather than an observed sales weight.
54. The Cormac McCarthy Collection - The Folio Society
    - Evidence informing base-year allocation inputs; displayed values and growth are calculated: Documents screen-printed cloth covers on physical book editions, supporting component-level commercial attribution. It does not measure supplier component receipts or global uptake.
    - Evidence informing forecast-year allocation inputs; displayed values and growth are calculated: Documents screen-printed cloth covers on physical book editions, supporting component-level commercial attribution. It does not measure supplier component receipts or global uptake.

55. Risograph Digital Duplicator Order Form, 2026 - Minneapolis College of Art and Design
    - Evidence informing base-year allocation inputs; displayed values and growth are calculated: The 2026 institutional form recognizes Risograph book/booklet orders but excludes assembly. It supports a limited application boundary, not 2025 external commercial volume; internal institutional charges are excluded from the numerator.
    - Evidence informing forecast-year allocation inputs; displayed values and growth are calculated: The 2026 institutional form recognizes Risograph book/booklet orders but excludes assembly. It supports a limited application boundary, not 2025 external commercial volume; internal institutional charges are excluded from the numerator.
56. American Printing House - 2024 Annual Report
    - Evidence informing base-year allocation inputs; displayed values and growth are calculated: Fiscal 2024 product sales were USD xx.xx; braille publications represented xx.xx% of product sales; xx.xx braille volumes were produced. These inputs constrain an adjusted production-realization proxy, not a global market share.
    - Evidence informing base-year allocation inputs; displayed values and growth are calculated: The decline from xx.xx braille volumes in 2022 qualifies a uniform physical-demand growth assumption and informs the slower relative forecast activity weight.
    - Evidence informing forecast-year allocation inputs; displayed values and growth are calculated: Fiscal 2024 product sales were USD xx.xx; braille publications represented xx.xx% of product sales; xx.xx braille volumes were produced. These inputs constrain an adjusted production-realization proxy, not a global market share.
    - Evidence informing forecast-year allocation inputs; displayed values and growth are calculated: The decline from xx.xx braille volumes in 2022 qualifies a uniform physical-demand growth assumption and informs the slower relative forecast activity weight.
57. Kodak Moments Kiosk - Kodak Alaris
    - Evidence informing base-year allocation inputs; displayed values and growth are calculated: Advertises book-capable retail kiosk equipment and a photographic-printing portfolio. Used only as a commercial-route premise for the thermal working estimate, not as evidence of thermal book-service sales, utilization or the final share.
    - Evidence informing forecast-year allocation inputs; displayed values and growth are calculated: Advertises book-capable retail kiosk equipment and a photographic-printing portfolio. Used only as a commercial-route premise for the thermal working estimate, not as evidence of thermal book-service sales, utilization or the final share.
58. 二〇二一年全国新闻出版业基本情况
    - Evidence informing base-year allocation inputs; displayed values and growth are calculated: Official 2021 aggregate textbook output distinguishes school, tertiary and vocational/adult activity; historical volumes require value and global-scope adjustments.
    - Evidence informing forecast-year allocation inputs; displayed values and growth are calculated: Official 2021 aggregate textbook output distinguishes school, tertiary and vocational/adult activity; historical volumes require value and global-scope adjustments.
    - Evidence informing base-year allocation inputs; displayed values and growth are calculated: Secondary, primary and teaching-book aggregate sheet counts form the school activity weight.
    - Evidence informing forecast-year allocation inputs; displayed values and growth are calculated: Secondary, primary and teaching-book aggregate sheet counts form the school activity weight.
    - Evidence informing base-year allocation inputs; displayed values and growth are calculated: Tertiary textbook aggregate output supplies the higher-education activity input before an assumed relative-service-value adjustment.
    - Evidence informing forecast-year allocation inputs; displayed values and growth are calculated: Tertiary textbook aggregate output supplies the higher-education activity input before an assumed relative-service-value adjustment.
    - Evidence informing base-year allocation inputs; displayed values and growth are calculated: Vocational, adult and literacy textbook output supplies the corresponding historical activity input.
    - Evidence informing forecast-year allocation inputs; displayed values and growth are calculated: Vocational, adult and literacy textbook output supplies the corresponding historical activity input.

59. Music, printed or in manuscript imports by country, 2024 - World Integrated Trade Solution
    - Evidence informing base-year allocation inputs; displayed values and growth are calculated: Official HS xx.xx import observations constrain the music-publication value bridge; domestic supply, physical-book eligibility and the printing-service fraction remain modeled.
    - Evidence informing forecast-year allocation inputs; displayed values and growth are calculated: Official HS xx.xx import observations constrain the music-publication value bridge; domestic supply, physical-book eligibility and the printing-service fraction remain modeled.
60. Bloomsbury Publishing - 2024/25 Results Presentation
    - Evidence informing base-year allocation inputs; displayed values and growth are calculated: Separate Academic & Professional print, digital and rights/service receipts demonstrate the required physical-revenue boundary; company mix is not treated as global market share.
    - Evidence informing forecast-year allocation inputs; displayed values and growth are calculated: Separate Academic & Professional print, digital and rights/service receipts demonstrate the required physical-revenue boundary; company mix is not treated as global market share.
    - Evidence informing base-year allocation inputs; displayed values and growth are calculated: Observed physical academic publishing activity supports commercial applicability but does not verify the assumed global research/reference ratio.
    - Evidence informing forecast-year allocation inputs; displayed values and growth are calculated: Observed physical academic publishing activity supports commercial applicability but does not verify the assumed global research/reference ratio.
61. HDSB - RFSQ 26-013: Yearbook Software and Printing Services
    - Evidence informing base-year allocation inputs; displayed values and growth are calculated: The qualification notice establishes a commissioned yearbook scope including printing, binding and school delivery; it supplies no awarded value and is not used as a sales weight.
    - Evidence informing forecast-year allocation inputs; displayed values and growth are calculated: The qualification notice establishes a commissioned yearbook scope including printing, binding and school delivery; it supplies no awarded value and is not used as a sales weight.
    - Evidence informing base-year allocation inputs; displayed values and growth are calculated: The yearbook qualification notice restricts supply to prequalified vendors while permitting school bulk orders and individual ordering. It supports separating commissioning authority from ultimate payment, but discloses no fulfilled-order value.
    - Evidence informing forecast-year allocation inputs; displayed values and growth are calculated: The yearbook qualification notice restricts supply to prequalified vendors while permitting school bulk orders and individual ordering. It supports separating commissioning authority from ultimate payment, but discloses no fulfilled-order value.
    - Evidence informing base-year allocation inputs; displayed values and growth are calculated: The individual-ordering option establishes an attribution uncertainty relevant to the modeled household portion; it does not establish the assumed xx.xx% proportion.
    - Evidence informing forecast-year allocation inputs; displayed values and growth are calculated: The individual-ordering option establishes an attribution uncertainty relevant to the modeled household portion; it does not establish the assumed xx.xx% proportion.

62. U.S. Census Bureau - 2022 Economic Census, Books Printing Questionnaire MC-32312
    - Evidence informing base-year allocation inputs; displayed values and growth are calculated: The official printing questionnaire supports the distinction between textbook and general-book production; recognition is not treated as a revenue weight.
    - Evidence informing forecast-year allocation inputs; displayed values and growth are calculated: The official printing questionnaire supports the distinction between textbook and general-book production; recognition is not treated as a revenue weight.
    - Evidence informing base-year allocation inputs; displayed values and growth are calculated: Recognized coloring-book output supports treating recreational activity commissions separately from institutional textbooks according to purpose.
    - Evidence informing forecast-year allocation inputs; displayed values and growth are calculated: Recognized coloring-book output supports treating recreational activity commissions separately from institutional textbooks according to purpose.
63. Press Information Bureau - Department of School Education & Literacy, Year End Review 2024
    - Evidence informing base-year allocation inputs; displayed values and growth are calculated: The government review describes substantial NCERT physical-textbook activity, independently qualifying the physical-availability premise without establishing attributable supplier revenue.
    - Evidence informing forecast-year allocation inputs; displayed values and growth are calculated: The government review describes substantial NCERT physical-textbook activity, independently qualifying the physical-availability premise without establishing attributable supplier revenue.
64. 2022 North American Industry Classification System - United States
    - Evidence informing base-year allocation inputs; displayed values and growth are calculated: Dedicated book-publishing activity is separated from institutional primary activities and printing without publishing, constraining the Publishing Organizations numerator.
    - Evidence informing forecast-year allocation inputs; displayed values and growth are calculated: Dedicated book-publishing activity is separated from institutional primary activities and printing without publishing, constraining the Publishing Organizations numerator.
65. U.S. Census Bureau - Books Printing: 2002
    - Evidence informing base-year allocation inputs; displayed values and growth are calculated: Table xx.xx reports 2002 U.S. books-printing contract-work costs of USD xx.xx and shipments of USD xx.xx. Their ratio supplies a dated manufacturing-subcontract proxy, held constant within the forecast component.
    - Evidence informing forecast-year allocation inputs; displayed values and growth are calculated: Table xx.xx reports 2002 U.S. books-printing contract-work costs of USD xx.xx and shipments of USD xx.xx. Their ratio supplies a dated manufacturing-subcontract proxy, held constant within the forecast component.
    - Evidence informing base-year allocation inputs; displayed values and growth are calculated: The historical subcontract-cost input constrains the modeled transfer from publisher-origin commissioning to performing suppliers, without adding another gross contract value.
    - Evidence informing forecast-year allocation inputs; displayed values and growth are calculated: The historical subcontract-cost input constrains the modeled transfer from publisher-origin commissioning to performing suppliers, without adding another gross contract value.
66. Samfine Creation Holdings Group Limited - Form 20-F for the year ended December 31, 2025
    - Evidence informing base-year allocation inputs; displayed values and growth are calculated: The company reports USD xx.xx of 2025 book-product revenue and principally serves book traders that secure printing contracts and outsource production. This is a supplier-specific quantitative role check, not a Global allocation weight.
    - Evidence informing forecast-year allocation inputs; displayed values and growth are calculated: The company reports USD xx.xx of 2025 book-product revenue and principally serves book traders that secure printing contracts and outsource production. This is a supplier-specific quantitative role check, not a Global allocation weight.

67. Ministry of Education - NCERT and Amazon Letter of Engagement, October 7, 2024
    - Evidence informing base-year allocation inputs; displayed values and growth are calculated: The October xx.xx 2024 announcement targeted xx.xx NCERT books for academic 2025-xx.xx. This is a planned institutional activity anchor; realization, eligible receipts and subsequent growth are modeled separately.
    - Evidence informing forecast-year allocation inputs; displayed values and growth are calculated: The October xx.xx 2024 announcement targeted xx.xx NCERT books for academic 2025-xx.xx. This is a planned institutional activity anchor; realization, eligible receipts and subsequent growth are modeled separately.
68. Bangladesh e-GP - NCTB/TEXTBOOK/2025, Package GD.102_SEC_8.031
    - Evidence informing base-year allocation inputs; displayed values and growth are calculated: The government-funded procurement plan specifies xx.xx academic-2025 textbook copies and an estimated BDT xx.xx for printing, binding and supply. It constrains commercial order scale and local unit-budget plausibility, not realized annual revenue.
    - Evidence informing forecast-year allocation inputs; displayed values and growth are calculated: The government-funded procurement plan specifies xx.xx academic-2025 textbook copies and an estimated BDT xx.xx for printing, binding and supply. It constrains commercial order scale and local unit-budget plausibility, not realized annual revenue.
69. Students suffer as NCTB fails to deliver books - The Daily Star, January 17, 2025
    - Evidence informing base-year allocation inputs; displayed values and growth are calculated: The January xx.xx 2025 report corroborates the dated approximately xx.xx-copy textbook target and early-year delivery disruption. Target realization and supplier receipts remain modeled.
70. Secondary-level students: A new year without full set of books for many - The Daily Star, December 28, 2025
    - Evidence informing forecast-year allocation inputs; displayed values and growth are calculated: The December xx.xx 2025 report corroborates the approximately xx.xx-copy academic-2026 target and continued delivery slippage. It informs a normalization assumption, not an observed 2032 share.
71. Business Books - Print Professional, Custom Corporate Books | Blurb
    - Evidence informing base-year allocation inputs; displayed values and growth are calculated: The business-book offering includes organizational presentation and corporate-gift applications. It establishes an in-scope commissioning proposition, not the modeled global copy quantity or spending.
    - Evidence informing forecast-year allocation inputs; displayed values and growth are calculated: The business-book offering includes organizational presentation and corporate-gift applications. It establishes an in-scope commissioning proposition, not the modeled global copy quantity or spending.
72. How to Use Lulu to Support Your Nonprofit | Lulu
    - Evidence informing base-year allocation inputs; displayed values and growth are calculated: The platform permits an organization or charity to receive creator proceeds. This supports excluding beneficiary-only arrangements from nonprofit commissioning; it does not measure nonprofit printing purchases.
    - Evidence informing forecast-year allocation inputs; displayed values and growth are calculated: The platform permits an organization or charity to receive creator proceeds. This supports excluding beneficiary-only arrangements from nonprofit commissioning; it does not measure nonprofit printing purchases.

73. News Corp - Form 10-K for the fiscal year ended June 30, 2025
    - Evidence informing base-year allocation inputs; displayed values and growth are calculated: Fiscal 2025 consumer backlist revenue of xx.xx% and digital revenue of xx.xx% anchor the assumed physical-backlist bridge and its forecast starting model.
    - Evidence informing forecast-year allocation inputs; displayed values and growth are calculated: Fiscal 2025 consumer backlist revenue of xx.xx% and digital revenue of xx.xx% anchor the assumed physical-backlist bridge and its forecast starting model.
    - Evidence informing base-year allocation inputs; displayed values and growth are calculated: The disclosed backlist mix constrains recurring-title demand; its division into replenishment and POD remains modeled.
    - Evidence informing forecast-year allocation inputs; displayed values and growth are calculated: The disclosed backlist mix constrains recurring-title demand; its division into replenishment and POD remains modeled.
    - Evidence informing base-year allocation inputs; displayed values and growth are calculated: The complementary frontlist population supports the launch-stock cohort after physical-format adjustments.
    - Evidence informing forecast-year allocation inputs; displayed values and growth are calculated: The complementary frontlist population supports the launch-stock cohort after physical-format adjustments.
74. News Corp - Form 10-K for the fiscal year ended June 30, 2026
    - Evidence informing forecast-year allocation inputs; displayed values and growth are calculated: Fiscal 2026 backlist revenue of xx.xx% and digital revenue of xx.xx% lower the forecast physical-backlist proxy instead of assuming continued backlist expansion.
    - Evidence informing forecast-year allocation inputs; displayed values and growth are calculated: The updated catalog mix changes the forecast population available for repeat inventory releases.
    - Evidence informing forecast-year allocation inputs; displayed values and growth are calculated: The updated frontlist/backlist bridge changes the forecast planned-production weight; no 2032 share is disclosed.
75. How Do Lulu Direct Orders Work?
    - Evidence informing base-year allocation inputs; displayed values and growth are calculated: Lulu describes printing after customer purchase and distinguishes production from subsequent shipment, supporting recipient-order attribution rather than technology-based classification.
    - Evidence informing forecast-year allocation inputs; displayed values and growth are calculated: Lulu describes printing after customer purchase and distinguishes production from subsequent shipment, supporting recipient-order attribution rather than technology-based classification.
    - Evidence informing base-year allocation inputs; displayed values and growth are calculated: No minimum order and one-copy ordering establish commercial feasibility, not the number or value of single-copy releases.
    - Evidence informing forecast-year allocation inputs; displayed values and growth are calculated: No minimum order and one-copy ordering establish commercial feasibility, not the number or value of single-copy releases.
    - Evidence informing base-year allocation inputs; displayed values and growth are calculated: One POD offering accepts hundreds of copies, independently challenging a POD-equals-single-copy allocation.
    - Evidence informing forecast-year allocation inputs; displayed values and growth are calculated: One POD offering accepts hundreds of copies, independently challenging a POD-equals-single-copy allocation.
    - Evidence informing base-year allocation inputs; displayed values and growth are calculated: Orders can extend into thousands within the same offering; the production trigger therefore does not uniquely identify the working run band.
    - Evidence informing forecast-year allocation inputs; displayed values and growth are calculated: Orders can extend into thousands within the same offering; the production trigger therefore does not uniquely identify the working run band.

76. Supply Chain - Clays
    - Evidence informing base-year allocation inputs; displayed values and growth are calculated: Clays describes differentiated backlist arrangements and stock visibility, supporting a separate inventory-replenishment cohort without establishing its numerical prevalence.
    - Evidence informing forecast-year allocation inputs; displayed values and growth are calculated: Clays describes differentiated backlist arrangements and stock visibility, supporting a separate inventory-replenishment cohort without establishing its numerical prevalence.
    - Evidence informing base-year allocation inputs; displayed values and growth are calculated: New-title consolidation and predictable annual backlist demand support retaining planned inventory commitments; short-run printing is explicitly not necessarily POD.
    - Evidence informing forecast-year allocation inputs; displayed values and growth are calculated: New-title consolidation and predictable annual backlist demand support retaining planned inventory commitments; short-run printing is explicitly not necessarily POD.
    - Evidence informing base-year allocation inputs; displayed values and growth are calculated: Clays explicitly distinguishes short-run work from POD, supporting category separation rather than a technological proxy for value share.
    - Evidence informing forecast-year allocation inputs; displayed values and growth are calculated: Clays explicitly distinguishes short-run work from POD, supporting category separation rather than a technological proxy for value share.
77. Smart Backlist Management: When to Hold and When to Print-on-Demand
    - Evidence informing base-year allocation inputs; displayed values and growth are calculated: Sheridan describes low-volume titles moving to POD while other titles retain inventory, supporting differentiated release-policy assumptions rather than a uniform backlist-to-POD conversion.
    - Evidence informing forecast-year allocation inputs; displayed values and growth are calculated: Sheridan describes low-volume titles moving to POD while other titles retain inventory, supporting differentiated release-policy assumptions rather than a uniform backlist-to-POD conversion.
    - Evidence informing base-year allocation inputs; displayed values and growth are calculated: A disclosed customer example uses a stock threshold to trigger a 2,000-copy replenishment order. It establishes the commercial mechanism, not a market-wide share.
    - Evidence informing forecast-year allocation inputs; displayed values and growth are calculated: A disclosed customer example uses a stock threshold to trigger a 2,000-copy replenishment order. It establishes the commercial mechanism, not a market-wide share.

78. Shortage of NCERT textbooks - Rajya Sabha Unstarred Question No. 1941, December 17, 2025
    - Evidence informing base-year allocation inputs; displayed values and growth are calculated: Advance enrollment-based forecasting, academic-session readiness and a fiscal 2025-xx.xx plan for approximately xx.xx textbooks support a substantial calendar-driven stock cohort. The target is not realized production.
    - Evidence informing forecast-year allocation inputs; displayed values and growth are calculated: Advance enrollment-based forecasting, academic-session readiness and a fiscal 2025-xx.xx plan for approximately xx.xx textbooks support a substantial calendar-driven stock cohort. The target is not realized production.
    - Evidence informing base-year allocation inputs; displayed values and growth are calculated: Phased supply and inventory monitoring support distinguishing ongoing availability obligations from individual-recipient POD, without quantifying replenishment's global prevalence.
    - Evidence informing forecast-year allocation inputs; displayed values and growth are calculated: Phased supply and inventory monitoring support distinguishing ongoing availability obligations from individual-recipient POD, without quantifying replenishment's global prevalence.
    - Evidence informing base-year allocation inputs; displayed values and growth are calculated: The official answer distinguishes printer empanelment from approximately xx.xx distribution vendors and describes planned fiscal 2025-xx.xx printing of approximately xx.xx textbooks. It supports commissioning-versus-distribution separation, not a realized monetary channel split.
    - Evidence informing forecast-year allocation inputs; displayed values and growth are calculated: The official answer distinguishes printer empanelment from approximately xx.xx distribution vendors and describes planned fiscal 2025-xx.xx printing of approximately xx.xx textbooks. It supports commissioning-versus-distribution separation, not a realized monetary channel split.
    - Evidence informing base-year allocation inputs; displayed values and growth are calculated: Phased textbook supply supports treating annual institutional quantities separately from production batches; it does not disclose the medium-run allocation.
    - Evidence informing forecast-year allocation inputs; displayed values and growth are calculated: Phased textbook supply supports treating annual institutional quantities separately from production batches; it does not disclose the medium-run allocation.
    - Evidence informing base-year allocation inputs; displayed values and growth are calculated: The December xx.xx 2025 answer identifies a xx.xx-million-copy FY2025-xx.xx printing decision versus approximately xx.xx in recent years, a counterforce to assuming rapid long-run disappearance. Planned copies are not realized service revenue.
    - Evidence informing forecast-year allocation inputs; displayed values and growth are calculated: The December xx.xx 2025 answer identifies a xx.xx-million-copy FY2025-xx.xx printing decision versus approximately xx.xx in recent years, a counterforce to assuming rapid long-run disappearance. Planned copies are not realized service revenue.
79. Fulfillment Fee - Lulu Direct
    - Evidence informing base-year allocation inputs; displayed values and growth are calculated: The September 2026 schedule lists USD xx.xx per order regardless of item count, supporting an order-frequency effect on associated-service value. It does not verify the assumed historical or forecast multiplier.
    - Evidence informing forecast-year allocation inputs; displayed values and growth are calculated: The September 2026 schedule lists USD xx.xx per order regardless of item count, supporting an order-frequency effect on associated-service value. It does not verify the assumed historical or forecast multiplier.

80. InnerWorkings, Inc. - Form 10-K for the year ended December 31, 2019
    - Evidence informing base-year allocation inputs; displayed values and growth are calculated: The 2019 filing reports USD xx.xx gross profit on USD xx.xx revenue and describes purchased-product and direct-service costs. Historical reported margins constrain the modeled xx.xx% retained-fee ratio; they do not directly measure book-channel share.
    - Evidence informing forecast-year allocation inputs; displayed values and growth are calculated: The 2019 filing reports USD xx.xx gross profit on USD xx.xx revenue and describes purchased-product and direct-service costs. Historical reported margins constrain the modeled xx.xx% retained-fee ratio; they do not directly measure book-channel share.
    - Evidence informing base-year allocation inputs; displayed values and growth are calculated: The procurement-service margin comparison supports the fee-to-managed-spending bridge underlying the direct-channel complement. Carrying the normalized ratio into 2032 is explicitly a forecast assumption.
    - Evidence informing forecast-year allocation inputs; displayed values and growth are calculated: The procurement-service margin comparison supports the fee-to-managed-spending bridge underlying the direct-channel complement. Carrying the normalized ratio into 2032 is explicitly a forecast assumption.
81. Simplified Purchase Agreement - U.S. Government Publishing Office
    - Evidence informing base-year allocation inputs; displayed values and growth are calculated: SPA permits agency awards directly to certified vendors for purchases up to USD xx.xx while GPO pays vendors and invoices agencies. This supports classifying by the contracting relationship rather than the invoice payer, not a numerical global weight.
    - Evidence informing forecast-year allocation inputs; displayed values and growth are calculated: SPA permits agency awards directly to certified vendors for purchases up to USD xx.xx while GPO pays vendors and invoices agencies. This supports classifying by the contracting relationship rather than the invoice payer, not a numerical global weight.
82. Global Print Services | China, Europe, SE Asia, USA & India
    - Evidence informing base-year allocation inputs; displayed values and growth are calculated: Imago describes sourcing suppliers and coordinating multiple manufacturers for book-related projects. Its cumulative customer relationships establish the offered intermediary role but are not annual revenue or allocation weights.
    - Evidence informing forecast-year allocation inputs; displayed values and growth are calculated: Imago describes sourcing suppliers and coordinating multiple manufacturers for book-related projects. Its cumulative customer relationships establish the offered intermediary role but are not annual revenue or allocation weights.
83. Lion Rock Group Limited - Annual Report 2025
    - Evidence informing base-year allocation inputs; displayed values and growth are calculated: Own-business 2025 turnover changes of minus xx.xx% for APOL and minus xx.xx% for Regent challenge uniform intermediary growth; Regent's non-book focus limits its relevance. These observations support avoiding an additional adoption uplift.
    - Evidence informing forecast-year allocation inputs; displayed values and growth are calculated: Own-business 2025 turnover changes of minus xx.xx% for APOL and minus xx.xx% for Regent challenge uniform intermediary growth; Regent's non-book focus limits its relevance. These observations support avoiding an additional adoption uplift.
    - Evidence informing base-year allocation inputs; displayed values and growth are calculated: Manufacturing turnover changes of minus xx.xx% at xx.xx Printing and plus xx.xx% at Papercraft demonstrate differing supplier trajectories rather than a simple common channel-growth pattern; these are not direct-contracting market shares.
    - Evidence informing forecast-year allocation inputs; displayed values and growth are calculated: Manufacturing turnover changes of minus xx.xx% at xx.xx Printing and plus xx.xx% at Papercraft demonstrate differing supplier trajectories rather than a simple common channel-growth pattern; these are not direct-contracting market shares.

84. Imprint Digital - Book Printing Prices UK
    - Evidence informing base-year allocation inputs; displayed values and growth are calculated: The inspected schedule quotes GBP xx.xx at xx.xx copies for one paperback specification, supporting a relative-price input, not a historical global realization.
    - Evidence informing forecast-year allocation inputs; displayed values and growth are calculated: The inspected schedule quotes GBP xx.xx at xx.xx copies for one paperback specification, supporting a relative-price input, not a historical global realization.
    - Evidence informing base-year allocation inputs; displayed values and growth are calculated: GBP xx.xx at xx.xx copies supplies the medium-run reference index; format and delivery differences require separate treatment.
    - Evidence informing forecast-year allocation inputs; displayed values and growth are calculated: GBP xx.xx at xx.xx copies supplies the medium-run reference index; format and delivery differences require separate treatment.
    - Evidence informing base-year allocation inputs; displayed values and growth are calculated: The quantity-price curve anchors the reference from which the long-run discount is assumed; no long-run price or future share is disclosed.
    - Evidence informing forecast-year allocation inputs; displayed values and growth are calculated: The quantity-price curve anchors the reference from which the long-run discount is assumed; no long-run price or future share is disclosed.
85. Print Options
    - Evidence informing base-year allocation inputs; displayed values and growth are calculated: KDP distinguishes black-and-white from color records and locks ink type after publication. These platform-specific conditions qualify switching assumptions, not market weights. ([kdp.amazon.com](https://kdp.amazon.com/en_US/help/topic/G201834180))
    - Evidence informing forecast-year allocation inputs; displayed values and growth are calculated: KDP distinguishes black-and-white from color records and locks ink type after publication. These platform-specific conditions qualify switching assumptions, not market weights. ([kdp.amazon.com](https://kdp.amazon.com/en_US/help/topic/G201834180))
    - Evidence informing base-year allocation inputs; displayed values and growth are calculated: The displayed platform menu does not establish designated spot-color availability or sales; a general color option is not used as evidence of spot-color demand. ([kdp.amazon.com](https://kdp.amazon.com/en_US/help/topic/G201834180))
    - Evidence informing forecast-year allocation inputs; displayed values and growth are calculated: The displayed platform menu does not establish designated spot-color availability or sales; a general color option is not used as evidence of spot-color demand. ([kdp.amazon.com](https://kdp.amazon.com/en_US/help/topic/G201834180))
    - Evidence informing base-year allocation inputs; displayed values and growth are calculated: Standard color is unavailable for hardcover, but premium color is available. Both process-color tiers belong within the modeled Full-Color Interiors category. ([kdp.amazon.com](https://kdp.amazon.com/en_US/help/topic/G201834180))
    - Evidence informing forecast-year allocation inputs; displayed values and growth are calculated: Standard color is unavailable for hardcover, but premium color is available. Both process-color tiers belong within the modeled Full-Color Interiors category. ([kdp.amazon.com](https://kdp.amazon.com/en_US/help/topic/G201834180))
86. Synthèse des chiffres de l'édition jeunesse 2024-2025
    - Evidence informing base-year allocation inputs; displayed values and growth are calculated: The primary French publishing survey reports a xx.xx% decline in illustrated early-childhood volumes and a xx.xx% decline in youth-fiction volumes in 2024. These differing outcomes challenge an aggressive universal color-growth assumption. ([sne.fr](https://www.sne.fr/actu/synthese-des-chiffres-de-ledition-jeunesse-2024-2025/))
    - Evidence informing forecast-year allocation inputs; displayed values and growth are calculated: The primary French publishing survey reports a xx.xx% decline in illustrated early-childhood volumes and a xx.xx% decline in youth-fiction volumes in 2024. These differing outcomes challenge an aggressive universal color-growth assumption. ([sne.fr](https://www.sne.fr/actu/synthese-des-chiffres-de-ledition-jeunesse-2024-2025/))

19.4. European Union

Table 436. European Union Book Printing & Packaging Services Market, by Country growth contribution, 2025-2032

Category	2025 value (USD Million)	2032 value (USD Million)	Added value (USD Million)	2025 share (%)	2032 share (%)	Change (pp)	Growth share (%)	CAGR (%)
Austria	xx.xx	xx.xx	xx.xx	xx.xx	xx.xx	xx.xx	xx.xx	xx.xx
Belgium	xx.xx	xx.xx	xx.xx	xx.xx	xx.xx	xx.xx	xx.xx	xx.xx
Bulgaria	xx.xx	xx.xx	xx.xx	xx.xx	xx.xx	xx.xx	xx.xx	xx.xx
Croatia	xx.xx	xx.xx	xx.xx	xx.xx	xx.xx	xx.xx	xx.xx	xx.xx
Cyprus	xx.xx	xx.xx	xx.xx	xx.xx	xx.xx	xx.xx	xx.xx	xx.xx
Czech Republic	xx.xx	xx.xx	xx.xx	xx.xx	xx.xx	xx.xx	xx.xx	xx.xx
Denmark	xx.xx	xx.xx	xx.xx	xx.xx	xx.xx	xx.xx	xx.xx	xx.xx
Estonia	xx.xx	xx.xx	xx.xx	xx.xx	xx.xx	xx.xx	xx.xx	xx.xx
Finland	xx.xx	xx.xx	xx.xx	xx.xx	xx.xx	xx.xx	xx.xx	xx.xx
France	xx.xx	xx.xx	xx.xx	xx.xx	xx.xx	xx.xx	xx.xx	xx.xx
Germany	xx.xx	xx.xx	xx.xx	xx.xx	xx.xx	xx.xx	xx.xx	xx.xx
Greece	xx.xx	xx.xx	xx.xx	xx.xx	xx.xx	xx.xx	xx.xx	xx.xx
Hungary	xx.xx	xx.xx	xx.xx	xx.xx	xx.xx	xx.xx	xx.xx	xx.xx
Ireland	xx.xx	xx.xx	xx.xx	xx.xx	xx.xx	xx.xx	xx.xx	xx.xx
Italy	xx.xx	xx.xx	xx.xx	xx.xx	xx.xx	xx.xx	xx.xx	xx.xx
Latvia	xx.xx	xx.xx	xx.xx	xx.xx	xx.xx	xx.xx	xx.xx	xx.xx
Lithuania	xx.xx	xx.xx	xx.xx	xx.xx	xx.xx	xx.xx	xx.xx	xx.xx
Luxembourg	xx.xx	xx.xx	xx.xx	xx.xx	xx.xx	xx.xx	xx.xx	xx.xx
Malta	xx.xx	xx.xx	xx.xx	xx.xx	xx.xx	xx.xx	xx.xx	xx.xx
Netherlands	xx.xx	xx.xx	xx.xx	xx.xx	xx.xx	xx.xx	xx.xx	xx.xx
Poland	xx.xx	xx.xx	xx.xx	xx.xx	xx.xx	xx.xx	xx.xx	xx.xx
Portugal	xx.xx	xx.xx	xx.xx	xx.xx	xx.xx	xx.xx	xx.xx	xx.xx
Romania	xx.xx	xx.xx	xx.xx	xx.xx	xx.xx	xx.xx	xx.xx	xx.xx
Slovakia	xx.xx	xx.xx	xx.xx	xx.xx	xx.xx	xx.xx	xx.xx	xx.xx
Slovenia	xx.xx	xx.xx	xx.xx	xx.xx	xx.xx	xx.xx	xx.xx	xx.xx
Spain	xx.xx	xx.xx	xx.xx	xx.xx	xx.xx	xx.xx	xx.xx	xx.xx
Sweden	xx.xx	xx.xx	xx.xx	xx.xx	xx.xx	xx.xx	xx.xx	xx.xx
Scope total	**xx.xx**	**xx.xx**	**xx.xx**	**xx.xx**	**xx.xx**	**xx.xx**	**xx.xx**	**xx.xx**

Table 437. European Union Book Printing & Packaging Services Market Size, by Group, 2017-2040 (USD Million)

Group	2017	2024	2025	2026	2027	2032	2040	CAGR (%)
Austria	xx.xx	xx.xx	xx.xx	xx.xx	xx.xx	xx.xx	xx.xx	xx.xx
Belgium	xx.xx	xx.xx	xx.xx	xx.xx	xx.xx	xx.xx	xx.xx	xx.xx
Bulgaria	xx.xx	xx.xx	xx.xx	xx.xx	xx.xx	xx.xx	xx.xx	xx.xx
Croatia	xx.xx	xx.xx	xx.xx	xx.xx	xx.xx	xx.xx	xx.xx	xx.xx
Cyprus	xx.xx	xx.xx	xx.xx	xx.xx	xx.xx	xx.xx	xx.xx	xx.xx
Czech Republic	xx.xx	xx.xx	xx.xx	xx.xx	xx.xx	xx.xx	xx.xx	xx.xx
Denmark	xx.xx	xx.xx	xx.xx	xx.xx	xx.xx	xx.xx	xx.xx	xx.xx
Estonia	xx.xx	xx.xx	xx.xx	xx.xx	xx.xx	xx.xx	xx.xx	xx.xx
Finland	xx.xx	xx.xx	xx.xx	xx.xx	xx.xx	xx.xx	xx.xx	xx.xx
France	xx.xx	xx.xx	xx.xx	xx.xx	xx.xx	xx.xx	xx.xx	xx.xx
Germany	xx.xx	xx.xx	xx.xx	xx.xx	xx.xx	xx.xx	xx.xx	xx.xx
Greece	xx.xx	xx.xx	xx.xx	xx.xx	xx.xx	xx.xx	xx.xx	xx.xx
Hungary	xx.xx	xx.xx	xx.xx	xx.xx	xx.xx	xx.xx	xx.xx	xx.xx
Ireland	xx.xx	xx.xx	xx.xx	xx.xx	xx.xx	xx.xx	xx.xx	xx.xx
Italy	xx.xx	xx.xx	xx.xx	xx.xx	xx.xx	xx.xx	xx.xx	xx.xx
Latvia	xx.xx	xx.xx	xx.xx	xx.xx	xx.xx	xx.xx	xx.xx	xx.xx
Lithuania	xx.xx	xx.xx	xx.xx	xx.xx	xx.xx	xx.xx	xx.xx	xx.xx
Luxembourg	xx.xx	xx.xx	xx.xx	xx.xx	xx.xx	xx.xx	xx.xx	xx.xx
Malta	xx.xx	xx.xx	xx.xx	xx.xx	xx.xx	xx.xx	xx.xx	xx.xx
Netherlands	xx.xx	xx.xx	xx.xx	xx.xx	xx.xx	xx.xx	xx.xx	xx.xx
Poland	xx.xx	xx.xx	xx.xx	xx.xx	xx.xx	xx.xx	xx.xx	xx.xx
Portugal	xx.xx	xx.xx	xx.xx	xx.xx	xx.xx	xx.xx	xx.xx	xx.xx
Romania	xx.xx	xx.xx	xx.xx	xx.xx	xx.xx	xx.xx	xx.xx	xx.xx
Slovakia	xx.xx	xx.xx	xx.xx	xx.xx	xx.xx	xx.xx	xx.xx	xx.xx
Slovenia	xx.xx	xx.xx	xx.xx	xx.xx	xx.xx	xx.xx	xx.xx	xx.xx
Spain	xx.xx	xx.xx	xx.xx	xx.xx	xx.xx	xx.xx	xx.xx	xx.xx
Sweden	xx.xx	xx.xx	xx.xx	xx.xx	xx.xx	xx.xx	xx.xx	xx.xx

Table 438. European Union Book Printing & Packaging Services Market Size, by Service Offering, 2017-2040 (USD Million)

Service Offering	2017	2024	2025	2026	2027	2032	2040	CAGR (%)
Book Packaging Production	xx.xx	xx.xx	xx.xx	xx.xx	xx.xx	xx.xx	xx.xx	xx.xx
Book Packing & Kitting	xx.xx	xx.xx	xx.xx	xx.xx	xx.xx	xx.xx	xx.xx	xx.xx
Book Printing	xx.xx	xx.xx	xx.xx	xx.xx	xx.xx	xx.xx	xx.xx	xx.xx
Bookbinding & Finishing	xx.xx	xx.xx	xx.xx	xx.xx	xx.xx	xx.xx	xx.xx	xx.xx
Prepress Services	xx.xx	xx.xx	xx.xx	xx.xx	xx.xx	xx.xx	xx.xx	xx.xx
Print Production Management	xx.xx	xx.xx	xx.xx	xx.xx	xx.xx	xx.xx	xx.xx	xx.xx
Production-Linked Fulfillment	xx.xx	xx.xx	xx.xx	xx.xx	xx.xx	xx.xx	xx.xx	xx.xx
Total	**xx.xx**	**xx.xx**	**xx.xx**	**xx.xx**	**xx.xx**	**xx.xx**	**xx.xx**	**xx.xx**

Table 439. European Union Book Printing & Packaging Services Market Size, by Book Format, 2017-2040 (USD Million)

Book Format	2017	2024	2025	2026	2027	2032	2040	CAGR (%)
Accordion-Fold Books	xx.xx	xx.xx	xx.xx	xx.xx	xx.xx	xx.xx	xx.xx	xx.xx
Bath Books	xx.xx	xx.xx	xx.xx	xx.xx	xx.xx	xx.xx	xx.xx	xx.xx
Board Books	xx.xx	xx.xx	xx.xx	xx.xx	xx.xx	xx.xx	xx.xx	xx.xx
Foam Books	xx.xx	xx.xx	xx.xx	xx.xx	xx.xx	xx.xx	xx.xx	xx.xx
Hardcover Books	xx.xx	xx.xx	xx.xx	xx.xx	xx.xx	xx.xx	xx.xx	xx.xx
Loose-Leaf Books	xx.xx	xx.xx	xx.xx	xx.xx	xx.xx	xx.xx	xx.xx	xx.xx
Paperback & Softcover Books	xx.xx	xx.xx	xx.xx	xx.xx	xx.xx	xx.xx	xx.xx	xx.xx
Saddle-Stitched Booklets	xx.xx	xx.xx	xx.xx	xx.xx	xx.xx	xx.xx	xx.xx	xx.xx
Slide-Bound Books	xx.xx	xx.xx	xx.xx	xx.xx	xx.xx	xx.xx	xx.xx	xx.xx
Textile Books	xx.xx	xx.xx	xx.xx	xx.xx	xx.xx	xx.xx	xx.xx	xx.xx
Wire, Coil & Comb-Bound Books	xx.xx	xx.xx	xx.xx	xx.xx	xx.xx	xx.xx	xx.xx	xx.xx
Total	**xx.xx**	**xx.xx**	**xx.xx**	**xx.xx**	**xx.xx**	**xx.xx**	**xx.xx**	**xx.xx**

Table 440. European Union Book Printing & Packaging Services Market Size, by Packaging Format, 2017-2040 (USD Million)

Packaging Format	2017	2024	2025	2026	2027	2032	2040	CAGR (%)
Bags & Pouches	xx.xx	xx.xx	xx.xx	xx.xx	xx.xx	xx.xx	xx.xx	xx.xx
Blister & Clamshell Packs	xx.xx	xx.xx	xx.xx	xx.xx	xx.xx	xx.xx	xx.xx	xx.xx
Boxes & Lidded Cases	xx.xx	xx.xx	xx.xx	xx.xx	xx.xx	xx.xx	xx.xx	xx.xx
Envelopes, Wallets & Folders	xx.xx	xx.xx	xx.xx	xx.xx	xx.xx	xx.xx	xx.xx	xx.xx
Film & Paper Wraps	xx.xx	xx.xx	xx.xx	xx.xx	xx.xx	xx.xx	xx.xx	xx.xx
Protective Inserts & Cushioning	xx.xx	xx.xx	xx.xx	xx.xx	xx.xx	xx.xx	xx.xx	xx.xx
Seals & Strapping	xx.xx	xx.xx	xx.xx	xx.xx	xx.xx	xx.xx	xx.xx	xx.xx
Sleeves & Wraparound Bands	xx.xx	xx.xx	xx.xx	xx.xx	xx.xx	xx.xx	xx.xx	xx.xx
Slipcases	xx.xx	xx.xx	xx.xx	xx.xx	xx.xx	xx.xx	xx.xx	xx.xx
Others	xx.xx	xx.xx	xx.xx	xx.xx	xx.xx	xx.xx	xx.xx	xx.xx
Total	**xx.xx**	**xx.xx**	**xx.xx**	**xx.xx**	**xx.xx**	**xx.xx**	**xx.xx**	**xx.xx**

Table 441. European Union Book Printing & Packaging Services Market Size, by Printing Technology, 2017-2040 (USD Million)

Printing Technology	2017	2024	2025	2026	2027	2032	2040	CAGR (%)
Braille Embossing	xx.xx	xx.xx	xx.xx	xx.xx	xx.xx	xx.xx	xx.xx	xx.xx
Digital Printing	xx.xx	xx.xx	xx.xx	xx.xx	xx.xx	xx.xx	xx.xx	xx.xx
Flexographic Printing	xx.xx	xx.xx	xx.xx	xx.xx	xx.xx	xx.xx	xx.xx	xx.xx
Gravure Printing	xx.xx	xx.xx	xx.xx	xx.xx	xx.xx	xx.xx	xx.xx	xx.xx
Letterpress Printing	xx.xx	xx.xx	xx.xx	xx.xx	xx.xx	xx.xx	xx.xx	xx.xx
Offset Lithography	xx.xx	xx.xx	xx.xx	xx.xx	xx.xx	xx.xx	xx.xx	xx.xx
Screen Printing	xx.xx	xx.xx	xx.xx	xx.xx	xx.xx	xx.xx	xx.xx	xx.xx
Silver-Halide Photographic Printing	xx.xx	xx.xx	xx.xx	xx.xx	xx.xx	xx.xx	xx.xx	xx.xx
Stencil Duplicator Printing	xx.xx	xx.xx	xx.xx	xx.xx	xx.xx	xx.xx	xx.xx	xx.xx
Others	xx.xx	xx.xx	xx.xx	xx.xx	xx.xx	xx.xx	xx.xx	xx.xx
Total	**xx.xx**	**xx.xx**	**xx.xx**	**xx.xx**	**xx.xx**	**xx.xx**	**xx.xx**	**xx.xx**

Table 442. European Union Book Printing & Packaging Services Market Size, by Offset Lithography, 2017-2040 (USD Million)

Offset Lithography	2017	2024	2025	2026	2027	2032	2040	CAGR (%)
Sheetfed Offset Printing	xx.xx	xx.xx	xx.xx	xx.xx	xx.xx	xx.xx	xx.xx	xx.xx
Web Offset Printing	xx.xx	xx.xx	xx.xx	xx.xx	xx.xx	xx.xx	xx.xx	xx.xx
Total	**xx.xx**	**xx.xx**	**xx.xx**	**xx.xx**	**xx.xx**	**xx.xx**	**xx.xx**	**xx.xx**

Table 443. European Union Book Printing & Packaging Services Market Size, by Digital Printing, 2017-2040 (USD Million)

Digital Printing	2017	2024	2025	2026	2027	2032	2040	CAGR (%)
Electrophotographic Printing	xx.xx	xx.xx	xx.xx	xx.xx	xx.xx	xx.xx	xx.xx	xx.xx
Inkjet Printing	xx.xx	xx.xx	xx.xx	xx.xx	xx.xx	xx.xx	xx.xx	xx.xx
Thermal Printing	xx.xx	xx.xx	xx.xx	xx.xx	xx.xx	xx.xx	xx.xx	xx.xx
Total	**xx.xx**	**xx.xx**	**xx.xx**	**xx.xx**	**xx.xx**	**xx.xx**	**xx.xx**	**xx.xx**

Table 444. European Union Book Printing & Packaging Services Market Size, by Publication Application, 2017-2040 (USD Million)

Publication Application	2017	2024	2025	2026	2027	2032	2040	CAGR (%)
Activity & Puzzle Books	xx.xx	xx.xx	xx.xx	xx.xx	xx.xx	xx.xx	xx.xx	xx.xx
Art & Photography Books	xx.xx	xx.xx	xx.xx	xx.xx	xx.xx	xx.xx	xx.xx	xx.xx
Commemorative & Personal Books	xx.xx	xx.xx	xx.xx	xx.xx	xx.xx	xx.xx	xx.xx	xx.xx
Educational & Training Books	xx.xx	xx.xx	xx.xx	xx.xx	xx.xx	xx.xx	xx.xx	xx.xx
General-Interest Books	xx.xx	xx.xx	xx.xx	xx.xx	xx.xx	xx.xx	xx.xx	xx.xx
Institutional & Corporate Books	xx.xx	xx.xx	xx.xx	xx.xx	xx.xx	xx.xx	xx.xx	xx.xx
Music Books & Scores	xx.xx	xx.xx	xx.xx	xx.xx	xx.xx	xx.xx	xx.xx	xx.xx
Religious & Devotional Books	xx.xx	xx.xx	xx.xx	xx.xx	xx.xx	xx.xx	xx.xx	xx.xx
Scholarly & Professional Books	xx.xx	xx.xx	xx.xx	xx.xx	xx.xx	xx.xx	xx.xx	xx.xx
Total	**xx.xx**	**xx.xx**	**xx.xx**	**xx.xx**	**xx.xx**	**xx.xx**	**xx.xx**	**xx.xx**

Table 445. European Union Book Printing & Packaging Services Market Size, by Educational & Training Books, 2017-2040 (USD Million)

Educational & Training Books	2017	2024	2025	2026	2027	2032	2040	CAGR (%)
Higher Education Textbooks	xx.xx	xx.xx	xx.xx	xx.xx	xx.xx	xx.xx	xx.xx	xx.xx
School Textbooks & Workbooks	xx.xx	xx.xx	xx.xx	xx.xx	xx.xx	xx.xx	xx.xx	xx.xx
Vocational & Continuing Education Books	xx.xx	xx.xx	xx.xx	xx.xx	xx.xx	xx.xx	xx.xx	xx.xx
Total	**xx.xx**	**xx.xx**	**xx.xx**	**xx.xx**	**xx.xx**	**xx.xx**	**xx.xx**	**xx.xx**

Table 446. European Union Book Printing & Packaging Services Market Size, by Commemorative & Personal Books, 2017-2040 (USD Million)

Commemorative & Personal Books	2017	2024	2025	2026	2027	2032	2040	CAGR (%)
Personal Photo & Memory Books	xx.xx	xx.xx	xx.xx	xx.xx	xx.xx	xx.xx	xx.xx	xx.xx
Yearbooks & Organizational Commemoratives	xx.xx	xx.xx	xx.xx	xx.xx	xx.xx	xx.xx	xx.xx	xx.xx
Total	**xx.xx**	**xx.xx**	**xx.xx**	**xx.xx**	**xx.xx**	**xx.xx**	**xx.xx**	**xx.xx**

Table 447. European Union Book Printing & Packaging Services Market Size, by Scholarly & Professional Books, 2017-2040 (USD Million)

Scholarly & Professional Books	2017	2024	2025	2026	2027	2032	2040	CAGR (%)
Professional & Technical Reference Books	xx.xx	xx.xx	xx.xx	xx.xx	xx.xx	xx.xx	xx.xx	xx.xx
Scholarly Research Books	xx.xx	xx.xx	xx.xx	xx.xx	xx.xx	xx.xx	xx.xx	xx.xx
Total	**xx.xx**	**xx.xx**	**xx.xx**	**xx.xx**	**xx.xx**	**xx.xx**	**xx.xx**	**xx.xx**

Table 448. European Union Book Printing & Packaging Services Market Size, by Buyer Type, 2017-2040 (USD Million)

Buyer Type	2017	2024	2025	2026	2027	2032	2040	CAGR (%)
Corporate & Commercial Buyers	xx.xx	xx.xx	xx.xx	xx.xx	xx.xx	xx.xx	xx.xx	xx.xx
Educational & Research Institutions	xx.xx	xx.xx	xx.xx	xx.xx	xx.xx	xx.xx	xx.xx	xx.xx
Government & Intergovernmental Bodies	xx.xx	xx.xx	xx.xx	xx.xx	xx.xx	xx.xx	xx.xx	xx.xx
Nonprofit & Membership Organizations	xx.xx	xx.xx	xx.xx	xx.xx	xx.xx	xx.xx	xx.xx	xx.xx
Print & Production Service Providers	xx.xx	xx.xx	xx.xx	xx.xx	xx.xx	xx.xx	xx.xx	xx.xx
Private Individuals & Households	xx.xx	xx.xx	xx.xx	xx.xx	xx.xx	xx.xx	xx.xx	xx.xx
Publishing Organizations	xx.xx	xx.xx	xx.xx	xx.xx	xx.xx	xx.xx	xx.xx	xx.xx
Self-Publishing Authors & Creators	xx.xx	xx.xx	xx.xx	xx.xx	xx.xx	xx.xx	xx.xx	xx.xx
Total	**xx.xx**	**xx.xx**	**xx.xx**	**xx.xx**	**xx.xx**	**xx.xx**	**xx.xx**	**xx.xx**

Table 449. European Union Book Printing & Packaging Services Market Size, by Production Model, 2017-2040 (USD Million)

Production Model	2017	2024	2025	2026	2027	2032	2040	CAGR (%)
Planned Stock Production	xx.xx	xx.xx	xx.xx	xx.xx	xx.xx	xx.xx	xx.xx	xx.xx
Print-on-Demand	xx.xx	xx.xx	xx.xx	xx.xx	xx.xx	xx.xx	xx.xx	xx.xx
Stock Replenishment	xx.xx	xx.xx	xx.xx	xx.xx	xx.xx	xx.xx	xx.xx	xx.xx
Total	**xx.xx**	**xx.xx**	**xx.xx**	**xx.xx**	**xx.xx**	**xx.xx**	**xx.xx**	**xx.xx**

Table 450. European Union Book Printing & Packaging Services Market Size, by Fulfillment Model, 2017-2040 (USD Million)

Fulfillment Model	2017	2024	2025	2026	2027	2032	2040	CAGR (%)
Consolidated Handoff	xx.xx	xx.xx	xx.xx	xx.xx	xx.xx	xx.xx	xx.xx	xx.xx
Distribution-List Delivery	xx.xx	xx.xx	xx.xx	xx.xx	xx.xx	xx.xx	xx.xx	xx.xx
Order-Level Fulfillment	xx.xx	xx.xx	xx.xx	xx.xx	xx.xx	xx.xx	xx.xx	xx.xx
Total	**xx.xx**	**xx.xx**	**xx.xx**	**xx.xx**	**xx.xx**	**xx.xx**	**xx.xx**	**xx.xx**

Table 451. European Union Book Printing & Packaging Services Market Size, by Procurement Channel, 2017-2040 (USD Million)

Procurement Channel	2017	2024	2025	2026	2027	2032	2040	CAGR (%)
Direct Provider Contracting	xx.xx	xx.xx	xx.xx	xx.xx	xx.xx	xx.xx	xx.xx	xx.xx
Intermediary-Led Contracting	xx.xx	xx.xx	xx.xx	xx.xx	xx.xx	xx.xx	xx.xx	xx.xx
Total	**xx.xx**	**xx.xx**	**xx.xx**	**xx.xx**	**xx.xx**	**xx.xx**	**xx.xx**	**xx.xx**

Table 452. European Union Book Printing & Packaging Services Market Size, by Print Run Length, 2017-2040 (USD Million)

Print Run Length	2017	2024	2025	2026	2027	2032	2040	CAGR (%)
Long Runs	xx.xx	xx.xx	xx.xx	xx.xx	xx.xx	xx.xx	xx.xx	xx.xx
Medium Runs	xx.xx	xx.xx	xx.xx	xx.xx	xx.xx	xx.xx	xx.xx	xx.xx
Short Runs	xx.xx	xx.xx	xx.xx	xx.xx	xx.xx	xx.xx	xx.xx	xx.xx
Single-Copy Runs	xx.xx	xx.xx	xx.xx	xx.xx	xx.xx	xx.xx	xx.xx	xx.xx
Total	**xx.xx**	**xx.xx**	**xx.xx**	**xx.xx**	**xx.xx**	**xx.xx**	**xx.xx**	**xx.xx**

Table 453. European Union Book Printing & Packaging Services Market Size, by Interior Color, 2017-2040 (USD Million)

Interior Color	2017	2024	2025	2026	2027	2032	2040	CAGR (%)
Black-and-White Interiors	xx.xx	xx.xx	xx.xx	xx.xx	xx.xx	xx.xx	xx.xx	xx.xx
Full-Color Interiors	xx.xx	xx.xx	xx.xx	xx.xx	xx.xx	xx.xx	xx.xx	xx.xx
Spot-Color Interiors	xx.xx	xx.xx	xx.xx	xx.xx	xx.xx	xx.xx	xx.xx	xx.xx
Total	**xx.xx**	**xx.xx**	**xx.xx**	**xx.xx**	**xx.xx**	**xx.xx**	**xx.xx**	**xx.xx**

Sources & Evidence

1. European Book Publishing Statistics 2024

   · Evidence informing the 2024 market-value input; displayed series and growth include calculations: European publishers reported approximately EUR xx.xx of net book-sales revenue in 2024. The disclosed ebook and audiobook proportions inform the modeled xx.xx% physical-book revenue proportion; publisher revenue is an input, not printing-service revenue.

   · Evidence informing the 2025 market-value input; displayed series and growth include calculations: The 2024 publisher-revenue and format observations provide the European demand input carried into the 2025 estimate.

2. The Global Publishing Industry in 2022

- Evidence informing the 2024 market-value input; displayed series and growth include calculations: Table xx.xx supplies country-level publishing revenues and identifies differences between retail-value, publisher-revenue, print-only and prior-year observations. Selected non-European country observations are adjusted for physical formats and period before estimating production spending.
- Evidence informing the 2025 market-value input; displayed series and growth include calculations: The selected country observations contribute to the demand pool underlying the 2025 working estimate. Nielsen retail datasets elsewhere in the publication are not used.
- Evidence informing base-year allocation inputs; displayed values and growth are calculated: Primary survey sector differences constrain the education-adjusted hardcover proxy.
- Evidence informing forecast-year allocation inputs; displayed values and growth are calculated: Primary survey sector differences constrain the education-adjusted hardcover proxy.
- Evidence informing base-year allocation inputs; displayed values and growth are calculated: Educational/trade differences qualify extrapolation of U.S. consumer-format revenue.
- Evidence informing forecast-year allocation inputs; displayed values and growth are calculated: Educational/trade differences qualify extrapolation of U.S. consumer-format revenue.
- Evidence informing base-year allocation inputs; displayed values and growth are calculated: USD xx.xx of surveyed children's publishing revenue anchors the modeled specialty demand pool, not supplier receipts.
- Evidence informing forecast-year allocation inputs; displayed values and growth are calculated: USD xx.xx of surveyed children's publishing revenue anchors the modeled specialty demand pool, not supplier receipts.
- Evidence informing base-year allocation inputs; displayed values and growth are calculated: Sector data constrain the commissioning-pool proxy; mechanical incidence remains assumed.
- Evidence informing forecast-year allocation inputs; displayed values and growth are calculated: Sector data constrain the commissioning-pool proxy; mechanical incidence remains assumed.
- Evidence informing base-year allocation inputs; displayed values and growth are calculated: Educational demand supplies a common economic anchor; loose-leaf incidence remains modeled.
- Evidence informing forecast-year allocation inputs; displayed values and growth are calculated: Educational demand supplies a common economic anchor; loose-leaf incidence remains modeled.
- Evidence informing base-year allocation inputs; displayed values and growth are calculated: Sector observations constrain the educational short-book commissioning pool.
- Evidence informing forecast-year allocation inputs; displayed values and growth are calculated: Sector observations constrain the educational short-book commissioning pool.
- Evidence informing base-year allocation inputs; displayed values and growth are calculated: The commissioning-pool anchor supports an explicit sparse-format incidence model.
- Evidence informing forecast-year allocation inputs; displayed values and growth are calculated: The commissioning-pool anchor supports an explicit sparse-format incidence model.
- Evidence informing base-year allocation inputs; displayed values and growth are calculated: Children's demand anchors the accordion working estimate, not observed accordion orders.
- Evidence informing forecast-year allocation inputs; displayed values and growth are calculated: Children's demand anchors the accordion working estimate, not observed accordion orders.
- Evidence informing base-year allocation inputs; displayed values and growth are calculated: Children's demand anchors assumed textile-book order incidence.
- Evidence informing forecast-year allocation inputs; displayed values and growth are calculated: Children's demand anchors assumed textile-book order incidence.
- Evidence informing base-year allocation inputs; displayed values and growth are calculated: Children's demand anchors assumed bath-book order incidence.
- Evidence informing forecast-year allocation inputs; displayed values and growth are calculated: Children's demand anchors assumed bath-book order incidence.
- Evidence informing base-year allocation inputs; displayed values and growth are calculated: Children's demand anchors assumed foam-book order incidence.
- Evidence informing forecast-year allocation inputs; displayed values and growth are calculated: Children's demand anchors assumed foam-book order incidence.
- Evidence informing base-year allocation inputs; displayed values and growth are calculated: The original publishing survey documents country-level trade/education revenue differences used to constrain the modeled physical-publishing mix; it does not directly measure service shares.
- Evidence informing forecast-year allocation inputs; displayed values and growth are calculated: The original publishing survey documents country-level trade/education revenue differences used to constrain the modeled physical-publishing mix; it does not directly measure service shares.

3. 2024 年新闻出版统计公报

- Evidence informing the 2024 market-value input; displayed series and growth include calculations: For 2024, the official table reports xx.xx book copies or sheets and CNY xx.xx of book-publishing revenue. These constrain the demand bridge and historical contraction, rather than directly measuring printing-service sales.
- Evidence informing the 2025 market-value input; displayed series and growth include calculations: The 2024 book-publishing observation supplies the Chinese demand primitive for the 2025 model.
- Evidence informing base-year allocation inputs; displayed values and growth are calculated: Official 2024 output of xx.xx copies/sheets constrains total modeled publisher activity; it does not disclose single-copy production.
- Evidence informing forecast-year allocation inputs; displayed values and growth are calculated: Official 2024 output of xx.xx copies/sheets constrains total modeled publisher activity; it does not disclose single-copy production.
- Evidence informing base-year allocation inputs; displayed values and growth are calculated: Aggregate copies and annual title output constrain the shared activity model, not an observed short-run share.
- Evidence informing forecast-year allocation inputs; displayed values and growth are calculated: Aggregate copies and annual title output constrain the shared activity model, not an observed short-run share.
- Evidence informing base-year allocation inputs; displayed values and growth are calculated: Aggregate production provides a scale check for the medium-run assumption; annual copies per title are not individual batches.
- Evidence informing forecast-year allocation inputs; displayed values and growth are calculated: Aggregate production provides a scale check for the medium-run assumption; annual copies per title are not individual batches.
- Evidence informing base-year allocation inputs; displayed values and growth are calculated: Approximately xx.xx annual copies per title constrain the long-run scenario without proving its batch mix or forecast.
- Evidence informing forecast-year allocation inputs; displayed values and growth are calculated: Approximately xx.xx annual copies per title constrain the long-run scenario without proving its batch mix or forecast.

4. Foreign Exchange Rates - G.5A Annual, January 5, 2026

- Evidence informing the 2024 market-value input; displayed series and growth include calculations: The official 2024 annual-average conversion inputs are USD xx.xx per EUR, CNY xx.xx per USD and CAD xx.xx per USD.
- Evidence informing the 2025 market-value input; displayed series and growth include calculations: The exchange-rate table establishes the conversion basis of the preceding-year demand inputs used in the 2025 estimate; subsequent effective-USD price assumptions are modeled separately.

5. Book publishing industry, 2024 - Statistics Canada
   - Evidence informing the 2024 market-value input; displayed series and growth include calculations: Canadian publishers reported CAD xx.xx of print sales outside the online category and CAD xx.xx of online print sales in 2024. Their sum, rather than total operating revenue, supplies the physical-book demand input.
   - Evidence informing the 2025 market-value input; displayed series and growth include calculations: Reported cost of goods sold of CAD xx.xx, up CAD xx.xx from 2022, supplies a cost-pressure cross-check, not a directly attributable printing-services total.
   - Evidence informing base-year allocation inputs; displayed values and growth are calculated: Canadian online versus other print-sales values constrain parcel exposure, with explicit value-to-unit and geographic limitations.
   - Evidence informing forecast-year allocation inputs; displayed values and growth are calculated: Canadian online versus other print-sales values constrain parcel exposure, with explicit value-to-unit and geographic limitations.
   - Evidence informing base-year allocation inputs; displayed values and growth are calculated: The print-channel value mix supplies a limited parcel-demand proxy, not observed envelope purchases.
   - Evidence informing forecast-year allocation inputs; displayed values and growth are calculated: The print-channel value mix supplies a limited parcel-demand proxy, not observed envelope purchases.
   - Evidence informing base-year allocation inputs; displayed values and growth are calculated: The print-channel value mix supplies a limited parcel-demand proxy, not observed bag purchases.
   - Evidence informing forecast-year allocation inputs; displayed values and growth are calculated: The print-channel value mix supplies a limited parcel-demand proxy, not observed bag purchases.
   - Evidence informing base-year allocation inputs; displayed values and growth are calculated: Modest observed online-print growth qualifies aggressive parcel-related wrapping assumptions.
   - Evidence informing forecast-year allocation inputs; displayed values and growth are calculated: Modest observed online-print growth qualifies aggressive parcel-related wrapping assumptions.
   - Evidence informing base-year allocation inputs; displayed values and growth are calculated: Channel activity constrains the modeled delivery-pack population requiring separate protection.
   - Evidence informing forecast-year allocation inputs; displayed values and growth are calculated: Channel activity constrains the modeled delivery-pack population requiring separate protection.
   - Evidence informing base-year allocation inputs; displayed values and growth are calculated: Channel activity constrains the modeled delivery-pack population requiring closures.
   - Evidence informing forecast-year allocation inputs; displayed values and growth are calculated: Channel activity constrains the modeled delivery-pack population requiring closures.
6. U.S. Census Bureau - Books Printing: Shipments, annual table
   - Evidence informing the 2017 market-value input; displayed series and growth include calculations: U.S. books-printing shipments were USD xx.xx in 2017; this is a national production anchor for the historical model.
   - Evidence informing the 2018 market-value input; displayed series and growth include calculations: U.S. books-printing shipments were USD xx.xx in 2018.
   - Evidence informing the 2019 market-value input; displayed series and growth include calculations: U.S. books-printing shipments were USD xx.xx in 2019.
   - Evidence informing the 2020 market-value input; displayed series and growth include calculations: U.S. books-printing shipments were USD xx.xx in 2020.
   - Evidence informing the 2021 market-value input; displayed series and growth include calculations: U.S. books-printing shipments were USD xx.xx in 2021.
   - Evidence informing the 2022 market-value input; displayed series and growth include calculations: U.S. books-printing shipments were USD xx.xx in 2022.
   - Evidence informing the 2024 market-value input; displayed series and growth include calculations: U.S. books-printing shipments were USD xx.xx in 2024. This national industrial measure is narrower than the composite global service boundary.

7. U.S. Census Bureau - Book Publishers, All Establishments: Revenue, annual table
   - Evidence informing the 2024 market-value input; displayed series and growth include calculations: The Census annual series reports USD xx.xx of U.S. book-publisher revenue for 2024. A modeled xx.xx% physical-book proportion excludes digital and other adjacent receipts.
   - Evidence informing the 2025 market-value input; displayed series and growth include calculations: The 2024 Census observation replaces an older survey-based U.S. revenue bridge in the demand pool underlying 2025.

8. Scholastic Corporation - Form 10-K for the year ended May 31, 2025

- Evidence informing the 2024 market-value input; displayed series and growth include calculations: Scholastic's fiscal 2024 product, service, production and inventory-reserve costs were xx.xx% of revenue; postage, freight, shipping, fulfillment and other costs were xx.xx%. These broad categories constrain, but do not directly establish, eligible outsourced-service spending.
- Evidence informing the 2025 market-value input; displayed series and growth include calculations: The corresponding fiscal 2025 proportions were xx.xx% and xx.xx%. Royalties and prepublication amortization are separately disclosed, allowing their exclusion from the service-market bridge.
- Evidence informing base-year allocation inputs; displayed values and growth are calculated: Fiscal-2025 product, service, production and inventory-reserve costs were xx.xx% of revenue. The broader cost category constrains the manufacturing spending boundary but does not directly disclose printing-service revenue.
- Evidence informing forecast-year allocation inputs; displayed values and growth are calculated: Fiscal-2025 product, service, production and inventory-reserve costs were xx.xx% of revenue. The broader cost category constrains the manufacturing spending boundary but does not directly disclose printing-service revenue.
- Evidence informing base-year allocation inputs; displayed values and growth are calculated: Prepublication amortization is disclosed separately from production costs, supporting exclusion of adjacent amortization rather than equating it with externally purchased prepress.
- Evidence informing forecast-year allocation inputs; displayed values and growth are calculated: Prepublication amortization is disclosed separately from production costs, supporting exclusion of adjacent amortization rather than equating it with externally purchased prepress.
- Evidence informing base-year allocation inputs; displayed values and growth are calculated: Postage, freight, shipping, fulfillment and other costs were xx.xx% of revenue in fiscal 2025 versus xx.xx% in fiscal 2024. This is a broad buyer-cost check, not an eligible outsourced-fulfillment share.
- Evidence informing forecast-year allocation inputs; displayed values and growth are calculated: Postage, freight, shipping, fulfillment and other costs were xx.xx% of revenue in fiscal 2025 versus xx.xx% in fiscal 2024. This is a broad buyer-cost check, not an eligible outsourced-fulfillment share.
- Evidence informing base-year allocation inputs; displayed values and growth are calculated: Outsourced manufacturing coexists with company-operated distribution. Fiscal-2025 production-related costs were xx.xx% of revenue, constraining the inherited spending bridge rather than directly measuring the assumed route fraction.
- Evidence informing forecast-year allocation inputs; displayed values and growth are calculated: Outsourced manufacturing coexists with company-operated distribution. Fiscal-2025 production-related costs were xx.xx% of revenue, constraining the inherited spending bridge rather than directly measuring the assumed route fraction.
- Evidence informing base-year allocation inputs; displayed values and growth are calculated: Book-club revenue was xx.xx% online-ordered and xx.xx% parent-ordered, while products typically went to classrooms. This challenges the use of online sales as a proxy for the external contractor's delivery model.
- Evidence informing forecast-year allocation inputs; displayed values and growth are calculated: Book-club revenue was xx.xx% online-ordered and xx.xx% parent-ordered, while products typically went to classrooms. This challenges the use of online sales as a proxy for the external contractor's delivery model.
- Evidence informing base-year allocation inputs; displayed values and growth are calculated: Direct printer-to-customer fulfillment is a disclosed option. Broader logistics/other costs were xx.xx% of revenue versus xx.xx% previously, providing a cost-boundary check but no global order-level share or service-price growth observation.
- Evidence informing forecast-year allocation inputs; displayed values and growth are calculated: Direct printer-to-customer fulfillment is a disclosed option. Broader logistics/other costs were xx.xx% of revenue versus xx.xx% previously, providing a cost-boundary check but no global order-level share or service-price growth observation.

9. CEWE achieves all targets in 2025 and aims to further increase revenue and earnings in 2026

- Evidence informing the 2025 market-value input; displayed series and growth include calculations: CEWE reported xx.xx CEWE PHOTOBOOK copies in 2025 versus xx.xx in 2024, supporting a positive specialty-book volume assumption without establishing global adoption.
- Evidence informing the 2026 market-value input; displayed series and growth include calculations: Observed 2025 photobook growth informs the specialty-demand assumption for 2026; the market value remains modeled.
- Evidence informing the 2032 market-value input; displayed series and growth include calculations: The observed specialty-book activity is a starting condition for the forecast, not independent proof of continued growth through 2032.
- Evidence informing the 2040 market-value input; displayed series and growth include calculations: The forecast explicitly slows specialty-demand growth after 2032; this source supplies the initial commercial observation, not the long-term growth rate.
- Evidence informing base-year allocation inputs; displayed values and growth are calculated: CEWE reports xx.xx photobooks in 2025 compared with xx.xx in 2024. This independently establishes specialty-book activity underlying the nonpublisher model, without establishing a global expansion factor.
- Evidence informing forecast-year allocation inputs; displayed values and growth are calculated: CEWE reports xx.xx photobooks in 2025 compared with xx.xx in 2024. This independently establishes specialty-book activity underlying the nonpublisher model, without establishing a global expansion factor.
- Evidence informing base-year allocation inputs; displayed values and growth are calculated: Observed photobook activity supports retaining premium specialty commissions in the manufacturing mix; the binding allocation and unchanged future cohort profile remain assumptions.
- Evidence informing forecast-year allocation inputs; displayed values and growth are calculated: Observed photobook activity supports retaining premium specialty commissions in the manufacturing mix; the binding allocation and unchanged future cohort profile remain assumptions.
- Evidence informing base-year allocation inputs; displayed values and growth are calculated: Reported photobook volumes constrain personal-book activity and the nonpublisher starting condition, not hardcover prevalence or future share.
- Evidence informing forecast-year allocation inputs; displayed values and growth are calculated: Reported photobook volumes constrain personal-book activity and the nonpublisher starting condition, not hardcover prevalence or future share.
- Evidence informing base-year allocation inputs; displayed values and growth are calculated: Photobook activity supports the separate personal-book commissioning block; its softcover fraction remains assumed.
- Evidence informing forecast-year allocation inputs; displayed values and growth are calculated: Photobook activity supports the separate personal-book commissioning block; its softcover fraction remains assumed.
- Evidence informing base-year allocation inputs; displayed values and growth are calculated: Reported photobook copies rose from xx.xx to xx.xx; the narrower 2026 target qualifies strong specialty-growth assumptions.
- Evidence informing forecast-year allocation inputs; displayed values and growth are calculated: Reported photobook copies rose from xx.xx to xx.xx; the narrower 2026 target qualifies strong specialty-growth assumptions.
- Evidence informing base-year allocation inputs; displayed values and growth are calculated: Specialty-book activity constrains the presentation-demand scenario but does not measure gift-box attachment.
- Evidence informing forecast-year allocation inputs; displayed values and growth are calculated: Specialty-book activity constrains the presentation-demand scenario but does not measure gift-box attachment.
- Evidence informing base-year allocation inputs; displayed values and growth are calculated: Reports xx.xx CEWE PHOTOBOOK units in 2025 versus xx.xx in 2024, constraining the specialty-book demand budget without establishing a global process split.
- Evidence informing forecast-year allocation inputs; displayed values and growth are calculated: Reports xx.xx CEWE PHOTOBOOK units in 2025 versus xx.xx in 2024, constraining the specialty-book demand budget without establishing a global process split.
- Evidence informing base-year allocation inputs; displayed values and growth are calculated: Observed photobook activity supports the common photographic-demand input; electrophotographic attribution remains an explicit assumption.
- Evidence informing forecast-year allocation inputs; displayed values and growth are calculated: Observed photobook activity supports the common photographic-demand input; electrophotographic attribution remains an explicit assumption.
- Evidence informing base-year allocation inputs; displayed values and growth are calculated: The photobook

10. Paperback Printing Cost - Kindle Direct Publishing

- Evidence informing the 2025 market-value input; displayed series and growth include calculations: The inspected U.S. paperback schedule charges USD xx.xx plus USD xx.xx per page for the specified regular-trim black-ink category. It provides a contemporary commercial price comparison for the assumed USD xx.xx self-publishing production receipt, not an observed historical price or volume.
- Evidence informing the 2026 market-value input; displayed series and growth include calculations: The schedule distinguishes printing charges from royalties and retail list prices, supporting the production-receipt boundary used in the estimate.
- Evidence informing base-year allocation inputs; displayed values and growth are calculated: The current U.S. regular-trim black-ink schedule uses USD xx.xx plus USD xx.xx per page for the relevant page band, yielding the USD xx.xx representative manufacturing comparator. It anchors relative weights, not an observed global 2025 price or future share.
- Evidence informing forecast-year allocation inputs; displayed values and growth are calculated: The current U.S. regular-trim black-ink schedule uses USD xx.xx plus USD xx.xx per page for the relevant page band, yielding the USD xx.xx representative manufacturing comparator. It anchors relative weights, not an observed global 2025 price or future share.
- Evidence informing base-year allocation inputs; displayed values and growth are calculated: The paperback manufacturing comparator supplies the baseline from which the modeled binding component and hardcover increment are separated.
- Evidence informing forecast-year allocation inputs; displayed values and growth are calculated: The paperback manufacturing comparator supplies the baseline from which the modeled binding component and hardcover increment are separated.
- Evidence informing base-year allocation inputs; displayed values and growth are calculated: The separately identified paperback printing charge constrains the self-publishing production-receipt model and its distinction from retail proceeds.
- Evidence informing forecast-year allocation inputs; displayed values and growth are calculated: The separately identified paperback printing charge constrains the self-publishing production-receipt model and its distinction from retail proceeds.
- Evidence informing base-year allocation inputs; displayed values and growth are calculated: The inspected U.S. regular-trim black-ink schedule charges USD xx.xx plus USD xx.xx per page. It is a contemporary production-charge comparison for the modeled USD xx.xx receipt, not an observed historical Global average.
- Evidence informing forecast-year allocation inputs; displayed values and growth are calculated: The inspected U.S. regular-trim black-ink schedule charges USD xx.xx plus USD xx.xx per page. It is a contemporary production-charge comparison for the modeled USD xx.xx receipt, not an observed historical Global average.
- Evidence informing base-year allocation inputs; displayed values and growth are calculated: The relevant current U.S. paperback printing schedule is USD xx.xx plus USD xx.xx per page, giving USD xx.xx at xx.xx pages. This is a commercial price comparison for creator-production receipts, not proof of 2025 realization, volume or fulfillment mix.
- Evidence informing forecast-year allocation inputs; displayed values and growth are calculated: The relevant current U.S. paperback printing schedule is USD xx.xx plus USD xx.xx per page, giving USD xx.xx at xx.xx pages. This is a commercial price comparison for creator-production receipts, not proof of 2025 realization, volume or fulfillment mix.
- Evidence informing base-year allocation inputs; displayed values and growth are calculated: The current U.S. regular-trim black-ink schedule of USD xx.xx plus USD xx.xx per page gives USD xx.xx at xx.xx pages, a magnitude check for modeled single-copy receipts. It establishes neither global volume nor historical or forecast share.
- Evidence informing forecast-year allocation inputs; displayed values and growth are calculated: The current U.S. regular-trim black-ink schedule of USD xx.xx plus USD xx.xx per page gives USD xx.xx at xx.xx pages, a magnitude check for modeled single-copy receipts. It establishes neither global volume nor historical or forecast share.
- Evidence informing base-year allocation inputs; displayed values and growth are calculated: The current U.S. regular-trim black-ink schedule charges USD xx.xx plus USD xx.xx per page, yielding USD xx.xx for xx.xx pages. This is a contemporary price comparator, not a historical global average. ([kdp.amazon.com](https://kdp.amazon.com/en_US/help/topic/G201834340))
- Evidence informing forecast-year allocation inputs; displayed values and growth are calculated: The current U.S. regular-trim black-ink schedule charges USD xx.xx plus USD xx.xx per page, yielding USD xx.xx for xx.xx pages. This is a contemporary price comparator, not a historical global average. ([kdp.amazon.com](https://kdp.amazon.com/en_US/help/topic/G201834340))
- Evidence informing base-year allocation inputs; displayed values and growth are calculated: The comparable standard and premium color charges calculate to USD xx.xx and USD xx.xx. They constrain relative

11. European Book Publishing Statistics 2017

- Evidence informing the 2017 market-value input; displayed series and growth include calculations: The association's primary survey reports approximately EUR xx.xx of European net publisher revenue for 2017, constraining the pre-pandemic demand level.

12. European Book Publishing Statistics 2019

- Evidence informing the 2018 market-value input; displayed series and growth include calculations: The association reports approximately EUR xx.xx of publisher revenue for 2018.
- Evidence informing the 2019 market-value input; displayed series and growth include calculations: The association reports approximately EUR xx.xx for 2019 and identifies a questionnaire change that limits exact comparability with earlier observations.

13. 2021 年新闻出版产业分析报告

- Evidence informing the 2020 market-value input; displayed series and growth include calculations: The official report's 2021 comparison identifies a substantial rebound from 2020, constraining the pandemic-recovery bridge.
- Evidence informing the 2021 market-value input; displayed series and growth include calculations: China reported xx.xx book copies or sheets in 2021, up xx.xx%; the report also distinguishes textbook output and reprints.
- Evidence informing base-year allocation inputs; displayed values and growth are calculated: China's official 2021 textbook share was xx.xx% of book copies. It supplies an older educational-activity proxy, not a monochrome share. ([nppa.gov.cn](https://www.nppa.gov.cn/xxgk/fdzdgknr/tjxx/xx.xx/P020230530667517704140.pdf))
- Evidence informing forecast-year allocation inputs; displayed values and growth are calculated: China's official 2021 textbook share was xx.xx% of book copies. It supplies an older educational-activity proxy, not a monochrome share. ([nppa.gov.cn](https://www.nppa.gov.cn/xxgk/fdzdgknr/tjxx/xx.xx/P020230530667517704140.pdf))
- Evidence informing base-year allocation inputs; displayed values and growth are calculated: The textbook copy proportion constrains educational exposure; comparable monetary intensity and spot-color incidence are modeled separately. ([nppa.gov.cn](https://www.nppa.gov.cn/xxgk/fdzdgknr/tjxx/xx.xx/P020230530667517704140.pdf))
- Evidence informing forecast-year allocation inputs; displayed values and growth are calculated: The textbook copy proportion constrains educational exposure; comparable monetary intensity and spot-color incidence are modeled separately. ([nppa.gov.cn](https://www.nppa.gov.cn/xxgk/fdzdgknr/tjxx/xx.xx/P020230530667517704140.pdf))
- Evidence informing base-year allocation inputs; displayed values and growth are calculated: The educational-activity observation contributes to the shared demand proxy carried into the full-color base and forecast models; no color split is reported. ([nppa.gov.cn](https://www.nppa.gov.cn/xxgk/fdzdgknr/tjxx/xx.xx/P020230530667517704140.pdf))
- Evidence informing forecast-year allocation inputs; displayed values and growth are calculated: The educational-activity observation contributes to the shared demand proxy carried into the full-color base and forecast models; no color split is reported. ([nppa.gov.cn](https://www.nppa.gov.cn/xxgk/fdzdgknr/tjxx/xx.xx/P020230530667517704140.pdf))

14. European Book Publishing Statistics 2023

- Evidence informing the 2022 market-value input; displayed series and growth include calculations: European net publisher revenue was approximately EUR xx.xx in 2022; the association describes paper-cost pressure and price-led growth.

15. Publishing Activities - 2024, National Statistical Institute of Bulgaria

- Evidence informing base-year allocation inputs; displayed values and growth are calculated: xx.xx book titles in 2024 provide the activity input monetized with an explicitly assumed annual receipt equivalent; no service share is directly reported. ([nsi.bg](https://www.nsi.bg/en/file/xx.xx/Press_izd_EN_2024.pdf))
- Evidence informing forecast-year allocation inputs; displayed values and growth are calculated: xx.xx book titles in 2024 provide the activity input monetized with an explicitly assumed annual receipt equivalent; no service share is directly reported. ([nsi.bg](https://www.nsi.bg/en/file/xx.xx/Press_izd_EN_2024.pdf))

16. National Library of Luxembourg - Annual Report 2024
    - Evidence informing base-year allocation inputs; displayed values and growth are calculated: xx.xx annual individual-or-block ISBN assignments constrain the activity proxy; titles per assignment and commercial monetization are explicit assumptions. ([bnl.public.lu](https://bnl.public.lu/dam-assets/publications/rapports/2024-rapport-annuel-en.pdf))
    - Evidence informing forecast-year allocation inputs; displayed values and growth are calculated: xx.xx annual individual-or-block ISBN assignments constrain the activity proxy; titles per assignment and commercial monetization are explicit assumptions. ([bnl.public.lu](https://bnl.public.lu/dam-assets/publications/rapports/2024-rapport-annuel-en.pdf))
17. Hardcover Printing Cost - Kindle Direct Publishing
    - Evidence informing base-year allocation inputs; displayed values and growth are calculated: The current U.S. regular-trim hardcover schedule uses USD xx.xx plus USD xx.xx per page in the relevant band. Comparison with paperback charges constrains the premium-equivalent manufacturing model.
    - Evidence informing forecast-year allocation inputs; displayed values and growth are calculated: The current U.S. regular-trim hardcover schedule uses USD xx.xx plus USD xx.xx per page in the relevant band. Comparison with paperback charges constrains the premium-equivalent manufacturing model.
    - Evidence informing base-year allocation inputs; displayed values and growth are calculated: The USD xx.xx fixed-charge difference supplies the POD premium input; the xx.xx% commercial-run realization and premium incidence are explicitly modeled rather than disclosed.
    - Evidence informing forecast-year allocation inputs; displayed values and growth are calculated: The USD xx.xx fixed-charge difference supplies the POD premium input; the xx.xx% commercial-run realization and premium incidence are explicitly modeled rather than disclosed.
18. User Fees - University of Wisconsin-Milwaukee Print & Copy Services
    - Evidence informing base-year allocation inputs; displayed values and growth are calculated: The university service schedule separately prices preflight/prepress preparation at USD xx.xx per hour, establishing a paid preparation activity rather than an automatic component of every printing-platform purchase.
    - Evidence informing forecast-year allocation inputs; displayed values and growth are calculated: The university service schedule separately prices preflight/prepress preparation at USD xx.xx per hour, establishing a paid preparation activity rather than an automatic component of every printing-platform purchase.
    - Evidence informing base-year allocation inputs; displayed values and growth are calculated: Perfect binding is listed at USD xx.xx-xx.xx per book. The lower endpoint is the model's basic-binding comparator, not a measured worldwide realization.
    - Evidence informing forecast-year allocation inputs; displayed values and growth are calculated: Perfect binding is listed at USD xx.xx-xx.xx per book. The lower endpoint is the model's basic-binding comparator, not a measured worldwide realization.

19. How Much Does It Cost to Print a Book? - QinPrinting
    - Evidence informing base-year allocation inputs; displayed values and growth are calculated: The supplier's delivered xx.xx-page, xx.xx-copy color-book examples list USD xx.xx for softcover and USD xx.xx for hardcover. They provide a commercial-run countercheck, with delivery and product differences preventing direct substitution.
    - Evidence informing forecast-year allocation inputs; displayed values and growth are calculated: The supplier's delivered xx.xx-page, xx.xx-copy color-book examples list USD xx.xx for softcover and USD xx.xx for hardcover. They provide a commercial-run countercheck, with delivery and product differences preventing direct substitution.
    - Evidence informing base-year allocation inputs; displayed values and growth are calculated: The smaller hardcover premium in this offset example qualifies extrapolation of the full POD hardcover increment into binding revenue.
    - Evidence informing forecast-year allocation inputs; displayed values and growth are calculated: The smaller hardcover premium in this offset example qualifies extrapolation of the full POD hardcover increment into binding revenue.
    - Evidence informing base-year allocation inputs; displayed values and growth are calculated: Comparable hardcover and softcover quotations constrain the assumed relative manufacturing realization after scope adjustments.
    - Evidence informing forecast-year allocation inputs; displayed values and growth are calculated: Comparable hardcover and softcover quotations constrain the assumed relative manufacturing realization after scope adjustments.
    - Evidence informing base-year allocation inputs; displayed values and growth are calculated: Softcover prices provide a commercial comparison, not a historical global average.
    - Evidence informing forecast-year allocation inputs; displayed values and growth are calculated: Softcover prices provide a commercial comparison, not a historical global average.
    - Evidence informing base-year allocation inputs; displayed values and growth are calculated: Board-book quotations constrain the assumed production receipt; delivery and duties require adjustment.
    - Evidence informing forecast-year allocation inputs; displayed values and growth are calculated: Board-book quotations constrain the assumed production receipt; delivery and duties require adjustment.
    - Evidence informing base-year allocation inputs; displayed values and growth are calculated: Mechanical-binding quotations constrain the unit-receipt assumption, not incidence.
    - Evidence informing forecast-year allocation inputs; displayed values and growth are calculated: Mechanical-binding quotations constrain the unit-receipt assumption, not incidence.
    - Evidence informing base-year allocation inputs; displayed values and growth are calculated: Short-booklet quotations constrain the lower realization used for eligible saddle-stitched books.
    - Evidence informing forecast-year allocation inputs; displayed values and growth are calculated: Short-booklet quotations constrain the lower realization used for eligible saddle-stitched books.
20. Book Wrap Mailers / Book Boxes - Packaging ONE
    - Evidence informing base-year allocation inputs; displayed values and growth are calculated: The manufacturer lists MP2 book mailers at GBP xx.xx each for xx.xx packs of xx.xx excluding VAT. The converted unit price supplies the packaging-creation value proxy, not a global average or a historical quote.
    - Evidence informing forecast-year allocation inputs; displayed values and growth are calculated: The manufacturer lists MP2 book mailers at GBP xx.xx each for xx.xx packs of xx.xx excluding VAT. The converted unit price supplies the packaging-creation value proxy, not a global average or a historical quote.
    - Evidence informing base-year allocation inputs; displayed values and growth are calculated: The enclosure price forms the other side of the creation-versus-packing ratio. One comparable enclosure per packing unit is an explicit activity-matching assumption.
    - Evidence informing forecast-year allocation inputs; displayed values and growth are calculated: The enclosure price forms the other side of the creation-versus-packing ratio. One comparable enclosure per packing unit is an explicit activity-matching assumption.

21. Foreign Exchange Rates - G.5A Annual, January 5, 2026

- Evidence informing base-year allocation inputs; displayed values and growth are calculated: The official 2025 annual average is USD xx.xx per GBP. It converts the GBP packaging comparator into the common monetary basis used in the starting allocation.
- Evidence informing forecast-year allocation inputs; displayed values and growth are calculated: The official 2025 annual average is USD xx.xx per GBP. It converts the GBP packaging comparator into the common monetary basis used in the starting allocation.
- Evidence informing base-year allocation inputs; displayed values and growth are calculated: The same conversion supports the common-currency packaging/packing denominator inherited by the forecast; no 2032 exchange rate is asserted.
- Evidence informing forecast-year allocation inputs; displayed values and growth are calculated: The same conversion supports the common-currency packaging/packing denominator inherited by the forecast; no 2032 exchange rate is asserted.

22. Optional Book Publishing Services - InstantPublisher

- Evidence informing base-year allocation inputs; displayed values and growth are calculated: The provider lists layout/typesetting at USD xx.xx per page with a USD xx.xx minimum. This supports the preparation-spending feasibility check, with purchase incidence and copies per job remaining assumptions.
- Evidence informing forecast-year allocation inputs; displayed values and growth are calculated: The provider lists layout/typesetting at USD xx.xx per page with a USD xx.xx minimum. This supports the preparation-spending feasibility check, with purchase incidence and copies per job remaining assumptions.
- Evidence informing base-year allocation inputs; displayed values and growth are calculated: Individual shrink-wrapping is listed at USD xx.xx each plus USD xx.xx setup. Amortizing setup over an assumed xx.xx copies gives the USD xx.xx packing comparator.
- Evidence informing forecast-year allocation inputs; displayed values and growth are calculated: Individual shrink-wrapping is listed at USD xx.xx each plus USD xx.xx setup. Amortizing setup over an assumed xx.xx copies gives the USD xx.xx packing comparator.

23. How Does Merchant Pricing Work for Ecommerce Stores? - Lulu Direct

- Evidence informing base-year allocation inputs; displayed values and growth are calculated: The September 2026 merchant-pricing explanation identifies a USD xx.xx fulfillment fee and separates merchant retail receipts from payments for supplier production, shipping and taxes. The fee is a contemporary feasibility comparator, not verified 2025 penetration or a future charge.
- Evidence informing forecast-year allocation inputs; displayed values and growth are calculated: The September 2026 merchant-pricing explanation identifies a USD xx.xx fulfillment fee and separates merchant retail receipts from payments for supplier production, shipping and taxes. The fee is a contemporary feasibility comparator, not verified 2025 penetration or a future charge.
- Evidence informing base-year allocation inputs; displayed values and growth are calculated: Merchant retail receipts are separate from payments for printing and fulfillment. The current page lists a USD xx.xx fulfillment fee, with shipping and taxes separately calculated. This supports the service-value boundary, not a historical average fee or global order volume.
- Evidence informing forecast-year allocation inputs; displayed values and growth are calculated: Merchant retail receipts are separate from payments for printing and fulfillment. The current page lists a USD xx.xx fulfillment fee, with shipping and taxes separately calculated. This supports the service-value boundary, not a historical average fee or global order volume.
- Evidence informing base-year allocation inputs; displayed values and growth are calculated: Lulu identifies separate retail and production/fulfillment transactions and a USD xx.xx fulfillment fee. This supports excluding merchant retail margins from production-service value and avoiding automatic procurement-channel classification from the storefront.
- Evidence informing forecast-year allocation inputs; displayed values and growth are calculated: Lulu identifies separate retail and production/fulfillment transactions and a USD xx.xx fulfillment fee. This supports excluding merchant retail margins from production-service value and avoiding automatic procurement-channel classification from the storefront.

24. AAP December 2025 StatShot Report

- Evidence informing base-year allocation inputs; displayed values and growth are calculated: The primary monthly reporting panel's full-year 2025 trade figures show paperback revenue down xx.xx%. This qualifies broad physical-book growth assumptions and supplies directional mix evidence only.
- Evidence informing forecast-year allocation inputs; displayed values and growth are calculated: The primary monthly reporting panel's full-year 2025 trade figures show paperback revenue down xx.xx%. This qualifies broad physical-book growth assumptions and supplies directional mix evidence only.
- Evidence informing base-year allocation inputs; displayed values and growth are calculated: The same approximately xx.xx-publisher panel shows hardcover revenue up xx.xx%. It supports a modest premium-mix hypothesis but neither measures global binding spending nor proves the forecast.
- Evidence informing forecast-year allocation inputs; displayed values and growth are calculated: The same approximately xx.xx-publisher panel shows hardcover revenue up xx.xx%. It supports a modest premium-mix hypothesis but neither measures global binding spending nor proves the forecast.
- Evidence informing base-year allocation inputs; displayed values and growth are calculated: Direct-participant 2025 hardback revenue of approximately USD xx.xx anchors the adjusted conventional-format model; it is not printing revenue or a global share.
- Evidence informing forecast-year allocation inputs; displayed values and growth are calculated: Direct-participant 2025 hardback revenue of approximately USD xx.xx anchors the adjusted conventional-format model; it is not printing revenue or a global share.
- Evidence informing base-year allocation inputs; displayed values and growth are calculated: Reported paperback revenue of approximately USD xx.xx plus USD xx.xx mass-market revenue supplies the comparison input. Reported annual movements qualify the forecast starting mix, not its future persistence.
- Evidence informing forecast-year allocation inputs; displayed values and growth are calculated: Reported paperback revenue of approximately USD xx.xx plus USD xx.xx mass-market revenue supplies the comparison input. Reported annual movements qualify the forecast starting mix, not its future persistence.
- Evidence informing base-year allocation inputs; displayed values and growth are calculated: Direct publisher-sample religious and trade physical-format receipts provide a category-intensity proxy, subject to explicit geographic and coverage adjustments.
- Evidence informing forecast-year allocation inputs; displayed values and growth are calculated: Direct publisher-sample religious and trade physical-format receipts provide a category-intensity proxy, subject to explicit geographic and coverage adjustments.
- Evidence informing base-year allocation inputs; displayed values and growth are calculated: Reported professional-book receipts and their 2025 decline challenge assumptions of automatic growth from recurring reference relationships.
- Evidence informing forecast-year allocation inputs; displayed values and growth are calculated: Reported professional-book receipts and their 2025 decline challenge assumptions of automatic growth from recurring reference relationships.

25. Print and Associated Services Framework - Lot 1 Buyer Guide: Framework Objectives
    - Evidence informing base-year allocation inputs; displayed values and growth are calculated: The public purchasing framework separately specifies production-management advice. It establishes a purchased responsibility but not a global fee rate or permission to count subcontract pass-through as retained revenue.
    - Evidence informing forecast-year allocation inputs; displayed values and growth are calculated: The public purchasing framework separately specifies production-management advice. It establishes a purchased responsibility but not a global fee rate or permission to count subcontract pass-through as retained revenue.
    - Evidence informing base-year allocation inputs; displayed values and growth are calculated: The framework also specifies finished-goods stock holding and call-off, with required holding costs included in the print-job price. This supports allocating embedded production-linked fulfillment rather than restricting the category to standalone invoices.
    - Evidence informing forecast-year allocation inputs; displayed values and growth are calculated: The framework also specifies finished-goods stock holding and call-off, with required holding costs included in the print-job price. This supports allocating embedded production-linked fulfillment rather than restricting the category to standalone invoices.
    - Evidence informing base-year allocation inputs; displayed values and growth are calculated: Finished goods may be held for call-off, with storage included in the print job where required. This supports consolidated releases as a production-linked arrangement without assuming every release is an individual order.
    - Evidence informing forecast-year allocation inputs; displayed values and growth are calculated: Finished goods may be held for call-off, with storage included in the print job where required. This supports consolidated releases as a production-linked arrangement without assuming every release is an individual order.
    - Evidence informing base-year allocation inputs; displayed values and growth are calculated: Contractors maintain designated distribution lists, deliver to nominated addresses and receive job-specific copy allocations, supporting the modeled list-delivery category.
    - Evidence informing forecast-year allocation inputs; displayed values and growth are calculated: Contractors maintain designated distribution lists, deliver to nominated addresses and receive job-specific copy allocations, supporting the modeled list-delivery category.
    - Evidence informing base-year allocation inputs; displayed values and growth are calculated: The coexistence of stock holding, call-off and distribution-list obligations supports separating production trigger from fulfillment responsibility; call-off alone does not establish transaction-level fulfillment.
    - Evidence informing forecast-year allocation inputs; displayed values and growth are calculated: The coexistence of stock holding, call-off and distribution-list obligations supports separating production trigger from fulfillment responsibility; call-off alone does not establish transaction-level fulfillment.

26. Frequently Asked Questions - IngramSpark
    - Evidence informing base-year allocation inputs; displayed values and growth are calculated: IngramSpark states that it does not provide editing, typesetting or design services. This counterexample prevents treating all platform manufacturing commissions as purchases of professional preparation services.
    - Evidence informing forecast-year allocation inputs; displayed values and growth are calculated: IngramSpark states that it does not provide editing, typesetting or design services. This counterexample prevents treating all platform manufacturing commissions as purchases of professional preparation services.
    - Evidence informing base-year allocation inputs; displayed values and growth are calculated: The provider permits nonexclusive sourcing when the customer owns its ISBN and does not offer editing, typesetting or design. These terms constrain the author service boundary, not adoption or revenue growth.
    - Evidence informing forecast-year allocation inputs; displayed values and growth are calculated: The provider permits nonexclusive sourcing when the customer owns its ISBN and does not offer editing, typesetting or design. These terms constrain the author service boundary, not adoption or revenue growth.
    - Evidence informing base-year allocation inputs; displayed values and growth are calculated: IngramSpark permits nonexclusive use of other printers, distributors and fulfillment providers when publishers own their ISBN. This establishes an alternative-sourcing option, not observed switching or a numerical channel allocation.
    - Evidence informing forecast-year allocation inputs; displayed values and growth are calculated: IngramSpark permits nonexclusive use of other printers, distributors and fulfillment providers when publishers own their ISBN. This establishes an alternative-sourcing option, not observed switching or a numerical channel allocation.
27. Packaging Printing & Production - Imago Group
    - Evidence informing base-year allocation inputs; displayed values and growth are calculated: The supplier identifies book slipcases, clamshell cases, tray-and-lid constructions and multicomponent publisher packaging. This supports the enclosure-production boundary and the limitation of a simple mailer-price proxy; it does not supply sales weights.
    - Evidence informing forecast-year allocation inputs; displayed values and growth are calculated: The supplier identifies book slipcases, clamshell cases, tray-and-lid constructions and multicomponent publisher packaging. This supports the enclosure-production boundary and the limitation of a simple mailer-price proxy; it does not supply sales weights.
28. Services - Bridgeport National Bindery
    - Evidence informing base-year allocation inputs; displayed values and growth are calculated: The short-run book-production portfolio separately lists shrink-wrapping and set packing. It establishes commercial packing activity distinct from enclosure manufacture and binding, without measuring its revenue.
    - Evidence informing forecast-year allocation inputs; displayed values and growth are calculated: The short-run book-production portfolio separately lists shrink-wrapping and set packing. It establishes commercial packing activity distinct from enclosure manufacture and binding, without measuring its revenue.
29. Terms and Conditions - CPI Print Germany
    - Evidence informing base-year allocation inputs; displayed values and growth are calculated: Published terms distinguish ex-works production prices from packaging, freight and postage and reserve specified input-cost adjustment rights. They support comparable-scope valuation but do not establish realized inflation.
    - Evidence informing forecast-year allocation inputs; displayed values and growth are calculated: Published terms distinguish ex-works production prices from packaging, freight and postage and reserve specified input-cost adjustment rights. They support comparable-scope valuation but do not establish realized inflation.
    - Evidence informing base-year allocation inputs; displayed values and growth are calculated: Separate treatment of forwarding and storage responsibilities supports the eligible production-linked service boundary; contractual rights do not prove the assumed future fee-growth rate.
    - Evidence informing forecast-year allocation inputs; displayed values and growth are calculated: Separate treatment of forwarding and storage responsibilities supports the eligible production-linked service boundary; contractual rights do not prove the assumed future fee-growth rate.

30. ONIX Codelists Issue 75 - List 150: Product Form
    - Evidence informing base-year allocation inputs; displayed values and growth are calculated: BB identifies hardback/cased books.
    - Evidence informing forecast-year allocation inputs; displayed values and growth are calculated: BB identifies hardback/cased books.
    - Evidence informing base-year allocation inputs; displayed values and growth are calculated: BC identifies paperback/softback books.
    - Evidence informing forecast-year allocation inputs; displayed values and growth are calculated: BC identifies paperback/softback books.
    - Evidence informing base-year allocation inputs; displayed values and growth are calculated: BH distinguishes board-page books from conventional books with rigid covers.
    - Evidence informing forecast-year allocation inputs; displayed values and growth are calculated: BH distinguishes board-page books from conventional books with rigid covers.
    - Evidence informing base-year allocation inputs; displayed values and growth are calculated: BE groups spiral, comb and coil forms.
    - Evidence informing forecast-year allocation inputs; displayed values and growth are calculated: BE groups spiral, comb and coil forms.
    - Evidence informing base-year allocation inputs; displayed values and growth are calculated: BD identifies loose-leaf books.
    - Evidence informing forecast-year allocation inputs; displayed values and growth are calculated: BD identifies loose-leaf books.
    - Evidence informing base-year allocation inputs; displayed values and growth are calculated: BF includes stapled short books; nonbook uses are excluded from the model.
    - Evidence informing forecast-year allocation inputs; displayed values and growth are calculated: BF includes stapled short books; nonbook uses are excluded from the model.
    - Evidence informing base-year allocation inputs; displayed values and growth are calculated: BL recognizes slide-bound books without measuring current sales.
    - Evidence informing forecast-year allocation inputs; displayed values and growth are calculated: BL recognizes slide-bound books without measuring current sales.
    - Evidence informing base-year allocation inputs; displayed values and growth are calculated: BO recognizes continuous concertina-fold books; nonbook charts are excluded.
    - Evidence informing forecast-year allocation inputs; displayed values and growth are calculated: BO recognizes continuous concertina-fold books; nonbook charts are excluded.
    - Evidence informing base-year allocation inputs; displayed values and growth are calculated: BI identifies textile-page books, not cloth-covered paper books.
    - Evidence informing forecast-year allocation inputs; displayed values and growth are calculated: BI identifies textile-page books, not cloth-covered paper books.
    - Evidence informing base-year allocation inputs; displayed values and growth are calculated: BJ identifies waterproof bath-book forms.
    - Evidence informing forecast-year allocation inputs; displayed values and growth are calculated: BJ identifies waterproof bath-book forms.
    - Evidence informing base-year allocation inputs; displayed values and growth are calculated: BP identifies foam-page and foam-cover books.
    - Evidence informing forecast-year allocation inputs; displayed values and growth are calculated: BP identifies foam-page and foam-cover books.

31. Thomson Reuters - Fourth-Quarter and Full-Year 2025 Results
    - Evidence informing base-year allocation inputs; displayed values and growth are calculated: Global Print revenue and contraction constrain professional-print scale and substitution direction; content receipts are not treated as loose-leaf service revenue.
    - Evidence informing forecast-year allocation inputs; displayed values and growth are calculated: Global Print revenue and contraction constrain professional-print scale and substitution direction; content receipts are not treated as loose-leaf service revenue.
32. Lulu - Discontinuing Saddle Stitch in Global Distribution
    - Evidence informing base-year allocation inputs; displayed values and growth are calculated: Provider-specific wholesale distribution restrictions establish a channel constraint, not a global sales weight or measured forecast decline.
    - Evidence informing forecast-year allocation inputs; displayed values and growth are calculated: Provider-specific wholesale distribution restrictions establish a channel constraint, not a global sales weight or measured forecast decline.
33. MAGACOPY Sofia - Copying and Printing Prices
    - Evidence informing base-year allocation inputs; displayed values and growth are calculated: A current EUR xx.xx binding-only charge establishes a live commercial service and a price-scope comparison; full-book USD receipts and incidence remain assumed.
    - Evidence informing forecast-year allocation inputs; displayed values and growth are calculated: A current EUR xx.xx binding-only charge establishes a live commercial service and a price-scope comparison; full-book USD receipts and incidence remain assumed.
34. Imago Group - Spotlight on Children's Books for National Young Readers Week
    - Evidence informing base-year allocation inputs; displayed values and growth are calculated: The company's children's portfolio supports board-book commercial classification, not order volumes.
    - Evidence informing forecast-year allocation inputs; displayed values and growth are calculated: The company's children's portfolio supports board-book commercial classification, not order volumes.
    - Evidence informing base-year allocation inputs; displayed values and growth are calculated: Cloth-book offerings support the textile-page category premise, not its modeled incidence.
    - Evidence informing forecast-year allocation inputs; displayed values and growth are calculated: Cloth-book offerings support the textile-page category premise, not its modeled incidence.
    - Evidence informing base-year allocation inputs; displayed values and growth are calculated: Bath-book offerings support a separate commercial category; sales and service receipts are undisclosed.
    - Evidence informing forecast-year allocation inputs; displayed values and growth are calculated: Bath-book offerings support a separate commercial category; sales and service receipts are undisclosed.
35. Pegasus - My First Book of Shapes: EVA Foam Book
    - Evidence informing base-year allocation inputs; displayed values and growth are calculated: The dated 2025 product identifies foam pages and supports commercial-status and classification checks, not global volume or supplier realization.
    - Evidence informing forecast-year allocation inputs; displayed values and growth are calculated: The dated 2025 product identifies foam pages and supports commercial-status and classification checks, not global volume or supplier realization.

36. U.S. Consumer Product Safety Commission - Children's Books
    - Evidence informing base-year allocation inputs; displayed values and growth are calculated: Product classification and intended audience affect commercial compliance accountability; no numerical surcharge is inferred.
    - Evidence informing forecast-year allocation inputs; displayed values and growth are calculated: Product classification and intended audience affect commercial compliance accountability; no numerical surcharge is inferred.
    - Evidence informing base-year allocation inputs; displayed values and growth are calculated: The exemption boundary supports separate classification rather than assumed conventional-book treatment.
    - Evidence informing forecast-year allocation inputs; displayed values and growth are calculated: The exemption boundary supports separate classification rather than assumed conventional-book treatment.
    - Evidence informing base-year allocation inputs; displayed values and growth are calculated: Compliance classification is retained as an uncertainty, not an exclusion or measured price premium.
    - Evidence informing forecast-year allocation inputs; displayed values and growth are calculated: Compliance classification is retained as an uncertainty, not an exclusion or measured price premium.
    - Evidence informing base-year allocation inputs; displayed values and growth are calculated: Specialty construction does not itself establish ordinary-book exemption eligibility or market inactivity.
    - Evidence informing forecast-year allocation inputs; displayed values and growth are calculated: Specialty construction does not itself establish ordinary-book exemption eligibility or market inactivity.
37. Puget Bindery - Services
    - Evidence informing base-year allocation inputs; displayed values and growth are calculated: The provider identifies training manuals and reference guides as mechanical-binding applications, supporting the commissioning premise without measuring sales incidence.
    - Evidence informing forecast-year allocation inputs; displayed values and growth are calculated: The provider identifies training manuals and reference guides as mechanical-binding applications, supporting the commissioning premise without measuring sales incidence.
    - Evidence informing base-year allocation inputs; displayed values and growth are calculated: Lists commercial letterpress book plates and specialty inserts, supporting a component-service model rather than attribution of the entire book price.
    - Evidence informing forecast-year allocation inputs; displayed values and growth are calculated: Lists commercial letterpress book plates and specialty inserts, supporting a component-service model rather than attribution of the entire book price.
    - Evidence informing base-year allocation inputs; displayed values and growth are calculated: The bindery identifies commercial printers, publishers and corporate print buyers as customers and excludes direct-to-consumer sales. This supports trade-purchasing attribution but supplies no sales percentage.
    - Evidence informing forecast-year allocation inputs; displayed values and growth are calculated: The bindery identifies commercial printers, publishers and corporate print buyers as customers and excludes direct-to-consumer sales. This supports trade-purchasing attribution but supplies no sales percentage.

38. ONIX Codelists Issue 75 - List 80: Product Packaging Type
    - Evidence informing base-year allocation inputs; displayed values and growth are calculated: Separates single-item and multivolume slipcases; supplies classification, not sales weights.
    - Evidence informing forecast-year allocation inputs; displayed values and growth are calculated: Separates single-item and multivolume slipcases; supplies classification, not sales weights.
    - Evidence informing base-year allocation inputs; displayed values and growth are calculated: Distinguishes lidded boxes from slipcase-style boxed sets.
    - Evidence informing forecast-year allocation inputs; displayed values and growth are calculated: Distinguishes lidded boxes from slipcase-style boxed sets.
    - Evidence informing base-year allocation inputs; displayed values and growth are calculated: Open-ended wraparound sleeves are distinct from enclosed wrapping.
    - Evidence informing forecast-year allocation inputs; displayed values and growth are calculated: Open-ended wraparound sleeves are distinct from enclosed wrapping.
    - Evidence informing base-year allocation inputs; displayed values and growth are calculated: Recognizes envelope-like slip-sleeves and wallets or folders.
    - Evidence informing forecast-year allocation inputs; displayed values and growth are calculated: Recognizes envelope-like slip-sleeves and wallets or folders.
    - Evidence informing base-year allocation inputs; displayed values and growth are calculated: Recognizes pouch and bag packaging independently.
    - Evidence informing forecast-year allocation inputs; displayed values and growth are calculated: Recognizes pouch and bag packaging independently.
    - Evidence informing base-year allocation inputs; displayed values and growth are calculated: Separately recognizes shrink-wrapped products and bundles.
    - Evidence informing forecast-year allocation inputs; displayed values and growth are calculated: Separately recognizes shrink-wrapped products and bundles.
    - Evidence informing base-year allocation inputs; displayed values and growth are calculated: Defines formed-plastic clamshells and card-backed blister packaging as distinct constructions.
    - Evidence informing forecast-year allocation inputs; displayed values and growth are calculated: Defines formed-plastic clamshells and card-backed blister packaging as distinct constructions.
    - Evidence informing base-year allocation inputs; displayed values and growth are calculated: Explicitly recognizes book browse-prevention closures.
    - Evidence informing forecast-year allocation inputs; displayed values and growth are calculated: Explicitly recognizes book browse-prevention closures.

39. U.S. Government Publishing Office - Program 827-S: Federal Aviation Administration Books, Contract Pricing and Specifications

- Evidence informing base-year allocation inputs; displayed values and growth are calculated: Historical evaluation quantities provide a container-heavy institutional purchasing counterexample, not global shipment shares.
- Evidence informing forecast-year allocation inputs; displayed values and growth are calculated: Historical evaluation quantities provide a container-heavy institutional purchasing counterexample, not global shipment shares.
- Evidence informing base-year allocation inputs; displayed values and growth are calculated: Separately identifies kraft-envelope packing within the book procurement.
- Evidence informing forecast-year allocation inputs; displayed values and growth are calculated: Separately identifies kraft-envelope packing within the book procurement.
- Evidence informing base-year allocation inputs; displayed values and growth are calculated: Identifies cushioned shipping bags as an eligible book-order enclosure.
- Evidence informing forecast-year allocation inputs; displayed values and growth are calculated: Identifies cushioned shipping bags as an eligible book-order enclosure.
- Evidence informing base-year allocation inputs; displayed values and growth are calculated: Includes wrapped shipping bundles as an alternative purchasing configuration.
- Evidence informing forecast-year allocation inputs; displayed values and growth are calculated: Includes wrapped shipping bundles as an alternative purchasing configuration.
- Evidence informing base-year allocation inputs; displayed values and growth are calculated: Requires packing and filler separately from the external enclosure.
- Evidence informing forecast-year allocation inputs; displayed values and growth are calculated: Requires packing and filler separately from the external enclosure.
- Evidence informing base-year allocation inputs; displayed values and growth are calculated: Identifies closure tape and securing straps independently of container construction.
- Evidence informing forecast-year allocation inputs; displayed values and growth are calculated: Identifies closure tape and securing straps independently of container construction.

40. U.S. Government Publishing Office - Print Order Form 2511 Instructions
    - Evidence informing base-year allocation inputs; displayed values and growth are calculated: Specifies paper-banded sets separately from shrink-wrapped sets.
    - Evidence informing forecast-year allocation inputs; displayed values and growth are calculated: Specifies paper-banded sets separately from shrink-wrapped sets.
    - Evidence informing base-year allocation inputs; displayed values and growth are calculated: Describes shrink-wrapped units nested within cartons, supporting component attribution.
    - Evidence informing forecast-year allocation inputs; displayed values and growth are calculated: Describes shrink-wrapped units nested within cartons, supporting component attribution.
    - Evidence informing base-year allocation inputs; displayed values and growth are calculated: Distinguishes internal packaging, container quantities and pallet requirements.
    - Evidence informing forecast-year allocation inputs; displayed values and growth are calculated: Distinguishes internal packaging, container quantities and pallet requirements.
    - Evidence informing base-year allocation inputs; displayed values and growth are calculated: The instructions distinguish nominated delivery addresses and warehouse receiving arrangements, supporting the receiving-point attribution premise, not an observed consolidated market share.
    - Evidence informing forecast-year allocation inputs; displayed values and growth are calculated: The instructions distinguish nominated delivery addresses and warehouse receiving arrangements, supporting the receiving-point attribution premise, not an observed consolidated market share.
    - Evidence informing base-year allocation inputs; displayed values and growth are calculated: Supplemental distribution lists accommodate multiple destinations, supporting the distinction between preallocated destination delivery and a single receiving-point handoff.
    - Evidence informing forecast-year allocation inputs; displayed values and growth are calculated: Supplemental distribution lists accommodate multiple destinations, supporting the distinction between preallocated destination delivery and a single receiving-point handoff.
    - Evidence informing base-year allocation inputs; displayed values and growth are calculated: GPO specifies black interior inks separately from cover inks, supporting the monochrome classification and underlying-book attribution premise, not its modeled sales weight. ([gpo.gov](https://www.gpo.gov/docs/default-source/forms-standards-pdf-files/2511_instructions.pdf))
    - Evidence informing forecast-year allocation inputs; displayed values and growth are calculated: GPO specifies black interior inks separately from cover inks, supporting the monochrome classification and underlying-book attribution premise, not its modeled sales weight. ([gpo.gov](https://www.gpo.gov/docs/default-source/forms-standards-pdf-files/2511_instructions.pdf))
    - Evidence informing base-year allocation inputs; displayed values and growth are calculated: Designated Pantone specifications are recognized for interior inks, supporting a separate spot-color commercial category without measuring its share. ([gpo.gov](https://www.gpo.gov/docs/default-source/forms-standards-pdf-files/2511_instructions.pdf))
    - Evidence informing forecast-year allocation inputs; displayed values and growth are calculated: Designated Pantone specifications are recognized for interior inks, supporting a separate spot-color commercial category without measuring its share. ([gpo.gov](https://www.gpo.gov/docs/default-source/forms-standards-pdf-files/2511_instructions.pdf))
    - Evidence informing base-year allocation inputs; displayed values and growth are calculated: Four-color process is identified as full color for interior pages; cover color is separately specified. This supports classification at both modeled anchors. ([gpo.gov](https://www.gpo.gov/docs/default-source/forms-standards-pdf-files/2511_instructions.pdf))
    - Evidence informing forecast-year allocation inputs; displayed values and growth are calculated: Four-color process is identified as full color for interior pages; cover color is separately specified. This supports classification at both modeled anchors. ([gpo.gov](https://www.gpo.gov/docs/default-source/forms-standards-pdf-files/2511_instructions.pdf))

41. GPOExpress Program Pricing Guide - November 2024
    - Evidence informing base-year allocation inputs; displayed values and growth are calculated: USD xx.xx hand folding provides a handling-cost comparison; the complete band realization remains modeled.
    - Evidence informing forecast-year allocation inputs; displayed values and growth are calculated: USD xx.xx hand folding provides a handling-cost comparison; the complete band realization remains modeled.
    - Evidence informing base-year allocation inputs; displayed values and growth are calculated: USD xx.xx per shrink wrap anchors a small-run comparison, not the assumed global realization.
    - Evidence informing forecast-year allocation inputs; displayed values and growth are calculated: USD xx.xx per shrink wrap anchors a small-run comparison, not the assumed global realization.
    - Evidence informing base-year allocation inputs; displayed values and growth are calculated: USD xx.xx auxiliary insertion supplies a handling-price comparison, not protective-material sales.
    - Evidence informing forecast-year allocation inputs; displayed values and growth are calculated: USD xx.xx auxiliary insertion supplies a handling-price comparison, not protective-material sales.
42. Hardcover Book Protection: Dust Jackets or Slipcases?
    - Evidence informing base-year allocation inputs; displayed values and growth are calculated: Own-product EXW slipcase prices of USD xx.xx, USD xx.xx and USD xx.xx at xx.xx xx.xx and xx.xx units constrain relative realizations.
    - Evidence informing forecast-year allocation inputs; displayed values and growth are calculated: Own-product EXW slipcase prices of USD xx.xx, USD xx.xx and USD xx.xx at xx.xx xx.xx and xx.xx units constrain relative realizations.
43. Book Printing Cost in China: How Printing Prices Are Calculated
    - Evidence informing base-year allocation inputs; displayed values and growth are calculated: Approximately USD xx.xx per export carton including basic packing materials constrains the bulk-package budget; the container allocation is modeled.
    - Evidence informing forecast-year allocation inputs; displayed values and growth are calculated: Approximately USD xx.xx per export carton including basic packing materials constrains the bulk-package budget; the container allocation is modeled.
    - Evidence informing base-year allocation inputs; displayed values and growth are calculated: The inclusive carton quotation constrains combined spending; its cushioning split is assumed.
    - Evidence informing forecast-year allocation inputs; displayed values and growth are calculated: The inclusive carton quotation constrains combined spending; its cushioning split is assumed.
    - Evidence informing base-year allocation inputs; displayed values and growth are calculated: The inclusive carton quotation constrains combined spending; its closure split is assumed.
    - Evidence informing forecast-year allocation inputs; displayed values and growth are calculated: The inclusive carton quotation constrains combined spending; its closure split is assumed.
44. Make Believe Ideas - Independent Retail Catalog 2025
    - Evidence informing base-year allocation inputs; displayed values and growth are calculated: The 2025 catalog identifies activity books with cover-mounted blisters, establishing book-specific participation but not packaging revenue or volume.
    - Evidence informing forecast-year allocation inputs; displayed values and growth are calculated: The 2025 catalog identifies activity books with cover-mounted blisters, establishing book-specific participation but not packaging revenue or volume.
45. Bookmobile - Request Book Printing Quotes the Right Way to Save Money
    - Evidence informing base-year allocation inputs; displayed values and growth are calculated: The printer's bookstore-oriented purchasing guidance cautions against universal shrink-wrap attachment.
    - Evidence informing forecast-year allocation inputs; displayed values and growth are calculated: The printer's bookstore-oriented purchasing guidance cautions against universal shrink-wrap attachment.

46. Digital Book Printing - Bookmobile
    - Evidence informing base-year allocation inputs; displayed values and growth are calculated: The current book-production portfolio separately offers poly bags, supporting commercial category participation rather than a sales weight.
    - Evidence informing forecast-year allocation inputs; displayed values and growth are calculated: The current book-production portfolio separately offers poly bags, supporting commercial category participation rather than a sales weight.
    - Evidence informing base-year allocation inputs; displayed values and growth are calculated: The current portfolio offers shrink-wrap independently of other finishing options.
    - Evidence informing forecast-year allocation inputs; displayed values and growth are calculated: The current portfolio offers shrink-wrap independently of other finishing options.
47. Sell Books on Shopify - Lulu
    - Evidence informing forecast-year allocation inputs; displayed values and growth are calculated: The offered storefront-to-print-and-ship route supports an accessible production-linked parcel channel, not assumed demand.
    - Evidence informing forecast-year allocation inputs; displayed values and growth are calculated: Direct fulfillment availability supports the parcel-use scenario without establishing envelope mix.
    - Evidence informing forecast-year allocation inputs; displayed values and growth are calculated: Direct fulfillment availability supports the parcel-use scenario without establishing bag mix.
48. European Commission - New EU Rules on Packaging Enter into Application
    - Evidence informing forecast-year allocation inputs; displayed values and growth are calculated: Regional packaging minimization supports a directional right-sizing premise, not a measured global box-price effect.
    - Evidence informing forecast-year allocation inputs; displayed values and growth are calculated: Waste-reduction requirements inform the bounded substitution scenario; they do not quantify band adoption.
    - Evidence informing forecast-year allocation inputs; displayed values and growth are calculated: Regional circularity requirements inform lower lightweight-bag exposure without implying a global book-bag ban.
    - Evidence informing forecast-year allocation inputs; displayed values and growth are calculated: Material substitution remains partly internal to the combined film-and-paper category.
    - Evidence informing forecast-year allocation inputs; displayed values and growth are calculated: Regional recyclability pressure informs the niche substitution scenario, not an observed blister-sales decline.
    - Evidence informing forecast-year allocation inputs; displayed values and growth are calculated: Empty-space reduction provides a directional premise for lower cushioning allowance per individual box.
49. Digital Printing - U.S. Government Publishing Office
    - Evidence informing base-year allocation inputs; displayed values and growth are calculated: Procurement examples allow offset or digital alternatives while restricting some digital variants, supporting an acceptance- and run-mix model rather than a universal quality ranking. This is a modeling premise, not an observed process share.
    - Evidence informing forecast-year allocation inputs; displayed values and growth are calculated: Procurement examples allow offset or digital alternatives while restricting some digital variants, supporting an acceptance- and run-mix model rather than a universal quality ranking. This is a modeling premise, not an observed process share.
    - Evidence informing base-year allocation inputs; displayed values and growth are calculated: The purchasing guidance supports conditional digital substitution, not unrestricted interchangeability or an observed forecast allocation.
    - Evidence informing forecast-year allocation inputs; displayed values and growth are calculated: The purchasing guidance supports conditional digital substitution, not unrestricted interchangeability or an observed forecast allocation.

50. Clays demonstrate dedication to digital investment
    - Evidence informing base-year allocation inputs; displayed values and growth are calculated: Reports xx.xx books annually and xx.xx books of digital capacity in an older investment statement; this constrains scale but is not a 2025 realized output mix.
    - Evidence informing forecast-year allocation inputs; displayed values and growth are calculated: Reports xx.xx books annually and xx.xx books of digital capacity in an older investment statement; this constrains scale but is not a 2025 realized output mix.
    - Evidence informing base-year allocation inputs; displayed values and growth are calculated: The company's inkjet investment supports an existing book-production application and a conditional adoption premise, not a quantified global forecast.
    - Evidence informing forecast-year allocation inputs; displayed values and growth are calculated: The company's inkjet investment supports an existing book-production application and a conditional adoption premise, not a quantified global forecast.
    - Evidence informing base-year allocation inputs; displayed values and growth are calculated: The capacity/output comparison is a limited commercial check on continued conventional book production, not a direct offset revenue observation.
    - Evidence informing forecast-year allocation inputs; displayed values and growth are calculated: The capacity/output comparison is a limited commercial check on continued conventional book production, not a direct offset revenue observation.
51. ISO/TC 130 - Guidelines for Using Print Production Standards, Version 1.0, 2019
    - Evidence informing base-year allocation inputs; displayed values and growth are calculated: Distinguishes packaging use cases and printing processes, supporting allocation of gravure to book-associated components rather than the full value of a book.
    - Evidence informing forecast-year allocation inputs; displayed values and growth are calculated: Distinguishes packaging use cases and printing processes, supporting allocation of gravure to book-associated components rather than the full value of a book.
    - Evidence informing base-year allocation inputs; displayed values and growth are calculated: Identifies flexographic packaging applications; the book-specific spending budget and process coefficients remain modeled.
    - Evidence informing forecast-year allocation inputs; displayed values and growth are calculated: Identifies flexographic packaging applications; the book-specific spending budget and process coefficients remain modeled.
52. Premium Layflat Photo Books - PhotobookShop
    - Evidence informing base-year allocation inputs; displayed values and growth are calculated: Offers bound silver-halide photographic books and distinguishes them from digitally printed alternatives, supporting the model's separate photographic category rather than an observed sales weight.
    - Evidence informing forecast-year allocation inputs; displayed values and growth are calculated: Offers bound silver-halide photographic books and distinguishes them from digitally printed alternatives, supporting the model's separate photographic category rather than an observed sales weight.
53. The Cormac McCarthy Collection - The Folio Society
    - Evidence informing base-year allocation inputs; displayed values and growth are calculated: Documents screen-printed cloth covers on physical book editions, supporting component-level commercial attribution. It does not measure supplier component receipts or global uptake.
    - Evidence informing forecast-year allocation inputs; displayed values and growth are calculated: Documents screen-printed cloth covers on physical book editions, supporting component-level commercial attribution. It does not measure supplier component receipts or global uptake.

54. Risograph Digital Duplicator Order Form, 2026 - Minneapolis College of Art and Design
    - Evidence informing base-year allocation inputs; displayed values and growth are calculated: The 2026 institutional form recognizes Risograph book/booklet orders but excludes assembly. It supports a limited application boundary, not 2025 external commercial volume; internal institutional charges are excluded from the numerator.
    - Evidence informing forecast-year allocation inputs; displayed values and growth are calculated: The 2026 institutional form recognizes Risograph book/booklet orders but excludes assembly. It supports a limited application boundary, not 2025 external commercial volume; internal institutional charges are excluded from the numerator.
55. American Printing House - 2024 Annual Report
    - Evidence informing base-year allocation inputs; displayed values and growth are calculated: Fiscal 2024 product sales were USD xx.xx; braille publications represented xx.xx% of product sales; xx.xx braille volumes were produced. These inputs constrain an adjusted production-realization proxy, not a global market share.
    - Evidence informing base-year allocation inputs; displayed values and growth are calculated: The decline from xx.xx braille volumes in 2022 qualifies a uniform physical-demand growth assumption and informs the slower relative forecast activity weight.
    - Evidence informing forecast-year allocation inputs; displayed values and growth are calculated: Fiscal 2024 product sales were USD xx.xx; braille publications represented xx.xx% of product sales; xx.xx braille volumes were produced. These inputs constrain an adjusted production-realization proxy, not a global market share.
    - Evidence informing forecast-year allocation inputs; displayed values and growth are calculated: The decline from xx.xx braille volumes in 2022 qualifies a uniform physical-demand growth assumption and informs the slower relative forecast activity weight.
56. Kodak Moments Kiosk - Kodak Alaris
    - Evidence informing base-year allocation inputs; displayed values and growth are calculated: Advertises book-capable retail kiosk equipment and a photographic-printing portfolio. Used only as a commercial-route premise for the thermal working estimate, not as evidence of thermal book-service sales, utilization or the final share.
    - Evidence informing forecast-year allocation inputs; displayed values and growth are calculated: Advertises book-capable retail kiosk equipment and a photographic-printing portfolio. Used only as a commercial-route premise for the thermal working estimate, not as evidence of thermal book-service sales, utilization or the final share.
57. 二〇二一年全国新闻出版业基本情况
    - Evidence informing base-year allocation inputs; displayed values and growth are calculated: Official 2021 aggregate textbook output distinguishes school, tertiary and vocational/adult activity; historical volumes require value and global-scope adjustments.
    - Evidence informing forecast-year allocation inputs; displayed values and growth are calculated: Official 2021 aggregate textbook output distinguishes school, tertiary and vocational/adult activity; historical volumes require value and global-scope adjustments.
    - Evidence informing base-year allocation inputs; displayed values and growth are calculated: Secondary, primary and teaching-book aggregate sheet counts form the school activity weight.
    - Evidence informing forecast-year allocation inputs; displayed values and growth are calculated: Secondary, primary and teaching-book aggregate sheet counts form the school activity weight.
    - Evidence informing base-year allocation inputs; displayed values and growth are calculated: Tertiary textbook aggregate output supplies the higher-education activity input before an assumed relative-service-value adjustment.
    - Evidence informing forecast-year allocation inputs; displayed values and growth are calculated: Tertiary textbook aggregate output supplies the higher-education activity input before an assumed relative-service-value adjustment.
    - Evidence informing base-year allocation inputs; displayed values and growth are calculated: Vocational, adult and literacy textbook output supplies the corresponding historical activity input.
    - Evidence informing forecast-year allocation inputs; displayed values and growth are calculated: Vocational, adult and literacy textbook output supplies the corresponding historical activity input.

58. Music, printed or in manuscript imports by country, 2024 - World Integrated Trade Solution
    - Evidence informing base-year allocation inputs; displayed values and growth are calculated: Official HS xx.xx import observations constrain the music-publication value bridge; domestic supply, physical-book eligibility and the printing-service fraction remain modeled.
    - Evidence informing forecast-year allocation inputs; displayed values and growth are calculated: Official HS xx.xx import observations constrain the music-publication value bridge; domestic supply, physical-book eligibility and the printing-service fraction remain modeled.
59. Bloomsbury Publishing - 2024/25 Results Presentation
    - Evidence informing base-year allocation inputs; displayed values and growth are calculated: Separate Academic & Professional print, digital and rights/service receipts demonstrate the required physical-revenue boundary; company mix is not treated as global market share.
    - Evidence informing forecast-year allocation inputs; displayed values and growth are calculated: Separate Academic & Professional print, digital and rights/service receipts demonstrate the required physical-revenue boundary; company mix is not treated as global market share.
    - Evidence informing base-year allocation inputs; displayed values and growth are calculated: Observed physical academic publishing activity supports commercial applicability but does not verify the assumed global research/reference ratio.
    - Evidence informing forecast-year allocation inputs; displayed values and growth are calculated: Observed physical academic publishing activity supports commercial applicability but does not verify the assumed global research/reference ratio.
60. HDSB - RFSQ 26-013: Yearbook Software and Printing Services
    - Evidence informing base-year allocation inputs; displayed values and growth are calculated: The qualification notice establishes a commissioned yearbook scope including printing, binding and school delivery; it supplies no awarded value and is not used as a sales weight.
    - Evidence informing forecast-year allocation inputs; displayed values and growth are calculated: The qualification notice establishes a commissioned yearbook scope including printing, binding and school delivery; it supplies no awarded value and is not used as a sales weight.
    - Evidence informing base-year allocation inputs; displayed values and growth are calculated: The yearbook qualification notice restricts supply to prequalified vendors while permitting school bulk orders and individual ordering. It supports separating commissioning authority from ultimate payment, but discloses no fulfilled-order value.
    - Evidence informing forecast-year allocation inputs; displayed values and growth are calculated: The yearbook qualification notice restricts supply to prequalified vendors while permitting school bulk orders and individual ordering. It supports separating commissioning authority from ultimate payment, but discloses no fulfilled-order value.
    - Evidence informing base-year allocation inputs; displayed values and growth are calculated: The individual-ordering option establishes an attribution uncertainty relevant to the modeled household portion; it does not establish the assumed xx.xx% proportion.
    - Evidence informing forecast-year allocation inputs; displayed values and growth are calculated: The individual-ordering option establishes an attribution uncertainty relevant to the modeled household portion; it does not establish the assumed xx.xx% proportion.

61. U.S. Census Bureau - 2022 Economic Census, Books Printing Questionnaire MC-32312
    - Evidence informing base-year allocation inputs; displayed values and growth are calculated: The official printing questionnaire supports the distinction between textbook and general-book production; recognition is not treated as a revenue weight.
    - Evidence informing forecast-year allocation inputs; displayed values and growth are calculated: The official printing questionnaire supports the distinction between textbook and general-book production; recognition is not treated as a revenue weight.
    - Evidence informing base-year allocation inputs; displayed values and growth are calculated: Recognized coloring-book output supports treating recreational activity commissions separately from institutional textbooks according to purpose.
    - Evidence informing forecast-year allocation inputs; displayed values and growth are calculated: Recognized coloring-book output supports treating recreational activity commissions separately from institutional textbooks according to purpose.
62. Press Information Bureau - Department of School Education & Literacy, Year End Review 2024
    - Evidence informing base-year allocation inputs; displayed values and growth are calculated: The government review describes substantial NCERT physical-textbook activity, independently qualifying the physical-availability premise without establishing attributable supplier revenue.
    - Evidence informing forecast-year allocation inputs; displayed values and growth are calculated: The government review describes substantial NCERT physical-textbook activity, independently qualifying the physical-availability premise without establishing attributable supplier revenue.
63. 2022 North American Industry Classification System - United States
    - Evidence informing base-year allocation inputs; displayed values and growth are calculated: Dedicated book-publishing activity is separated from institutional primary activities and printing without publishing, constraining the Publishing Organizations numerator.
    - Evidence informing forecast-year allocation inputs; displayed values and growth are calculated: Dedicated book-publishing activity is separated from institutional primary activities and printing without publishing, constraining the Publishing Organizations numerator.
64. U.S. Census Bureau - Books Printing: 2002
    - Evidence informing base-year allocation inputs; displayed values and growth are calculated: Table xx.xx reports 2002 U.S. books-printing contract-work costs of USD xx.xx and shipments of USD xx.xx. Their ratio supplies a dated manufacturing-subcontract proxy, held constant within the forecast component.
    - Evidence informing forecast-year allocation inputs; displayed values and growth are calculated: Table xx.xx reports 2002 U.S. books-printing contract-work costs of USD xx.xx and shipments of USD xx.xx. Their ratio supplies a dated manufacturing-subcontract proxy, held constant within the forecast component.
    - Evidence informing base-year allocation inputs; displayed values and growth are calculated: The historical subcontract-cost input constrains the modeled transfer from publisher-origin commissioning to performing suppliers, without adding another gross contract value.
    - Evidence informing forecast-year allocation inputs; displayed values and growth are calculated: The historical subcontract-cost input constrains the modeled transfer from publisher-origin commissioning to performing suppliers, without adding another gross contract value.
65. Samfine Creation Holdings Group Limited - Form 20-F for the year ended December 31, 2025
    - Evidence informing base-year allocation inputs; displayed values and growth are calculated: The company reports USD xx.xx of 2025 book-product revenue and principally serves book traders that secure printing contracts and outsource production. This is a supplier-specific quantitative role check, not a Global allocation weight.
    - Evidence informing forecast-year allocation inputs; displayed values and growth are calculated: The company reports USD xx.xx of 2025 book-product revenue and principally serves book traders that secure printing contracts and outsource production. This is a supplier-specific quantitative role check, not a Global allocation weight.

66. Ministry of Education - NCERT and Amazon Letter of Engagement, October 7, 2024
    - Evidence informing base-year allocation inputs; displayed values and growth are calculated: The October xx.xx 2024 announcement targeted xx.xx NCERT books for academic 2025-xx.xx. This is a planned institutional activity anchor; realization, eligible receipts and subsequent growth are modeled separately.
    - Evidence informing forecast-year allocation inputs; displayed values and growth are calculated: The October xx.xx 2024 announcement targeted xx.xx NCERT books for academic 2025-xx.xx. This is a planned institutional activity anchor; realization, eligible receipts and subsequent growth are modeled separately.
67. Bangladesh e-GP - NCTB/TEXTBOOK/2025, Package GD.102_SEC_8.031
    - Evidence informing base-year allocation inputs; displayed values and growth are calculated: The government-funded procurement plan specifies xx.xx academic-2025 textbook copies and an estimated BDT xx.xx for printing, binding and supply. It constrains commercial order scale and local unit-budget plausibility, not realized annual revenue.
    - Evidence informing forecast-year allocation inputs; displayed values and growth are calculated: The government-funded procurement plan specifies xx.xx academic-2025 textbook copies and an estimated BDT xx.xx for printing, binding and supply. It constrains commercial order scale and local unit-budget plausibility, not realized annual revenue.
68. Students suffer as NCTB fails to deliver books - The Daily Star, January 17, 2025
    - Evidence informing base-year allocation inputs; displayed values and growth are calculated: The January xx.xx 2025 report corroborates the dated approximately xx.xx-copy textbook target and early-year delivery disruption. Target realization and supplier receipts remain modeled.
69. Secondary-level students: A new year without full set of books for many - The Daily Star, December 28, 2025
    - Evidence informing forecast-year allocation inputs; displayed values and growth are calculated: The December xx.xx 2025 report corroborates the approximately xx.xx-copy academic-2026 target and continued delivery slippage. It informs a normalization assumption, not an observed 2032 share.
70. Business Books - Print Professional, Custom Corporate Books | Blurb
    - Evidence informing base-year allocation inputs; displayed values and growth are calculated: The business-book offering includes organizational presentation and corporate-gift applications. It establishes an in-scope commissioning proposition, not the modeled global copy quantity or spending.
    - Evidence informing forecast-year allocation inputs; displayed values and growth are calculated: The business-book offering includes organizational presentation and corporate-gift applications. It establishes an in-scope commissioning proposition, not the modeled global copy quantity or spending.
71. How to Use Lulu to Support Your Nonprofit | Lulu
    - Evidence informing base-year allocation inputs; displayed values and growth are calculated: The platform permits an organization or charity to receive creator proceeds. This supports excluding beneficiary-only arrangements from nonprofit commissioning; it does not measure nonprofit printing purchases.
    - Evidence informing forecast-year allocation inputs; displayed values and growth are calculated: The platform permits an organization or charity to receive creator proceeds. This supports excluding beneficiary-only arrangements from nonprofit commissioning; it does not measure nonprofit printing purchases.

72. News Corp - Form 10-K for the fiscal year ended June 30, 2025
    - Evidence informing base-year allocation inputs; displayed values and growth are calculated: Fiscal 2025 consumer backlist revenue of xx.xx% and digital revenue of xx.xx% anchor the assumed physical-backlist bridge and its forecast starting model.
    - Evidence informing forecast-year allocation inputs; displayed values and growth are calculated: Fiscal 2025 consumer backlist revenue of xx.xx% and digital revenue of xx.xx% anchor the assumed physical-backlist bridge and its forecast starting model.
    - Evidence informing base-year allocation inputs; displayed values and growth are calculated: The disclosed backlist mix constrains recurring-title demand; its division into replenishment and POD remains modeled.
    - Evidence informing forecast-year allocation inputs; displayed values and growth are calculated: The disclosed backlist mix constrains recurring-title demand; its division into replenishment and POD remains modeled.
    - Evidence informing base-year allocation inputs; displayed values and growth are calculated: The complementary frontlist population supports the launch-stock cohort after physical-format adjustments.
    - Evidence informing forecast-year allocation inputs; displayed values and growth are calculated: The complementary frontlist population supports the launch-stock cohort after physical-format adjustments.
73. News Corp - Form 10-K for the fiscal year ended June 30, 2026
    - Evidence informing forecast-year allocation inputs; displayed values and growth are calculated: Fiscal 2026 backlist revenue of xx.xx% and digital revenue of xx.xx% lower the forecast physical-backlist proxy instead of assuming continued backlist expansion.
    - Evidence informing forecast-year allocation inputs; displayed values and growth are calculated: The updated catalog mix changes the forecast population available for repeat inventory releases.
    - Evidence informing forecast-year allocation inputs; displayed values and growth are calculated: The updated frontlist/backlist bridge changes the forecast planned-production weight; no 2032 share is disclosed.
74. How Do Lulu Direct Orders Work?
    - Evidence informing base-year allocation inputs; displayed values and growth are calculated: Lulu describes printing after customer purchase and distinguishes production from subsequent shipment, supporting recipient-order attribution rather than technology-based classification.
    - Evidence informing forecast-year allocation inputs; displayed values and growth are calculated: Lulu describes printing after customer purchase and distinguishes production from subsequent shipment, supporting recipient-order attribution rather than technology-based classification.
    - Evidence informing base-year allocation inputs; displayed values and growth are calculated: No minimum order and one-copy ordering establish commercial feasibility, not the number or value of single-copy releases.
    - Evidence informing forecast-year allocation inputs; displayed values and growth are calculated: No minimum order and one-copy ordering establish commercial feasibility, not the number or value of single-copy releases.
    - Evidence informing base-year allocation inputs; displayed values and growth are calculated: One POD offering accepts hundreds of copies, independently challenging a POD-equals-single-copy allocation.
    - Evidence informing forecast-year allocation inputs; displayed values and growth are calculated: One POD offering accepts hundreds of copies, independently challenging a POD-equals-single-copy allocation.
    - Evidence informing base-year allocation inputs; displayed values and growth are calculated: Orders can extend into thousands within the same offering; the production trigger therefore does not uniquely identify the working run band.
    - Evidence informing forecast-year allocation inputs; displayed values and growth are calculated: Orders can extend into thousands within the same offering; the production trigger therefore does not uniquely identify the working run band.

75. Supply Chain - Clays
    - Evidence informing base-year allocation inputs; displayed values and growth are calculated: Clays describes differentiated backlist arrangements and stock visibility, supporting a separate inventory-replenishment cohort without establishing its numerical prevalence.
    - Evidence informing forecast-year allocation inputs; displayed values and growth are calculated: Clays describes differentiated backlist arrangements and stock visibility, supporting a separate inventory-replenishment cohort without establishing its numerical prevalence.
    - Evidence informing base-year allocation inputs; displayed values and growth are calculated: New-title consolidation and predictable annual backlist demand support retaining planned inventory commitments; short-run printing is explicitly not necessarily POD.
    - Evidence informing forecast-year allocation inputs; displayed values and growth are calculated: New-title consolidation and predictable annual backlist demand support retaining planned inventory commitments; short-run printing is explicitly not necessarily POD.
    - Evidence informing base-year allocation inputs; displayed values and growth are calculated: Clays explicitly distinguishes short-run work from POD, supporting category separation rather than a technological proxy for value share.
    - Evidence informing forecast-year allocation inputs; displayed values and growth are calculated: Clays explicitly distinguishes short-run work from POD, supporting category separation rather than a technological proxy for value share.
76. Smart Backlist Management: When to Hold and When to Print-on-Demand
    - Evidence informing base-year allocation inputs; displayed values and growth are calculated: Sheridan describes low-volume titles moving to POD while other titles retain inventory, supporting differentiated release-policy assumptions rather than a uniform backlist-to-POD conversion.
    - Evidence informing forecast-year allocation inputs; displayed values and growth are calculated: Sheridan describes low-volume titles moving to POD while other titles retain inventory, supporting differentiated release-policy assumptions rather than a uniform backlist-to-POD conversion.
    - Evidence informing base-year allocation inputs; displayed values and growth are calculated: A disclosed customer example uses a stock threshold to trigger a 2,000-copy replenishment order. It establishes the commercial mechanism, not a market-wide share.
    - Evidence informing forecast-year allocation inputs; displayed values and growth are calculated: A disclosed customer example uses a stock threshold to trigger a 2,000-copy replenishment order. It establishes the commercial mechanism, not a market-wide share.

77. Shortage of NCERT textbooks - Rajya Sabha Unstarred Question No. 1941, December 17, 2025
    - Evidence informing base-year allocation inputs; displayed values and growth are calculated: Advance enrollment-based forecasting, academic-session readiness and a fiscal 2025-xx.xx plan for approximately xx.xx textbooks support a substantial calendar-driven stock cohort. The target is not realized production.
    - Evidence informing forecast-year allocation inputs; displayed values and growth are calculated: Advance enrollment-based forecasting, academic-session readiness and a fiscal 2025-xx.xx plan for approximately xx.xx textbooks support a substantial calendar-driven stock cohort. The target is not realized production.
    - Evidence informing base-year allocation inputs; displayed values and growth are calculated: Phased supply and inventory monitoring support distinguishing ongoing availability obligations from individual-recipient POD, without quantifying replenishment's global prevalence.
    - Evidence informing forecast-year allocation inputs; displayed values and growth are calculated: Phased supply and inventory monitoring support distinguishing ongoing availability obligations from individual-recipient POD, without quantifying replenishment's global prevalence.
    - Evidence informing base-year allocation inputs; displayed values and growth are calculated: The official answer distinguishes printer empanelment from approximately xx.xx distribution vendors and describes planned fiscal 2025-xx.xx printing of approximately xx.xx textbooks. It supports commissioning-versus-distribution separation, not a realized monetary channel split.
    - Evidence informing forecast-year allocation inputs; displayed values and growth are calculated: The official answer distinguishes printer empanelment from approximately xx.xx distribution vendors and describes planned fiscal 2025-xx.xx printing of approximately xx.xx textbooks. It supports commissioning-versus-distribution separation, not a realized monetary channel split.
    - Evidence informing base-year allocation inputs; displayed values and growth are calculated: Phased textbook supply supports treating annual institutional quantities separately from production batches; it does not disclose the medium-run allocation.
    - Evidence informing forecast-year allocation inputs; displayed values and growth are calculated: Phased textbook supply supports treating annual institutional quantities separately from production batches; it does not disclose the medium-run allocation.
    - Evidence informing base-year allocation inputs; displayed values and growth are calculated: The December xx.xx 2025 answer identifies a xx.xx-million-copy FY2025-xx.xx printing decision versus approximately xx.xx in recent years, a counterforce to assuming rapid long-run disappearance. Planned copies are not realized service revenue.
    - Evidence informing forecast-year allocation inputs; displayed values and growth are calculated: The December xx.xx 2025 answer identifies a xx.xx-million-copy FY2025-xx.xx printing decision versus approximately xx.xx in recent years, a counterforce to assuming rapid long-run disappearance. Planned copies are not realized service revenue.
78. Fulfillment Fee - Lulu Direct
    - Evidence informing base-year allocation inputs; displayed values and growth are calculated: The September 2026 schedule lists USD xx.xx per order regardless of item count, supporting an order-frequency effect on associated-service value. It does not verify the assumed historical or forecast multiplier.
    - Evidence informing forecast-year allocation inputs; displayed values and growth are calculated: The September 2026 schedule lists USD xx.xx per order regardless of item count, supporting an order-frequency effect on associated-service value. It does not verify the assumed historical or forecast multiplier.

79. InnerWorkings, Inc. - Form 10-K for the year ended December 31, 2019
    - Evidence informing base-year allocation inputs; displayed values and growth are calculated: The 2019 filing reports USD xx.xx gross profit on USD xx.xx revenue and describes purchased-product and direct-service costs. Historical reported margins constrain the modeled xx.xx% retained-fee ratio; they do not directly measure book-channel share.
    - Evidence informing forecast-year allocation inputs; displayed values and growth are calculated: The 2019 filing reports USD xx.xx gross profit on USD xx.xx revenue and describes purchased-product and direct-service costs. Historical reported margins constrain the modeled xx.xx% retained-fee ratio; they do not directly measure book-channel share.
    - Evidence informing base-year allocation inputs; displayed values and growth are calculated: The procurement-service margin comparison supports the fee-to-managed-spending bridge underlying the direct-channel complement. Carrying the normalized ratio into 2032 is explicitly a forecast assumption.
    - Evidence informing forecast-year allocation inputs; displayed values and growth are calculated: The procurement-service margin comparison supports the fee-to-managed-spending bridge underlying the direct-channel complement. Carrying the normalized ratio into 2032 is explicitly a forecast assumption.
80. Simplified Purchase Agreement - U.S. Government Publishing Office
    - Evidence informing base-year allocation inputs; displayed values and growth are calculated: SPA permits agency awards directly to certified vendors for purchases up to USD xx.xx while GPO pays vendors and invoices agencies. This supports classifying by the contracting relationship rather than the invoice payer, not a numerical global weight.
    - Evidence informing forecast-year allocation inputs; displayed values and growth are calculated: SPA permits agency awards directly to certified vendors for purchases up to USD xx.xx while GPO pays vendors and invoices agencies. This supports classifying by the contracting relationship rather than the invoice payer, not a numerical global weight.
81. Global Print Services | China, Europe, SE Asia, USA & India
    - Evidence informing base-year allocation inputs; displayed values and growth are calculated: Imago describes sourcing suppliers and coordinating multiple manufacturers for book-related projects. Its cumulative customer relationships establish the offered intermediary role but are not annual revenue or allocation weights.
    - Evidence informing forecast-year allocation inputs; displayed values and growth are calculated: Imago describes sourcing suppliers and coordinating multiple manufacturers for book-related projects. Its cumulative customer relationships establish the offered intermediary role but are not annual revenue or allocation weights.
82. Lion Rock Group Limited - Annual Report 2025
    - Evidence informing base-year allocation inputs; displayed values and growth are calculated: Own-business 2025 turnover changes of minus xx.xx% for APOL and minus xx.xx% for Regent challenge uniform intermediary growth; Regent's non-book focus limits its relevance. These observations support avoiding an additional adoption uplift.
    - Evidence informing forecast-year allocation inputs; displayed values and growth are calculated: Own-business 2025 turnover changes of minus xx.xx% for APOL and minus xx.xx% for Regent challenge uniform intermediary growth; Regent's non-book focus limits its relevance. These observations support avoiding an additional adoption uplift.
    - Evidence informing base-year allocation inputs; displayed values and growth are calculated: Manufacturing turnover changes of minus xx.xx% at xx.xx Printing and plus xx.xx% at Papercraft demonstrate differing supplier trajectories rather than a simple common channel-growth pattern; these are not direct-contracting market shares.
    - Evidence informing forecast-year allocation inputs; displayed values and growth are calculated: Manufacturing turnover changes of minus xx.xx% at xx.xx Printing and plus xx.xx% at Papercraft demonstrate differing supplier trajectories rather than a simple common channel-growth pattern; these are not direct-contracting market shares.

83. Imprint Digital - Book Printing Prices UK

- Evidence informing base-year allocation inputs; displayed values and growth are calculated: The inspected schedule quotes GBP xx.xx at xx.xx copies for one paperback specification, supporting a relative-price input, not a historical global realization.
- Evidence informing forecast-year allocation inputs; displayed values and growth are calculated: The inspected schedule quotes GBP xx.xx at xx.xx copies for one paperback specification, supporting a relative-price input, not a historical global realization.
- Evidence informing base-year allocation inputs; displayed values and growth are calculated: GBP xx.xx at xx.xx copies supplies the medium-run reference index; format and delivery differences require separate treatment.
- Evidence informing forecast-year allocation inputs; displayed values and growth are calculated: GBP xx.xx at xx.xx copies supplies the medium-run reference index; format and delivery differences require separate treatment.
- Evidence informing base-year allocation inputs; displayed values and growth are calculated: The quantity-price curve anchors the reference from which the long-run discount is assumed; no long-run price or future share is disclosed.
- Evidence informing forecast-year allocation inputs; displayed values and growth are calculated: The quantity-price curve anchors the reference from which the long-run discount is assumed; no long-run price or future share is disclosed.

84. Print Options

- Evidence informing base-year allocation inputs; displayed values and growth are calculated: KDP distinguishes black-and-white from color records and locks ink type after publication. These platform-specific conditions qualify switching assumptions, not market weights. ([kdp.amazon.com](https://kdp.amazon.com/en_US/help/topic/G201834180))
- Evidence informing forecast-year allocation inputs; displayed values and growth are calculated: KDP distinguishes black-and-white from color records and locks ink type after publication. These platform-specific conditions qualify switching assumptions, not market weights. ([kdp.amazon.com](https://kdp.amazon.com/en_US/help/topic/G201834180))
- Evidence informing base-year allocation inputs; displayed values and growth are calculated: The displayed platform menu does not establish designated spot-color availability or sales; a general color option is not used as evidence of spot-color demand. ([kdp.amazon.com](https://kdp.amazon.com/en_US/help/topic/G201834180))
- Evidence informing forecast-year allocation inputs; displayed values and growth are calculated: The displayed platform menu does not establish designated spot-color availability or sales; a general color option is not used as evidence of spot-color demand. ([kdp.amazon.com](https://kdp.amazon.com/en_US/help/topic/G201834180))
- Evidence informing base-year allocation inputs; displayed values and growth are calculated: Standard color is unavailable for hardcover, but premium color is available. Both process-color tiers belong within the modeled Full-Color Interiors category. ([kdp.amazon.com](https://kdp.amazon.com/en_US/help/topic/G201834180))
- Evidence informing forecast-year allocation inputs; displayed values and growth are calculated: Standard color is unavailable for hardcover, but premium color is available. Both process-color tiers belong within the modeled Full-Color Interiors category. ([kdp.amazon.com](https://kdp.amazon.com/en_US/help/topic/G201834180))

85. Synthèse des chiffres de l'édition jeunesse 2024-2025

- Evidence informing base-year allocation inputs; displayed values and growth are calculated: The primary French publishing survey reports a xx.xx% decline in illustrated early-childhood volumes and a xx.xx% decline in youth-fiction volumes in 2024. These differing outcomes challenge an aggressive universal color-growth assumption. ([sne.fr](https://www.sne.fr/actu/synthese-des-chiffres-de-ledition-jeunesse-2024-2025/))
- Evidence informing forecast-year allocation inputs; displayed values and growth are calculated: The primary French publishing survey reports a xx.xx% decline in illustrated early-childhood volumes and a xx.xx% decline in youth-fiction volumes in 2024. These differing outcomes challenge an aggressive universal color-growth assumption. ([sne.fr](https://www.sne.fr/actu/synthese-des-chiffres-de-ledition-jeunesse-2024-2025/))

19.5. ASEAN

Table 454. ASEAN Book Printing & Packaging Services Market, by Country growth contribution, 2025-2032

Category	2025 value (USD Million)	2032 value (USD Million)	Added value (USD Million)	2025 share (%)	2032 share (%)	Change (pp)	Growth share (%)	CAGR (%)
Brunei	xx.xx	xx.xx	xx.xx	xx.xx	xx.xx	xx.xx	xx.xx	xx.xx
Cambodia	xx.xx	xx.xx	xx.xx	xx.xx	xx.xx	xx.xx	xx.xx	xx.xx
Indonesia	xx.xx	xx.xx	xx.xx	xx.xx	xx.xx	xx.xx	xx.xx	xx.xx
Lao People's Democratic Republic	xx.xx	xx.xx	xx.xx	xx.xx	xx.xx	xx.xx	xx.xx	xx.xx
Malaysia	xx.xx	xx.xx	xx.xx	xx.xx	xx.xx	xx.xx	xx.xx	xx.xx
Myanmar	xx.xx	xx.xx	xx.xx	xx.xx	xx.xx	xx.xx	xx.xx	xx.xx
Philippines	xx.xx	xx.xx	xx.xx	xx.xx	xx.xx	xx.xx	xx.xx	xx.xx
Singapore	xx.xx	xx.xx	xx.xx	xx.xx	xx.xx	xx.xx	xx.xx	xx.xx
Thailand	xx.xx	xx.xx	xx.xx	xx.xx	xx.xx	xx.xx	xx.xx	xx.xx
Vietnam	xx.xx	xx.xx	xx.xx	xx.xx	xx.xx	xx.xx	xx.xx	xx.xx
Scope total	**xx.xx**	**xx.xx**	**xx.xx**	**xx.xx**	**xx.xx**	**xx.xx**	**xx.xx**	**xx.xx**

Table 455. ASEAN Book Printing & Packaging Services Market Size, by Group, 2017-2040 (USD Million)

Group	2017	2024	2025	2026	2027	2032	2040	CAGR (%)
Brunei	xx.xx	xx.xx	xx.xx	xx.xx	xx.xx	xx.xx	xx.xx	xx.xx
Cambodia	xx.xx	xx.xx	xx.xx	xx.xx	xx.xx	xx.xx	xx.xx	xx.xx
Indonesia	xx.xx	xx.xx	xx.xx	xx.xx	xx.xx	xx.xx	xx.xx	xx.xx
Lao People's Democratic Republic	xx.xx	xx.xx	xx.xx	xx.xx	xx.xx	xx.xx	xx.xx	xx.xx
Malaysia	xx.xx	xx.xx	xx.xx	xx.xx	xx.xx	xx.xx	xx.xx	xx.xx
Myanmar	xx.xx	xx.xx	xx.xx	xx.xx	xx.xx	xx.xx	xx.xx	xx.xx
Philippines	xx.xx	xx.xx	xx.xx	xx.xx	xx.xx	xx.xx	xx.xx	xx.xx
Singapore	xx.xx	xx.xx	xx.xx	xx.xx	xx.xx	xx.xx	xx.xx	xx.xx
Thailand	xx.xx	xx.xx	xx.xx	xx.xx	xx.xx	xx.xx	xx.xx	xx.xx
Vietnam	xx.xx	xx.xx	xx.xx	xx.xx	xx.xx	xx.xx	xx.xx	xx.xx

Table 456. ASEAN Book Printing & Packaging Services Market Size, by Service Offering, 2017-2040 (USD Million)

Service Offering	2017	2024	2025	2026	2027	2032	2040	CAGR (%)
Book Packaging Production	xx.xx	xx.xx	xx.xx	xx.xx	xx.xx	xx.xx	xx.xx	xx.xx
Book Packing & Kitting	xx.xx	xx.xx	xx.xx	xx.xx	xx.xx	xx.xx	xx.xx	xx.xx
Book Printing	xx.xx	xx.xx	xx.xx	xx.xx	xx.xx	xx.xx	xx.xx	xx.xx
Bookbinding & Finishing	xx.xx	xx.xx	xx.xx	xx.xx	xx.xx	xx.xx	xx.xx	xx.xx
Prepress Services	xx.xx	xx.xx	xx.xx	xx.xx	xx.xx	xx.xx	xx.xx	xx.xx
Print Production Management	xx.xx	xx.xx	xx.xx	xx.xx	xx.xx	xx.xx	xx.xx	xx.xx
Production-Linked Fulfillment	xx.xx	xx.xx	xx.xx	xx.xx	xx.xx	xx.xx	xx.xx	xx.xx
Total	**xx.xx**	**xx.xx**	**xx.xx**	**xx.xx**	**xx.xx**	**xx.xx**	**xx.xx**	**xx.xx**

Table 457. ASEAN Book Printing & Packaging Services Market Size, by Book Format, 2017-2040 (USD Million)

Book Format	2017	2024	2025	2026	2027	2032	2040	CAGR (%)
Accordion-Fold Books	xx.xx	xx.xx	xx.xx	xx.xx	xx.xx	xx.xx	xx.xx	xx.xx
Bath Books	xx.xx	xx.xx	xx.xx	xx.xx	xx.xx	xx.xx	xx.xx	xx.xx
Board Books	xx.xx	xx.xx	xx.xx	xx.xx	xx.xx	xx.xx	xx.xx	xx.xx
Foam Books	xx.xx	xx.xx	xx.xx	xx.xx	xx.xx	xx.xx	xx.xx	xx.xx
Hardcover Books	xx.xx	xx.xx	xx.xx	xx.xx	xx.xx	xx.xx	xx.xx	xx.xx
Loose-Leaf Books	xx.xx	xx.xx	xx.xx	xx.xx	xx.xx	xx.xx	xx.xx	xx.xx
Paperback & Softcover Books	xx.xx	xx.xx	xx.xx	xx.xx	xx.xx	xx.xx	xx.xx	xx.xx
Saddle-Stitched Booklets	xx.xx	xx.xx	xx.xx	xx.xx	xx.xx	xx.xx	xx.xx	xx.xx
Slide-Bound Books	xx.xx	xx.xx	xx.xx	xx.xx	xx.xx	xx.xx	xx.xx	xx.xx
Textile Books	xx.xx	xx.xx	xx.xx	xx.xx	xx.xx	xx.xx	xx.xx	xx.xx
Wire, Coil & Comb-Bound Books	xx.xx	xx.xx	xx.xx	xx.xx	xx.xx	xx.xx	xx.xx	xx.xx
Total	**xx.xx**	**xx.xx**	**xx.xx**	**xx.xx**	**xx.xx**	**xx.xx**	**xx.xx**	**xx.xx**

Table 458. ASEAN Book Printing & Packaging Services Market Size, by Packaging Format, 2017-2040 (USD Million)

Packaging Format	2017	2024	2025	2026	2027	2032	2040	CAGR (%)
Bags & Pouches	xx.xx	xx.xx	xx.xx	xx.xx	xx.xx	xx.xx	xx.xx	xx.xx
Blister & Clamshell Packs	xx.xx	xx.xx	xx.xx	xx.xx	xx.xx	xx.xx	xx.xx	xx.xx
Boxes & Lidded Cases	xx.xx	xx.xx	xx.xx	xx.xx	xx.xx	xx.xx	xx.xx	xx.xx
Envelopes, Wallets & Folders	xx.xx	xx.xx	xx.xx	xx.xx	xx.xx	xx.xx	xx.xx	xx.xx
Film & Paper Wraps	xx.xx	xx.xx	xx.xx	xx.xx	xx.xx	xx.xx	xx.xx	xx.xx
Protective Inserts & Cushioning	xx.xx	xx.xx	xx.xx	xx.xx	xx.xx	xx.xx	xx.xx	xx.xx
Seals & Strapping	xx.xx	xx.xx	xx.xx	xx.xx	xx.xx	xx.xx	xx.xx	xx.xx
Sleeves & Wraparound Bands	xx.xx	xx.xx	xx.xx	xx.xx	xx.xx	xx.xx	xx.xx	xx.xx
Slipcases	xx.xx	xx.xx	xx.xx	xx.xx	xx.xx	xx.xx	xx.xx	xx.xx
Others	xx.xx	xx.xx	xx.xx	xx.xx	xx.xx	xx.xx	xx.xx	xx.xx
Total	**xx.xx**	**xx.xx**	**xx.xx**	**xx.xx**	**xx.xx**	**xx.xx**	**xx.xx**	**xx.xx**

Table 459. ASEAN Book Printing & Packaging Services Market Size, by Printing Technology, 2017-2040 (USD Million)

Printing Technology	2017	2024	2025	2026	2027	2032	2040	CAGR (%)
Braille Embossing	xx.xx	xx.xx	xx.xx	xx.xx	xx.xx	xx.xx	xx.xx	xx.xx
Digital Printing	xx.xx	xx.xx	xx.xx	xx.xx	xx.xx	xx.xx	xx.xx	xx.xx
Flexographic Printing	xx.xx	xx.xx	xx.xx	xx.xx	xx.xx	xx.xx	xx.xx	xx.xx
Gravure Printing	xx.xx	xx.xx	xx.xx	xx.xx	xx.xx	xx.xx	xx.xx	xx.xx
Letterpress Printing	xx.xx	xx.xx	xx.xx	xx.xx	xx.xx	xx.xx	xx.xx	xx.xx
Offset Lithography	xx.xx	xx.xx	xx.xx	xx.xx	xx.xx	xx.xx	xx.xx	xx.xx
Screen Printing	xx.xx	xx.xx	xx.xx	xx.xx	xx.xx	xx.xx	xx.xx	xx.xx
Silver-Halide Photographic Printing	xx.xx	xx.xx	xx.xx	xx.xx	xx.xx	xx.xx	xx.xx	xx.xx
Stencil Duplicator Printing	xx.xx	xx.xx	xx.xx	xx.xx	xx.xx	xx.xx	xx.xx	xx.xx
Others	xx.xx	xx.xx	xx.xx	xx.xx	xx.xx	xx.xx	xx.xx	xx.xx
Total	**xx.xx**	**xx.xx**	**xx.xx**	**xx.xx**	**xx.xx**	**xx.xx**	**xx.xx**	**xx.xx**

Table 460. ASEAN Book Printing & Packaging Services Market Size, by Offset Lithography, 2017-2040 (USD Million)

Offset Lithography	2017	2024	2025	2026	2027	2032	2040	CAGR (%)
Sheetfed Offset Printing	xx.xx	xx.xx	xx.xx	xx.xx	xx.xx	xx.xx	xx.xx	xx.xx
Web Offset Printing	xx.xx	xx.xx	xx.xx	xx.xx	xx.xx	xx.xx	xx.xx	xx.xx
Total	**xx.xx**	**xx.xx**	**xx.xx**	**xx.xx**	**xx.xx**	**xx.xx**	**xx.xx**	**xx.xx**

Table 461. ASEAN Book Printing & Packaging Services Market Size, by Digital Printing, 2017-2040 (USD Million)

Digital Printing	2017	2024	2025	2026	2027	2032	2040	CAGR (%)
Electrophotographic Printing	xx.xx	xx.xx	xx.xx	xx.xx	xx.xx	xx.xx	xx.xx	xx.xx
Inkjet Printing	xx.xx	xx.xx	xx.xx	xx.xx	xx.xx	xx.xx	xx.xx	xx.xx
Thermal Printing	xx.xx	xx.xx	xx.xx	xx.xx	xx.xx	xx.xx	xx.xx	xx.xx
Total	**xx.xx**	**xx.xx**	**xx.xx**	**xx.xx**	**xx.xx**	**xx.xx**	**xx.xx**	**xx.xx**

Table 462. ASEAN Book Printing & Packaging Services Market Size, by Publication Application, 2017-2040 (USD Million)

Publication Application	2017	2024	2025	2026	2027	2032	2040	CAGR (%)
Activity & Puzzle Books	xx.xx	xx.xx	xx.xx	xx.xx	xx.xx	xx.xx	xx.xx	xx.xx
Art & Photography Books	xx.xx	xx.xx	xx.xx	xx.xx	xx.xx	xx.xx	xx.xx	xx.xx
Commemorative & Personal Books	xx.xx	xx.xx	xx.xx	xx.xx	xx.xx	xx.xx	xx.xx	xx.xx
Educational & Training Books	xx.xx	xx.xx	xx.xx	xx.xx	xx.xx	xx.xx	xx.xx	xx.xx
General-Interest Books	xx.xx	xx.xx	xx.xx	xx.xx	xx.xx	xx.xx	xx.xx	xx.xx
Institutional & Corporate Books	xx.xx	xx.xx	xx.xx	xx.xx	xx.xx	xx.xx	xx.xx	xx.xx
Music Books & Scores	xx.xx	xx.xx	xx.xx	xx.xx	xx.xx	xx.xx	xx.xx	xx.xx
Religious & Devotional Books	xx.xx	xx.xx	xx.xx	xx.xx	xx.xx	xx.xx	xx.xx	xx.xx
Scholarly & Professional Books	xx.xx	xx.xx	xx.xx	xx.xx	xx.xx	xx.xx	xx.xx	xx.xx
Total	**xx.xx**	**xx.xx**	**xx.xx**	**xx.xx**	**xx.xx**	**xx.xx**	**xx.xx**	**xx.xx**

Table 463. ASEAN Book Printing & Packaging Services Market Size, by Educational & Training Books, 2017-2040 (USD Million)

Educational & Training Books	2017	2024	2025	2026	2027	2032	2040	CAGR (%)
Higher Education Textbooks	xx.xx	xx.xx	xx.xx	xx.xx	xx.xx	xx.xx	xx.xx	xx.xx
School Textbooks & Workbooks	xx.xx	xx.xx	xx.xx	xx.xx	xx.xx	xx.xx	xx.xx	xx.xx
Vocational & Continuing Education Books	xx.xx	xx.xx	xx.xx	xx.xx	xx.xx	xx.xx	xx.xx	xx.xx
Total	**xx.xx**	**xx.xx**	**xx.xx**	**xx.xx**	**xx.xx**	**xx.xx**	**xx.xx**	**xx.xx**

Table 464. ASEAN Book Printing & Packaging Services Market Size, by Commemorative & Personal Books, 2017-2040 (USD Million)

Commemorative & Personal Books	2017	2024	2025	2026	2027	2032	2040	CAGR (%)
Personal Photo & Memory Books	xx.xx	xx.xx	xx.xx	xx.xx	xx.xx	xx.xx	xx.xx	xx.xx
Yearbooks & Organizational Commemoratives	xx.xx	xx.xx	xx.xx	xx.xx	xx.xx	xx.xx	xx.xx	xx.xx
Total	**xx.xx**	**xx.xx**	**xx.xx**	**xx.xx**	**xx.xx**	**xx.xx**	**xx.xx**	**xx.xx**

Table 465. ASEAN Book Printing & Packaging Services Market Size, by Scholarly & Professional Books, 2017-2040 (USD Million)

Scholarly & Professional Books	2017	2024	2025	2026	2027	2032	2040	CAGR (%)
Professional & Technical Reference Books	xx.xx	xx.xx	xx.xx	xx.xx	xx.xx	xx.xx	xx.xx	xx.xx
Scholarly Research Books	xx.xx	xx.xx	xx.xx	xx.xx	xx.xx	xx.xx	xx.xx	xx.xx
Total	**xx.xx**	**xx.xx**	**xx.xx**	**xx.xx**	**xx.xx**	**xx.xx**	**xx.xx**	**xx.xx**

Table 466. ASEAN Book Printing & Packaging Services Market Size, by Buyer Type, 2017-2040 (USD Million)

Buyer Type	2017	2024	2025	2026	2027	2032	2040	CAGR (%)
Corporate & Commercial Buyers	xx.xx	xx.xx	xx.xx	xx.xx	xx.xx	xx.xx	xx.xx	xx.xx
Educational & Research Institutions	xx.xx	xx.xx	xx.xx	xx.xx	xx.xx	xx.xx	xx.xx	xx.xx
Government & Intergovernmental Bodies	xx.xx	xx.xx	xx.xx	xx.xx	xx.xx	xx.xx	xx.xx	xx.xx
Nonprofit & Membership Organizations	xx.xx	xx.xx	xx.xx	xx.xx	xx.xx	xx.xx	xx.xx	xx.xx
Print & Production Service Providers	xx.xx	xx.xx	xx.xx	xx.xx	xx.xx	xx.xx	xx.xx	xx.xx
Private Individuals & Households	xx.xx	xx.xx	xx.xx	xx.xx	xx.xx	xx.xx	xx.xx	xx.xx
Publishing Organizations	xx.xx	xx.xx	xx.xx	xx.xx	xx.xx	xx.xx	xx.xx	xx.xx
Self-Publishing Authors & Creators	xx.xx	xx.xx	xx.xx	xx.xx	xx.xx	xx.xx	xx.xx	xx.xx
Total	**xx.xx**	**xx.xx**	**xx.xx**	**xx.xx**	**xx.xx**	**xx.xx**	**xx.xx**	**xx.xx**

Table 467. ASEAN Book Printing & Packaging Services Market Size, by Production Model, 2017-2040 (USD Million)

Production Model	2017	2024	2025	2026	2027	2032	2040	CAGR (%)
Planned Stock Production	xx.xx	xx.xx	xx.xx	xx.xx	xx.xx	xx.xx	xx.xx	xx.xx
Print-on-Demand	xx.xx	xx.xx	xx.xx	xx.xx	xx.xx	xx.xx	xx.xx	xx.xx
Stock Replenishment	xx.xx	xx.xx	xx.xx	xx.xx	xx.xx	xx.xx	xx.xx	xx.xx
Total	**xx.xx**	**xx.xx**	**xx.xx**	**xx.xx**	**xx.xx**	**xx.xx**	**xx.xx**	**xx.xx**

Table 468. ASEAN Book Printing & Packaging Services Market Size, by Fulfillment Model, 2017-2040 (USD Million)

Fulfillment Model	2017	2024	2025	2026	2027	2032	2040	CAGR (%)
Consolidated Handoff	xx.xx	xx.xx	xx.xx	xx.xx	xx.xx	xx.xx	xx.xx	xx.xx
Distribution-List Delivery	xx.xx	xx.xx	xx.xx	xx.xx	xx.xx	xx.xx	xx.xx	xx.xx
Order-Level Fulfillment	xx.xx	xx.xx	xx.xx	xx.xx	xx.xx	xx.xx	xx.xx	xx.xx
Total	**xx.xx**	**xx.xx**	**xx.xx**	**xx.xx**	**xx.xx**	**xx.xx**	**xx.xx**	**xx.xx**

Table 469. ASEAN Book Printing & Packaging Services Market Size, by Procurement Channel, 2017-2040 (USD Million)

Procurement Channel	2017	2024	2025	2026	2027	2032	2040	CAGR (%)
Direct Provider Contracting	xx.xx	xx.xx	xx.xx	xx.xx	xx.xx	xx.xx	xx.xx	xx.xx
Intermediary-Led Contracting	xx.xx	xx.xx	xx.xx	xx.xx	xx.xx	xx.xx	xx.xx	xx.xx
Total	**xx.xx**	**xx.xx**	**xx.xx**	**xx.xx**	**xx.xx**	**xx.xx**	**xx.xx**	**xx.xx**

Table 470. ASEAN Book Printing & Packaging Services Market Size, by Print Run Length, 2017-2040 (USD Million)

Print Run Length	2017	2024	2025	2026	2027	2032	2040	CAGR (%)
Long Runs	xx.xx	xx.xx	xx.xx	xx.xx	xx.xx	xx.xx	xx.xx	xx.xx
Medium Runs	xx.xx	xx.xx	xx.xx	xx.xx	xx.xx	xx.xx	xx.xx	xx.xx
Short Runs	xx.xx	xx.xx	xx.xx	xx.xx	xx.xx	xx.xx	xx.xx	xx.xx
Single-Copy Runs	xx.xx	xx.xx	xx.xx	xx.xx	xx.xx	xx.xx	xx.xx	xx.xx
Total	**xx.xx**	**xx.xx**	**xx.xx**	**xx.xx**	**xx.xx**	**xx.xx**	**xx.xx**	**xx.xx**

Table 471. ASEAN Book Printing & Packaging Services Market Size, by Interior Color, 2017-2040 (USD Million)

Interior Color	2017	2024	2025	2026	2027	2032	2040	CAGR (%)
Black-and-White Interiors	xx.xx	xx.xx	xx.xx	xx.xx	xx.xx	xx.xx	xx.xx	xx.xx
Full-Color Interiors	xx.xx	xx.xx	xx.xx	xx.xx	xx.xx	xx.xx	xx.xx	xx.xx
Spot-Color Interiors	xx.xx	xx.xx	xx.xx	xx.xx	xx.xx	xx.xx	xx.xx	xx.xx
Total	**xx.xx**	**xx.xx**	**xx.xx**	**xx.xx**	**xx.xx**	**xx.xx**	**xx.xx**	**xx.xx**

Sources & Evidence

1. European Book Publishing Statistics 2024

   · Evidence informing the 2024 market-value input; displayed series and growth include calculations: European publishers reported approximately EUR xx.xx of net book-sales revenue in 2024. The disclosed ebook and audiobook proportions inform the modeled xx.xx% physical-book revenue proportion; publisher revenue is an input, not printing-service revenue.

   · Evidence informing the 2025 market-value input; displayed series and growth include calculations: The 2024 publisher-revenue and format observations provide the European demand input carried into the 2025 estimate.

2. The Global Publishing Industry in 2022

- Evidence informing the 2024 market-value input; displayed series and growth include calculations: Table xx.xx supplies country-level publishing revenues and identifies differences between retail-value, publisher-revenue, print-only and prior-year observations. Selected non-European country observations are adjusted for physical formats and period before estimating production spending.
- Evidence informing the 2025 market-value input; displayed series and growth include calculations: The selected country observations contribute to the demand pool underlying the 2025 working estimate. Nielsen retail datasets elsewhere in the publication are not used.
- Evidence informing base-year allocation inputs; displayed values and growth are calculated: Primary survey sector differences constrain the education-adjusted hardcover proxy.
- Evidence informing forecast-year allocation inputs; displayed values and growth are calculated: Primary survey sector differences constrain the education-adjusted hardcover proxy.
- Evidence informing base-year allocation inputs; displayed values and growth are calculated: Educational/trade differences qualify extrapolation of U.S. consumer-format revenue.
- Evidence informing forecast-year allocation inputs; displayed values and growth are calculated: Educational/trade differences qualify extrapolation of U.S. consumer-format revenue.
- Evidence informing base-year allocation inputs; displayed values and growth are calculated: USD xx.xx of surveyed children's publishing revenue anchors the modeled specialty demand pool, not supplier receipts.
- Evidence informing forecast-year allocation inputs; displayed values and growth are calculated: USD xx.xx of surveyed children's publishing revenue anchors the modeled specialty demand pool, not supplier receipts.
- Evidence informing base-year allocation inputs; displayed values and growth are calculated: Sector data constrain the commissioning-pool proxy; mechanical incidence remains assumed.
- Evidence informing forecast-year allocation inputs; displayed values and growth are calculated: Sector data constrain the commissioning-pool proxy; mechanical incidence remains assumed.
- Evidence informing base-year allocation inputs; displayed values and growth are calculated: Educational demand supplies a common economic anchor; loose-leaf incidence remains modeled.
- Evidence informing forecast-year allocation inputs; displayed values and growth are calculated: Educational demand supplies a common economic anchor; loose-leaf incidence remains modeled.
- Evidence informing base-year allocation inputs; displayed values and growth are calculated: Sector observations constrain the educational short-book commissioning pool.
- Evidence informing forecast-year allocation inputs; displayed values and growth are calculated: Sector observations constrain the educational short-book commissioning pool.
- Evidence informing base-year allocation inputs; displayed values and growth are calculated: The commissioning-pool anchor supports an explicit sparse-format incidence model.
- Evidence informing forecast-year allocation inputs; displayed values and growth are calculated: The commissioning-pool anchor supports an explicit sparse-format incidence model.
- Evidence informing base-year allocation inputs; displayed values and growth are calculated: Children's demand anchors the accordion working estimate, not observed accordion orders.
- Evidence informing forecast-year allocation inputs; displayed values and growth are calculated: Children's demand anchors the accordion working estimate, not observed accordion orders.
- Evidence informing base-year allocation inputs; displayed values and growth are calculated: Children's demand anchors assumed textile-book order incidence.
- Evidence informing forecast-year allocation inputs; displayed values and growth are calculated: Children's demand anchors assumed textile-book order incidence.
- Evidence informing base-year allocation inputs; displayed values and growth are calculated: Children's demand anchors assumed bath-book order incidence.
- Evidence informing forecast-year allocation inputs; displayed values and growth are calculated: Children's demand anchors assumed bath-book order incidence.
- Evidence informing base-year allocation inputs; displayed values and growth are calculated: Children's demand anchors assumed foam-book order incidence.
- Evidence informing forecast-year allocation inputs; displayed values and growth are calculated: Children's demand anchors assumed foam-book order incidence.
- Evidence informing base-year allocation inputs; displayed values and growth are calculated: The original publishing survey documents country-level trade/education revenue differences used to constrain the modeled physical-publishing mix; it does not directly measure service shares.
- Evidence informing forecast-year allocation inputs; displayed values and growth are calculated: The original publishing survey documents country-level trade/education revenue differences used to constrain the modeled physical-publishing mix; it does not directly measure service shares.

3. 2024 年新闻出版统计公报

- Evidence informing the 2024 market-value input; displayed series and growth include calculations: For 2024, the official table reports xx.xx book copies or sheets and CNY xx.xx of book-publishing revenue. These constrain the demand bridge and historical contraction, rather than directly measuring printing-service sales.
- Evidence informing the 2025 market-value input; displayed series and growth include calculations: The 2024 book-publishing observation supplies the Chinese demand primitive for the 2025 model.
- Evidence informing base-year allocation inputs; displayed values and growth are calculated: Official 2024 output of xx.xx copies/sheets constrains total modeled publisher activity; it does not disclose single-copy production.
- Evidence informing forecast-year allocation inputs; displayed values and growth are calculated: Official 2024 output of xx.xx copies/sheets constrains total modeled publisher activity; it does not disclose single-copy production.
- Evidence informing base-year allocation inputs; displayed values and growth are calculated: Aggregate copies and annual title output constrain the shared activity model, not an observed short-run share.
- Evidence informing forecast-year allocation inputs; displayed values and growth are calculated: Aggregate copies and annual title output constrain the shared activity model, not an observed short-run share.
- Evidence informing base-year allocation inputs; displayed values and growth are calculated: Aggregate production provides a scale check for the medium-run assumption; annual copies per title are not individual batches.
- Evidence informing forecast-year allocation inputs; displayed values and growth are calculated: Aggregate production provides a scale check for the medium-run assumption; annual copies per title are not individual batches.
- Evidence informing base-year allocation inputs; displayed values and growth are calculated: Approximately xx.xx annual copies per title constrain the long-run scenario without proving its batch mix or forecast.
- Evidence informing forecast-year allocation inputs; displayed values and growth are calculated: Approximately xx.xx annual copies per title constrain the long-run scenario without proving its batch mix or forecast.

4. Foreign Exchange Rates - G.5A Annual, January 5, 2026

- Evidence informing the 2024 market-value input; displayed series and growth include calculations: The official 2024 annual-average conversion inputs are USD xx.xx per EUR, CNY xx.xx per USD and CAD xx.xx per USD.
- Evidence informing the 2025 market-value input; displayed series and growth include calculations: The exchange-rate table establishes the conversion basis of the preceding-year demand inputs used in the 2025 estimate; subsequent effective-USD price assumptions are modeled separately.

5. Book publishing industry, 2024 - Statistics Canada
   - Evidence informing the 2024 market-value input; displayed series and growth include calculations: Canadian publishers reported CAD xx.xx of print sales outside the online category and CAD xx.xx of online print sales in 2024. Their sum, rather than total operating revenue, supplies the physical-book demand input.
   - Evidence informing the 2025 market-value input; displayed series and growth include calculations: Reported cost of goods sold of CAD xx.xx, up CAD xx.xx from 2022, supplies a cost-pressure cross-check, not a directly attributable printing-services total.
   - Evidence informing base-year allocation inputs; displayed values and growth are calculated: Canadian online versus other print-sales values constrain parcel exposure, with explicit value-to-unit and geographic limitations.
   - Evidence informing forecast-year allocation inputs; displayed values and growth are calculated: Canadian online versus other print-sales values constrain parcel exposure, with explicit value-to-unit and geographic limitations.
   - Evidence informing base-year allocation inputs; displayed values and growth are calculated: The print-channel value mix supplies a limited parcel-demand proxy, not observed envelope purchases.
   - Evidence informing forecast-year allocation inputs; displayed values and growth are calculated: The print-channel value mix supplies a limited parcel-demand proxy, not observed envelope purchases.
   - Evidence informing base-year allocation inputs; displayed values and growth are calculated: The print-channel value mix supplies a limited parcel-demand proxy, not observed bag purchases.
   - Evidence informing forecast-year allocation inputs; displayed values and growth are calculated: The print-channel value mix supplies a limited parcel-demand proxy, not observed bag purchases.
   - Evidence informing base-year allocation inputs; displayed values and growth are calculated: Modest observed online-print growth qualifies aggressive parcel-related wrapping assumptions.
   - Evidence informing forecast-year allocation inputs; displayed values and growth are calculated: Modest observed online-print growth qualifies aggressive parcel-related wrapping assumptions.
   - Evidence informing base-year allocation inputs; displayed values and growth are calculated: Channel activity constrains the modeled delivery-pack population requiring separate protection.
   - Evidence informing forecast-year allocation inputs; displayed values and growth are calculated: Channel activity constrains the modeled delivery-pack population requiring separate protection.
   - Evidence informing base-year allocation inputs; displayed values and growth are calculated: Channel activity constrains the modeled delivery-pack population requiring closures.
   - Evidence informing forecast-year allocation inputs; displayed values and growth are calculated: Channel activity constrains the modeled delivery-pack population requiring closures.
6. U.S. Census Bureau - Books Printing: Shipments, annual table
   - Evidence informing the 2017 market-value input; displayed series and growth include calculations: U.S. books-printing shipments were USD xx.xx in 2017; this is a national production anchor for the historical model.
   - Evidence informing the 2018 market-value input; displayed series and growth include calculations: U.S. books-printing shipments were USD xx.xx in 2018.
   - Evidence informing the 2019 market-value input; displayed series and growth include calculations: U.S. books-printing shipments were USD xx.xx in 2019.
   - Evidence informing the 2020 market-value input; displayed series and growth include calculations: U.S. books-printing shipments were USD xx.xx in 2020.
   - Evidence informing the 2021 market-value input; displayed series and growth include calculations: U.S. books-printing shipments were USD xx.xx in 2021.
   - Evidence informing the 2022 market-value input; displayed series and growth include calculations: U.S. books-printing shipments were USD xx.xx in 2022.
   - Evidence informing the 2024 market-value input; displayed series and growth include calculations: U.S. books-printing shipments were USD xx.xx in 2024. This national industrial measure is narrower than the composite global service boundary.

7. U.S. Census Bureau - Book Publishers, All Establishments: Revenue, annual table
   - Evidence informing the 2024 market-value input; displayed series and growth include calculations: The Census annual series reports USD xx.xx of U.S. book-publisher revenue for 2024. A modeled xx.xx% physical-book proportion excludes digital and other adjacent receipts.
   - Evidence informing the 2025 market-value input; displayed series and growth include calculations: The 2024 Census observation replaces an older survey-based U.S. revenue bridge in the demand pool underlying 2025.

8. Scholastic Corporation - Form 10-K for the year ended May 31, 2025

- Evidence informing the 2024 market-value input; displayed series and growth include calculations: Scholastic's fiscal 2024 product, service, production and inventory-reserve costs were xx.xx% of revenue; postage, freight, shipping, fulfillment and other costs were xx.xx%. These broad categories constrain, but do not directly establish, eligible outsourced-service spending.
- Evidence informing the 2025 market-value input; displayed series and growth include calculations: The corresponding fiscal 2025 proportions were xx.xx% and xx.xx%. Royalties and prepublication amortization are separately disclosed, allowing their exclusion from the service-market bridge.
- Evidence informing base-year allocation inputs; displayed values and growth are calculated: Fiscal-2025 product, service, production and inventory-reserve costs were xx.xx% of revenue. The broader cost category constrains the manufacturing spending boundary but does not directly disclose printing-service revenue.
- Evidence informing forecast-year allocation inputs; displayed values and growth are calculated: Fiscal-2025 product, service, production and inventory-reserve costs were xx.xx% of revenue. The broader cost category constrains the manufacturing spending boundary but does not directly disclose printing-service revenue.
- Evidence informing base-year allocation inputs; displayed values and growth are calculated: Prepublication amortization is disclosed separately from production costs, supporting exclusion of adjacent amortization rather than equating it with externally purchased prepress.
- Evidence informing forecast-year allocation inputs; displayed values and growth are calculated: Prepublication amortization is disclosed separately from production costs, supporting exclusion of adjacent amortization rather than equating it with externally purchased prepress.
- Evidence informing base-year allocation inputs; displayed values and growth are calculated: Postage, freight, shipping, fulfillment and other costs were xx.xx% of revenue in fiscal 2025 versus xx.xx% in fiscal 2024. This is a broad buyer-cost check, not an eligible outsourced-fulfillment share.
- Evidence informing forecast-year allocation inputs; displayed values and growth are calculated: Postage, freight, shipping, fulfillment and other costs were xx.xx% of revenue in fiscal 2025 versus xx.xx% in fiscal 2024. This is a broad buyer-cost check, not an eligible outsourced-fulfillment share.
- Evidence informing base-year allocation inputs; displayed values and growth are calculated: Outsourced manufacturing coexists with company-operated distribution. Fiscal-2025 production-related costs were xx.xx% of revenue, constraining the inherited spending bridge rather than directly measuring the assumed route fraction.
- Evidence informing forecast-year allocation inputs; displayed values and growth are calculated: Outsourced manufacturing coexists with company-operated distribution. Fiscal-2025 production-related costs were xx.xx% of revenue, constraining the inherited spending bridge rather than directly measuring the assumed route fraction.
- Evidence informing base-year allocation inputs; displayed values and growth are calculated: Book-club revenue was xx.xx% online-ordered and xx.xx% parent-ordered, while products typically went to classrooms. This challenges the use of online sales as a proxy for the external contractor's delivery model.
- Evidence informing forecast-year allocation inputs; displayed values and growth are calculated: Book-club revenue was xx.xx% online-ordered and xx.xx% parent-ordered, while products typically went to classrooms. This challenges the use of online sales as a proxy for the external contractor's delivery model.
- Evidence informing base-year allocation inputs; displayed values and growth are calculated: Direct printer-to-customer fulfillment is a disclosed option. Broader logistics/other costs were xx.xx% of revenue versus xx.xx% previously, providing a cost-boundary check but no global order-level share or service-price growth observation.
- Evidence informing forecast-year allocation inputs; displayed values and growth are calculated: Direct printer-to-customer fulfillment is a disclosed option. Broader logistics/other costs were xx.xx% of revenue versus xx.xx% previously, providing a cost-boundary check but no global order-level share or service-price growth observation.

9. CEWE achieves all targets in 2025 and aims to further increase revenue and earnings in 2026

- Evidence informing the 2025 market-value input; displayed series and growth include calculations: CEWE reported xx.xx CEWE PHOTOBOOK copies in 2025 versus xx.xx in 2024, supporting a positive specialty-book volume assumption without establishing global adoption.
- Evidence informing the 2026 market-value input; displayed series and growth include calculations: Observed 2025 photobook growth informs the specialty-demand assumption for 2026; the market value remains modeled.
- Evidence informing the 2032 market-value input; displayed series and growth include calculations: The observed specialty-book activity is a starting condition for the forecast, not independent proof of continued growth through 2032.
- Evidence informing the 2040 market-value input; displayed series and growth include calculations: The forecast explicitly slows specialty-demand growth after 2032; this source supplies the initial commercial observation, not the long-term growth rate.
- Evidence informing base-year allocation inputs; displayed values and growth are calculated: CEWE reports xx.xx photobooks in 2025 compared with xx.xx in 2024. This independently establishes specialty-book activity underlying the nonpublisher model, without establishing a global expansion factor.
- Evidence informing forecast-year allocation inputs; displayed values and growth are calculated: CEWE reports xx.xx photobooks in 2025 compared with xx.xx in 2024. This independently establishes specialty-book activity underlying the nonpublisher model, without establishing a global expansion factor.
- Evidence informing base-year allocation inputs; displayed values and growth are calculated: Observed photobook activity supports retaining premium specialty commissions in the manufacturing mix; the binding allocation and unchanged future cohort profile remain assumptions.
- Evidence informing forecast-year allocation inputs; displayed values and growth are calculated: Observed photobook activity supports retaining premium specialty commissions in the manufacturing mix; the binding allocation and unchanged future cohort profile remain assumptions.
- Evidence informing base-year allocation inputs; displayed values and growth are calculated: Reported photobook volumes constrain personal-book activity and the nonpublisher starting condition, not hardcover prevalence or future share.
- Evidence informing forecast-year allocation inputs; displayed values and growth are calculated: Reported photobook volumes constrain personal-book activity and the nonpublisher starting condition, not hardcover prevalence or future share.
- Evidence informing base-year allocation inputs; displayed values and growth are calculated: Photobook activity supports the separate personal-book commissioning block; its softcover fraction remains assumed.
- Evidence informing forecast-year allocation inputs; displayed values and growth are calculated: Photobook activity supports the separate personal-book commissioning block; its softcover fraction remains assumed.
- Evidence informing base-year allocation inputs; displayed values and growth are calculated: Reported photobook copies rose from xx.xx to xx.xx; the narrower 2026 target qualifies strong specialty-growth assumptions.
- Evidence informing forecast-year allocation inputs; displayed values and growth are calculated: Reported photobook copies rose from xx.xx to xx.xx; the narrower 2026 target qualifies strong specialty-growth assumptions.
- Evidence informing base-year allocation inputs; displayed values and growth are calculated: Specialty-book activity constrains the presentation-demand scenario but does not measure gift-box attachment.
- Evidence informing forecast-year allocation inputs; displayed values and growth are calculated: Specialty-book activity constrains the presentation-demand scenario but does not measure gift-box attachment.
- Evidence informing base-year allocation inputs; displayed values and growth are calculated: Reports xx.xx CEWE PHOTOBOOK units in 2025 versus xx.xx in 2024, constraining the specialty-book demand budget without establishing a global process split.
- Evidence informing forecast-year allocation inputs; displayed values and growth are calculated: Reports xx.xx CEWE PHOTOBOOK units in 2025 versus xx.xx in 2024, constraining the specialty-book demand budget without establishing a global process split.
- Evidence informing base-year allocation inputs; displayed values and growth are calculated: Observed photobook activity supports the common photographic-demand input; electrophotographic attribution remains an explicit assumption.
- Evidence informing forecast-year allocation inputs; displayed values and growth are calculated: Observed photobook activity supports the common photographic-demand input; electrophotographic attribution remains an explicit assumption.
- Evidence informing base-year allocation inputs; displayed values and growth are calculated: The photobook

10. Paperback Printing Cost - Kindle Direct Publishing

- Evidence informing the 2025 market-value input; displayed series and growth include calculations: The inspected U.S. paperback schedule charges USD xx.xx plus USD xx.xx per page for the specified regular-trim black-ink category. It provides a contemporary commercial price comparison for the assumed USD xx.xx self-publishing production receipt, not an observed historical price or volume.
- Evidence informing the 2026 market-value input; displayed series and growth include calculations: The schedule distinguishes printing charges from royalties and retail list prices, supporting the production-receipt boundary used in the estimate.
- Evidence informing base-year allocation inputs; displayed values and growth are calculated: The current U.S. regular-trim black-ink schedule uses USD xx.xx plus USD xx.xx per page for the relevant page band, yielding the USD xx.xx representative manufacturing comparator. It anchors relative weights, not an observed global 2025 price or future share.
- Evidence informing forecast-year allocation inputs; displayed values and growth are calculated: The current U.S. regular-trim black-ink schedule uses USD xx.xx plus USD xx.xx per page for the relevant page band, yielding the USD xx.xx representative manufacturing comparator. It anchors relative weights, not an observed global 2025 price or future share.
- Evidence informing base-year allocation inputs; displayed values and growth are calculated: The paperback manufacturing comparator supplies the baseline from which the modeled binding component and hardcover increment are separated.
- Evidence informing forecast-year allocation inputs; displayed values and growth are calculated: The paperback manufacturing comparator supplies the baseline from which the modeled binding component and hardcover increment are separated.
- Evidence informing base-year allocation inputs; displayed values and growth are calculated: The separately identified paperback printing charge constrains the self-publishing production-receipt model and its distinction from retail proceeds.
- Evidence informing forecast-year allocation inputs; displayed values and growth are calculated: The separately identified paperback printing charge constrains the self-publishing production-receipt model and its distinction from retail proceeds.
- Evidence informing base-year allocation inputs; displayed values and growth are calculated: The inspected U.S. regular-trim black-ink schedule charges USD xx.xx plus USD xx.xx per page. It is a contemporary production-charge comparison for the modeled USD xx.xx receipt, not an observed historical Global average.
- Evidence informing forecast-year allocation inputs; displayed values and growth are calculated: The inspected U.S. regular-trim black-ink schedule charges USD xx.xx plus USD xx.xx per page. It is a contemporary production-charge comparison for the modeled USD xx.xx receipt, not an observed historical Global average.
- Evidence informing base-year allocation inputs; displayed values and growth are calculated: The relevant current U.S. paperback printing schedule is USD xx.xx plus USD xx.xx per page, giving USD xx.xx at xx.xx pages. This is a commercial price comparison for creator-production receipts, not proof of 2025 realization, volume or fulfillment mix.
- Evidence informing forecast-year allocation inputs; displayed values and growth are calculated: The relevant current U.S. paperback printing schedule is USD xx.xx plus USD xx.xx per page, giving USD xx.xx at xx.xx pages. This is a commercial price comparison for creator-production receipts, not proof of 2025 realization, volume or fulfillment mix.
- Evidence informing base-year allocation inputs; displayed values and growth are calculated: The current U.S. regular-trim black-ink schedule of USD xx.xx plus USD xx.xx per page gives USD xx.xx at xx.xx pages, a magnitude check for modeled single-copy receipts. It establishes neither global volume nor historical or forecast share.
- Evidence informing forecast-year allocation inputs; displayed values and growth are calculated: The current U.S. regular-trim black-ink schedule of USD xx.xx plus USD xx.xx per page gives USD xx.xx at xx.xx pages, a magnitude check for modeled single-copy receipts. It establishes neither global volume nor historical or forecast share.
- Evidence informing base-year allocation inputs; displayed values and growth are calculated: The current U.S. regular-trim black-ink schedule charges USD xx.xx plus USD xx.xx per page, yielding USD xx.xx for xx.xx pages. This is a contemporary price comparator, not a historical global average. ([kdp.amazon.com](https://kdp.amazon.com/en_US/help/topic/G201834340))
- Evidence informing forecast-year allocation inputs; displayed values and growth are calculated: The current U.S. regular-trim black-ink schedule charges USD xx.xx plus USD xx.xx per page, yielding USD xx.xx for xx.xx pages. This is a contemporary price comparator, not a historical global average. ([kdp.amazon.com](https://kdp.amazon.com/en_US/help/topic/G201834340))
- Evidence informing base-year allocation inputs; displayed values and growth are calculated: The comparable standard and premium color charges calculate to USD xx.xx and USD xx.xx. They constrain relative

11. European Book Publishing Statistics 2017

- Evidence informing the 2017 market-value input; displayed series and growth include calculations: The association's primary survey reports approximately EUR xx.xx of European net publisher revenue for 2017, constraining the pre-pandemic demand level.

12. European Book Publishing Statistics 2019

- Evidence informing the 2018 market-value input; displayed series and growth include calculations: The association reports approximately EUR xx.xx of publisher revenue for 2018.
- Evidence informing the 2019 market-value input; displayed series and growth include calculations: The association reports approximately EUR xx.xx for 2019 and identifies a questionnaire change that limits exact comparability with earlier observations.

13. 2021 年新闻出版产业分析报告

- Evidence informing the 2020 market-value input; displayed series and growth include calculations: The official report's 2021 comparison identifies a substantial rebound from 2020, constraining the pandemic-recovery bridge.
- Evidence informing the 2021 market-value input; displayed series and growth include calculations: China reported xx.xx book copies or sheets in 2021, up xx.xx%; the report also distinguishes textbook output and reprints.
- Evidence informing base-year allocation inputs; displayed values and growth are calculated: China's official 2021 textbook share was xx.xx% of book copies. It supplies an older educational-activity proxy, not a monochrome share.
([nppa.gov.cn](https://www.nppa.gov.cn/xxgk/fdzdgknr/tjxx/xx.xx/P020230530667517704140.pdf))
- Evidence informing forecast-year allocation inputs; displayed values and growth are calculated: China's official 2021 textbook share was xx.xx% of book copies. It supplies an older educational-activity proxy, not a monochrome share.
([nppa.gov.cn](https://www.nppa.gov.cn/xxgk/fdzdgknr/tjxx/xx.xx/P020230530667517704140.pdf))
- Evidence informing base-year allocation inputs; displayed values and growth are calculated: The textbook copy proportion constrains educational exposure; comparable monetary intensity and spot-color incidence are modeled separately.
([nppa.gov.cn](https://www.nppa.gov.cn/xxgk/fdzdgknr/tjxx/xx.xx/P020230530667517704140.pdf))
- Evidence informing forecast-year allocation inputs; displayed values and growth are calculated: The textbook copy proportion constrains educational exposure; comparable monetary intensity and spot-color incidence are modeled separately.
([nppa.gov.cn](https://www.nppa.gov.cn/xxgk/fdzdgknr/tjxx/xx.xx/P020230530667517704140.pdf))
- Evidence informing base-year allocation inputs; displayed values and growth are calculated: The educational-activity observation contributes to the shared demand proxy carried into the full-color base and forecast models; no color split is reported.
([nppa.gov.cn](https://www.nppa.gov.cn/xxgk/fdzdgknr/tjxx/xx.xx/P020230530667517704140.pdf))
- Evidence informing forecast-year allocation inputs; displayed values and growth are calculated: The educational-activity observation contributes to the shared demand proxy carried into the full-color base and forecast models; no color split is reported.
([nppa.gov.cn](https://www.nppa.gov.cn/xxgk/fdzdgknr/tjxx/xx.xx/P020230530667517704140.pdf))

14. European Book Publishing Statistics 2023

- Evidence informing the 2022 market-value input; displayed series and growth include calculations: European net publisher revenue was approximately EUR xx.xx in 2022; the association describes paper-cost pressure and price-led growth.

15. Urgent Action Needed to Restore Education Funding in Lao PDR
    - Evidence informing base-year allocation inputs; displayed values and growth are calculated: Education-funding pressure is opposing evidence that restrains the relative commissioning forecast; it does not directly measure book-service revenue. ([worldbank.org](https://www.worldbank.org/en/news/press-release/2024/xx.xx/xx.xx/urgent-action-needed-to-restore-education-funding-in-lao-pdr))
    - Evidence informing forecast-year allocation inputs; displayed values and growth are calculated: Education-funding pressure is opposing evidence that restrains the relative commissioning forecast; it does not directly measure book-service revenue. ([worldbank.org](https://www.worldbank.org/en/news/press-release/2024/xx.xx/xx.xx/urgent-action-needed-to-restore-education-funding-in-lao-pdr))
16. Global Connect - Ingram Content Group
    - Evidence informing base-year allocation inputs; displayed values and growth are calculated: Local network participation is an access premise, not Singaporean demand or a regional market share. ([resources.ingramcontent.com](https://resources.ingramcontent.com/publishers/global-connect))
    - Evidence informing forecast-year allocation inputs; displayed values and growth are calculated: Local network participation is an access premise, not Singaporean demand or a regional market share. ([resources.ingramcontent.com](https://resources.ingramcontent.com/publishers/global-connect))
17. Hardcover Printing Cost - Kindle Direct Publishing
    - Evidence informing base-year allocation inputs; displayed values and growth are calculated: The current U.S. regular-trim hardcover schedule uses USD xx.xx plus USD xx.xx per page in the relevant band. Comparison with paperback charges constrains the premium-equivalent manufacturing model.
    - Evidence informing forecast-year allocation inputs; displayed values and growth are calculated: The current U.S. regular-trim hardcover schedule uses USD xx.xx plus USD xx.xx per page in the relevant band. Comparison with paperback charges constrains the premium-equivalent manufacturing model.
    - Evidence informing base-year allocation inputs; displayed values and growth are calculated: The USD xx.xx fixed-charge difference supplies the POD premium input; the xx.xx% commercial-run realization and premium incidence are explicitly modeled rather than disclosed.
    - Evidence informing forecast-year allocation inputs; displayed values and growth are calculated: The USD xx.xx fixed-charge difference supplies the POD premium input; the xx.xx% commercial-run realization and premium incidence are explicitly modeled rather than disclosed.
18. User Fees - University of Wisconsin-Milwaukee Print & Copy Services
    - Evidence informing base-year allocation inputs; displayed values and growth are calculated: The university service schedule separately prices preflight/prepress preparation at USD xx.xx per hour, establishing a paid preparation activity rather than an automatic component of every printing-platform purchase.
    - Evidence informing forecast-year allocation inputs; displayed values and growth are calculated: The university service schedule separately prices preflight/prepress preparation at USD xx.xx per hour, establishing a paid preparation activity rather than an automatic component of every printing-platform purchase.
    - Evidence informing base-year allocation inputs; displayed values and growth are calculated: Perfect binding is listed at USD xx.xx-xx.xx per book. The lower endpoint is the model's basic-binding comparator, not a measured worldwide realization.
    - Evidence informing forecast-year allocation inputs; displayed values and growth are calculated: Perfect binding is listed at USD xx.xx-xx.xx per book. The lower endpoint is the model's basic-binding comparator, not a measured worldwide realization.

19. How Much Does It Cost to Print a Book? - QinPrinting
    - Evidence informing base-year allocation inputs; displayed values and growth are calculated: The supplier's delivered xx.xx-page, xx.xx-copy color-book examples list USD xx.xx for softcover and USD xx.xx for hardcover. They provide a commercial-run countercheck, with delivery and product differences preventing direct substitution.
    - Evidence informing forecast-year allocation inputs; displayed values and growth are calculated: The supplier's delivered xx.xx-page, xx.xx-copy color-book examples list USD xx.xx for softcover and USD xx.xx for hardcover. They provide a commercial-run countercheck, with delivery and product differences preventing direct substitution.
    - Evidence informing base-year allocation inputs; displayed values and growth are calculated: The smaller hardcover premium in this offset example qualifies extrapolation of the full POD hardcover increment into binding revenue.
    - Evidence informing forecast-year allocation inputs; displayed values and growth are calculated: The smaller hardcover premium in this offset example qualifies extrapolation of the full POD hardcover increment into binding revenue.
    - Evidence informing base-year allocation inputs; displayed values and growth are calculated: Comparable hardcover and softcover quotations constrain the assumed relative manufacturing realization after scope adjustments.
    - Evidence informing forecast-year allocation inputs; displayed values and growth are calculated: Comparable hardcover and softcover quotations constrain the assumed relative manufacturing realization after scope adjustments.
    - Evidence informing base-year allocation inputs; displayed values and growth are calculated: Softcover prices provide a commercial comparison, not a historical global average.
    - Evidence informing forecast-year allocation inputs; displayed values and growth are calculated: Softcover prices provide a commercial comparison, not a historical global average.
    - Evidence informing base-year allocation inputs; displayed values and growth are calculated: Board-book quotations constrain the assumed production receipt; delivery and duties require adjustment.
    - Evidence informing forecast-year allocation inputs; displayed values and growth are calculated: Board-book quotations constrain the assumed production receipt; delivery and duties require adjustment.
    - Evidence informing base-year allocation inputs; displayed values and growth are calculated: Mechanical-binding quotations constrain the unit-receipt assumption, not incidence.
    - Evidence informing forecast-year allocation inputs; displayed values and growth are calculated: Mechanical-binding quotations constrain the unit-receipt assumption, not incidence.
    - Evidence informing base-year allocation inputs; displayed values and growth are calculated: Short-booklet quotations constrain the lower realization used for eligible saddle-stitched books.
    - Evidence informing forecast-year allocation inputs; displayed values and growth are calculated: Short-booklet quotations constrain the lower realization used for eligible saddle-stitched books.
20. Book Wrap Mailers / Book Boxes - Packaging ONE
    - Evidence informing base-year allocation inputs; displayed values and growth are calculated: The manufacturer lists MP2 book mailers at GBP xx.xx each for xx.xx packs of xx.xx excluding VAT. The converted unit price supplies the packaging-creation value proxy, not a global average or a historical quote.
    - Evidence informing forecast-year allocation inputs; displayed values and growth are calculated: The manufacturer lists MP2 book mailers at GBP xx.xx each for xx.xx packs of xx.xx excluding VAT. The converted unit price supplies the packaging-creation value proxy, not a global average or a historical quote.
    - Evidence informing base-year allocation inputs; displayed values and growth are calculated: The enclosure price forms the other side of the creation-versus-packing ratio. One comparable enclosure per packing unit is an explicit activity-matching assumption.
    - Evidence informing forecast-year allocation inputs; displayed values and growth are calculated: The enclosure price forms the other side of the creation-versus-packing ratio. One comparable enclosure per packing unit is an explicit activity-matching assumption.

21. Foreign Exchange Rates - G.5A Annual, January 5, 2026
    - Evidence informing base-year allocation inputs; displayed values and growth are calculated: The official 2025 annual average is USD xx.xx per GBP. It converts the GBP packaging comparator into the common monetary basis used in the starting allocation.
    - Evidence informing forecast-year allocation inputs; displayed values and growth are calculated: The official 2025 annual average is USD xx.xx per GBP. It converts the GBP packaging comparator into the common monetary basis used in the starting allocation.
    - Evidence informing base-year allocation inputs; displayed values and growth are calculated: The same conversion supports the common-currency packaging/packing denominator inherited by the forecast; no 2032 exchange rate is asserted.
    - Evidence informing forecast-year allocation inputs; displayed values and growth are calculated: The same conversion supports the common-currency packaging/packing denominator inherited by the forecast; no 2032 exchange rate is asserted.
22. Optional Book Publishing Services - InstantPublisher
    - Evidence informing base-year allocation inputs; displayed values and growth are calculated: The provider lists layout/typesetting at USD xx.xx per page with a USD xx.xx minimum. This supports the preparation-spending feasibility check, with purchase incidence and copies per job remaining assumptions.
    - Evidence informing forecast-year allocation inputs; displayed values and growth are calculated: The provider lists layout/typesetting at USD xx.xx per page with a USD xx.xx minimum. This supports the preparation-spending feasibility check, with purchase incidence and copies per job remaining assumptions.
    - Evidence informing base-year allocation inputs; displayed values and growth are calculated: Individual shrink-wrapping is listed at USD xx.xx each plus USD xx.xx setup. Amortizing setup over an assumed xx.xx copies gives the USD xx.xx packing comparator.
    - Evidence informing forecast-year allocation inputs; displayed values and growth are calculated: Individual shrink-wrapping is listed at USD xx.xx each plus USD xx.xx setup. Amortizing setup over an assumed xx.xx copies gives the USD xx.xx packing comparator.
23. How Does Merchant Pricing Work for Ecommerce Stores? - Lulu Direct
    - Evidence informing base-year allocation inputs; displayed values and growth are calculated: The September 2026 merchant-pricing explanation identifies a USD xx.xx fulfillment fee and separates merchant retail receipts from payments for supplier production, shipping and taxes. The fee is a contemporary feasibility comparator, not verified 2025 penetration or a future charge.
    - Evidence informing forecast-year allocation inputs; displayed values and growth are calculated: The September 2026 merchant-pricing explanation identifies a USD xx.xx fulfillment fee and separates merchant retail receipts from payments for supplier production, shipping and taxes. The fee is a contemporary feasibility comparator, not verified 2025 penetration or a future charge.
    - Evidence informing base-year allocation inputs; displayed values and growth are calculated: Merchant retail receipts are separate from payments for printing and fulfillment. The current page lists a USD xx.xx fulfillment fee, with shipping and taxes separately calculated. This supports the service-value boundary, not a historical average fee or global order volume.
    - Evidence informing forecast-year allocation inputs; displayed values and growth are calculated: Merchant retail receipts are separate from payments for printing and fulfillment. The current page lists a USD xx.xx fulfillment fee, with shipping and taxes separately calculated. This supports the service-value boundary, not a historical average fee or global order volume.
    - Evidence informing base-year allocation inputs; displayed values and growth are calculated: Lulu identifies separate retail and production/fulfillment transactions and a USD xx.xx fulfillment fee. This supports excluding merchant retail margins from production-service value and avoiding automatic procurement-channel classification from the storefront.
    - Evidence informing forecast-year allocation inputs; displayed values and growth are calculated: Lulu identifies separate retail and production/fulfillment transactions and a USD xx.xx fulfillment fee. This supports excluding merchant retail margins from production-service value and avoiding automatic procurement-channel classification from the storefront.

24. AAP December 2025 StatShot Report

- Evidence informing base-year allocation inputs; displayed values and growth are calculated: The primary monthly reporting panel's full-year 2025 trade figures show paperback revenue down xx.xx%. This qualifies broad physical-book growth assumptions and supplies directional mix evidence only.
- Evidence informing forecast-year allocation inputs; displayed values and growth are calculated: The primary monthly reporting panel's full-year 2025 trade figures show paperback revenue down xx.xx%. This qualifies broad physical-book growth assumptions and supplies directional mix evidence only.
- Evidence informing base-year allocation inputs; displayed values and growth are calculated: The same approximately xx.xx-publisher panel shows hardcover revenue up xx.xx%. It supports a modest premium-mix hypothesis but neither measures global binding spending nor proves the forecast.
- Evidence informing forecast-year allocation inputs; displayed values and growth are calculated: The same approximately xx.xx-publisher panel shows hardcover revenue up xx.xx%. It supports a modest premium-mix hypothesis but neither measures global binding spending nor proves the forecast.
- Evidence informing base-year allocation inputs; displayed values and growth are calculated: Direct-participant 2025 hardback revenue of approximately USD xx.xx anchors the adjusted conventional-format model; it is not printing revenue or a global share.
- Evidence informing forecast-year allocation inputs; displayed values and growth are calculated: Direct-participant 2025 hardback revenue of approximately USD xx.xx anchors the adjusted conventional-format model; it is not printing revenue or a global share.
- Evidence informing base-year allocation inputs; displayed values and growth are calculated: Reported paperback revenue of approximately USD xx.xx plus USD xx.xx mass-market revenue supplies the comparison input. Reported annual movements qualify the forecast starting mix, not its future persistence.
- Evidence informing forecast-year allocation inputs; displayed values and growth are calculated: Reported paperback revenue of approximately USD xx.xx plus USD xx.xx mass-market revenue supplies the comparison input. Reported annual movements qualify the forecast starting mix, not its future persistence.
- Evidence informing base-year allocation inputs; displayed values and growth are calculated: Direct publisher-sample religious and trade physical-format receipts provide a category-intensity proxy, subject to explicit geographic and coverage adjustments.
- Evidence informing forecast-year allocation inputs; displayed values and growth are calculated: Direct publisher-sample religious and trade physical-format receipts provide a category-intensity proxy, subject to explicit geographic and coverage adjustments.
- Evidence informing base-year allocation inputs; displayed values and growth are calculated: Reported professional-book receipts and their 2025 decline challenge assumptions of automatic growth from recurring reference relationships.
- Evidence informing forecast-year allocation inputs; displayed values and growth are calculated: Reported professional-book receipts and their 2025 decline challenge assumptions of automatic growth from recurring reference relationships.

25. Print and Associated Services Framework - Lot 1 Buyer Guide: Framework Objectives
    - Evidence informing base-year allocation inputs; displayed values and growth are calculated: The public purchasing framework separately specifies production-management advice. It establishes a purchased responsibility but not a global fee rate or permission to count subcontract pass-through as retained revenue.
    - Evidence informing forecast-year allocation inputs; displayed values and growth are calculated: The public purchasing framework separately specifies production-management advice. It establishes a purchased responsibility but not a global fee rate or permission to count subcontract pass-through as retained revenue.
    - Evidence informing base-year allocation inputs; displayed values and growth are calculated: The framework also specifies finished-goods stock holding and call-off, with required holding costs included in the print-job price. This supports allocating embedded production-linked fulfillment rather than restricting the category to standalone invoices.
    - Evidence informing forecast-year allocation inputs; displayed values and growth are calculated: The framework also specifies finished-goods stock holding and call-off, with required holding costs included in the print-job price. This supports allocating embedded production-linked fulfillment rather than restricting the category to standalone invoices.
    - Evidence informing base-year allocation inputs; displayed values and growth are calculated: Finished goods may be held for call-off, with storage included in the print job where required. This supports consolidated releases as a production-linked arrangement without assuming every release is an individual order.
    - Evidence informing forecast-year allocation inputs; displayed values and growth are calculated: Finished goods may be held for call-off, with storage included in the print job where required. This supports consolidated releases as a production-linked arrangement without assuming every release is an individual order.
    - Evidence informing base-year allocation inputs; displayed values and growth are calculated: Contractors maintain designated distribution lists, deliver to nominated addresses and receive job-specific copy allocations, supporting the modeled list-delivery category.
    - Evidence informing forecast-year allocation inputs; displayed values and growth are calculated: Contractors maintain designated distribution lists, deliver to nominated addresses and receive job-specific copy allocations, supporting the modeled list-delivery category.
    - Evidence informing base-year allocation inputs; displayed values and growth are calculated: The coexistence of stock holding, call-off and distribution-list obligations supports separating production trigger from fulfillment responsibility; call-off alone does not establish transaction-level fulfillment.
    - Evidence informing forecast-year allocation inputs; displayed values and growth are calculated: The coexistence of stock holding, call-off and distribution-list obligations supports separating production trigger from fulfillment responsibility; call-off alone does not establish transaction-level fulfillment.

26. Frequently Asked Questions - IngramSpark
    - Evidence informing base-year allocation inputs; displayed values and growth are calculated: IngramSpark states that it does not provide editing, typesetting or design services. This counterexample prevents treating all platform manufacturing commissions as purchases of professional preparation services.
    - Evidence informing forecast-year allocation inputs; displayed values and growth are calculated: IngramSpark states that it does not provide editing, typesetting or design services. This counterexample prevents treating all platform manufacturing commissions as purchases of professional preparation services.
    - Evidence informing base-year allocation inputs; displayed values and growth are calculated: The provider permits nonexclusive sourcing when the customer owns its ISBN and does not offer editing, typesetting or design. These terms constrain the author service boundary, not adoption or revenue growth.
    - Evidence informing forecast-year allocation inputs; displayed values and growth are calculated: The provider permits nonexclusive sourcing when the customer owns its ISBN and does not offer editing, typesetting or design. These terms constrain the author service boundary, not adoption or revenue growth.
    - Evidence informing base-year allocation inputs; displayed values and growth are calculated: IngramSpark permits nonexclusive use of other printers, distributors and fulfillment providers when publishers own their ISBN. This establishes an alternative-sourcing option, not observed switching or a numerical channel allocation.
    - Evidence informing forecast-year allocation inputs; displayed values and growth are calculated: IngramSpark permits nonexclusive use of other printers, distributors and fulfillment providers when publishers own their ISBN. This establishes an alternative-sourcing option, not observed switching or a numerical channel allocation.
27. Packaging Printing & Production - Imago Group
    - Evidence informing base-year allocation inputs; displayed values and growth are calculated: The supplier identifies book slipcases, clamshell cases, tray-and-lid constructions and multicomponent publisher packaging. This supports the enclosure-production boundary and the limitation of a simple mailer-price proxy; it does not supply sales weights.
    - Evidence informing forecast-year allocation inputs; displayed values and growth are calculated: The supplier identifies book slipcases, clamshell cases, tray-and-lid constructions and multicomponent publisher packaging. This supports the enclosure-production boundary and the limitation of a simple mailer-price proxy; it does not supply sales weights.
28. Services - Bridgeport National Bindery
    - Evidence informing base-year allocation inputs; displayed values and growth are calculated: The short-run book-production portfolio separately lists shrink-wrapping and set packing. It establishes commercial packing activity distinct from enclosure manufacture and binding, without measuring its revenue.
    - Evidence informing forecast-year allocation inputs; displayed values and growth are calculated: The short-run book-production portfolio separately lists shrink-wrapping and set packing. It establishes commercial packing activity distinct from enclosure manufacture and binding, without measuring its revenue.
29. Terms and Conditions - CPI Print Germany
    - Evidence informing base-year allocation inputs; displayed values and growth are calculated: Published terms distinguish ex-works production prices from packaging, freight and postage and reserve specified input-cost adjustment rights. They support comparable-scope valuation but do not establish realized inflation.
    - Evidence informing forecast-year allocation inputs; displayed values and growth are calculated: Published terms distinguish ex-works production prices from packaging, freight and postage and reserve specified input-cost adjustment rights. They support comparable-scope valuation but do not establish realized inflation.
    - Evidence informing base-year allocation inputs; displayed values and growth are calculated: Separate treatment of forwarding and storage responsibilities supports the eligible production-linked service boundary; contractual rights do not prove the assumed future fee-growth rate.
    - Evidence informing forecast-year allocation inputs; displayed values and growth are calculated: Separate treatment of forwarding and storage responsibilities supports the eligible production-linked service boundary; contractual rights do not prove the assumed future fee-growth rate.

30. ONIX Codelists Issue 75 - List 150: Product Form
    - Evidence informing base-year allocation inputs; displayed values and growth are calculated: BB identifies hardback/cased books.
    - Evidence informing forecast-year allocation inputs; displayed values and growth are calculated: BB identifies hardback/cased books.
    - Evidence informing base-year allocation inputs; displayed values and growth are calculated: BC identifies paperback/softback books.
    - Evidence informing forecast-year allocation inputs; displayed values and growth are calculated: BC identifies paperback/softback books.
    - Evidence informing base-year allocation inputs; displayed values and growth are calculated: BH distinguishes board-page books from conventional books with rigid covers.
    - Evidence informing forecast-year allocation inputs; displayed values and growth are calculated: BH distinguishes board-page books from conventional books with rigid covers.
    - Evidence informing base-year allocation inputs; displayed values and growth are calculated: BE groups spiral, comb and coil forms.
    - Evidence informing forecast-year allocation inputs; displayed values and growth are calculated: BE groups spiral, comb and coil forms.
    - Evidence informing base-year allocation inputs; displayed values and growth are calculated: BD identifies loose-leaf books.
    - Evidence informing forecast-year allocation inputs; displayed values and growth are calculated: BD identifies loose-leaf books.
    - Evidence informing base-year allocation inputs; displayed values and growth are calculated: BF includes stapled short books; nonbook uses are excluded from the model.
    - Evidence informing forecast-year allocation inputs; displayed values and growth are calculated: BF includes stapled short books; nonbook uses are excluded from the model.
    - Evidence informing base-year allocation inputs; displayed values and growth are calculated: BL recognizes slide-bound books without measuring current sales.
    - Evidence informing forecast-year allocation inputs; displayed values and growth are calculated: BL recognizes slide-bound books without measuring current sales.
    - Evidence informing base-year allocation inputs; displayed values and growth are calculated: BO recognizes continuous concertina-fold books; nonbook charts are excluded.
    - Evidence informing forecast-year allocation inputs; displayed values and growth are calculated: BO recognizes continuous concertina-fold books; nonbook charts are excluded.
    - Evidence informing base-year allocation inputs; displayed values and growth are calculated: BI identifies textile-page books, not cloth-covered paper books.
    - Evidence informing forecast-year allocation inputs; displayed values and growth are calculated: BI identifies textile-page books, not cloth-covered paper books.
    - Evidence informing base-year allocation inputs; displayed values and growth are calculated: BJ identifies waterproof bath-book forms.
    - Evidence informing forecast-year allocation inputs; displayed values and growth are calculated: BJ identifies waterproof bath-book forms.
    - Evidence informing base-year allocation inputs; displayed values and growth are calculated: BP identifies foam-page and foam-cover books.
    - Evidence informing forecast-year allocation inputs; displayed values and growth are calculated: BP identifies foam-page and foam-cover books.

31. Thomson Reuters - Fourth-Quarter and Full-Year 2025 Results
    - Evidence informing base-year allocation inputs; displayed values and growth are calculated: Global Print revenue and contraction constrain professional-print scale and substitution direction; content receipts are not treated as loose-leaf service revenue.
    - Evidence informing forecast-year allocation inputs; displayed values and growth are calculated: Global Print revenue and contraction constrain professional-print scale and substitution direction; content receipts are not treated as loose-leaf service revenue.
32. Lulu - Discontinuing Saddle Stitch in Global Distribution
    - Evidence informing base-year allocation inputs; displayed values and growth are calculated: Provider-specific wholesale distribution restrictions establish a channel constraint, not a global sales weight or measured forecast decline.
    - Evidence informing forecast-year allocation inputs; displayed values and growth are calculated: Provider-specific wholesale distribution restrictions establish a channel constraint, not a global sales weight or measured forecast decline.
33. MAGACOPY Sofia - Copying and Printing Prices
    - Evidence informing base-year allocation inputs; displayed values and growth are calculated: A current EUR xx.xx binding-only charge establishes a live commercial service and a price-scope comparison; full-book USD receipts and incidence remain assumed.
    - Evidence informing forecast-year allocation inputs; displayed values and growth are calculated: A current EUR xx.xx binding-only charge establishes a live commercial service and a price-scope comparison; full-book USD receipts and incidence remain assumed.
34. Imago Group - Spotlight on Children's Books for National Young Readers Week
    - Evidence informing base-year allocation inputs; displayed values and growth are calculated: The company's children's portfolio supports board-book commercial classification, not order volumes.
    - Evidence informing forecast-year allocation inputs; displayed values and growth are calculated: The company's children's portfolio supports board-book commercial classification, not order volumes.
    - Evidence informing base-year allocation inputs; displayed values and growth are calculated: Cloth-book offerings support the textile-page category premise, not its modeled incidence.
    - Evidence informing forecast-year allocation inputs; displayed values and growth are calculated: Cloth-book offerings support the textile-page category premise, not its modeled incidence.
    - Evidence informing base-year allocation inputs; displayed values and growth are calculated: Bath-book offerings support a separate commercial category; sales and service receipts are undisclosed.
    - Evidence informing forecast-year allocation inputs; displayed values and growth are calculated: Bath-book offerings support a separate commercial category; sales and service receipts are undisclosed.
35. Pegasus - My First Book of Shapes: EVA Foam Book
    - Evidence informing base-year allocation inputs; displayed values and growth are calculated: The dated 2025 product identifies foam pages and supports commercial-status and classification checks, not global volume or supplier realization.
    - Evidence informing forecast-year allocation inputs; displayed values and growth are calculated: The dated 2025 product identifies foam pages and supports commercial-status and classification checks, not global volume or supplier realization.

36. U.S. Consumer Product Safety Commission - Children's Books
    - Evidence informing base-year allocation inputs; displayed values and growth are calculated: Product classification and intended audience affect commercial compliance accountability; no numerical surcharge is inferred.
    - Evidence informing forecast-year allocation inputs; displayed values and growth are calculated: Product classification and intended audience affect commercial compliance accountability; no numerical surcharge is inferred.
    - Evidence informing base-year allocation inputs; displayed values and growth are calculated: The exemption boundary supports separate classification rather than assumed conventional-book treatment.
    - Evidence informing forecast-year allocation inputs; displayed values and growth are calculated: The exemption boundary supports separate classification rather than assumed conventional-book treatment.
    - Evidence informing base-year allocation inputs; displayed values and growth are calculated: Compliance classification is retained as an uncertainty, not an exclusion or measured price premium.
    - Evidence informing forecast-year allocation inputs; displayed values and growth are calculated: Compliance classification is retained as an uncertainty, not an exclusion or measured price premium.
    - Evidence informing base-year allocation inputs; displayed values and growth are calculated: Specialty construction does not itself establish ordinary-book exemption eligibility or market inactivity.
    - Evidence informing forecast-year allocation inputs; displayed values and growth are calculated: Specialty construction does not itself establish ordinary-book exemption eligibility or market inactivity.
37. Puget Bindery - Services
    - Evidence informing base-year allocation inputs; displayed values and growth are calculated: The provider identifies training manuals and reference guides as mechanical-binding applications, supporting the commissioning premise without measuring sales incidence.
    - Evidence informing forecast-year allocation inputs; displayed values and growth are calculated: The provider identifies training manuals and reference guides as mechanical-binding applications, supporting the commissioning premise without measuring sales incidence.
    - Evidence informing base-year allocation inputs; displayed values and growth are calculated: Lists commercial letterpress book plates and specialty inserts, supporting a component-service model rather than attribution of the entire book price.
    - Evidence informing forecast-year allocation inputs; displayed values and growth are calculated: Lists commercial letterpress book plates and specialty inserts, supporting a component-service model rather than attribution of the entire book price.
    - Evidence informing base-year allocation inputs; displayed values and growth are calculated: The bindery identifies commercial printers, publishers and corporate print buyers as customers and excludes direct-to-consumer sales. This supports trade-purchasing attribution but supplies no sales percentage.
    - Evidence informing forecast-year allocation inputs; displayed values and growth are calculated: The bindery identifies commercial printers, publishers and corporate print buyers as customers and excludes direct-to-consumer sales. This supports trade-purchasing attribution but supplies no sales percentage.

38. ONIX Codelists Issue 75 - List 80: Product Packaging Type
    - Evidence informing base-year allocation inputs; displayed values and growth are calculated: Separates single-item and multivolume slipcases; supplies classification, not sales weights.
    - Evidence informing forecast-year allocation inputs; displayed values and growth are calculated: Separates single-item and multivolume slipcases; supplies classification, not sales weights.
    - Evidence informing base-year allocation inputs; displayed values and growth are calculated: Distinguishes lidded boxes from slipcase-style boxed sets.
    - Evidence informing forecast-year allocation inputs; displayed values and growth are calculated: Distinguishes lidded boxes from slipcase-style boxed sets.
    - Evidence informing base-year allocation inputs; displayed values and growth are calculated: Open-ended wraparound sleeves are distinct from enclosed wrapping.
    - Evidence informing forecast-year allocation inputs; displayed values and growth are calculated: Open-ended wraparound sleeves are distinct from enclosed wrapping.
    - Evidence informing base-year allocation inputs; displayed values and growth are calculated: Recognizes envelope-like slip-sleeves and wallets or folders.
    - Evidence informing forecast-year allocation inputs; displayed values and growth are calculated: Recognizes envelope-like slip-sleeves and wallets or folders.
    - Evidence informing base-year allocation inputs; displayed values and growth are calculated: Recognizes pouch and bag packaging independently.
    - Evidence informing forecast-year allocation inputs; displayed values and growth are calculated: Recognizes pouch and bag packaging independently.
    - Evidence informing base-year allocation inputs; displayed values and growth are calculated: Separately recognizes shrink-wrapped products and bundles.
    - Evidence informing forecast-year allocation inputs; displayed values and growth are calculated: Separately recognizes shrink-wrapped products and bundles.
    - Evidence informing base-year allocation inputs; displayed values and growth are calculated: Defines formed-plastic clamshells and card-backed blister packaging as distinct constructions.
    - Evidence informing forecast-year allocation inputs; displayed values and growth are calculated: Defines formed-plastic clamshells and card-backed blister packaging as distinct constructions.
    - Evidence informing base-year allocation inputs; displayed values and growth are calculated: Explicitly recognizes book browse-prevention closures.
    - Evidence informing forecast-year allocation inputs; displayed values and growth are calculated: Explicitly recognizes book browse-prevention closures.

39. U.S. Government Publishing Office - Program 827-S: Federal Aviation Administration Books, Contract Pricing and Specifications

- Evidence informing base-year allocation inputs; displayed values and growth are calculated: Historical evaluation quantities provide a container-heavy institutional purchasing counterexample, not global shipment shares.
- Evidence informing forecast-year allocation inputs; displayed values and growth are calculated: Historical evaluation quantities provide a container-heavy institutional purchasing counterexample, not global shipment shares.
- Evidence informing base-year allocation inputs; displayed values and growth are calculated: Separately identifies kraft-envelope packing within the book procurement.
- Evidence informing forecast-year allocation inputs; displayed values and growth are calculated: Separately identifies kraft-envelope packing within the book procurement.
- Evidence informing base-year allocation inputs; displayed values and growth are calculated: Identifies cushioned shipping bags as an eligible book-order enclosure.
- Evidence informing forecast-year allocation inputs; displayed values and growth are calculated: Identifies cushioned shipping bags as an eligible book-order enclosure.
- Evidence informing base-year allocation inputs; displayed values and growth are calculated: Includes wrapped shipping bundles as an alternative purchasing configuration.
- Evidence informing forecast-year allocation inputs; displayed values and growth are calculated: Includes wrapped shipping bundles as an alternative purchasing configuration.
- Evidence informing base-year allocation inputs; displayed values and growth are calculated: Requires packing and filler separately from the external enclosure.
- Evidence informing forecast-year allocation inputs; displayed values and growth are calculated: Requires packing and filler separately from the external enclosure.
- Evidence informing base-year allocation inputs; displayed values and growth are calculated: Identifies closure tape and securing straps independently of container construction.
- Evidence informing forecast-year allocation inputs; displayed values and growth are calculated: Identifies closure tape and securing straps independently of container construction.

40. U.S. Government Publishing Office - Print Order Form 2511 Instructions
    - Evidence informing base-year allocation inputs; displayed values and growth are calculated: Specifies paper-banded sets separately from shrink-wrapped sets.
    - Evidence informing forecast-year allocation inputs; displayed values and growth are calculated: Specifies paper-banded sets separately from shrink-wrapped sets.
    - Evidence informing base-year allocation inputs; displayed values and growth are calculated: Describes shrink-wrapped units nested within cartons, supporting component attribution.
    - Evidence informing forecast-year allocation inputs; displayed values and growth are calculated: Describes shrink-wrapped units nested within cartons, supporting component attribution.
    - Evidence informing base-year allocation inputs; displayed values and growth are calculated: Distinguishes internal packaging, container quantities and pallet requirements.
    - Evidence informing forecast-year allocation inputs; displayed values and growth are calculated: Distinguishes internal packaging, container quantities and pallet requirements.
    - Evidence informing base-year allocation inputs; displayed values and growth are calculated: The instructions distinguish nominated delivery addresses and warehouse receiving arrangements, supporting the receiving-point attribution premise, not an observed consolidated market share.
    - Evidence informing forecast-year allocation inputs; displayed values and growth are calculated: The instructions distinguish nominated delivery addresses and warehouse receiving arrangements, supporting the receiving-point attribution premise, not an observed consolidated market share.
    - Evidence informing base-year allocation inputs; displayed values and growth are calculated: Supplemental distribution lists accommodate multiple destinations, supporting the distinction between preallocated destination delivery and a single receiving-point handoff.
    - Evidence informing forecast-year allocation inputs; displayed values and growth are calculated: Supplemental distribution lists accommodate multiple destinations, supporting the distinction between preallocated destination delivery and a single receiving-point handoff.
    - Evidence informing base-year allocation inputs; displayed values and growth are calculated: GPO specifies black interior inks separately from cover inks, supporting the monochrome classification and underlying-book attribution premise, not its modeled sales weight. ([gpo.gov](https://www.gpo.gov/docs/default-source/forms-standards-pdf-files/2511_instructions.pdf))
    - Evidence informing forecast-year allocation inputs; displayed values and growth are calculated: GPO specifies black interior inks separately from cover inks, supporting the monochrome classification and underlying-book attribution premise, not its modeled sales weight. ([gpo.gov](https://www.gpo.gov/docs/default-source/forms-standards-pdf-files/2511_instructions.pdf))
    - Evidence informing base-year allocation inputs; displayed values and growth are calculated: Designated Pantone specifications are recognized for interior inks, supporting a separate spot-color commercial category without measuring its share. ([gpo.gov](https://www.gpo.gov/docs/default-source/forms-standards-pdf-files/2511_instructions.pdf))
    - Evidence informing forecast-year allocation inputs; displayed values and growth are calculated: Designated Pantone specifications are recognized for interior inks, supporting a separate spot-color commercial category without measuring its share. ([gpo.gov](https://www.gpo.gov/docs/default-source/forms-standards-pdf-files/2511_instructions.pdf))
    - Evidence informing base-year allocation inputs; displayed values and growth are calculated: Four-color process is identified as full color for interior pages; cover color is separately specified. This supports classification at both modeled anchors. ([gpo.gov](https://www.gpo.gov/docs/default-source/forms-standards-pdf-files/2511_instructions.pdf))
    - Evidence informing forecast-year allocation inputs; displayed values and growth are calculated: Four-color process is identified as full color for interior pages; cover color is separately specified. This supports classification at both modeled anchors. ([gpo.gov](https://www.gpo.gov/docs/default-source/forms-standards-pdf-files/2511_instructions.pdf))

41. GPOExpress Program Pricing Guide - November 2024
    - Evidence informing base-year allocation inputs; displayed values and growth are calculated: USD xx.xx hand folding provides a handling-cost comparison; the complete band realization remains modeled.
    - Evidence informing forecast-year allocation inputs; displayed values and growth are calculated: USD xx.xx hand folding provides a handling-cost comparison; the complete band realization remains modeled.
    - Evidence informing base-year allocation inputs; displayed values and growth are calculated: USD xx.xx per shrink wrap anchors a small-run comparison, not the assumed global realization.
    - Evidence informing forecast-year allocation inputs; displayed values and growth are calculated: USD xx.xx per shrink wrap anchors a small-run comparison, not the assumed global realization.
    - Evidence informing base-year allocation inputs; displayed values and growth are calculated: USD xx.xx auxiliary insertion supplies a handling-price comparison, not protective-material sales.
    - Evidence informing forecast-year allocation inputs; displayed values and growth are calculated: USD xx.xx auxiliary insertion supplies a handling-price comparison, not protective-material sales.
42. Hardcover Book Protection: Dust Jackets or Slipcases?
    - Evidence informing base-year allocation inputs; displayed values and growth are calculated: Own-product EXW slipcase prices of USD xx.xx, USD xx.xx and USD xx.xx at xx.xx xx.xx and xx.xx units constrain relative realizations.
    - Evidence informing forecast-year allocation inputs; displayed values and growth are calculated: Own-product EXW slipcase prices of USD xx.xx, USD xx.xx and USD xx.xx at xx.xx xx.xx and xx.xx units constrain relative realizations.
43. Book Printing Cost in China: How Printing Prices Are Calculated
    - Evidence informing base-year allocation inputs; displayed values and growth are calculated: Approximately USD xx.xx per export carton including basic packing materials constrains the bulk-package budget; the container allocation is modeled.
    - Evidence informing forecast-year allocation inputs; displayed values and growth are calculated: Approximately USD xx.xx per export carton including basic packing materials constrains the bulk-package budget; the container allocation is modeled.
    - Evidence informing base-year allocation inputs; displayed values and growth are calculated: The inclusive carton quotation constrains combined spending; its cushioning split is assumed.
    - Evidence informing forecast-year allocation inputs; displayed values and growth are calculated: The inclusive carton quotation constrains combined spending; its cushioning split is assumed.
    - Evidence informing base-year allocation inputs; displayed values and growth are calculated: The inclusive carton quotation constrains combined spending; its closure split is assumed.
    - Evidence informing forecast-year allocation inputs; displayed values and growth are calculated: The inclusive carton quotation constrains combined spending; its closure split is assumed.
44. Make Believe Ideas - Independent Retail Catalog 2025
    - Evidence informing base-year allocation inputs; displayed values and growth are calculated: The 2025 catalog identifies activity books with cover-mounted blisters, establishing book-specific participation but not packaging revenue or volume.
    - Evidence informing forecast-year allocation inputs; displayed values and growth are calculated: The 2025 catalog identifies activity books with cover-mounted blisters, establishing book-specific participation but not packaging revenue or volume.
45. Bookmobile - Request Book Printing Quotes the Right Way to Save Money
    - Evidence informing base-year allocation inputs; displayed values and growth are calculated: The printer's bookstore-oriented purchasing guidance cautions against universal shrink-wrap attachment.
    - Evidence informing forecast-year allocation inputs; displayed values and growth are calculated: The printer's bookstore-oriented purchasing guidance cautions against universal shrink-wrap attachment.

46. Digital Book Printing - Bookmobile
    - Evidence informing base-year allocation inputs; displayed values and growth are calculated: The current book-production portfolio separately offers poly bags, supporting commercial category participation rather than a sales weight.
    - Evidence informing forecast-year allocation inputs; displayed values and growth are calculated: The current book-production portfolio separately offers poly bags, supporting commercial category participation rather than a sales weight.
    - Evidence informing base-year allocation inputs; displayed values and growth are calculated: The current portfolio offers shrink-wrap independently of other finishing options.
    - Evidence informing forecast-year allocation inputs; displayed values and growth are calculated: The current portfolio offers shrink-wrap independently of other finishing options.
47. Sell Books on Shopify - Lulu
    - Evidence informing forecast-year allocation inputs; displayed values and growth are calculated: The offered storefront-to-print-and-ship route supports an accessible production-linked parcel channel, not assumed demand.
    - Evidence informing forecast-year allocation inputs; displayed values and growth are calculated: Direct fulfillment availability supports the parcel-use scenario without establishing envelope mix.
    - Evidence informing forecast-year allocation inputs; displayed values and growth are calculated: Direct fulfillment availability supports the parcel-use scenario without establishing bag mix.
48. European Commission - New EU Rules on Packaging Enter into Application
    - Evidence informing forecast-year allocation inputs; displayed values and growth are calculated: Regional packaging minimization supports a directional right-sizing premise, not a measured global box-price effect.
    - Evidence informing forecast-year allocation inputs; displayed values and growth are calculated: Waste-reduction requirements inform the bounded substitution scenario; they do not quantify band adoption.
    - Evidence informing forecast-year allocation inputs; displayed values and growth are calculated: Regional circularity requirements inform lower lightweight-bag exposure without implying a global book-bag ban.
    - Evidence informing forecast-year allocation inputs; displayed values and growth are calculated: Material substitution remains partly internal to the combined film-and-paper category.
    - Evidence informing forecast-year allocation inputs; displayed values and growth are calculated: Regional recyclability pressure informs the niche substitution scenario, not an observed blister-sales decline.
    - Evidence informing forecast-year allocation inputs; displayed values and growth are calculated: Empty-space reduction provides a directional premise for lower cushioning allowance per individual box.
49. Digital Printing - U.S. Government Publishing Office
    - Evidence informing base-year allocation inputs; displayed values and growth are calculated: Procurement examples allow offset or digital alternatives while restricting some digital variants, supporting an acceptance- and run-mix model rather than a universal quality ranking. This is a modeling premise, not an observed process share.
    - Evidence informing forecast-year allocation inputs; displayed values and growth are calculated: Procurement examples allow offset or digital alternatives while restricting some digital variants, supporting an acceptance- and run-mix model rather than a universal quality ranking. This is a modeling premise, not an observed process share.
    - Evidence informing base-year allocation inputs; displayed values and growth are calculated: The purchasing guidance supports conditional digital substitution, not unrestricted interchangeability or an observed forecast allocation.
    - Evidence informing forecast-year allocation inputs; displayed values and growth are calculated: The purchasing guidance supports conditional digital substitution, not unrestricted interchangeability or an observed forecast allocation.

50. Clays demonstrate dedication to digital investment
    - Evidence informing base-year allocation inputs; displayed values and growth are calculated: Reports xx.xx books annually and xx.xx books of digital capacity in an older investment statement; this constrains scale but is not a 2025 realized output mix.
    - Evidence informing forecast-year allocation inputs; displayed values and growth are calculated: Reports xx.xx books annually and xx.xx books of digital capacity in an older investment statement; this constrains scale but is not a 2025 realized output mix.
    - Evidence informing base-year allocation inputs; displayed values and growth are calculated: The company's inkjet investment supports an existing book-production application and a conditional adoption premise, not a quantified global forecast.
    - Evidence informing forecast-year allocation inputs; displayed values and growth are calculated: The company's inkjet investment supports an existing book-production application and a conditional adoption premise, not a quantified global forecast.
    - Evidence informing base-year allocation inputs; displayed values and growth are calculated: The capacity/output comparison is a limited commercial check on continued conventional book production, not a direct offset revenue observation.
    - Evidence informing forecast-year allocation inputs; displayed values and growth are calculated: The capacity/output comparison is a limited commercial check on continued conventional book production, not a direct offset revenue observation.
51. ISO/TC 130 - Guidelines for Using Print Production Standards, Version 1.0, 2019
    - Evidence informing base-year allocation inputs; displayed values and growth are calculated: Distinguishes packaging use cases and printing processes, supporting allocation of gravure to book-associated components rather than the full value of a book.
    - Evidence informing forecast-year allocation inputs; displayed values and growth are calculated: Distinguishes packaging use cases and printing processes, supporting allocation of gravure to book-associated components rather than the full value of a book.
    - Evidence informing base-year allocation inputs; displayed values and growth are calculated: Identifies flexographic packaging applications; the book-specific spending budget and process coefficients remain modeled.
    - Evidence informing forecast-year allocation inputs; displayed values and growth are calculated: Identifies flexographic packaging applications; the book-specific spending budget and process coefficients remain modeled.
52. Premium Layflat Photo Books - PhotobookShop
    - Evidence informing base-year allocation inputs; displayed values and growth are calculated: Offers bound silver-halide photographic books and distinguishes them from digitally printed alternatives, supporting the model's separate photographic category rather than an observed sales weight.
    - Evidence informing forecast-year allocation inputs; displayed values and growth are calculated: Offers bound silver-halide photographic books and distinguishes them from digitally printed alternatives, supporting the model's separate photographic category rather than an observed sales weight.
53. The Cormac McCarthy Collection - The Folio Society
    - Evidence informing base-year allocation inputs; displayed values and growth are calculated: Documents screen-printed cloth covers on physical book editions, supporting component-level commercial attribution. It does not measure supplier component receipts or global uptake.
    - Evidence informing forecast-year allocation inputs; displayed values and growth are calculated: Documents screen-printed cloth covers on physical book editions, supporting component-level commercial attribution. It does not measure supplier component receipts or global uptake.

54. Risograph Digital Duplicator Order Form, 2026 - Minneapolis College of Art and Design
    - Evidence informing base-year allocation inputs; displayed values and growth are calculated: The 2026 institutional form recognizes Risograph book/booklet orders but excludes assembly. It supports a limited application boundary, not 2025 external commercial volume; internal institutional charges are excluded from the numerator.
    - Evidence informing forecast-year allocation inputs; displayed values and growth are calculated: The 2026 institutional form recognizes Risograph book/booklet orders but excludes assembly. It supports a limited application boundary, not 2025 external commercial volume; internal institutional charges are excluded from the numerator.
55. American Printing House - 2024 Annual Report
    - Evidence informing base-year allocation inputs; displayed values and growth are calculated: Fiscal 2024 product sales were USD xx.xx; braille publications represented xx.xx% of product sales; xx.xx braille volumes were produced. These inputs constrain an adjusted production-realization proxy, not a global market share.
    - Evidence informing base-year allocation inputs; displayed values and growth are calculated: The decline from xx.xx braille volumes in 2022 qualifies a uniform physical-demand growth assumption and informs the slower relative forecast activity weight.
    - Evidence informing forecast-year allocation inputs; displayed values and growth are calculated: Fiscal 2024 product sales were USD xx.xx; braille publications represented xx.xx% of product sales; xx.xx braille volumes were produced. These inputs constrain an adjusted production-realization proxy, not a global market share.
    - Evidence informing forecast-year allocation inputs; displayed values and growth are calculated: The decline from xx.xx braille volumes in 2022 qualifies a uniform physical-demand growth assumption and informs the slower relative forecast activity weight.
56. Kodak Moments Kiosk - Kodak Alaris
    - Evidence informing base-year allocation inputs; displayed values and growth are calculated: Advertises book-capable retail kiosk equipment and a photographic-printing portfolio. Used only as a commercial-route premise for the thermal working estimate, not as evidence of thermal book-service sales, utilization or the final share.
    - Evidence informing forecast-year allocation inputs; displayed values and growth are calculated: Advertises book-capable retail kiosk equipment and a photographic-printing portfolio. Used only as a commercial-route premise for the thermal working estimate, not as evidence of thermal book-service sales, utilization or the final share.
57. 二〇二一年全国新闻出版业基本情况
    - Evidence informing base-year allocation inputs; displayed values and growth are calculated: Official 2021 aggregate textbook output distinguishes school, tertiary and vocational/adult activity; historical volumes require value and global-scope adjustments.
    - Evidence informing forecast-year allocation inputs; displayed values and growth are calculated: Official 2021 aggregate textbook output distinguishes school, tertiary and vocational/adult activity; historical volumes require value and global-scope adjustments.
    - Evidence informing base-year allocation inputs; displayed values and growth are calculated: Secondary, primary and teaching-book aggregate sheet counts form the school activity weight.
    - Evidence informing forecast-year allocation inputs; displayed values and growth are calculated: Secondary, primary and teaching-book aggregate sheet counts form the school activity weight.
    - Evidence informing base-year allocation inputs; displayed values and growth are calculated: Tertiary textbook aggregate output supplies the higher-education activity input before an assumed relative-service-value adjustment.
    - Evidence informing forecast-year allocation inputs; displayed values and growth are calculated: Tertiary textbook aggregate output supplies the higher-education activity input before an assumed relative-service-value adjustment.
    - Evidence informing base-year allocation inputs; displayed values and growth are calculated: Vocational, adult and literacy textbook output supplies the corresponding historical activity input.
    - Evidence informing forecast-year allocation inputs; displayed values and growth are calculated: Vocational, adult and literacy textbook output supplies the corresponding historical activity input.

58. Music, printed or in manuscript imports by country, 2024 - World Integrated Trade Solution
    - Evidence informing base-year allocation inputs; displayed values and growth are calculated: Official HS xx.xx import observations constrain the music-publication value bridge; domestic supply, physical-book eligibility and the printing-service fraction remain modeled.
    - Evidence informing forecast-year allocation inputs; displayed values and growth are calculated: Official HS xx.xx import observations constrain the music-publication value bridge; domestic supply, physical-book eligibility and the printing-service fraction remain modeled.
59. Bloomsbury Publishing - 2024/25 Results Presentation
    - Evidence informing base-year allocation inputs; displayed values and growth are calculated: Separate Academic & Professional print, digital and rights/service receipts demonstrate the required physical-revenue boundary; company mix is not treated as global market share.
    - Evidence informing forecast-year allocation inputs; displayed values and growth are calculated: Separate Academic & Professional print, digital and rights/service receipts demonstrate the required physical-revenue boundary; company mix is not treated as global market share.
    - Evidence informing base-year allocation inputs; displayed values and growth are calculated: Observed physical academic publishing activity supports commercial applicability but does not verify the assumed global research/reference ratio.
    - Evidence informing forecast-year allocation inputs; displayed values and growth are calculated: Observed physical academic publishing activity supports commercial applicability but does not verify the assumed global research/reference ratio.
60. HDSB - RFSQ 26-013: Yearbook Software and Printing Services
    - Evidence informing base-year allocation inputs; displayed values and growth are calculated: The qualification notice establishes a commissioned yearbook scope including printing, binding and school delivery; it supplies no awarded value and is not used as a sales weight.
    - Evidence informing forecast-year allocation inputs; displayed values and growth are calculated: The qualification notice establishes a commissioned yearbook scope including printing, binding and school delivery; it supplies no awarded value and is not used as a sales weight.
    - Evidence informing base-year allocation inputs; displayed values and growth are calculated: The yearbook qualification notice restricts supply to prequalified vendors while permitting school bulk orders and individual ordering. It supports separating commissioning authority from ultimate payment, but discloses no fulfilled-order value.
    - Evidence informing forecast-year allocation inputs; displayed values and growth are calculated: The yearbook qualification notice restricts supply to prequalified vendors while permitting school bulk orders and individual ordering. It supports separating commissioning authority from ultimate payment, but discloses no fulfilled-order value.
    - Evidence informing base-year allocation inputs; displayed values and growth are calculated: The individual-ordering option establishes an attribution uncertainty relevant to the modeled household portion; it does not establish the assumed xx.xx% proportion.
    - Evidence informing forecast-year allocation inputs; displayed values and growth are calculated: The individual-ordering option establishes an attribution uncertainty relevant to the modeled household portion; it does not establish the assumed xx.xx% proportion.

61. U.S. Census Bureau - 2022 Economic Census, Books Printing Questionnaire MC-32312
    - Evidence informing base-year allocation inputs; displayed values and growth are calculated: The official printing questionnaire supports the distinction between textbook and general-book production; recognition is not treated as a revenue weight.
    - Evidence informing forecast-year allocation inputs; displayed values and growth are calculated: The official printing questionnaire supports the distinction between textbook and general-book production; recognition is not treated as a revenue weight.
    - Evidence informing base-year allocation inputs; displayed values and growth are calculated: Recognized coloring-book output supports treating recreational activity commissions separately from institutional textbooks according to purpose.
    - Evidence informing forecast-year allocation inputs; displayed values and growth are calculated: Recognized coloring-book output supports treating recreational activity commissions separately from institutional textbooks according to purpose.
62. Press Information Bureau - Department of School Education & Literacy, Year End Review 2024
    - Evidence informing base-year allocation inputs; displayed values and growth are calculated: The government review describes substantial NCERT physical-textbook activity, independently qualifying the physical-availability premise without establishing attributable supplier revenue.
    - Evidence informing forecast-year allocation inputs; displayed values and growth are calculated: The government review describes substantial NCERT physical-textbook activity, independently qualifying the physical-availability premise without establishing attributable supplier revenue.
63. 2022 North American Industry Classification System - United States
    - Evidence informing base-year allocation inputs; displayed values and growth are calculated: Dedicated book-publishing activity is separated from institutional primary activities and printing without publishing, constraining the Publishing Organizations numerator.
    - Evidence informing forecast-year allocation inputs; displayed values and growth are calculated: Dedicated book-publishing activity is separated from institutional primary activities and printing without publishing, constraining the Publishing Organizations numerator.
64. U.S. Census Bureau - Books Printing: 2002
    - Evidence informing base-year allocation inputs; displayed values and growth are calculated: Table xx.xx reports 2002 U.S. books-printing contract-work costs of USD xx.xx and shipments of USD xx.xx. Their ratio supplies a dated manufacturing-subcontract proxy, held constant within the forecast component.
    - Evidence informing forecast-year allocation inputs; displayed values and growth are calculated: Table xx.xx reports 2002 U.S. books-printing contract-work costs of USD xx.xx and shipments of USD xx.xx. Their ratio supplies a dated manufacturing-subcontract proxy, held constant within the forecast component.
    - Evidence informing base-year allocation inputs; displayed values and growth are calculated: The historical subcontract-cost input constrains the modeled transfer from publisher-origin commissioning to performing suppliers, without adding another gross contract value.
    - Evidence informing forecast-year allocation inputs; displayed values and growth are calculated: The historical subcontract-cost input constrains the modeled transfer from publisher-origin commissioning to performing suppliers, without adding another gross contract value.
65. Samfine Creation Holdings Group Limited - Form 20-F for the year ended December 31, 2025
    - Evidence informing base-year allocation inputs; displayed values and growth are calculated: The company reports USD xx.xx of 2025 book-product revenue and principally serves book traders that secure printing contracts and outsource production. This is a supplier-specific quantitative role check, not a Global allocation weight.
    - Evidence informing forecast-year allocation inputs; displayed values and growth are calculated: The company reports USD xx.xx of 2025 book-product revenue and principally serves book traders that secure printing contracts and outsource production. This is a supplier-specific quantitative role check, not a Global allocation weight.

66. Ministry of Education - NCERT and Amazon Letter of Engagement, October 7, 2024
    - Evidence informing base-year allocation inputs; displayed values and growth are calculated: The October xx.xx 2024 announcement targeted xx.xx NCERT books for academic 2025-xx.xx. This is a planned institutional activity anchor; realization, eligible receipts and subsequent growth are modeled separately.
    - Evidence informing forecast-year allocation inputs; displayed values and growth are calculated: The October xx.xx 2024 announcement targeted xx.xx NCERT books for academic 2025-xx.xx. This is a planned institutional activity anchor; realization, eligible receipts and subsequent growth are modeled separately.
67. Bangladesh e-GP - NCTB/TEXTBOOK/2025, Package GD.102_SEC_8.031
    - Evidence informing base-year allocation inputs; displayed values and growth are calculated: The government-funded procurement plan specifies xx.xx academic-2025 textbook copies and an estimated BDT xx.xx for printing, binding and supply. It constrains commercial order scale and local unit-budget plausibility, not realized annual revenue.
    - Evidence informing forecast-year allocation inputs; displayed values and growth are calculated: The government-funded procurement plan specifies xx.xx academic-2025 textbook copies and an estimated BDT xx.xx for printing, binding and supply. It constrains commercial order scale and local unit-budget plausibility, not realized annual revenue.
68. Students suffer as NCTB fails to deliver books - The Daily Star, January 17, 2025
    - Evidence informing base-year allocation inputs; displayed values and growth are calculated: The January xx.xx 2025 report corroborates the dated approximately xx.xx-copy textbook target and early-year delivery disruption. Target realization and supplier receipts remain modeled.
69. Secondary-level students: A new year without full set of books for many - The Daily Star, December 28, 2025
    - Evidence informing forecast-year allocation inputs; displayed values and growth are calculated: The December xx.xx 2025 report corroborates the approximately xx.xx-copy academic-2026 target and continued delivery slippage. It informs a normalization assumption, not an observed 2032 share.
70. Business Books - Print Professional, Custom Corporate Books | Blurb
    - Evidence informing base-year allocation inputs; displayed values and growth are calculated: The business-book offering includes organizational presentation and corporate-gift applications. It establishes an in-scope commissioning proposition, not the modeled global copy quantity or spending.
    - Evidence informing forecast-year allocation inputs; displayed values and growth are calculated: The business-book offering includes organizational presentation and corporate-gift applications. It establishes an in-scope commissioning proposition, not the modeled global copy quantity or spending.
71. How to Use Lulu to Support Your Nonprofit | Lulu
    - Evidence informing base-year allocation inputs; displayed values and growth are calculated: The platform permits an organization or charity to receive creator proceeds. This supports excluding beneficiary-only arrangements from nonprofit commissioning; it does not measure nonprofit printing purchases.
    - Evidence informing forecast-year allocation inputs; displayed values and growth are calculated: The platform permits an organization or charity to receive creator proceeds. This supports excluding beneficiary-only arrangements from nonprofit commissioning; it does not measure nonprofit printing purchases.

72. News Corp - Form 10-K for the fiscal year ended June 30, 2025
    - Evidence informing base-year allocation inputs; displayed values and growth are calculated: Fiscal 2025 consumer backlist revenue of xx.xx% and digital revenue of xx.xx% anchor the assumed physical-backlist bridge and its forecast starting model.
    - Evidence informing forecast-year allocation inputs; displayed values and growth are calculated: Fiscal 2025 consumer backlist revenue of xx.xx% and digital revenue of xx.xx% anchor the assumed physical-backlist bridge and its forecast starting model.
    - Evidence informing base-year allocation inputs; displayed values and growth are calculated: The disclosed backlist mix constrains recurring-title demand; its division into replenishment and POD remains modeled.
    - Evidence informing forecast-year allocation inputs; displayed values and growth are calculated: The disclosed backlist mix constrains recurring-title demand; its division into replenishment and POD remains modeled.
    - Evidence informing base-year allocation inputs; displayed values and growth are calculated: The complementary frontlist population supports the launch-stock cohort after physical-format adjustments.
    - Evidence informing forecast-year allocation inputs; displayed values and growth are calculated: The complementary frontlist population supports the launch-stock cohort after physical-format adjustments.
73. News Corp - Form 10-K for the fiscal year ended June 30, 2026
    - Evidence informing forecast-year allocation inputs; displayed values and growth are calculated: Fiscal 2026 backlist revenue of xx.xx% and digital revenue of xx.xx% lower the forecast physical-backlist proxy instead of assuming continued backlist expansion.
    - Evidence informing forecast-year allocation inputs; displayed values and growth are calculated: The updated catalog mix changes the forecast population available for repeat inventory releases.
    - Evidence informing forecast-year allocation inputs; displayed values and growth are calculated: The updated frontlist/backlist bridge changes the forecast planned-production weight; no 2032 share is disclosed.
74. How Do Lulu Direct Orders Work?
    - Evidence informing base-year allocation inputs; displayed values and growth are calculated: Lulu describes printing after customer purchase and distinguishes production from subsequent shipment, supporting recipient-order attribution rather than technology-based classification.
    - Evidence informing forecast-year allocation inputs; displayed values and growth are calculated: Lulu describes printing after customer purchase and distinguishes production from subsequent shipment, supporting recipient-order attribution rather than technology-based classification.
    - Evidence informing base-year allocation inputs; displayed values and growth are calculated: No minimum order and one-copy ordering establish commercial feasibility, not the number or value of single-copy releases.
    - Evidence informing forecast-year allocation inputs; displayed values and growth are calculated: No minimum order and one-copy ordering establish commercial feasibility, not the number or value of single-copy releases.
    - Evidence informing base-year allocation inputs; displayed values and growth are calculated: One POD offering accepts hundreds of copies, independently challenging a POD-equals-single-copy allocation.
    - Evidence informing forecast-year allocation inputs; displayed values and growth are calculated: One POD offering accepts hundreds of copies, independently challenging a POD-equals-single-copy allocation.
    - Evidence informing base-year allocation inputs; displayed values and growth are calculated: Orders can extend into thousands within the same offering; the production trigger therefore does not uniquely identify the working run band.
    - Evidence informing forecast-year allocation inputs; displayed values and growth are calculated: Orders can extend into thousands within the same offering; the production trigger therefore does not uniquely identify the working run band.

75. Supply Chain - Clays
    - Evidence informing base-year allocation inputs; displayed values and growth are calculated: Clays describes differentiated backlist arrangements and stock visibility, supporting a separate inventory-replenishment cohort without establishing its numerical prevalence.
    - Evidence informing forecast-year allocation inputs; displayed values and growth are calculated: Clays describes differentiated backlist arrangements and stock visibility, supporting a separate inventory-replenishment cohort without establishing its numerical prevalence.
    - Evidence informing base-year allocation inputs; displayed values and growth are calculated: New-title consolidation and predictable annual backlist demand support retaining planned inventory commitments; short-run printing is explicitly not necessarily POD.
    - Evidence informing forecast-year allocation inputs; displayed values and growth are calculated: New-title consolidation and predictable annual backlist demand support retaining planned inventory commitments; short-run printing is explicitly not necessarily POD.
    - Evidence informing base-year allocation inputs; displayed values and growth are calculated: Clays explicitly distinguishes short-run work from POD, supporting category separation rather than a technological proxy for value share.
    - Evidence informing forecast-year allocation inputs; displayed values and growth are calculated: Clays explicitly distinguishes short-run work from POD, supporting category separation rather than a technological proxy for value share.
76. Smart Backlist Management: When to Hold and When to Print-on-Demand
    - Evidence informing base-year allocation inputs; displayed values and growth are calculated: Sheridan describes low-volume titles moving to POD while other titles retain inventory, supporting differentiated release-policy assumptions rather than a uniform backlist-to-POD conversion.
    - Evidence informing forecast-year allocation inputs; displayed values and growth are calculated: Sheridan describes low-volume titles moving to POD while other titles retain inventory, supporting differentiated release-policy assumptions rather than a uniform backlist-to-POD conversion.
    - Evidence informing base-year allocation inputs; displayed values and growth are calculated: A disclosed customer example uses a stock threshold to trigger a 2,000-copy replenishment order. It establishes the commercial mechanism, not a market-wide share.
    - Evidence informing forecast-year allocation inputs; displayed values and growth are calculated: A disclosed customer example uses a stock threshold to trigger a 2,000-copy replenishment order. It establishes the commercial mechanism, not a market-wide share.

77. Shortage of NCERT textbooks - Rajya Sabha Unstarred Question No. 1941, December 17, 2025
    - Evidence informing base-year allocation inputs; displayed values and growth are calculated: Advance enrollment-based forecasting, academic-session readiness and a fiscal 2025-xx.xx plan for approximately xx.xx textbooks support a substantial calendar-driven stock cohort. The target is not realized production.
    - Evidence informing forecast-year allocation inputs; displayed values and growth are calculated: Advance enrollment-based forecasting, academic-session readiness and a fiscal 2025-xx.xx plan for approximately xx.xx textbooks support a substantial calendar-driven stock cohort. The target is not realized production.
    - Evidence informing base-year allocation inputs; displayed values and growth are calculated: Phased supply and inventory monitoring support distinguishing ongoing availability obligations from individual-recipient POD, without quantifying replenishment's global prevalence.
    - Evidence informing forecast-year allocation inputs; displayed values and growth are calculated: Phased supply and inventory monitoring support distinguishing ongoing availability obligations from individual-recipient POD, without quantifying replenishment's global prevalence.
    - Evidence informing base-year allocation inputs; displayed values and growth are calculated: The official answer distinguishes printer empanelment from approximately xx.xx distribution vendors and describes planned fiscal 2025-xx.xx printing of approximately xx.xx textbooks. It supports commissioning-versus-distribution separation, not a realized monetary channel split.
    - Evidence informing forecast-year allocation inputs; displayed values and growth are calculated: The official answer distinguishes printer empanelment from approximately xx.xx distribution vendors and describes planned fiscal 2025-xx.xx printing of approximately xx.xx textbooks. It supports commissioning-versus-distribution separation, not a realized monetary channel split.
    - Evidence informing base-year allocation inputs; displayed values and growth are calculated: Phased textbook supply supports treating annual institutional quantities separately from production batches; it does not disclose the medium-run allocation.
    - Evidence informing forecast-year allocation inputs; displayed values and growth are calculated: Phased textbook supply supports treating annual institutional quantities separately from production batches; it does not disclose the medium-run allocation.
    - Evidence informing base-year allocation inputs; displayed values and growth are calculated: The December xx.xx 2025 answer identifies a xx.xx-million-copy FY2025-xx.xx printing decision versus approximately xx.xx in recent years, a counterforce to assuming rapid long-run disappearance. Planned copies are not realized service revenue.
    - Evidence informing forecast-year allocation inputs; displayed values and growth are calculated: The December xx.xx 2025 answer identifies a xx.xx-million-copy FY2025-xx.xx printing decision versus approximately xx.xx in recent years, a counterforce to assuming rapid long-run disappearance. Planned copies are not realized service revenue.
78. Fulfillment Fee - Lulu Direct
    - Evidence informing base-year allocation inputs; displayed values and growth are calculated: The September 2026 schedule lists USD xx.xx per order regardless of item count, supporting an order-frequency effect on associated-service value. It does not verify the assumed historical or forecast multiplier.
    - Evidence informing forecast-year allocation inputs; displayed values and growth are calculated: The September 2026 schedule lists USD xx.xx per order regardless of item count, supporting an order-frequency effect on associated-service value. It does not verify the assumed historical or forecast multiplier.

79. InnerWorkings, Inc. - Form 10-K for the year ended December 31, 2019
    - Evidence informing base-year allocation inputs; displayed values and growth are calculated: The 2019 filing reports USD xx.xx gross profit on USD xx.xx revenue and describes purchased-product and direct-service costs. Historical reported margins constrain the modeled xx.xx% retained-fee ratio; they do not directly measure book-channel share.
    - Evidence informing forecast-year allocation inputs; displayed values and growth are calculated: The 2019 filing reports USD xx.xx gross profit on USD xx.xx revenue and describes purchased-product and direct-service costs. Historical reported margins constrain the modeled xx.xx% retained-fee ratio; they do not directly measure book-channel share.
    - Evidence informing base-year allocation inputs; displayed values and growth are calculated: The procurement-service margin comparison supports the fee-to-managed-spending bridge underlying the direct-channel complement. Carrying the normalized ratio into 2032 is explicitly a forecast assumption.
    - Evidence informing forecast-year allocation inputs; displayed values and growth are calculated: The procurement-service margin comparison supports the fee-to-managed-spending bridge underlying the direct-channel complement. Carrying the normalized ratio into 2032 is explicitly a forecast assumption.
80. Simplified Purchase Agreement - U.S. Government Publishing Office
    - Evidence informing base-year allocation inputs; displayed values and growth are calculated: SPA permits agency awards directly to certified vendors for purchases up to USD xx.xx while GPO pays vendors and invoices agencies. This supports classifying by the contracting relationship rather than the invoice payer, not a numerical global weight.
    - Evidence informing forecast-year allocation inputs; displayed values and growth are calculated: SPA permits agency awards directly to certified vendors for purchases up to USD xx.xx while GPO pays vendors and invoices agencies. This supports classifying by the contracting relationship rather than the invoice payer, not a numerical global weight.
81. Global Print Services | China, Europe, SE Asia, USA & India
    - Evidence informing base-year allocation inputs; displayed values and growth are calculated: Imago describes sourcing suppliers and coordinating multiple manufacturers for book-related projects. Its cumulative customer relationships establish the offered intermediary role but are not annual revenue or allocation weights.
    - Evidence informing forecast-year allocation inputs; displayed values and growth are calculated: Imago describes sourcing suppliers and coordinating multiple manufacturers for book-related projects. Its cumulative customer relationships establish the offered intermediary role but are not annual revenue or allocation weights.
82. Lion Rock Group Limited - Annual Report 2025
    - Evidence informing base-year allocation inputs; displayed values and growth are calculated: Own-business 2025 turnover changes of minus xx.xx% for APOL and minus xx.xx% for Regent challenge uniform intermediary growth; Regent's non-book focus limits its relevance. These observations support avoiding an additional adoption uplift.
    - Evidence informing forecast-year allocation inputs; displayed values and growth are calculated: Own-business 2025 turnover changes of minus xx.xx% for APOL and minus xx.xx% for Regent challenge uniform intermediary growth; Regent's non-book focus limits its relevance. These observations support avoiding an additional adoption uplift.
    - Evidence informing base-year allocation inputs; displayed values and growth are calculated: Manufacturing turnover changes of minus xx.xx% at xx.xx Printing and plus xx.xx% at Papercraft demonstrate differing supplier trajectories rather than a simple common channel-growth pattern; these are not direct-contracting market shares.
    - Evidence informing forecast-year allocation inputs; displayed values and growth are calculated: Manufacturing turnover changes of minus xx.xx% at xx.xx Printing and plus xx.xx% at Papercraft demonstrate differing supplier trajectories rather than a simple common channel-growth pattern; these are not direct-contracting market shares.

83. Imprint Digital - Book Printing Prices UK

- Evidence informing base-year allocation inputs; displayed values and growth are calculated: The inspected schedule quotes GBP xx.xx at xx.xx copies for one paperback specification, supporting a relative-price input, not a historical global realization.
- Evidence informing forecast-year allocation inputs; displayed values and growth are calculated: The inspected schedule quotes GBP xx.xx at xx.xx copies for one paperback specification, supporting a relative-price input, not a historical global realization.
- Evidence informing base-year allocation inputs; displayed values and growth are calculated: GBP xx.xx at xx.xx copies supplies the medium-run reference index; format and delivery differences require separate treatment.
- Evidence informing forecast-year allocation inputs; displayed values and growth are calculated: GBP xx.xx at xx.xx copies supplies the medium-run reference index; format and delivery differences require separate treatment.
- Evidence informing base-year allocation inputs; displayed values and growth are calculated: The quantity-price curve anchors the reference from which the long-run discount is assumed; no long-run price or future share is disclosed.
- Evidence informing forecast-year allocation inputs; displayed values and growth are calculated: The quantity-price curve anchors the reference from which the long-run discount is assumed; no long-run price or future share is disclosed.

84. Print Options

- Evidence informing base-year allocation inputs; displayed values and growth are calculated: KDP distinguishes black-and-white from color records and locks ink type after publication. These platform-specific conditions qualify switching assumptions, not market weights. ([kdp.amazon.com](https://kdp.amazon.com/en_US/help/topic/G201834180))
- Evidence informing forecast-year allocation inputs; displayed values and growth are calculated: KDP distinguishes black-and-white from color records and locks ink type after publication. These platform-specific conditions qualify switching assumptions, not market weights. ([kdp.amazon.com](https://kdp.amazon.com/en_US/help/topic/G201834180))
- Evidence informing base-year allocation inputs; displayed values and growth are calculated: The displayed platform menu does not establish designated spot-color availability or sales; a general color option is not used as evidence of spot-color demand. ([kdp.amazon.com](https://kdp.amazon.com/en_US/help/topic/G201834180))
- Evidence informing forecast-year allocation inputs; displayed values and growth are calculated: The displayed platform menu does not establish designated spot-color availability or sales; a general color option is not used as evidence of spot-color demand. ([kdp.amazon.com](https://kdp.amazon.com/en_US/help/topic/G201834180))
- Evidence informing base-year allocation inputs; displayed values and growth are calculated: Standard color is unavailable for hardcover, but premium color is available. Both process-color tiers belong within the modeled Full-Color Interiors category. ([kdp.amazon.com](https://kdp.amazon.com/en_US/help/topic/G201834180))
- Evidence informing forecast-year allocation inputs; displayed values and growth are calculated: Standard color is unavailable for hardcover, but premium color is available. Both process-color tiers belong within the modeled Full-Color Interiors category. ([kdp.amazon.com](https://kdp.amazon.com/en_US/help/topic/G201834180))

85. Synthèse des chiffres de l'édition jeunesse 2024-2025

- Evidence informing base-year allocation inputs; displayed values and growth are calculated: The primary French publishing survey reports a xx.xx% decline in illustrated early-childhood volumes and a xx.xx% decline in youth-fiction volumes in 2024. These differing outcomes challenge an aggressive universal color-growth assumption. ([sne.fr](https://www.sne.fr/actu/synthese-des-chiffres-de-ledition-jeunesse-2024-2025/))
- Evidence informing forecast-year allocation inputs; displayed values and growth are calculated: The primary French publishing survey reports a xx.xx% decline in illustrated early-childhood volumes and a xx.xx% decline in youth-fiction volumes in 2024. These differing outcomes challenge an aggressive universal color-growth assumption. ([sne.fr](https://www.sne.fr/actu/synthese-des-chiffres-de-ledition-jeunesse-2024-2025/))

19.6. GCC

Table 472. GCC Book Printing & Packaging Services Market, by Country growth contribution, 2025-2032

Category	2025 value (USD Million)	2032 value (USD Million)	Added value (USD Million)	2025 share (%)	2032 share (%)	Change (pp)	Growth share (%)	CAGR (%)
Bahrain	xx.xx	xx.xx	xx.xx	xx.xx	xx.xx	xx.xx	xx.xx	xx.xx
Kuwait	xx.xx	xx.xx	xx.xx	xx.xx	xx.xx	xx.xx	xx.xx	xx.xx
Oman	xx.xx	xx.xx	xx.xx	xx.xx	xx.xx	xx.xx	xx.xx	xx.xx
Qatar	xx.xx	xx.xx	xx.xx	xx.xx	xx.xx	xx.xx	xx.xx	xx.xx
Saudi Arabia	xx.xx	xx.xx	xx.xx	xx.xx	xx.xx	xx.xx	xx.xx	xx.xx
United Arab Emirates	xx.xx	xx.xx	xx.xx	xx.xx	xx.xx	xx.xx	xx.xx	xx.xx
Scope total	**xx.xx**	**xx.xx**	**xx.xx**	**xx.xx**	**xx.xx**	**xx.xx**	**xx.xx**	**xx.xx**

Table 473. GCC Book Printing & Packaging Services Market Size, by Group, 2017-2040 (USD Million)

Group	2017	2024	2025	2026	2027	2032	2040	CAGR (%)
Bahrain	xx.xx	xx.xx	xx.xx	xx.xx	xx.xx	xx.xx	xx.xx	xx.xx
Kuwait	xx.xx	xx.xx	xx.xx	xx.xx	xx.xx	xx.xx	xx.xx	xx.xx
Oman	xx.xx	xx.xx	xx.xx	xx.xx	xx.xx	xx.xx	xx.xx	xx.xx
Qatar	xx.xx	xx.xx	xx.xx	xx.xx	xx.xx	xx.xx	xx.xx	xx.xx
Saudi Arabia	xx.xx	xx.xx	xx.xx	xx.xx	xx.xx	xx.xx	xx.xx	xx.xx
United Arab Emirates	xx.xx	xx.xx	xx.xx	xx.xx	xx.xx	xx.xx	xx.xx	xx.xx

Table 474. GCC Book Printing & Packaging Services Market Size, by Service Offering, 2017-2040 (USD Million)

Service Offering	2017	2024	2025	2026	2027	2032	2040	CAGR (%)
Book Packaging Production	xx.xx	xx.xx	xx.xx	xx.xx	xx.xx	xx.xx	xx.xx	xx.xx
Book Packing & Kitting	xx.xx	xx.xx	xx.xx	xx.xx	xx.xx	xx.xx	xx.xx	xx.xx
Book Printing	xx.xx	xx.xx	xx.xx	xx.xx	xx.xx	xx.xx	xx.xx	xx.xx
Bookbinding & Finishing	xx.xx	xx.xx	xx.xx	xx.xx	xx.xx	xx.xx	xx.xx	xx.xx
Prepress Services	xx.xx	xx.xx	xx.xx	xx.xx	xx.xx	xx.xx	xx.xx	xx.xx
Print Production Management	xx.xx	xx.xx	xx.xx	xx.xx	xx.xx	xx.xx	xx.xx	xx.xx
Production-Linked Fulfillment	xx.xx	xx.xx	xx.xx	xx.xx	xx.xx	xx.xx	xx.xx	xx.xx
Total	**xx.xx**	**xx.xx**	**xx.xx**	**xx.xx**	**xx.xx**	**xx.xx**	**xx.xx**	**xx.xx**

Table 475. GCC Book Printing & Packaging Services Market Size, by Book Format, 2017-2040 (USD Million)

Book Format	2017	2024	2025	2026	2027	2032	2040	CAGR (%)
Accordion-Fold Books	xx.xx	xx.xx	xx.xx	xx.xx	xx.xx	xx.xx	xx.xx	xx.xx
Bath Books	xx.xx	xx.xx	xx.xx	xx.xx	xx.xx	xx.xx	xx.xx	xx.xx
Board Books	xx.xx	xx.xx	xx.xx	xx.xx	xx.xx	xx.xx	xx.xx	xx.xx
Foam Books	xx.xx	xx.xx	xx.xx	xx.xx	xx.xx	xx.xx	xx.xx	xx.xx
Hardcover Books	xx.xx	xx.xx	xx.xx	xx.xx	xx.xx	xx.xx	xx.xx	xx.xx
Loose-Leaf Books	xx.xx	xx.xx	xx.xx	xx.xx	xx.xx	xx.xx	xx.xx	xx.xx
Paperback & Softcover Books	xx.xx	xx.xx	xx.xx	xx.xx	xx.xx	xx.xx	xx.xx	xx.xx
Saddle-Stitched Booklets	xx.xx	xx.xx	xx.xx	xx.xx	xx.xx	xx.xx	xx.xx	xx.xx
Slide-Bound Books	xx.xx	xx.xx	xx.xx	xx.xx	xx.xx	xx.xx	xx.xx	xx.xx
Textile Books	xx.xx	xx.xx	xx.xx	xx.xx	xx.xx	xx.xx	xx.xx	xx.xx
Wire, Coil & Comb-Bound Books	xx.xx	xx.xx	xx.xx	xx.xx	xx.xx	xx.xx	xx.xx	xx.xx
Total	**xx.xx**	**xx.xx**	**xx.xx**	**xx.xx**	**xx.xx**	**xx.xx**	**xx.xx**	**xx.xx**

Table 476. GCC Book Printing & Packaging Services Market Size, by Packaging Format, 2017-2040 (USD Million)

Packaging Format	2017	2024	2025	2026	2027	2032	2040	CAGR (%)
Bags & Pouches	xx.xx	xx.xx	xx.xx	xx.xx	xx.xx	xx.xx	xx.xx	xx.xx
Blister & Clamshell Packs	xx.xx	xx.xx	xx.xx	xx.xx	xx.xx	xx.xx	xx.xx	xx.xx
Boxes & Lidded Cases	xx.xx	xx.xx	xx.xx	xx.xx	xx.xx	xx.xx	xx.xx	xx.xx
Envelopes, Wallets & Folders	xx.xx	xx.xx	xx.xx	xx.xx	xx.xx	xx.xx	xx.xx	xx.xx
Film & Paper Wraps	xx.xx	xx.xx	xx.xx	xx.xx	xx.xx	xx.xx	xx.xx	xx.xx
Protective Inserts & Cushioning	xx.xx	xx.xx	xx.xx	xx.xx	xx.xx	xx.xx	xx.xx	xx.xx
Seals & Strapping	xx.xx	xx.xx	xx.xx	xx.xx	xx.xx	xx.xx	xx.xx	xx.xx
Sleeves & Wraparound Bands	xx.xx	xx.xx	xx.xx	xx.xx	xx.xx	xx.xx	xx.xx	xx.xx
Slipcases	xx.xx	xx.xx	xx.xx	xx.xx	xx.xx	xx.xx	xx.xx	xx.xx
Others	xx.xx	xx.xx	xx.xx	xx.xx	xx.xx	xx.xx	xx.xx	xx.xx
Total	**xx.xx**	**xx.xx**	**xx.xx**	**xx.xx**	**xx.xx**	**xx.xx**	**xx.xx**	**xx.xx**

Table 477. GCC Book Printing & Packaging Services Market Size, by Printing Technology, 2017-2040 (USD Million)

Printing Technology	2017	2024	2025	2026	2027	2032	2040	CAGR (%)
Braille Embossing	xx.xx	xx.xx	xx.xx	xx.xx	xx.xx	xx.xx	xx.xx	xx.xx
Digital Printing	xx.xx	xx.xx	xx.xx	xx.xx	xx.xx	xx.xx	xx.xx	xx.xx
Flexographic Printing	xx.xx	xx.xx	xx.xx	xx.xx	xx.xx	xx.xx	xx.xx	xx.xx
Gravure Printing	xx.xx	xx.xx	xx.xx	xx.xx	xx.xx	xx.xx	xx.xx	xx.xx
Letterpress Printing	xx.xx	xx.xx	xx.xx	xx.xx	xx.xx	xx.xx	xx.xx	xx.xx
Offset Lithography	xx.xx	xx.xx	xx.xx	xx.xx	xx.xx	xx.xx	xx.xx	xx.xx
Screen Printing	xx.xx	xx.xx	xx.xx	xx.xx	xx.xx	xx.xx	xx.xx	xx.xx
Silver-Halide Photographic Printing	xx.xx	xx.xx	xx.xx	xx.xx	xx.xx	xx.xx	xx.xx	xx.xx
Stencil Duplicator Printing	xx.xx	xx.xx	xx.xx	xx.xx	xx.xx	xx.xx	xx.xx	xx.xx
Others	xx.xx	xx.xx	xx.xx	xx.xx	xx.xx	xx.xx	xx.xx	xx.xx
Total	**xx.xx**	**xx.xx**	**xx.xx**	**xx.xx**	**xx.xx**	**xx.xx**	**xx.xx**	**xx.xx**

Table 478. GCC Book Printing & Packaging Services Market Size, by Offset Lithography, 2017-2040 (USD Million)

Offset Lithography	2017	2024	2025	2026	2027	2032	2040	CAGR (%)
Sheetfed Offset Printing	xx.xx	xx.xx	xx.xx	xx.xx	xx.xx	xx.xx	xx.xx	xx.xx
Web Offset Printing	xx.xx	xx.xx	xx.xx	xx.xx	xx.xx	xx.xx	xx.xx	xx.xx
Total	**xx.xx**	**xx.xx**	**xx.xx**	**xx.xx**	**xx.xx**	**xx.xx**	**xx.xx**	**xx.xx**

Table 479. GCC Book Printing & Packaging Services Market Size, by Digital Printing, 2017-2040 (USD Million)

Digital Printing	2017	2024	2025	2026	2027	2032	2040	CAGR (%)
Electrophotographic Printing	xx.xx	xx.xx	xx.xx	xx.xx	xx.xx	xx.xx	xx.xx	xx.xx
Inkjet Printing	xx.xx	xx.xx	xx.xx	xx.xx	xx.xx	xx.xx	xx.xx	xx.xx
Thermal Printing	xx.xx	xx.xx	xx.xx	xx.xx	xx.xx	xx.xx	xx.xx	xx.xx
Total	**xx.xx**	**xx.xx**	**xx.xx**	**xx.xx**	**xx.xx**	**xx.xx**	**xx.xx**	**xx.xx**

Table 480. GCC Book Printing & Packaging Services Market Size, by Publication Application, 2017-2040 (USD Million)

Publication Application	2017	2024	2025	2026	2027	2032	2040	CAGR (%)
Activity & Puzzle Books	xx.xx	xx.xx	xx.xx	xx.xx	xx.xx	xx.xx	xx.xx	xx.xx
Art & Photography Books	xx.xx	xx.xx	xx.xx	xx.xx	xx.xx	xx.xx	xx.xx	xx.xx
Commemorative & Personal Books	xx.xx	xx.xx	xx.xx	xx.xx	xx.xx	xx.xx	xx.xx	xx.xx
Educational & Training Books	xx.xx	xx.xx	xx.xx	xx.xx	xx.xx	xx.xx	xx.xx	xx.xx
General-Interest Books	xx.xx	xx.xx	xx.xx	xx.xx	xx.xx	xx.xx	xx.xx	xx.xx
Institutional & Corporate Books	xx.xx	xx.xx	xx.xx	xx.xx	xx.xx	xx.xx	xx.xx	xx.xx
Music Books & Scores	xx.xx	xx.xx	xx.xx	xx.xx	xx.xx	xx.xx	xx.xx	xx.xx
Religious & Devotional Books	xx.xx	xx.xx	xx.xx	xx.xx	xx.xx	xx.xx	xx.xx	xx.xx
Scholarly & Professional Books	xx.xx	xx.xx	xx.xx	xx.xx	xx.xx	xx.xx	xx.xx	xx.xx
Total	**xx.xx**	**xx.xx**	**xx.xx**	**xx.xx**	**xx.xx**	**xx.xx**	**xx.xx**	**xx.xx**

Table 481. GCC Book Printing & Packaging Services Market Size, by Educational & Training Books, 2017-2040 (USD Million)

Educational & Training Books	2017	2024	2025	2026	2027	2032	2040	CAGR (%)
Higher Education Textbooks	xx.xx	xx.xx	xx.xx	xx.xx	xx.xx	xx.xx	xx.xx	xx.xx
School Textbooks & Workbooks	xx.xx	xx.xx	xx.xx	xx.xx	xx.xx	xx.xx	xx.xx	xx.xx
Vocational & Continuing Education Books	xx.xx	xx.xx	xx.xx	xx.xx	xx.xx	xx.xx	xx.xx	xx.xx
Total	**xx.xx**	**xx.xx**	**xx.xx**	**xx.xx**	**xx.xx**	**xx.xx**	**xx.xx**	**xx.xx**

Table 482. GCC Book Printing & Packaging Services Market Size, by Commemorative & Personal Books, 2017-2040 (USD Million)

Commemorative & Personal Books	2017	2024	2025	2026	2027	2032	2040	CAGR (%)
Personal Photo & Memory Books	xx.xx	xx.xx	xx.xx	xx.xx	xx.xx	xx.xx	xx.xx	xx.xx
Yearbooks & Organizational Commemoratives	xx.xx	xx.xx	xx.xx	xx.xx	xx.xx	xx.xx	xx.xx	xx.xx
Total	**xx.xx**	**xx.xx**	**xx.xx**	**xx.xx**	**xx.xx**	**xx.xx**	**xx.xx**	**xx.xx**

Table 483. GCC Book Printing & Packaging Services Market Size, by Scholarly & Professional Books, 2017-2040 (USD Million)

Scholarly & Professional Books	2017	2024	2025	2026	2027	2032	2040	CAGR (%)
Professional & Technical Reference Books	xx.xx	xx.xx	xx.xx	xx.xx	xx.xx	xx.xx	xx.xx	xx.xx
Scholarly Research Books	xx.xx	xx.xx	xx.xx	xx.xx	xx.xx	xx.xx	xx.xx	xx.xx
Total	**xx.xx**	**xx.xx**	**xx.xx**	**xx.xx**	**xx.xx**	**xx.xx**	**xx.xx**	**xx.xx**

Table 484. GCC Book Printing & Packaging Services Market Size, by Buyer Type, 2017-2040 (USD Million)

Buyer Type	2017	2024	2025	2026	2027	2032	2040	CAGR (%)
Corporate & Commercial Buyers	xx.xx	xx.xx	xx.xx	xx.xx	xx.xx	xx.xx	xx.xx	xx.xx
Educational & Research Institutions	xx.xx	xx.xx	xx.xx	xx.xx	xx.xx	xx.xx	xx.xx	xx.xx
Government & Intergovernmental Bodies	xx.xx	xx.xx	xx.xx	xx.xx	xx.xx	xx.xx	xx.xx	xx.xx
Nonprofit & Membership Organizations	xx.xx	xx.xx	xx.xx	xx.xx	xx.xx	xx.xx	xx.xx	xx.xx
Print & Production Service Providers	xx.xx	xx.xx	xx.xx	xx.xx	xx.xx	xx.xx	xx.xx	xx.xx
Private Individuals & Households	xx.xx	xx.xx	xx.xx	xx.xx	xx.xx	xx.xx	xx.xx	xx.xx
Publishing Organizations	xx.xx	xx.xx	xx.xx	xx.xx	xx.xx	xx.xx	xx.xx	xx.xx
Self-Publishing Authors & Creators	xx.xx	xx.xx	xx.xx	xx.xx	xx.xx	xx.xx	xx.xx	xx.xx
Total	**xx.xx**	**xx.xx**	**xx.xx**	**xx.xx**	**xx.xx**	**xx.xx**	**xx.xx**	**xx.xx**

Table 485. GCC Book Printing & Packaging Services Market Size, by Production Model, 2017-2040 (USD Million)

Production Model	2017	2024	2025	2026	2027	2032	2040	CAGR (%)
Planned Stock Production	xx.xx	xx.xx	xx.xx	xx.xx	xx.xx	xx.xx	xx.xx	xx.xx
Print-on-Demand	xx.xx	xx.xx	xx.xx	xx.xx	xx.xx	xx.xx	xx.xx	xx.xx
Stock Replenishment	xx.xx	xx.xx	xx.xx	xx.xx	xx.xx	xx.xx	xx.xx	xx.xx
Total	**xx.xx**	**xx.xx**	**xx.xx**	**xx.xx**	**xx.xx**	**xx.xx**	**xx.xx**	**xx.xx**

Table 486. GCC Book Printing & Packaging Services Market Size, by Fulfillment Model, 2017-2040 (USD Million)

Fulfillment Model	2017	2024	2025	2026	2027	2032	2040	CAGR (%)
Consolidated Handoff	xx.xx	xx.xx	xx.xx	xx.xx	xx.xx	xx.xx	xx.xx	xx.xx
Distribution-List Delivery	xx.xx	xx.xx	xx.xx	xx.xx	xx.xx	xx.xx	xx.xx	xx.xx
Order-Level Fulfillment	xx.xx	xx.xx	xx.xx	xx.xx	xx.xx	xx.xx	xx.xx	xx.xx
Total	**xx.xx**	**xx.xx**	**xx.xx**	**xx.xx**	**xx.xx**	**xx.xx**	**xx.xx**	**xx.xx**

Table 487. GCC Book Printing & Packaging Services Market Size, by Procurement Channel, 2017-2040 (USD Million)

Procurement Channel	2017	2024	2025	2026	2027	2032	2040	CAGR (%)
Direct Provider Contracting	xx.xx	xx.xx	xx.xx	xx.xx	xx.xx	xx.xx	xx.xx	xx.xx
Intermediary-Led Contracting	xx.xx	xx.xx	xx.xx	xx.xx	xx.xx	xx.xx	xx.xx	xx.xx
Total	**xx.xx**	**xx.xx**	**xx.xx**	**xx.xx**	**xx.xx**	**xx.xx**	**xx.xx**	**xx.xx**

Table 488. GCC Book Printing & Packaging Services Market Size, by Print Run Length, 2017-2040 (USD Million)

Print Run Length	2017	2024	2025	2026	2027	2032	2040	CAGR (%)
Long Runs	xx.xx	xx.xx	xx.xx	xx.xx	xx.xx	xx.xx	xx.xx	xx.xx
Medium Runs	xx.xx	xx.xx	xx.xx	xx.xx	xx.xx	xx.xx	xx.xx	xx.xx
Short Runs	xx.xx	xx.xx	xx.xx	xx.xx	xx.xx	xx.xx	xx.xx	xx.xx
Single-Copy Runs	xx.xx	xx.xx	xx.xx	xx.xx	xx.xx	xx.xx	xx.xx	xx.xx
Total	**xx.xx**	**xx.xx**	**xx.xx**	**xx.xx**	**xx.xx**	**xx.xx**	**xx.xx**	**xx.xx**

Table 489. GCC Book Printing & Packaging Services Market Size, by Interior Color, 2017-2040 (USD Million)

Interior Color	2017	2024	2025	2026	2027	2032	2040	CAGR (%)
Black-and-White Interiors	xx.xx	xx.xx	xx.xx	xx.xx	xx.xx	xx.xx	xx.xx	xx.xx
Full-Color Interiors	xx.xx	xx.xx	xx.xx	xx.xx	xx.xx	xx.xx	xx.xx	xx.xx
Spot-Color Interiors	xx.xx	xx.xx	xx.xx	xx.xx	xx.xx	xx.xx	xx.xx	xx.xx
Total	**xx.xx**	**xx.xx**	**xx.xx**	**xx.xx**	**xx.xx**	**xx.xx**	**xx.xx**	**xx.xx**

Sources & Evidence

1. European Book Publishing Statistics 2024
   - Evidence informing the 2024 market-value input; displayed series and growth include calculations: European publishers reported approximately EUR xx.xx of net book-sales revenue in 2024. The disclosed ebook and audiobook proportions inform the modeled xx.xx% physical-book revenue proportion; publisher revenue is an input, not printing-service revenue.
   - Evidence informing the 2025 market-value input; displayed series and growth include calculations: The 2024 publisher-revenue and format observations provide the European demand input carried into the 2025 estimate.

2. The Global Publishing Industry in 2022

- Evidence informing the 2024 market-value input; displayed series and growth include calculations: Table xx.xx supplies country-level publishing revenues and identifies differences between retail-value, publisher-revenue, print-only and prior-year observations. Selected non-European country observations are adjusted for physical formats and period before estimating production spending.
- Evidence informing the 2025 market-value input; displayed series and growth include calculations: The selected country observations contribute to the demand pool underlying the 2025 working estimate. Nielsen retail datasets elsewhere in the publication are not used.
- Evidence informing base-year allocation inputs; displayed values and growth are calculated: Primary survey sector differences constrain the education-adjusted hardcover proxy.
- Evidence informing forecast-year allocation inputs; displayed values and growth are calculated: Primary survey sector differences constrain the education-adjusted hardcover proxy.
- Evidence informing base-year allocation inputs; displayed values and growth are calculated: Educational/trade differences qualify extrapolation of U.S. consumer-format revenue.
- Evidence informing forecast-year allocation inputs; displayed values and growth are calculated: Educational/trade differences qualify extrapolation of U.S. consumer-format revenue.
- Evidence informing base-year allocation inputs; displayed values and growth are calculated: USD xx.xx of surveyed children's publishing revenue anchors the modeled specialty demand pool, not supplier receipts.
- Evidence informing forecast-year allocation inputs; displayed values and growth are calculated: USD xx.xx of surveyed children's publishing revenue anchors the modeled specialty demand pool, not supplier receipts.
- Evidence informing base-year allocation inputs; displayed values and growth are calculated: Sector data constrain the commissioning-pool proxy; mechanical incidence remains assumed.
- Evidence informing forecast-year allocation inputs; displayed values and growth are calculated: Sector data constrain the commissioning-pool proxy; mechanical incidence remains assumed.
- Evidence informing base-year allocation inputs; displayed values and growth are calculated: Educational demand supplies a common economic anchor; loose-leaf incidence remains modeled.
- Evidence informing forecast-year allocation inputs; displayed values and growth are calculated: Educational demand supplies a common economic anchor; loose-leaf incidence remains modeled.
- Evidence informing base-year allocation inputs; displayed values and growth are calculated: Sector observations constrain the educational short-book commissioning pool.
- Evidence informing forecast-year allocation inputs; displayed values and growth are calculated: Sector observations constrain the educational short-book commissioning pool.
- Evidence informing base-year allocation inputs; displayed values and growth are calculated: The commissioning-pool anchor supports an explicit sparse-format incidence model.
- Evidence informing forecast-year allocation inputs; displayed values and growth are calculated: The commissioning-pool anchor supports an explicit sparse-format incidence model.
- Evidence informing base-year allocation inputs; displayed values and growth are calculated: Children's demand anchors the accordion working estimate, not observed accordion orders.
- Evidence informing forecast-year allocation inputs; displayed values and growth are calculated: Children's demand anchors the accordion working estimate, not observed accordion orders.
- Evidence informing base-year allocation inputs; displayed values and growth are calculated: Children's demand anchors assumed textile-book order incidence.
- Evidence informing forecast-year allocation inputs; displayed values and growth are calculated: Children's demand anchors assumed textile-book order incidence.
- Evidence informing base-year allocation inputs; displayed values and growth are calculated: Children's demand anchors assumed bath-book order incidence.
- Evidence informing forecast-year allocation inputs; displayed values and growth are calculated: Children's demand anchors assumed bath-book order incidence.
- Evidence informing base-year allocation inputs; displayed values and growth are calculated: Children's demand anchors assumed foam-book order incidence.
- Evidence informing forecast-year allocation inputs; displayed values and growth are calculated: Children's demand anchors assumed foam-book order incidence.
- Evidence informing base-year allocation inputs; displayed values and growth are calculated: The original publishing survey documents country-level trade/education revenue differences used to constrain the modeled physical-publishing mix; it does not directly measure service shares.
- Evidence informing forecast-year allocation inputs; displayed values and growth are calculated: The original publishing survey documents country-level trade/education revenue differences used to constrain the modeled physical-publishing mix; it does not directly measure service shares.

3. 2024 年新闻出版统计公报

- Evidence informing the 2024 market-value input; displayed series and growth include calculations: For 2024, the official table reports xx.xx book copies or sheets and CNY xx.xx of book-publishing revenue. These constrain the demand bridge and historical contraction, rather than directly measuring printing-service sales.
- Evidence informing the 2025 market-value input; displayed series and growth include calculations: The 2024 book-publishing observation supplies the Chinese demand primitive for the 2025 model.
- Evidence informing base-year allocation inputs; displayed values and growth are calculated: Official 2024 output of xx.xx copies/sheets constrains total modeled publisher activity; it does not disclose single-copy production.
- Evidence informing forecast-year allocation inputs; displayed values and growth are calculated: Official 2024 output of xx.xx copies/sheets constrains total modeled publisher activity; it does not disclose single-copy production.
- Evidence informing base-year allocation inputs; displayed values and growth are calculated: Aggregate copies and annual title output constrain the shared activity model, not an observed short-run share.
- Evidence informing forecast-year allocation inputs; displayed values and growth are calculated: Aggregate copies and annual title output constrain the shared activity model, not an observed short-run share.
- Evidence informing base-year allocation inputs; displayed values and growth are calculated: Aggregate production provides a scale check for the medium-run assumption; annual copies per title are not individual batches.
- Evidence informing forecast-year allocation inputs; displayed values and growth are calculated: Aggregate production provides a scale check for the medium-run assumption; annual copies per title are not individual batches.
- Evidence informing base-year allocation inputs; displayed values and growth are calculated: Approximately xx.xx annual copies per title constrain the long-run scenario without proving its batch mix or forecast.
- Evidence informing forecast-year allocation inputs; displayed values and growth are calculated: Approximately xx.xx annual copies per title constrain the long-run scenario without proving its batch mix or forecast.

4. Foreign Exchange Rates - G.5A Annual, January 5, 2026

- Evidence informing the 2024 market-value input; displayed series and growth include calculations: The official 2024 annual-average conversion inputs are USD xx.xx per EUR, CNY xx.xx per USD and CAD xx.xx per USD.
- Evidence informing the 2025 market-value input; displayed series and growth include calculations: The exchange-rate table establishes the conversion basis of the preceding-year demand inputs used in the 2025 estimate; subsequent effective-USD price assumptions are modeled separately.

5. Book publishing industry, 2024 - Statistics Canada
   - Evidence informing the 2024 market-value input; displayed series and growth include calculations: Canadian publishers reported CAD xx.xx of print sales outside the online category and CAD xx.xx of online print sales in 2024. Their sum, rather than total operating revenue, supplies the physical-book demand input.
   - Evidence informing the 2025 market-value input; displayed series and growth include calculations: Reported cost of goods sold of CAD xx.xx, up CAD xx.xx from 2022, supplies a cost-pressure cross-check, not a directly attributable printing-services total.
   - Evidence informing base-year allocation inputs; displayed values and growth are calculated: Canadian online versus other print-sales values constrain parcel exposure, with explicit value-to-unit and geographic limitations.
   - Evidence informing forecast-year allocation inputs; displayed values and growth are calculated: Canadian online versus other print-sales values constrain parcel exposure, with explicit value-to-unit and geographic limitations.
   - Evidence informing base-year allocation inputs; displayed values and growth are calculated: The print-channel value mix supplies a limited parcel-demand proxy, not observed envelope purchases.
   - Evidence informing forecast-year allocation inputs; displayed values and growth are calculated: The print-channel value mix supplies a limited parcel-demand proxy, not observed envelope purchases.
   - Evidence informing base-year allocation inputs; displayed values and growth are calculated: The print-channel value mix supplies a limited parcel-demand proxy, not observed bag purchases.
   - Evidence informing forecast-year allocation inputs; displayed values and growth are calculated: The print-channel value mix supplies a limited parcel-demand proxy, not observed bag purchases.
   - Evidence informing base-year allocation inputs; displayed values and growth are calculated: Modest observed online-print growth qualifies aggressive parcel-related wrapping assumptions.
   - Evidence informing forecast-year allocation inputs; displayed values and growth are calculated: Modest observed online-print growth qualifies aggressive parcel-related wrapping assumptions.
   - Evidence informing base-year allocation inputs; displayed values and growth are calculated: Channel activity constrains the modeled delivery-pack population requiring separate protection.
   - Evidence informing forecast-year allocation inputs; displayed values and growth are calculated: Channel activity constrains the modeled delivery-pack population requiring separate protection.
   - Evidence informing base-year allocation inputs; displayed values and growth are calculated: Channel activity constrains the modeled delivery-pack population requiring closures.
   - Evidence informing forecast-year allocation inputs; displayed values and growth are calculated: Channel activity constrains the modeled delivery-pack population requiring closures.
6. U.S. Census Bureau - Books Printing: Shipments, annual table
   - Evidence informing the 2017 market-value input; displayed series and growth include calculations: U.S. books-printing shipments were USD xx.xx in 2017; this is a national production anchor for the historical model.
   - Evidence informing the 2018 market-value input; displayed series and growth include calculations: U.S. books-printing shipments were USD xx.xx in 2018.
   - Evidence informing the 2019 market-value input; displayed series and growth include calculations: U.S. books-printing shipments were USD xx.xx in 2019.
   - Evidence informing the 2020 market-value input; displayed series and growth include calculations: U.S. books-printing shipments were USD xx.xx in 2020.
   - Evidence informing the 2021 market-value input; displayed series and growth include calculations: U.S. books-printing shipments were USD xx.xx in 2021.
   - Evidence informing the 2022 market-value input; displayed series and growth include calculations: U.S. books-printing shipments were USD xx.xx in 2022.
   - Evidence informing the 2024 market-value input; displayed series and growth include calculations: U.S. books-printing shipments were USD xx.xx in 2024. This national industrial measure is narrower than the composite global service boundary.

7. U.S. Census Bureau - Book Publishers, All Establishments: Revenue, annual table
   - Evidence informing the 2024 market-value input; displayed series and growth include calculations: The Census annual series reports USD xx.xx of U.S. book-publisher revenue for 2024. A modeled xx.xx% physical-book proportion excludes digital and other adjacent receipts.
   - Evidence informing the 2025 market-value input; displayed series and growth include calculations: The 2024 Census observation replaces an older survey-based U.S. revenue bridge in the demand pool underlying 2025.

8. Scholastic Corporation - Form 10-K for the year ended May 31, 2025

- Evidence informing the 2024 market-value input; displayed series and growth include calculations: Scholastic's fiscal 2024 product, service, production and inventory-reserve costs were xx.xx% of revenue; postage, freight, shipping, fulfillment and other costs were xx.xx%. These broad categories constrain, but do not directly establish, eligible outsourced-service spending.
- Evidence informing the 2025 market-value input; displayed series and growth include calculations: The corresponding fiscal 2025 proportions were xx.xx% and xx.xx%. Royalties and prepublication amortization are separately disclosed, allowing their exclusion from the service-market bridge.
- Evidence informing base-year allocation inputs; displayed values and growth are calculated: Fiscal-2025 product, service, production and inventory-reserve costs were xx.xx% of revenue. The broader cost category constrains the manufacturing spending boundary but does not directly disclose printing-service revenue.
- Evidence informing forecast-year allocation inputs; displayed values and growth are calculated: Fiscal-2025 product, service, production and inventory-reserve costs were xx.xx% of revenue. The broader cost category constrains the manufacturing spending boundary but does not directly disclose printing-service revenue.
- Evidence informing base-year allocation inputs; displayed values and growth are calculated: Prepublication amortization is disclosed separately from production costs, supporting exclusion of adjacent amortization rather than equating it with externally purchased prepress.
- Evidence informing forecast-year allocation inputs; displayed values and growth are calculated: Prepublication amortization is disclosed separately from production costs, supporting exclusion of adjacent amortization rather than equating it with externally purchased prepress.
- Evidence informing base-year allocation inputs; displayed values and growth are calculated: Postage, freight, shipping, fulfillment and other costs were xx.xx% of revenue in fiscal 2025 versus xx.xx% in fiscal 2024. This is a broad buyer-cost check, not an eligible outsourced-fulfillment share.
- Evidence informing forecast-year allocation inputs; displayed values and growth are calculated: Postage, freight, shipping, fulfillment and other costs were xx.xx% of revenue in fiscal 2025 versus xx.xx% in fiscal 2024. This is a broad buyer-cost check, not an eligible outsourced-fulfillment share.
- Evidence informing base-year allocation inputs; displayed values and growth are calculated: Outsourced manufacturing coexists with company-operated distribution. Fiscal-2025 production-related costs were xx.xx% of revenue, constraining the inherited spending bridge rather than directly measuring the assumed route fraction.
- Evidence informing forecast-year allocation inputs; displayed values and growth are calculated: Outsourced manufacturing coexists with company-operated distribution. Fiscal-2025 production-related costs were xx.xx% of revenue, constraining the inherited spending bridge rather than directly measuring the assumed route fraction.
- Evidence informing base-year allocation inputs; displayed values and growth are calculated: Book-club revenue was xx.xx% online-ordered and xx.xx% parent-ordered, while products typically went to classrooms. This challenges the use of online sales as a proxy for the external contractor's delivery model.
- Evidence informing forecast-year allocation inputs; displayed values and growth are calculated: Book-club revenue was xx.xx% online-ordered and xx.xx% parent-ordered, while products typically went to classrooms. This challenges the use of online sales as a proxy for the external contractor's delivery model.
- Evidence informing base-year allocation inputs; displayed values and growth are calculated: Direct printer-to-customer fulfillment is a disclosed option. Broader logistics/other costs were xx.xx% of revenue versus xx.xx% previously, providing a cost-boundary check but no global order-level share or service-price growth observation.
- Evidence informing forecast-year allocation inputs; displayed values and growth are calculated: Direct printer-to-customer fulfillment is a disclosed option. Broader logistics/other costs were xx.xx% of revenue versus xx.xx% previously, providing a cost-boundary check but no global order-level share or service-price growth observation.

9. CEWE achieves all targets in 2025 and aims to further increase revenue and earnings in 2026

- Evidence informing the 2025 market-value input; displayed series and growth include calculations: CEWE reported xx.xx CEWE PHOTOBOOK copies in 2025 versus xx.xx in 2024, supporting a positive specialty-book volume assumption without establishing global adoption.
- Evidence informing the 2026 market-value input; displayed series and growth include calculations: Observed 2025 photobook growth informs the specialty-demand assumption for 2026; the market value remains modeled.
- Evidence informing the 2032 market-value input; displayed series and growth include calculations: The observed specialty-book activity is a starting condition for the forecast, not independent proof of continued growth through 2032.
- Evidence informing the 2040 market-value input; displayed series and growth include calculations: The forecast explicitly slows specialty-demand growth after 2032; this source supplies the initial commercial observation, not the long-term growth rate.
- Evidence informing base-year allocation inputs; displayed values and growth are calculated: CEWE reports xx.xx photobooks in 2025 compared with xx.xx in 2024. This independently establishes specialty-book activity underlying the nonpublisher model, without establishing a global expansion factor.
- Evidence informing forecast-year allocation inputs; displayed values and growth are calculated: CEWE reports xx.xx photobooks in 2025 compared with xx.xx in 2024. This independently establishes specialty-book activity underlying the nonpublisher model, without establishing a global expansion factor.
- Evidence informing base-year allocation inputs; displayed values and growth are calculated: Observed photobook activity supports retaining premium specialty commissions in the manufacturing mix; the binding allocation and unchanged future cohort profile remain assumptions.
- Evidence informing forecast-year allocation inputs; displayed values and growth are calculated: Observed photobook activity supports retaining premium specialty commissions in the manufacturing mix; the binding allocation and unchanged future cohort profile remain assumptions.
- Evidence informing base-year allocation inputs; displayed values and growth are calculated: Reported photobook volumes constrain personal-book activity and the nonpublisher starting condition, not hardcover prevalence or future share.
- Evidence informing forecast-year allocation inputs; displayed values and growth are calculated: Reported photobook volumes constrain personal-book activity and the nonpublisher starting condition, not hardcover prevalence or future share.
- Evidence informing base-year allocation inputs; displayed values and growth are calculated: Photobook activity supports the separate personal-book commissioning block; its softcover fraction remains assumed.
- Evidence informing forecast-year allocation inputs; displayed values and growth are calculated: Photobook activity supports the separate personal-book commissioning block; its softcover fraction remains assumed.
- Evidence informing base-year allocation inputs; displayed values and growth are calculated: Reported photobook copies rose from xx.xx to xx.xx; the narrower 2026 target qualifies strong specialty-growth assumptions.
- Evidence informing forecast-year allocation inputs; displayed values and growth are calculated: Reported photobook copies rose from xx.xx to xx.xx; the narrower 2026 target qualifies strong specialty-growth assumptions.
- Evidence informing base-year allocation inputs; displayed values and growth are calculated: Specialty-book activity constrains the presentation-demand scenario but does not measure gift-box attachment.
- Evidence informing forecast-year allocation inputs; displayed values and growth are calculated: Specialty-book activity constrains the presentation-demand scenario but does not measure gift-box attachment.
- Evidence informing base-year allocation inputs; displayed values and growth are calculated: Reports xx.xx CEWE PHOTOBOOK units in 2025 versus xx.xx in 2024, constraining the specialty-book demand budget without establishing a global process split.
- Evidence informing forecast-year allocation inputs; displayed values and growth are calculated: Reports xx.xx CEWE PHOTOBOOK units in 2025 versus xx.xx in 2024, constraining the specialty-book demand budget without establishing a global process split.
- Evidence informing base-year allocation inputs; displayed values and growth are calculated: Observed photobook activity supports the common photographic-demand input; electrophotographic attribution remains an explicit assumption.
- Evidence informing forecast-year allocation inputs; displayed values and growth are calculated: Observed photobook activity supports the common photographic-demand input; electrophotographic attribution remains an explicit assumption.
- Evidence informing base-year allocation inputs; displayed values and growth are calculated: The photobook

10. Paperback Printing Cost - Kindle Direct Publishing

- Evidence informing the 2025 market-value input; displayed series and growth include calculations: The inspected U.S. paperback schedule charges USD xx.xx plus USD xx.xx per page for the specified regular-trim black-ink category. It provides a contemporary commercial price comparison for the assumed USD xx.xx self-publishing production receipt, not an observed historical price or volume.
- Evidence informing the 2026 market-value input; displayed series and growth include calculations: The schedule distinguishes printing charges from royalties and retail list prices, supporting the production-receipt boundary used in the estimate.
- Evidence informing base-year allocation inputs; displayed values and growth are calculated: The current U.S. regular-trim black-ink schedule uses USD xx.xx plus USD xx.xx per page for the relevant page band, yielding the USD xx.xx representative manufacturing comparator. It anchors relative weights, not an observed global 2025 price or future share.
- Evidence informing forecast-year allocation inputs; displayed values and growth are calculated: The current U.S. regular-trim black-ink schedule uses USD xx.xx plus USD xx.xx per page for the relevant page band, yielding the USD xx.xx representative manufacturing comparator. It anchors relative weights, not an observed global 2025 price or future share.
- Evidence informing base-year allocation inputs; displayed values and growth are calculated: The paperback manufacturing comparator supplies the baseline from which the modeled binding component and hardcover increment are separated.
- Evidence informing forecast-year allocation inputs; displayed values and growth are calculated: The paperback manufacturing comparator supplies the baseline from which the modeled binding component and hardcover increment are separated.
- Evidence informing base-year allocation inputs; displayed values and growth are calculated: The separately identified paperback printing charge constrains the self-publishing production-receipt model and its distinction from retail proceeds.
- Evidence informing forecast-year allocation inputs; displayed values and growth are calculated: The separately identified paperback printing charge constrains the self-publishing production-receipt model and its distinction from retail proceeds.
- Evidence informing base-year allocation inputs; displayed values and growth are calculated: The inspected U.S. regular-trim black-ink schedule charges USD xx.xx plus USD xx.xx per page. It is a contemporary production-charge comparison for the modeled USD xx.xx receipt, not an observed historical Global average.
- Evidence informing forecast-year allocation inputs; displayed values and growth are calculated: The inspected U.S. regular-trim black-ink schedule charges USD xx.xx plus USD xx.xx per page. It is a contemporary production-charge comparison for the modeled USD xx.xx receipt, not an observed historical Global average.
- Evidence informing base-year allocation inputs; displayed values and growth are calculated: The relevant current U.S. paperback printing schedule is USD xx.xx plus USD xx.xx per page, giving USD xx.xx at xx.xx pages. This is a commercial price comparison for creator-production receipts, not proof of 2025 realization, volume or fulfillment mix.
- Evidence informing forecast-year allocation inputs; displayed values and growth are calculated: The relevant current U.S. paperback printing schedule is USD xx.xx plus USD xx.xx per page, giving USD xx.xx at xx.xx pages. This is a commercial price comparison for creator-production receipts, not proof of 2025 realization, volume or fulfillment mix.
- Evidence informing base-year allocation inputs; displayed values and growth are calculated: The current U.S. regular-trim black-ink schedule of USD xx.xx plus USD xx.xx per page gives USD xx.xx at xx.xx pages, a magnitude check for modeled single-copy receipts. It establishes neither global volume nor historical or forecast share.
- Evidence informing forecast-year allocation inputs; displayed values and growth are calculated: The current U.S. regular-trim black-ink schedule of USD xx.xx plus USD xx.xx per page gives USD xx.xx at xx.xx pages, a magnitude check for modeled single-copy receipts. It establishes neither global volume nor historical or forecast share.
- Evidence informing base-year allocation inputs; displayed values and growth are calculated: The current U.S. regular-trim black-ink schedule charges USD xx.xx plus USD xx.xx per page, yielding USD xx.xx for xx.xx pages. This is a contemporary price comparator, not a historical global average. ([kdp.amazon.com](https://kdp.amazon.com/en_US/help/topic/G201834340))
- Evidence informing forecast-year allocation inputs; displayed values and growth are calculated: The current U.S. regular-trim black-ink schedule charges USD xx.xx plus USD xx.xx per page, yielding USD xx.xx for xx.xx pages. This is a contemporary price comparator, not a historical global average. ([kdp.amazon.com](https://kdp.amazon.com/en_US/help/topic/G201834340))
- Evidence informing base-year allocation inputs; displayed values and growth are calculated: The comparable standard and premium color charges calculate to USD xx.xx and USD xx.xx. They constrain relative

11. European Book Publishing Statistics 2017

- Evidence informing the 2017 market-value input; displayed series and growth include calculations: The association's primary survey reports approximately EUR xx.xx of European net publisher revenue for 2017, constraining the pre-pandemic demand level.

12. European Book Publishing Statistics 2019

- Evidence informing the 2018 market-value input; displayed series and growth include calculations: The association reports approximately EUR xx.xx of publisher revenue for 2018.
- Evidence informing the 2019 market-value input; displayed series and growth include calculations: The association reports approximately EUR xx.xx for 2019 and identifies a questionnaire change that limits exact comparability with earlier observations.

13. 2021 年新闻出版产业分析报告

- Evidence informing the 2020 market-value input; displayed series and growth include calculations: The official report's 2021 comparison identifies a substantial rebound from 2020, constraining the pandemic-recovery bridge.
- Evidence informing the 2021 market-value input; displayed series and growth include calculations: China reported xx.xx book copies or sheets in 2021, up xx.xx%; the report also distinguishes textbook output and reprints.
- Evidence informing base-year allocation inputs; displayed values and growth are calculated: China's official 2021 textbook share was xx.xx% of book copies. It supplies an older educational-activity proxy, not a monochrome share.
([nppa.gov.cn](https://www.nppa.gov.cn/xxgk/fdzdgknr/tjxx/xx.xx/P020230530667517704140.pdf))
- Evidence informing forecast-year allocation inputs; displayed values and growth are calculated: China's official 2021 textbook share was xx.xx% of book copies. It supplies an older educational-activity proxy, not a monochrome share.
([nppa.gov.cn](https://www.nppa.gov.cn/xxgk/fdzdgknr/tjxx/xx.xx/P020230530667517704140.pdf))
- Evidence informing base-year allocation inputs; displayed values and growth are calculated: The textbook copy proportion constrains educational exposure; comparable monetary intensity and spot-color incidence are modeled separately.
([nppa.gov.cn](https://www.nppa.gov.cn/xxgk/fdzdgknr/tjxx/xx.xx/P020230530667517704140.pdf))
- Evidence informing forecast-year allocation inputs; displayed values and growth are calculated: The textbook copy proportion constrains educational exposure; comparable monetary intensity and spot-color incidence are modeled separately.
([nppa.gov.cn](https://www.nppa.gov.cn/xxgk/fdzdgknr/tjxx/xx.xx/P020230530667517704140.pdf))
- Evidence informing base-year allocation inputs; displayed values and growth are calculated: The educational-activity observation contributes to the shared demand proxy carried into the full-color base and forecast models; no color split is reported.
([nppa.gov.cn](https://www.nppa.gov.cn/xxgk/fdzdgknr/tjxx/xx.xx/P020230530667517704140.pdf))
- Evidence informing forecast-year allocation inputs; displayed values and growth are calculated: The educational-activity observation contributes to the shared demand proxy carried into the full-color base and forecast models; no color split is reported.
([nppa.gov.cn](https://www.nppa.gov.cn/xxgk/fdzdgknr/tjxx/xx.xx/P020230530667517704140.pdf))

14. European Book Publishing Statistics 2023

- Evidence informing the 2022 market-value input; displayed series and growth include calculations: European net publisher revenue was approximately EUR xx.xx in 2022; the association describes paper-cost pressure and price-led growth.

15. GCC Statistical Center - Education Statistics 2024 announcement, March 23, 2026
    - Evidence informing base-year allocation inputs; displayed values and growth are calculated: Regional pupil-pool anchor only; Bahrain's national weight is modeled. ([gccstat.org](https://www.gccstat.org/news/xx.xx))
    - Evidence informing forecast-year allocation inputs; displayed values and growth are calculated: Regional pupil-pool anchor only; Bahrain's national weight is modeled. ([gccstat.org](https://www.gccstat.org/news/xx.xx))
    - Evidence informing base-year allocation inputs; displayed values and growth are calculated: Regional pupil-pool anchor only; Kuwait's national weight is modeled. ([gccstat.org](https://www.gccstat.org/news/xx.xx))
    - Evidence informing forecast-year allocation inputs; displayed values and growth are calculated: Regional pupil-pool anchor only; Kuwait's national weight is modeled. ([gccstat.org](https://www.gccstat.org/news/xx.xx))
    - Evidence informing base-year allocation inputs; displayed values and growth are calculated: Regional pupil-pool anchor only; Oman's national weight is modeled. ([gccstat.org](https://www.gccstat.org/news/xx.xx))
    - Evidence informing forecast-year allocation inputs; displayed values and growth are calculated: Regional pupil-pool anchor only; Oman's national weight is modeled. ([gccstat.org](https://www.gccstat.org/news/xx.xx))
    - Evidence informing base-year allocation inputs; displayed values and growth are calculated: Regional pupil-pool anchor only; Qatar's national weight is modeled. ([gccstat.org](https://www.gccstat.org/news/xx.xx))
    - Evidence informing forecast-year allocation inputs; displayed values and growth are calculated: Regional pupil-pool anchor only; Qatar's national weight is modeled. ([gccstat.org](https://www.gccstat.org/news/xx.xx))
    - Evidence informing base-year allocation inputs; displayed values and growth are calculated: Regional pupil-pool anchor only; Saudi commissioning and service monetization remain assumptions. ([gccstat.org](https://www.gccstat.org/news/xx.xx))
    - Evidence informing forecast-year allocation inputs; displayed values and growth are calculated: Regional pupil-pool anchor only; Saudi commissioning and service monetization remain assumptions. ([gccstat.org](https://www.gccstat.org/news/xx.xx))
    - Evidence informing base-year allocation inputs; displayed values and growth are calculated: Regional pupil-pool anchor only; UAE commissioning capture remains assumed. ([gccstat.org](https://www.gccstat.org/news/xx.xx))
    - Evidence informing forecast-year allocation inputs; displayed values and growth are calculated: Regional pupil-pool anchor only; UAE commissioning capture remains assumed. ([gccstat.org](https://www.gccstat.org/news/xx.xx))
16. Lightning Source Sharjah Strengthens Local Access through Collaboration with Rushd Bookstore & Libraries
    - Evidence informing base-year allocation inputs; displayed values and growth are calculated: The April xx.xx 2025 Saudi bookseller collaboration establishes an offered route, not Saudi commissioning revenue. ([ingramcontent.com](https://www.ingramcontent.com/news/lightning-source-sharjah-strengthens-local-access-through-collaboration-with-rushd-bookstore-libraries))
    - Evidence informing forecast-year allocation inputs; displayed values and growth are calculated: The April xx.xx 2025 Saudi bookseller collaboration establishes an offered route, not Saudi commissioning revenue. ([ingramcontent.com](https://www.ingramcontent.com/news/lightning-source-sharjah-strengthens-local-access-through-collaboration-with-rushd-bookstore-libraries))
    - Evidence informing base-year allocation inputs; displayed values and growth are calculated: UAE production serving the relationship is not automatically UAE buyer demand; order value and commissioner location remain unmeasured. ([ingramcontent.com](https://www.ingramcontent.com/news/lightning-source-sharjah-strengthens-local-access-through-collaboration-with-rushd-bookstore-libraries))
    - Evidence informing forecast-year allocation inputs; displayed values and growth are calculated: UAE production serving the relationship is not automatically UAE buyer demand; order value and commissioner location remain unmeasured. ([ingramcontent.com](https://www.ingramcontent.com/news/lightning-source-sharjah-strengthens-local-access-through-collaboration-with-rushd-bookstore-libraries))

17. Hardcover Printing Cost - Kindle Direct Publishing
    - Evidence informing base-year allocation inputs; displayed values and growth are calculated: The current U.S. regular-trim hardcover schedule uses USD xx.xx plus USD xx.xx per page in the relevant band. Comparison with paperback charges constrains the premium-equivalent manufacturing model.
    - Evidence informing forecast-year allocation inputs; displayed values and growth are calculated: The current U.S. regular-trim hardcover schedule uses USD xx.xx plus USD xx.xx per page in the relevant band. Comparison with paperback charges constrains the premium-equivalent manufacturing model.
    - Evidence informing base-year allocation inputs; displayed values and growth are calculated: The USD xx.xx fixed-charge difference supplies the POD premium input; the xx.xx% commercial-run realization and premium incidence are explicitly modeled rather than disclosed.
    - Evidence informing forecast-year allocation inputs; displayed values and growth are calculated: The USD xx.xx fixed-charge difference supplies the POD premium input; the xx.xx% commercial-run realization and premium incidence are explicitly modeled rather than disclosed.
18. User Fees - University of Wisconsin-Milwaukee Print & Copy Services
    - Evidence informing base-year allocation inputs; displayed values and growth are calculated: The university service schedule separately prices preflight/prepress preparation at USD xx.xx per hour, establishing a paid preparation activity rather than an automatic component of every printing-platform purchase.
    - Evidence informing forecast-year allocation inputs; displayed values and growth are calculated: The university service schedule separately prices preflight/prepress preparation at USD xx.xx per hour, establishing a paid preparation activity rather than an automatic component of every printing-platform purchase.
    - Evidence informing base-year allocation inputs; displayed values and growth are calculated: Perfect binding is listed at USD xx.xx-xx.xx per book. The lower endpoint is the model's basic-binding comparator, not a measured worldwide realization.
    - Evidence informing forecast-year allocation inputs; displayed values and growth are calculated: Perfect binding is listed at USD xx.xx-xx.xx per book. The lower endpoint is the model's basic-binding comparator, not a measured worldwide realization.

19. How Much Does It Cost to Print a Book? - QinPrinting
    - Evidence informing base-year allocation inputs; displayed values and growth are calculated: The supplier's delivered xx.xx-page, xx.xx-copy color-book examples list USD xx.xx for softcover and USD xx.xx for hardcover. They provide a commercial-run countercheck, with delivery and product differences preventing direct substitution.
    - Evidence informing forecast-year allocation inputs; displayed values and growth are calculated: The supplier's delivered xx.xx-page, xx.xx-copy color-book examples list USD xx.xx for softcover and USD xx.xx for hardcover. They provide a commercial-run countercheck, with delivery and product differences preventing direct substitution.
    - Evidence informing base-year allocation inputs; displayed values and growth are calculated: The smaller hardcover premium in this offset example qualifies extrapolation of the full POD hardcover increment into binding revenue.
    - Evidence informing forecast-year allocation inputs; displayed values and growth are calculated: The smaller hardcover premium in this offset example qualifies extrapolation of the full POD hardcover increment into binding revenue.
    - Evidence informing base-year allocation inputs; displayed values and growth are calculated: Comparable hardcover and softcover quotations constrain the assumed relative manufacturing realization after scope adjustments.
    - Evidence informing forecast-year allocation inputs; displayed values and growth are calculated: Comparable hardcover and softcover quotations constrain the assumed relative manufacturing realization after scope adjustments.
    - Evidence informing base-year allocation inputs; displayed values and growth are calculated: Softcover prices provide a commercial comparison, not a historical global average.
    - Evidence informing forecast-year allocation inputs; displayed values and growth are calculated: Softcover prices provide a commercial comparison, not a historical global average.
    - Evidence informing base-year allocation inputs; displayed values and growth are calculated: Board-book quotations constrain the assumed production receipt; delivery and duties require adjustment.
    - Evidence informing forecast-year allocation inputs; displayed values and growth are calculated: Board-book quotations constrain the assumed production receipt; delivery and duties require adjustment.
    - Evidence informing base-year allocation inputs; displayed values and growth are calculated: Mechanical-binding quotations constrain the unit-receipt assumption, not incidence.
    - Evidence informing forecast-year allocation inputs; displayed values and growth are calculated: Mechanical-binding quotations constrain the unit-receipt assumption, not incidence.
    - Evidence informing base-year allocation inputs; displayed values and growth are calculated: Short-booklet quotations constrain the lower realization used for eligible saddle-stitched books.
    - Evidence informing forecast-year allocation inputs; displayed values and growth are calculated: Short-booklet quotations constrain the lower realization used for eligible saddle-stitched books.
20. Book Wrap Mailers / Book Boxes - Packaging ONE
    - Evidence informing base-year allocation inputs; displayed values and growth are calculated: The manufacturer lists MP2 book mailers at GBP xx.xx each for xx.xx packs of xx.xx excluding VAT. The converted unit price supplies the packaging-creation value proxy, not a global average or a historical quote.
    - Evidence informing forecast-year allocation inputs; displayed values and growth are calculated: The manufacturer lists MP2 book mailers at GBP xx.xx each for xx.xx packs of xx.xx excluding VAT. The converted unit price supplies the packaging-creation value proxy, not a global average or a historical quote.
    - Evidence informing base-year allocation inputs; displayed values and growth are calculated: The enclosure price forms the other side of the creation-versus-packing ratio. One comparable enclosure per packing unit is an explicit activity-matching assumption.
    - Evidence informing forecast-year allocation inputs; displayed values and growth are calculated: The enclosure price forms the other side of the creation-versus-packing ratio. One comparable enclosure per packing unit is an explicit activity-matching assumption.

21. Foreign Exchange Rates - G.5A Annual, January 5, 2026

- Evidence informing base-year allocation inputs; displayed values and growth are calculated: The official 2025 annual average is USD xx.xx per GBP. It converts the GBP packaging comparator into the common monetary basis used in the starting allocation.
- Evidence informing forecast-year allocation inputs; displayed values and growth are calculated: The official 2025 annual average is USD xx.xx per GBP. It converts the GBP packaging comparator into the common monetary basis used in the starting allocation.
- Evidence informing base-year allocation inputs; displayed values and growth are calculated: The same conversion supports the common-currency packaging/packing denominator inherited by the forecast; no 2032 exchange rate is asserted.
- Evidence informing forecast-year allocation inputs; displayed values and growth are calculated: The same conversion supports the common-currency packaging/packing denominator inherited by the forecast; no 2032 exchange rate is asserted.

22. Optional Book Publishing Services - InstantPublisher

- Evidence informing base-year allocation inputs; displayed values and growth are calculated: The provider lists layout/typesetting at USD xx.xx per page with a USD xx.xx minimum. This supports the preparation-spending feasibility check, with purchase incidence and copies per job remaining assumptions.
- Evidence informing forecast-year allocation inputs; displayed values and growth are calculated: The provider lists layout/typesetting at USD xx.xx per page with a USD xx.xx minimum. This supports the preparation-spending feasibility check, with purchase incidence and copies per job remaining assumptions.
- Evidence informing base-year allocation inputs; displayed values and growth are calculated: Individual shrink-wrapping is listed at USD xx.xx each plus USD xx.xx setup. Amortizing setup over an assumed xx.xx copies gives the USD xx.xx packing comparator.
- Evidence informing forecast-year allocation inputs; displayed values and growth are calculated: Individual shrink-wrapping is listed at USD xx.xx each plus USD xx.xx setup. Amortizing setup over an assumed xx.xx copies gives the USD xx.xx packing comparator.

23. How Does Merchant Pricing Work for Ecommerce Stores? - Lulu Direct

- Evidence informing base-year allocation inputs; displayed values and growth are calculated: The September 2026 merchant-pricing explanation identifies a USD xx.xx fulfillment fee and separates merchant retail receipts from payments for supplier production, shipping and taxes. The fee is a contemporary feasibility comparator, not verified 2025 penetration or a future charge.
- Evidence informing forecast-year allocation inputs; displayed values and growth are calculated: The September 2026 merchant-pricing explanation identifies a USD xx.xx fulfillment fee and separates merchant retail receipts from payments for supplier production, shipping and taxes. The fee is a contemporary feasibility comparator, not verified 2025 penetration or a future charge.
- Evidence informing base-year allocation inputs; displayed values and growth are calculated: Merchant retail receipts are separate from payments for printing and fulfillment. The current page lists a USD xx.xx fulfillment fee, with shipping and taxes separately calculated. This supports the service-value boundary, not a historical average fee or global order volume.
- Evidence informing forecast-year allocation inputs; displayed values and growth are calculated: Merchant retail receipts are separate from payments for printing and fulfillment. The current page lists a USD xx.xx fulfillment fee, with shipping and taxes separately calculated. This supports the service-value boundary, not a historical average fee or global order volume.
- Evidence informing base-year allocation inputs; displayed values and growth are calculated: Lulu identifies separate retail and production/fulfillment transactions and a USD xx.xx fulfillment fee. This supports excluding merchant retail margins from production-service value and avoiding automatic procurement-channel classification from the storefront.
- Evidence informing forecast-year allocation inputs; displayed values and growth are calculated: Lulu identifies separate retail and production/fulfillment transactions and a USD xx.xx fulfillment fee. This supports excluding merchant retail margins from production-service value and avoiding automatic procurement-channel classification from the storefront.

24. AAP December 2025 StatShot Report

- Evidence informing base-year allocation inputs; displayed values and growth are calculated: The primary monthly reporting panel's full-year 2025 trade figures show paperback revenue down xx.xx%. This qualifies broad physical-book growth assumptions and supplies directional mix evidence only.
- Evidence informing forecast-year allocation inputs; displayed values and growth are calculated: The primary monthly reporting panel's full-year 2025 trade figures show paperback revenue down xx.xx%. This qualifies broad physical-book growth assumptions and supplies directional mix evidence only.
- Evidence informing base-year allocation inputs; displayed values and growth are calculated: The same approximately xx.xx-publisher panel shows hardcover revenue up xx.xx%. It supports a modest premium-mix hypothesis but neither measures global binding spending nor proves the forecast.
- Evidence informing forecast-year allocation inputs; displayed values and growth are calculated: The same approximately xx.xx-publisher panel shows hardcover revenue up xx.xx%. It supports a modest premium-mix hypothesis but neither measures global binding spending nor proves the forecast.
- Evidence informing base-year allocation inputs; displayed values and growth are calculated: Direct-participant 2025 hardback revenue of approximately USD xx.xx anchors the adjusted conventional-format model; it is not printing revenue or a global share.
- Evidence informing forecast-year allocation inputs; displayed values and growth are calculated: Direct-participant 2025 hardback revenue of approximately USD xx.xx anchors the adjusted conventional-format model; it is not printing revenue or a global share.
- Evidence informing base-year allocation inputs; displayed values and growth are calculated: Reported paperback revenue of approximately USD xx.xx plus USD xx.xx mass-market revenue supplies the comparison input. Reported annual movements qualify the forecast starting mix, not its future persistence.
- Evidence informing forecast-year allocation inputs; displayed values and growth are calculated: Reported paperback revenue of approximately USD xx.xx plus USD xx.xx mass-market revenue supplies the comparison input. Reported annual movements qualify the forecast starting mix, not its future persistence.
- Evidence informing base-year allocation inputs; displayed values and growth are calculated: Direct publisher-sample religious and trade physical-format receipts provide a category-intensity proxy, subject to explicit geographic and coverage adjustments.
- Evidence informing forecast-year allocation inputs; displayed values and growth are calculated: Direct publisher-sample religious and trade physical-format receipts provide a category-intensity proxy, subject to explicit geographic and coverage adjustments.
- Evidence informing base-year allocation inputs; displayed values and growth are calculated: Reported professional-book receipts and their 2025 decline challenge assumptions of automatic growth from recurring reference relationships.
- Evidence informing forecast-year allocation inputs; displayed values and growth are calculated: Reported professional-book receipts and their 2025 decline challenge assumptions of automatic growth from recurring reference relationships.

25. Print and Associated Services Framework - Lot 1 Buyer Guide: Framework Objectives
    - Evidence informing base-year allocation inputs; displayed values and growth are calculated: The public purchasing framework separately specifies production-management advice. It establishes a purchased responsibility but not a global fee rate or permission to count subcontract pass-through as retained revenue.
    - Evidence informing forecast-year allocation inputs; displayed values and growth are calculated: The public purchasing framework separately specifies production-management advice. It establishes a purchased responsibility but not a global fee rate or permission to count subcontract pass-through as retained revenue.
    - Evidence informing base-year allocation inputs; displayed values and growth are calculated: The framework also specifies finished-goods stock holding and call-off, with required holding costs included in the print-job price. This supports allocating embedded production-linked fulfillment rather than restricting the category to standalone invoices.
    - Evidence informing forecast-year allocation inputs; displayed values and growth are calculated: The framework also specifies finished-goods stock holding and call-off, with required holding costs included in the print-job price. This supports allocating embedded production-linked fulfillment rather than restricting the category to standalone invoices.
    - Evidence informing base-year allocation inputs; displayed values and growth are calculated: Finished goods may be held for call-off, with storage included in the print job where required. This supports consolidated releases as a production-linked arrangement without assuming every release is an individual order.
    - Evidence informing forecast-year allocation inputs; displayed values and growth are calculated: Finished goods may be held for call-off, with storage included in the print job where required. This supports consolidated releases as a production-linked arrangement without assuming every release is an individual order.
    - Evidence informing base-year allocation inputs; displayed values and growth are calculated: Contractors maintain designated distribution lists, deliver to nominated addresses and receive job-specific copy allocations, supporting the modeled list-delivery category.
    - Evidence informing forecast-year allocation inputs; displayed values and growth are calculated: Contractors maintain designated distribution lists, deliver to nominated addresses and receive job-specific copy allocations, supporting the modeled list-delivery category.
    - Evidence informing base-year allocation inputs; displayed values and growth are calculated: The coexistence of stock holding, call-off and distribution-list obligations supports separating production trigger from fulfillment responsibility; call-off alone does not establish transaction-level fulfillment.
    - Evidence informing forecast-year allocation inputs; displayed values and growth are calculated: The coexistence of stock holding, call-off and distribution-list obligations supports separating production trigger from fulfillment responsibility; call-off alone does not establish transaction-level fulfillment.

26. Frequently Asked Questions - IngramSpark
    - Evidence informing base-year allocation inputs; displayed values and growth are calculated: IngramSpark states that it does not provide editing, typesetting or design services. This counterexample prevents treating all platform manufacturing commissions as purchases of professional preparation services.
    - Evidence informing forecast-year allocation inputs; displayed values and growth are calculated: IngramSpark states that it does not provide editing, typesetting or design services. This counterexample prevents treating all platform manufacturing commissions as purchases of professional preparation services.
    - Evidence informing base-year allocation inputs; displayed values and growth are calculated: The provider permits nonexclusive sourcing when the customer owns its ISBN and does not offer editing, typesetting or design. These terms constrain the author service boundary, not adoption or revenue growth.
    - Evidence informing forecast-year allocation inputs; displayed values and growth are calculated: The provider permits nonexclusive sourcing when the customer owns its ISBN and does not offer editing, typesetting or design. These terms constrain the author service boundary, not adoption or revenue growth.
    - Evidence informing base-year allocation inputs; displayed values and growth are calculated: IngramSpark permits nonexclusive use of other printers, distributors and fulfillment providers when publishers own their ISBN. This establishes an alternative-sourcing option, not observed switching or a numerical channel allocation.
    - Evidence informing forecast-year allocation inputs; displayed values and growth are calculated: IngramSpark permits nonexclusive use of other printers, distributors and fulfillment providers when publishers own their ISBN. This establishes an alternative-sourcing option, not observed switching or a numerical channel allocation.
27. Packaging Printing & Production - Imago Group
    - Evidence informing base-year allocation inputs; displayed values and growth are calculated: The supplier identifies book slipcases, clamshell cases, tray-and-lid constructions and multicomponent publisher packaging. This supports the enclosure-production boundary and the limitation of a simple mailer-price proxy; it does not supply sales weights.
    - Evidence informing forecast-year allocation inputs; displayed values and growth are calculated: The supplier identifies book slipcases, clamshell cases, tray-and-lid constructions and multicomponent publisher packaging. This supports the enclosure-production boundary and the limitation of a simple mailer-price proxy; it does not supply sales weights.
28. Services - Bridgeport National Bindery
    - Evidence informing base-year allocation inputs; displayed values and growth are calculated: The short-run book-production portfolio separately lists shrink-wrapping and set packing. It establishes commercial packing activity distinct from enclosure manufacture and binding, without measuring its revenue.
    - Evidence informing forecast-year allocation inputs; displayed values and growth are calculated: The short-run book-production portfolio separately lists shrink-wrapping and set packing. It establishes commercial packing activity distinct from enclosure manufacture and binding, without measuring its revenue.
29. Terms and Conditions - CPI Print Germany
    - Evidence informing base-year allocation inputs; displayed values and growth are calculated: Published terms distinguish ex-works production prices from packaging, freight and postage and reserve specified input-cost adjustment rights. They support comparable-scope valuation but do not establish realized inflation.
    - Evidence informing forecast-year allocation inputs; displayed values and growth are calculated: Published terms distinguish ex-works production prices from packaging, freight and postage and reserve specified input-cost adjustment rights. They support comparable-scope valuation but do not establish realized inflation.
    - Evidence informing base-year allocation inputs; displayed values and growth are calculated: Separate treatment of forwarding and storage responsibilities supports the eligible production-linked service boundary; contractual rights do not prove the assumed future fee-growth rate.
    - Evidence informing forecast-year allocation inputs; displayed values and growth are calculated: Separate treatment of forwarding and storage responsibilities supports the eligible production-linked service boundary; contractual rights do not prove the assumed future fee-growth rate.

30. ONIX Codelists Issue 75 - List 150: Product Form
    - Evidence informing base-year allocation inputs; displayed values and growth are calculated: BB identifies hardback/cased books.
    - Evidence informing forecast-year allocation inputs; displayed values and growth are calculated: BB identifies hardback/cased books.
    - Evidence informing base-year allocation inputs; displayed values and growth are calculated: BC identifies paperback/softback books.
    - Evidence informing forecast-year allocation inputs; displayed values and growth are calculated: BC identifies paperback/softback books.
    - Evidence informing base-year allocation inputs; displayed values and growth are calculated: BH distinguishes board-page books from conventional books with rigid covers.
    - Evidence informing forecast-year allocation inputs; displayed values and growth are calculated: BH distinguishes board-page books from conventional books with rigid covers.
    - Evidence informing base-year allocation inputs; displayed values and growth are calculated: BE groups spiral, comb and coil forms.
    - Evidence informing forecast-year allocation inputs; displayed values and growth are calculated: BE groups spiral, comb and coil forms.
    - Evidence informing base-year allocation inputs; displayed values and growth are calculated: BD identifies loose-leaf books.
    - Evidence informing forecast-year allocation inputs; displayed values and growth are calculated: BD identifies loose-leaf books.
    - Evidence informing base-year allocation inputs; displayed values and growth are calculated: BF includes stapled short books; nonbook uses are excluded from the model.
    - Evidence informing forecast-year allocation inputs; displayed values and growth are calculated: BF includes stapled short books; nonbook uses are excluded from the model.
    - Evidence informing base-year allocation inputs; displayed values and growth are calculated: BL recognizes slide-bound books without measuring current sales.
    - Evidence informing forecast-year allocation inputs; displayed values and growth are calculated: BL recognizes slide-bound books without measuring current sales.
    - Evidence informing base-year allocation inputs; displayed values and growth are calculated: BO recognizes continuous concertina-fold books; nonbook charts are excluded.
    - Evidence informing forecast-year allocation inputs; displayed values and growth are calculated: BO recognizes continuous concertina-fold books; nonbook charts are excluded.
    - Evidence informing base-year allocation inputs; displayed values and growth are calculated: BI identifies textile-page books, not cloth-covered paper books.
    - Evidence informing forecast-year allocation inputs; displayed values and growth are calculated: BI identifies textile-page books, not cloth-covered paper books.
    - Evidence informing base-year allocation inputs; displayed values and growth are calculated: BJ identifies waterproof bath-book forms.
    - Evidence informing forecast-year allocation inputs; displayed values and growth are calculated: BJ identifies waterproof bath-book forms.
    - Evidence informing base-year allocation inputs; displayed values and growth are calculated: BP identifies foam-page and foam-cover books.
    - Evidence informing forecast-year allocation inputs; displayed values and growth are calculated: BP identifies foam-page and foam-cover books.

31. Thomson Reuters - Fourth-Quarter and Full-Year 2025 Results
    - Evidence informing base-year allocation inputs; displayed values and growth are calculated: Global Print revenue and contraction constrain professional-print scale and substitution direction; content receipts are not treated as loose-leaf service revenue.
    - Evidence informing forecast-year allocation inputs; displayed values and growth are calculated: Global Print revenue and contraction constrain professional-print scale and substitution direction; content receipts are not treated as loose-leaf service revenue.
32. Lulu - Discontinuing Saddle Stitch in Global Distribution
    - Evidence informing base-year allocation inputs; displayed values and growth are calculated: Provider-specific wholesale distribution restrictions establish a channel constraint, not a global sales weight or measured forecast decline.
    - Evidence informing forecast-year allocation inputs; displayed values and growth are calculated: Provider-specific wholesale distribution restrictions establish a channel constraint, not a global sales weight or measured forecast decline.
33. MAGACOPY Sofia - Copying and Printing Prices
    - Evidence informing base-year allocation inputs; displayed values and growth are calculated: A current EUR xx.xx binding-only charge establishes a live commercial service and a price-scope comparison; full-book USD receipts and incidence remain assumed.
    - Evidence informing forecast-year allocation inputs; displayed values and growth are calculated: A current EUR xx.xx binding-only charge establishes a live commercial service and a price-scope comparison; full-book USD receipts and incidence remain assumed.
34. Imago Group - Spotlight on Children's Books for National Young Readers Week
    - Evidence informing base-year allocation inputs; displayed values and growth are calculated: The company's children's portfolio supports board-book commercial classification, not order volumes.
    - Evidence informing forecast-year allocation inputs; displayed values and growth are calculated: The company's children's portfolio supports board-book commercial classification, not order volumes.
    - Evidence informing base-year allocation inputs; displayed values and growth are calculated: Cloth-book offerings support the textile-page category premise, not its modeled incidence.
    - Evidence informing forecast-year allocation inputs; displayed values and growth are calculated: Cloth-book offerings support the textile-page category premise, not its modeled incidence.
    - Evidence informing base-year allocation inputs; displayed values and growth are calculated: Bath-book offerings support a separate commercial category; sales and service receipts are undisclosed.
    - Evidence informing forecast-year allocation inputs; displayed values and growth are calculated: Bath-book offerings support a separate commercial category; sales and service receipts are undisclosed.
35. Pegasus - My First Book of Shapes: EVA Foam Book
    - Evidence informing base-year allocation inputs; displayed values and growth are calculated: The dated 2025 product identifies foam pages and supports commercial-status and classification checks, not global volume or supplier realization.
    - Evidence informing forecast-year allocation inputs; displayed values and growth are calculated: The dated 2025 product identifies foam pages and supports commercial-status and classification checks, not global volume or supplier realization.

36. U.S. Consumer Product Safety Commission - Children's Books
    - Evidence informing base-year allocation inputs; displayed values and growth are calculated: Product classification and intended audience affect commercial compliance accountability; no numerical surcharge is inferred.
    - Evidence informing forecast-year allocation inputs; displayed values and growth are calculated: Product classification and intended audience affect commercial compliance accountability; no numerical surcharge is inferred.
    - Evidence informing base-year allocation inputs; displayed values and growth are calculated: The exemption boundary supports separate classification rather than assumed conventional-book treatment.
    - Evidence informing forecast-year allocation inputs; displayed values and growth are calculated: The exemption boundary supports separate classification rather than assumed conventional-book treatment.
    - Evidence informing base-year allocation inputs; displayed values and growth are calculated: Compliance classification is retained as an uncertainty, not an exclusion or measured price premium.
    - Evidence informing forecast-year allocation inputs; displayed values and growth are calculated: Compliance classification is retained as an uncertainty, not an exclusion or measured price premium.
    - Evidence informing base-year allocation inputs; displayed values and growth are calculated: Specialty construction does not itself establish ordinary-book exemption eligibility or market inactivity.
    - Evidence informing forecast-year allocation inputs; displayed values and growth are calculated: Specialty construction does not itself establish ordinary-book exemption eligibility or market inactivity.
37. Puget Bindery - Services
    - Evidence informing base-year allocation inputs; displayed values and growth are calculated: The provider identifies training manuals and reference guides as mechanical-binding applications, supporting the commissioning premise without measuring sales incidence.
    - Evidence informing forecast-year allocation inputs; displayed values and growth are calculated: The provider identifies training manuals and reference guides as mechanical-binding applications, supporting the commissioning premise without measuring sales incidence.
    - Evidence informing base-year allocation inputs; displayed values and growth are calculated: Lists commercial letterpress book plates and specialty inserts, supporting a component-service model rather than attribution of the entire book price.
    - Evidence informing forecast-year allocation inputs; displayed values and growth are calculated: Lists commercial letterpress book plates and specialty inserts, supporting a component-service model rather than attribution of the entire book price.
    - Evidence informing base-year allocation inputs; displayed values and growth are calculated: The bindery identifies commercial printers, publishers and corporate print buyers as customers and excludes direct-to-consumer sales. This supports trade-purchasing attribution but supplies no sales percentage.
    - Evidence informing forecast-year allocation inputs; displayed values and growth are calculated: The bindery identifies commercial printers, publishers and corporate print buyers as customers and excludes direct-to-consumer sales. This supports trade-purchasing attribution but supplies no sales percentage.

38. ONIX Codelists Issue 75 - List 80: Product Packaging Type
    - Evidence informing base-year allocation inputs; displayed values and growth are calculated: Separates single-item and multivolume slipcases; supplies classification, not sales weights.
    - Evidence informing forecast-year allocation inputs; displayed values and growth are calculated: Separates single-item and multivolume slipcases; supplies classification, not sales weights.
    - Evidence informing base-year allocation inputs; displayed values and growth are calculated: Distinguishes lidded boxes from slipcase-style boxed sets.
    - Evidence informing forecast-year allocation inputs; displayed values and growth are calculated: Distinguishes lidded boxes from slipcase-style boxed sets.
    - Evidence informing base-year allocation inputs; displayed values and growth are calculated: Open-ended wraparound sleeves are distinct from enclosed wrapping.
    - Evidence informing forecast-year allocation inputs; displayed values and growth are calculated: Open-ended wraparound sleeves are distinct from enclosed wrapping.
    - Evidence informing base-year allocation inputs; displayed values and growth are calculated: Recognizes envelope-like slip-sleeves and wallets or folders.
    - Evidence informing forecast-year allocation inputs; displayed values and growth are calculated: Recognizes envelope-like slip-sleeves and wallets or folders.
    - Evidence informing base-year allocation inputs; displayed values and growth are calculated: Recognizes pouch and bag packaging independently.
    - Evidence informing forecast-year allocation inputs; displayed values and growth are calculated: Recognizes pouch and bag packaging independently.
    - Evidence informing base-year allocation inputs; displayed values and growth are calculated: Separately recognizes shrink-wrapped products and bundles.
    - Evidence informing forecast-year allocation inputs; displayed values and growth are calculated: Separately recognizes shrink-wrapped products and bundles.
    - Evidence informing base-year allocation inputs; displayed values and growth are calculated: Defines formed-plastic clamshells and card-backed blister packaging as distinct constructions.
    - Evidence informing forecast-year allocation inputs; displayed values and growth are calculated: Defines formed-plastic clamshells and card-backed blister packaging as distinct constructions.
    - Evidence informing base-year allocation inputs; displayed values and growth are calculated: Explicitly recognizes book browse-prevention closures.
    - Evidence informing forecast-year allocation inputs; displayed values and growth are calculated: Explicitly recognizes book browse-prevention closures.

39. U.S. Government Publishing Office - Program 827-S: Federal Aviation Administration Books, Contract Pricing and Specifications

- Evidence informing base-year allocation inputs; displayed values and growth are calculated: Historical evaluation quantities provide a container-heavy institutional purchasing counterexample, not global shipment shares.
- Evidence informing forecast-year allocation inputs; displayed values and growth are calculated: Historical evaluation quantities provide a container-heavy institutional purchasing counterexample, not global shipment shares.
- Evidence informing base-year allocation inputs; displayed values and growth are calculated: Separately identifies kraft-envelope packing within the book procurement.
- Evidence informing forecast-year allocation inputs; displayed values and growth are calculated: Separately identifies kraft-envelope packing within the book procurement.
- Evidence informing base-year allocation inputs; displayed values and growth are calculated: Identifies cushioned shipping bags as an eligible book-order enclosure.
- Evidence informing forecast-year allocation inputs; displayed values and growth are calculated: Identifies cushioned shipping bags as an eligible book-order enclosure.
- Evidence informing base-year allocation inputs; displayed values and growth are calculated: Includes wrapped shipping bundles as an alternative purchasing configuration.
- Evidence informing forecast-year allocation inputs; displayed values and growth are calculated: Includes wrapped shipping bundles as an alternative purchasing configuration.
- Evidence informing base-year allocation inputs; displayed values and growth are calculated: Requires packing and filler separately from the external enclosure.
- Evidence informing forecast-year allocation inputs; displayed values and growth are calculated: Requires packing and filler separately from the external enclosure.
- Evidence informing base-year allocation inputs; displayed values and growth are calculated: Identifies closure tape and securing straps independently of container construction.
- Evidence informing forecast-year allocation inputs; displayed values and growth are calculated: Identifies closure tape and securing straps independently of container construction.

40. U.S. Government Publishing Office - Print Order Form 2511 Instructions
    - Evidence informing base-year allocation inputs; displayed values and growth are calculated: Specifies paper-banded sets separately from shrink-wrapped sets.
    - Evidence informing forecast-year allocation inputs; displayed values and growth are calculated: Specifies paper-banded sets separately from shrink-wrapped sets.
    - Evidence informing base-year allocation inputs; displayed values and growth are calculated: Describes shrink-wrapped units nested within cartons, supporting component attribution.
    - Evidence informing forecast-year allocation inputs; displayed values and growth are calculated: Describes shrink-wrapped units nested within cartons, supporting component attribution.
    - Evidence informing base-year allocation inputs; displayed values and growth are calculated: Distinguishes internal packaging, container quantities and pallet requirements.
    - Evidence informing forecast-year allocation inputs; displayed values and growth are calculated: Distinguishes internal packaging, container quantities and pallet requirements.
    - Evidence informing base-year allocation inputs; displayed values and growth are calculated: The instructions distinguish nominated delivery addresses and warehouse receiving arrangements, supporting the receiving-point attribution premise, not an observed consolidated market share.
    - Evidence informing forecast-year allocation inputs; displayed values and growth are calculated: The instructions distinguish nominated delivery addresses and warehouse receiving arrangements, supporting the receiving-point attribution premise, not an observed consolidated market share.
    - Evidence informing base-year allocation inputs; displayed values and growth are calculated: Supplemental distribution lists accommodate multiple destinations, supporting the distinction between preallocated destination delivery and a single receiving-point handoff.
    - Evidence informing forecast-year allocation inputs; displayed values and growth are calculated: Supplemental distribution lists accommodate multiple destinations, supporting the distinction between preallocated destination delivery and a single receiving-point handoff.
    - Evidence informing base-year allocation inputs; displayed values and growth are calculated: GPO specifies black interior inks separately from cover inks, supporting the monochrome classification and underlying-book attribution premise, not its modeled sales weight. ([gpo.gov](https://www.gpo.gov/docs/default-source/forms-standards-pdf-files/2511_instructions.pdf))
    - Evidence informing forecast-year allocation inputs; displayed values and growth are calculated: GPO specifies black interior inks separately from cover inks, supporting the monochrome classification and underlying-book attribution premise, not its modeled sales weight. ([gpo.gov](https://www.gpo.gov/docs/default-source/forms-standards-pdf-files/2511_instructions.pdf))
    - Evidence informing base-year allocation inputs; displayed values and growth are calculated: Designated Pantone specifications are recognized for interior inks, supporting a separate spot-color commercial category without measuring its share. ([gpo.gov](https://www.gpo.gov/docs/default-source/forms-standards-pdf-files/2511_instructions.pdf))
    - Evidence informing forecast-year allocation inputs; displayed values and growth are calculated: Designated Pantone specifications are recognized for interior inks, supporting a separate spot-color commercial category without measuring its share. ([gpo.gov](https://www.gpo.gov/docs/default-source/forms-standards-pdf-files/2511_instructions.pdf))
    - Evidence informing base-year allocation inputs; displayed values and growth are calculated: Four-color process is identified as full color for interior pages; cover color is separately specified. This supports classification at both modeled anchors. ([gpo.gov](https://www.gpo.gov/docs/default-source/forms-standards-pdf-files/2511_instructions.pdf))
    - Evidence informing forecast-year allocation inputs; displayed values and growth are calculated: Four-color process is identified as full color for interior pages; cover color is separately specified. This supports classification at both modeled anchors. ([gpo.gov](https://www.gpo.gov/docs/default-source/forms-standards-pdf-files/2511_instructions.pdf))

41. GPOExpress Program Pricing Guide - November 2024
    - Evidence informing base-year allocation inputs; displayed values and growth are calculated: USD xx.xx hand folding provides a handling-cost comparison; the complete band realization remains modeled.
    - Evidence informing forecast-year allocation inputs; displayed values and growth are calculated: USD xx.xx hand folding provides a handling-cost comparison; the complete band realization remains modeled.
    - Evidence informing base-year allocation inputs; displayed values and growth are calculated: USD xx.xx per shrink wrap anchors a small-run comparison, not the assumed global realization.
    - Evidence informing forecast-year allocation inputs; displayed values and growth are calculated: USD xx.xx per shrink wrap anchors a small-run comparison, not the assumed global realization.
    - Evidence informing base-year allocation inputs; displayed values and growth are calculated: USD xx.xx auxiliary insertion supplies a handling-price comparison, not protective-material sales.
    - Evidence informing forecast-year allocation inputs; displayed values and growth are calculated: USD xx.xx auxiliary insertion supplies a handling-price comparison, not protective-material sales.
42. Hardcover Book Protection: Dust Jackets or Slipcases?
    - Evidence informing base-year allocation inputs; displayed values and growth are calculated: Own-product EXW slipcase prices of USD xx.xx, USD xx.xx and USD xx.xx at xx.xx xx.xx and xx.xx units constrain relative realizations.
    - Evidence informing forecast-year allocation inputs; displayed values and growth are calculated: Own-product EXW slipcase prices of USD xx.xx, USD xx.xx and USD xx.xx at xx.xx xx.xx and xx.xx units constrain relative realizations.
43. Book Printing Cost in China: How Printing Prices Are Calculated
    - Evidence informing base-year allocation inputs; displayed values and growth are calculated: Approximately USD xx.xx per export carton including basic packing materials constrains the bulk-package budget; the container allocation is modeled.
    - Evidence informing forecast-year allocation inputs; displayed values and growth are calculated: Approximately USD xx.xx per export carton including basic packing materials constrains the bulk-package budget; the container allocation is modeled.
    - Evidence informing base-year allocation inputs; displayed values and growth are calculated: The inclusive carton quotation constrains combined spending; its cushioning split is assumed.
    - Evidence informing forecast-year allocation inputs; displayed values and growth are calculated: The inclusive carton quotation constrains combined spending; its cushioning split is assumed.
    - Evidence informing base-year allocation inputs; displayed values and growth are calculated: The inclusive carton quotation constrains combined spending; its closure split is assumed.
    - Evidence informing forecast-year allocation inputs; displayed values and growth are calculated: The inclusive carton quotation constrains combined spending; its closure split is assumed.
44. Make Believe Ideas - Independent Retail Catalog 2025
    - Evidence informing base-year allocation inputs; displayed values and growth are calculated: The 2025 catalog identifies activity books with cover-mounted blisters, establishing book-specific participation but not packaging revenue or volume.
    - Evidence informing forecast-year allocation inputs; displayed values and growth are calculated: The 2025 catalog identifies activity books with cover-mounted blisters, establishing book-specific participation but not packaging revenue or volume.
45. Bookmobile - Request Book Printing Quotes the Right Way to Save Money
    - Evidence informing base-year allocation inputs; displayed values and growth are calculated: The printer's bookstore-oriented purchasing guidance cautions against universal shrink-wrap attachment.
    - Evidence informing forecast-year allocation inputs; displayed values and growth are calculated: The printer's bookstore-oriented purchasing guidance cautions against universal shrink-wrap attachment.

46. Digital Book Printing - Bookmobile
    - Evidence informing base-year allocation inputs; displayed values and growth are calculated: The current book-production portfolio separately offers poly bags, supporting commercial category participation rather than a sales weight.
    - Evidence informing forecast-year allocation inputs; displayed values and growth are calculated: The current book-production portfolio separately offers poly bags, supporting commercial category participation rather than a sales weight.
    - Evidence informing base-year allocation inputs; displayed values and growth are calculated: The current portfolio offers shrink-wrap independently of other finishing options.
    - Evidence informing forecast-year allocation inputs; displayed values and growth are calculated: The current portfolio offers shrink-wrap independently of other finishing options.
47. Sell Books on Shopify - Lulu
    - Evidence informing forecast-year allocation inputs; displayed values and growth are calculated: The offered storefront-to-print-and-ship route supports an accessible production-linked parcel channel, not assumed demand.
    - Evidence informing forecast-year allocation inputs; displayed values and growth are calculated: Direct fulfillment availability supports the parcel-use scenario without establishing envelope mix.
    - Evidence informing forecast-year allocation inputs; displayed values and growth are calculated: Direct fulfillment availability supports the parcel-use scenario without establishing bag mix.
48. European Commission - New EU Rules on Packaging Enter into Application
    - Evidence informing forecast-year allocation inputs; displayed values and growth are calculated: Regional packaging minimization supports a directional right-sizing premise, not a measured global box-price effect.
    - Evidence informing forecast-year allocation inputs; displayed values and growth are calculated: Waste-reduction requirements inform the bounded substitution scenario; they do not quantify band adoption.
    - Evidence informing forecast-year allocation inputs; displayed values and growth are calculated: Regional circularity requirements inform lower lightweight-bag exposure without implying a global book-bag ban.
    - Evidence informing forecast-year allocation inputs; displayed values and growth are calculated: Material substitution remains partly internal to the combined film-and-paper category.
    - Evidence informing forecast-year allocation inputs; displayed values and growth are calculated: Regional recyclability pressure informs the niche substitution scenario, not an observed blister-sales decline.
    - Evidence informing forecast-year allocation inputs; displayed values and growth are calculated: Empty-space reduction provides a directional premise for lower cushioning allowance per individual box.
49. Digital Printing - U.S. Government Publishing Office
    - Evidence informing base-year allocation inputs; displayed values and growth are calculated: Procurement examples allow offset or digital alternatives while restricting some digital variants, supporting an acceptance- and run-mix model rather than a universal quality ranking. This is a modeling premise, not an observed process share.
    - Evidence informing forecast-year allocation inputs; displayed values and growth are calculated: Procurement examples allow offset or digital alternatives while restricting some digital variants, supporting an acceptance- and run-mix model rather than a universal quality ranking. This is a modeling premise, not an observed process share.
    - Evidence informing base-year allocation inputs; displayed values and growth are calculated: The purchasing guidance supports conditional digital substitution, not unrestricted interchangeability or an observed forecast allocation.
    - Evidence informing forecast-year allocation inputs; displayed values and growth are calculated: The purchasing guidance supports conditional digital substitution, not unrestricted interchangeability or an observed forecast allocation.

50. Clays demonstrate dedication to digital investment
    - Evidence informing base-year allocation inputs; displayed values and growth are calculated: Reports xx.xx books annually and xx.xx books of digital capacity in an older investment statement; this constrains scale but is not a 2025 realized output mix.
    - Evidence informing forecast-year allocation inputs; displayed values and growth are calculated: Reports xx.xx books annually and xx.xx books of digital capacity in an older investment statement; this constrains scale but is not a 2025 realized output mix.
    - Evidence informing base-year allocation inputs; displayed values and growth are calculated: The company's inkjet investment supports an existing book-production application and a conditional adoption premise, not a quantified global forecast.
    - Evidence informing forecast-year allocation inputs; displayed values and growth are calculated: The company's inkjet investment supports an existing book-production application and a conditional adoption premise, not a quantified global forecast.
    - Evidence informing base-year allocation inputs; displayed values and growth are calculated: The capacity/output comparison is a limited commercial check on continued conventional book production, not a direct offset revenue observation.
    - Evidence informing forecast-year allocation inputs; displayed values and growth are calculated: The capacity/output comparison is a limited commercial check on continued conventional book production, not a direct offset revenue observation.
51. ISO/TC 130 - Guidelines for Using Print Production Standards, Version 1.0, 2019
    - Evidence informing base-year allocation inputs; displayed values and growth are calculated: Distinguishes packaging use cases and printing processes, supporting allocation of gravure to book-associated components rather than the full value of a book.
    - Evidence informing forecast-year allocation inputs; displayed values and growth are calculated: Distinguishes packaging use cases and printing processes, supporting allocation of gravure to book-associated components rather than the full value of a book.
    - Evidence informing base-year allocation inputs; displayed values and growth are calculated: Identifies flexographic packaging applications; the book-specific spending budget and process coefficients remain modeled.
    - Evidence informing forecast-year allocation inputs; displayed values and growth are calculated: Identifies flexographic packaging applications; the book-specific spending budget and process coefficients remain modeled.
52. Premium Layflat Photo Books - PhotobookShop
    - Evidence informing base-year allocation inputs; displayed values and growth are calculated: Offers bound silver-halide photographic books and distinguishes them from digitally printed alternatives, supporting the model's separate photographic category rather than an observed sales weight.
    - Evidence informing forecast-year allocation inputs; displayed values and growth are calculated: Offers bound silver-halide photographic books and distinguishes them from digitally printed alternatives, supporting the model's separate photographic category rather than an observed sales weight.
53. The Cormac McCarthy Collection - The Folio Society
    - Evidence informing base-year allocation inputs; displayed values and growth are calculated: Documents screen-printed cloth covers on physical book editions, supporting component-level commercial attribution. It does not measure supplier component receipts or global uptake.
    - Evidence informing forecast-year allocation inputs; displayed values and growth are calculated: Documents screen-printed cloth covers on physical book editions, supporting component-level commercial attribution. It does not measure supplier component receipts or global uptake.

54. Risograph Digital Duplicator Order Form, 2026 - Minneapolis College of Art and Design
    - Evidence informing base-year allocation inputs; displayed values and growth are calculated: The 2026 institutional form recognizes Risograph book/booklet orders but excludes assembly. It supports a limited application boundary, not 2025 external commercial volume; internal institutional charges are excluded from the numerator.
    - Evidence informing forecast-year allocation inputs; displayed values and growth are calculated: The 2026 institutional form recognizes Risograph book/booklet orders but excludes assembly. It supports a limited application boundary, not 2025 external commercial volume; internal institutional charges are excluded from the numerator.
55. American Printing House - 2024 Annual Report
    - Evidence informing base-year allocation inputs; displayed values and growth are calculated: Fiscal 2024 product sales were USD xx.xx; braille publications represented xx.xx% of product sales; xx.xx braille volumes were produced. These inputs constrain an adjusted production-realization proxy, not a global market share.
    - Evidence informing base-year allocation inputs; displayed values and growth are calculated: The decline from xx.xx braille volumes in 2022 qualifies a uniform physical-demand growth assumption and informs the slower relative forecast activity weight.
    - Evidence informing forecast-year allocation inputs; displayed values and growth are calculated: Fiscal 2024 product sales were USD xx.xx; braille publications represented xx.xx% of product sales; xx.xx braille volumes were produced. These inputs constrain an adjusted production-realization proxy, not a global market share.
    - Evidence informing forecast-year allocation inputs; displayed values and growth are calculated: The decline from xx.xx braille volumes in 2022 qualifies a uniform physical-demand growth assumption and informs the slower relative forecast activity weight.
56. Kodak Moments Kiosk - Kodak Alaris
    - Evidence informing base-year allocation inputs; displayed values and growth are calculated: Advertises book-capable retail kiosk equipment and a photographic-printing portfolio. Used only as a commercial-route premise for the thermal working estimate, not as evidence of thermal book-service sales, utilization or the final share.
    - Evidence informing forecast-year allocation inputs; displayed values and growth are calculated: Advertises book-capable retail kiosk equipment and a photographic-printing portfolio. Used only as a commercial-route premise for the thermal working estimate, not as evidence of thermal book-service sales, utilization or the final share.
57. 二〇二一年全国新闻出版业基本情况
    - Evidence informing base-year allocation inputs; displayed values and growth are calculated: Official 2021 aggregate textbook output distinguishes school, tertiary and vocational/adult activity; historical volumes require value and global-scope adjustments.
    - Evidence informing forecast-year allocation inputs; displayed values and growth are calculated: Official 2021 aggregate textbook output distinguishes school, tertiary and vocational/adult activity; historical volumes require value and global-scope adjustments.
    - Evidence informing base-year allocation inputs; displayed values and growth are calculated: Secondary, primary and teaching-book aggregate sheet counts form the school activity weight.
    - Evidence informing forecast-year allocation inputs; displayed values and growth are calculated: Secondary, primary and teaching-book aggregate sheet counts form the school activity weight.
    - Evidence informing base-year allocation inputs; displayed values and growth are calculated: Tertiary textbook aggregate output supplies the higher-education activity input before an assumed relative-service-value adjustment.
    - Evidence informing forecast-year allocation inputs; displayed values and growth are calculated: Tertiary textbook aggregate output supplies the higher-education activity input before an assumed relative-service-value adjustment.
    - Evidence informing base-year allocation inputs; displayed values and growth are calculated: Vocational, adult and literacy textbook output supplies the corresponding historical activity input.
    - Evidence informing forecast-year allocation inputs; displayed values and growth are calculated: Vocational, adult and literacy textbook output supplies the corresponding historical activity input.

58. Music, printed or in manuscript imports by country, 2024 - World Integrated Trade Solution
    - Evidence informing base-year allocation inputs; displayed values and growth are calculated: Official HS xx.xx import observations constrain the music-publication value bridge; domestic supply, physical-book eligibility and the printing-service fraction remain modeled.
    - Evidence informing forecast-year allocation inputs; displayed values and growth are calculated: Official HS xx.xx import observations constrain the music-publication value bridge; domestic supply, physical-book eligibility and the printing-service fraction remain modeled.
59. Bloomsbury Publishing - 2024/25 Results Presentation
    - Evidence informing base-year allocation inputs; displayed values and growth are calculated: Separate Academic & Professional print, digital and rights/service receipts demonstrate the required physical-revenue boundary; company mix is not treated as global market share.
    - Evidence informing forecast-year allocation inputs; displayed values and growth are calculated: Separate Academic & Professional print, digital and rights/service receipts demonstrate the required physical-revenue boundary; company mix is not treated as global market share.
    - Evidence informing base-year allocation inputs; displayed values and growth are calculated: Observed physical academic publishing activity supports commercial applicability but does not verify the assumed global research/reference ratio.
    - Evidence informing forecast-year allocation inputs; displayed values and growth are calculated: Observed physical academic publishing activity supports commercial applicability but does not verify the assumed global research/reference ratio.
60. HDSB - RFSQ 26-013: Yearbook Software and Printing Services
    - Evidence informing base-year allocation inputs; displayed values and growth are calculated: The qualification notice establishes a commissioned yearbook scope including printing, binding and school delivery; it supplies no awarded value and is not used as a sales weight.
    - Evidence informing forecast-year allocation inputs; displayed values and growth are calculated: The qualification notice establishes a commissioned yearbook scope including printing, binding and school delivery; it supplies no awarded value and is not used as a sales weight.
    - Evidence informing base-year allocation inputs; displayed values and growth are calculated: The yearbook qualification notice restricts supply to prequalified vendors while permitting school bulk orders and individual ordering. It supports separating commissioning authority from ultimate payment, but discloses no fulfilled-order value.
    - Evidence informing forecast-year allocation inputs; displayed values and growth are calculated: The yearbook qualification notice restricts supply to prequalified vendors while permitting school bulk orders and individual ordering. It supports separating commissioning authority from ultimate payment, but discloses no fulfilled-order value.
    - Evidence informing base-year allocation inputs; displayed values and growth are calculated: The individual-ordering option establishes an attribution uncertainty relevant to the modeled household portion; it does not establish the assumed xx.xx% proportion.
    - Evidence informing forecast-year allocation inputs; displayed values and growth are calculated: The individual-ordering option establishes an attribution uncertainty relevant to the modeled household portion; it does not establish the assumed xx.xx% proportion.

61. U.S. Census Bureau - 2022 Economic Census, Books Printing Questionnaire MC-32312
    - Evidence informing base-year allocation inputs; displayed values and growth are calculated: The official printing questionnaire supports the distinction between textbook and general-book production; recognition is not treated as a revenue weight.
    - Evidence informing forecast-year allocation inputs; displayed values and growth are calculated: The official printing questionnaire supports the distinction between textbook and general-book production; recognition is not treated as a revenue weight.
    - Evidence informing base-year allocation inputs; displayed values and growth are calculated: Recognized coloring-book output supports treating recreational activity commissions separately from institutional textbooks according to purpose.
    - Evidence informing forecast-year allocation inputs; displayed values and growth are calculated: Recognized coloring-book output supports treating recreational activity commissions separately from institutional textbooks according to purpose.
62. Press Information Bureau - Department of School Education & Literacy, Year End Review 2024
    - Evidence informing base-year allocation inputs; displayed values and growth are calculated: The government review describes substantial NCERT physical-textbook activity, independently qualifying the physical-availability premise without establishing attributable supplier revenue.
    - Evidence informing forecast-year allocation inputs; displayed values and growth are calculated: The government review describes substantial NCERT physical-textbook activity, independently qualifying the physical-availability premise without establishing attributable supplier revenue.
63. 2022 North American Industry Classification System - United States
    - Evidence informing base-year allocation inputs; displayed values and growth are calculated: Dedicated book-publishing activity is separated from institutional primary activities and printing without publishing, constraining the Publishing Organizations numerator.
    - Evidence informing forecast-year allocation inputs; displayed values and growth are calculated: Dedicated book-publishing activity is separated from institutional primary activities and printing without publishing, constraining the Publishing Organizations numerator.
64. U.S. Census Bureau - Books Printing: 2002
    - Evidence informing base-year allocation inputs; displayed values and growth are calculated: Table xx.xx reports 2002 U.S. books-printing contract-work costs of USD xx.xx and shipments of USD xx.xx. Their ratio supplies a dated manufacturing-subcontract proxy, held constant within the forecast component.
    - Evidence informing forecast-year allocation inputs; displayed values and growth are calculated: Table xx.xx reports 2002 U.S. books-printing contract-work costs of USD xx.xx and shipments of USD xx.xx. Their ratio supplies a dated manufacturing-subcontract proxy, held constant within the forecast component.
    - Evidence informing base-year allocation inputs; displayed values and growth are calculated: The historical subcontract-cost input constrains the modeled transfer from publisher-origin commissioning to performing suppliers, without adding another gross contract value.
    - Evidence informing forecast-year allocation inputs; displayed values and growth are calculated: The historical subcontract-cost input constrains the modeled transfer from publisher-origin commissioning to performing suppliers, without adding another gross contract value.
65. Samfine Creation Holdings Group Limited - Form 20-F for the year ended December 31, 2025
    - Evidence informing base-year allocation inputs; displayed values and growth are calculated: The company reports USD xx.xx of 2025 book-product revenue and principally serves book traders that secure printing contracts and outsource production. This is a supplier-specific quantitative role check, not a Global allocation weight.
    - Evidence informing forecast-year allocation inputs; displayed values and growth are calculated: The company reports USD xx.xx of 2025 book-product revenue and principally serves book traders that secure printing contracts and outsource production. This is a supplier-specific quantitative role check, not a Global allocation weight.

66. Ministry of Education - NCERT and Amazon Letter of Engagement, October 7, 2024
    - Evidence informing base-year allocation inputs; displayed values and growth are calculated: The October xx.xx 2024 announcement targeted xx.xx NCERT books for academic 2025-xx.xx. This is a planned institutional activity anchor; realization, eligible receipts and subsequent growth are modeled separately.
    - Evidence informing forecast-year allocation inputs; displayed values and growth are calculated: The October xx.xx 2024 announcement targeted xx.xx NCERT books for academic 2025-xx.xx. This is a planned institutional activity anchor; realization, eligible receipts and subsequent growth are modeled separately.
67. Bangladesh e-GP - NCTB/TEXTBOOK/2025, Package GD.102_SEC_8.031
    - Evidence informing base-year allocation inputs; displayed values and growth are calculated: The government-funded procurement plan specifies xx.xx academic-2025 textbook copies and an estimated BDT xx.xx for printing, binding and supply. It constrains commercial order scale and local unit-budget plausibility, not realized annual revenue.
    - Evidence informing forecast-year allocation inputs; displayed values and growth are calculated: The government-funded procurement plan specifies xx.xx academic-2025 textbook copies and an estimated BDT xx.xx for printing, binding and supply. It constrains commercial order scale and local unit-budget plausibility, not realized annual revenue.
68. Students suffer as NCTB fails to deliver books - The Daily Star, January 17, 2025
    - Evidence informing base-year allocation inputs; displayed values and growth are calculated: The January xx.xx 2025 report corroborates the dated approximately xx.xx-copy textbook target and early-year delivery disruption. Target realization and supplier receipts remain modeled.
69. Secondary-level students: A new year without full set of books for many - The Daily Star, December 28, 2025
    - Evidence informing forecast-year allocation inputs; displayed values and growth are calculated: The December xx.xx 2025 report corroborates the approximately xx.xx-copy academic-2026 target and continued delivery slippage. It informs a normalization assumption, not an observed 2032 share.
70. Business Books - Print Professional, Custom Corporate Books | Blurb
    - Evidence informing base-year allocation inputs; displayed values and growth are calculated: The business-book offering includes organizational presentation and corporate-gift applications. It establishes an in-scope commissioning proposition, not the modeled global copy quantity or spending.
    - Evidence informing forecast-year allocation inputs; displayed values and growth are calculated: The business-book offering includes organizational presentation and corporate-gift applications. It establishes an in-scope commissioning proposition, not the modeled global copy quantity or spending.
71. How to Use Lulu to Support Your Nonprofit | Lulu
    - Evidence informing base-year allocation inputs; displayed values and growth are calculated: The platform permits an organization or charity to receive creator proceeds. This supports excluding beneficiary-only arrangements from nonprofit commissioning; it does not measure nonprofit printing purchases.
    - Evidence informing forecast-year allocation inputs; displayed values and growth are calculated: The platform permits an organization or charity to receive creator proceeds. This supports excluding beneficiary-only arrangements from nonprofit commissioning; it does not measure nonprofit printing purchases.

72. News Corp - Form 10-K for the fiscal year ended June 30, 2025
    - Evidence informing base-year allocation inputs; displayed values and growth are calculated: Fiscal 2025 consumer backlist revenue of xx.xx% and digital revenue of xx.xx% anchor the assumed physical-backlist bridge and its forecast starting model.
    - Evidence informing forecast-year allocation inputs; displayed values and growth are calculated: Fiscal 2025 consumer backlist revenue of xx.xx% and digital revenue of xx.xx% anchor the assumed physical-backlist bridge and its forecast starting model.
    - Evidence informing base-year allocation inputs; displayed values and growth are calculated: The disclosed backlist mix constrains recurring-title demand; its division into replenishment and POD remains modeled.
    - Evidence informing forecast-year allocation inputs; displayed values and growth are calculated: The disclosed backlist mix constrains recurring-title demand; its division into replenishment and POD remains modeled.
    - Evidence informing base-year allocation inputs; displayed values and growth are calculated: The complementary frontlist population supports the launch-stock cohort after physical-format adjustments.
    - Evidence informing forecast-year allocation inputs; displayed values and growth are calculated: The complementary frontlist population supports the launch-stock cohort after physical-format adjustments.
73. News Corp - Form 10-K for the fiscal year ended June 30, 2026
    - Evidence informing forecast-year allocation inputs; displayed values and growth are calculated: Fiscal 2026 backlist revenue of xx.xx% and digital revenue of xx.xx% lower the forecast physical-backlist proxy instead of assuming continued backlist expansion.
    - Evidence informing forecast-year allocation inputs; displayed values and growth are calculated: The updated catalog mix changes the forecast population available for repeat inventory releases.
    - Evidence informing forecast-year allocation inputs; displayed values and growth are calculated: The updated frontlist/backlist bridge changes the forecast planned-production weight; no 2032 share is disclosed.
74. How Do Lulu Direct Orders Work?
    - Evidence informing base-year allocation inputs; displayed values and growth are calculated: Lulu describes printing after customer purchase and distinguishes production from subsequent shipment, supporting recipient-order attribution rather than technology-based classification.
    - Evidence informing forecast-year allocation inputs; displayed values and growth are calculated: Lulu describes printing after customer purchase and distinguishes production from subsequent shipment, supporting recipient-order attribution rather than technology-based classification.
    - Evidence informing base-year allocation inputs; displayed values and growth are calculated: No minimum order and one-copy ordering establish commercial feasibility, not the number or value of single-copy releases.
    - Evidence informing forecast-year allocation inputs; displayed values and growth are calculated: No minimum order and one-copy ordering establish commercial feasibility, not the number or value of single-copy releases.
    - Evidence informing base-year allocation inputs; displayed values and growth are calculated: One POD offering accepts hundreds of copies, independently challenging a POD-equals-single-copy allocation.
    - Evidence informing forecast-year allocation inputs; displayed values and growth are calculated: One POD offering accepts hundreds of copies, independently challenging a POD-equals-single-copy allocation.
    - Evidence informing base-year allocation inputs; displayed values and growth are calculated: Orders can extend into thousands within the same offering; the production trigger therefore does not uniquely identify the working run band.
    - Evidence informing forecast-year allocation inputs; displayed values and growth are calculated: Orders can extend into thousands within the same offering; the production trigger therefore does not uniquely identify the working run band.

75. Supply Chain - Clays
    - Evidence informing base-year allocation inputs; displayed values and growth are calculated: Clays describes differentiated backlist arrangements and stock visibility, supporting a separate inventory-replenishment cohort without establishing its numerical prevalence.
    - Evidence informing forecast-year allocation inputs; displayed values and growth are calculated: Clays describes differentiated backlist arrangements and stock visibility, supporting a separate inventory-replenishment cohort without establishing its numerical prevalence.
    - Evidence informing base-year allocation inputs; displayed values and growth are calculated: New-title consolidation and predictable annual backlist demand support retaining planned inventory commitments; short-run printing is explicitly not necessarily POD.
    - Evidence informing forecast-year allocation inputs; displayed values and growth are calculated: New-title consolidation and predictable annual backlist demand support retaining planned inventory commitments; short-run printing is explicitly not necessarily POD.
    - Evidence informing base-year allocation inputs; displayed values and growth are calculated: Clays explicitly distinguishes short-run work from POD, supporting category separation rather than a technological proxy for value share.
    - Evidence informing forecast-year allocation inputs; displayed values and growth are calculated: Clays explicitly distinguishes short-run work from POD, supporting category separation rather than a technological proxy for value share.
76. Smart Backlist Management: When to Hold and When to Print-on-Demand
    - Evidence informing base-year allocation inputs; displayed values and growth are calculated: Sheridan describes low-volume titles moving to POD while other titles retain inventory, supporting differentiated release-policy assumptions rather than a uniform backlist-to-POD conversion.
    - Evidence informing forecast-year allocation inputs; displayed values and growth are calculated: Sheridan describes low-volume titles moving to POD while other titles retain inventory, supporting differentiated release-policy assumptions rather than a uniform backlist-to-POD conversion.
    - Evidence informing base-year allocation inputs; displayed values and growth are calculated: A disclosed customer example uses a stock threshold to trigger a 2,000-copy replenishment order. It establishes the commercial mechanism, not a market-wide share.
    - Evidence informing forecast-year allocation inputs; displayed values and growth are calculated: A disclosed customer example uses a stock threshold to trigger a 2,000-copy replenishment order. It establishes the commercial mechanism, not a market-wide share.

77. Shortage of NCERT textbooks - Rajya Sabha Unstarred Question No. 1941, December 17, 2025
    - Evidence informing base-year allocation inputs; displayed values and growth are calculated: Advance enrollment-based forecasting, academic-session readiness and a fiscal 2025-xx.xx plan for approximately xx.xx textbooks support a substantial calendar-driven stock cohort. The target is not realized production.
    - Evidence informing forecast-year allocation inputs; displayed values and growth are calculated: Advance enrollment-based forecasting, academic-session readiness and a fiscal 2025-xx.xx plan for approximately xx.xx textbooks support a substantial calendar-driven stock cohort. The target is not realized production.
    - Evidence informing base-year allocation inputs; displayed values and growth are calculated: Phased supply and inventory monitoring support distinguishing ongoing availability obligations from individual-recipient POD, without quantifying replenishment's global prevalence.
    - Evidence informing forecast-year allocation inputs; displayed values and growth are calculated: Phased supply and inventory monitoring support distinguishing ongoing availability obligations from individual-recipient POD, without quantifying replenishment's global prevalence.
    - Evidence informing base-year allocation inputs; displayed values and growth are calculated: The official answer distinguishes printer empanelment from approximately xx.xx distribution vendors and describes planned fiscal 2025-xx.xx printing of approximately xx.xx textbooks. It supports commissioning-versus-distribution separation, not a realized monetary channel split.
    - Evidence informing forecast-year allocation inputs; displayed values and growth are calculated: The official answer distinguishes printer empanelment from approximately xx.xx distribution vendors and describes planned fiscal 2025-xx.xx printing of approximately xx.xx textbooks. It supports commissioning-versus-distribution separation, not a realized monetary channel split.
    - Evidence informing base-year allocation inputs; displayed values and growth are calculated: Phased textbook supply supports treating annual institutional quantities separately from production batches; it does not disclose the medium-run allocation.
    - Evidence informing forecast-year allocation inputs; displayed values and growth are calculated: Phased textbook supply supports treating annual institutional quantities separately from production batches; it does not disclose the medium-run allocation.
    - Evidence informing base-year allocation inputs; displayed values and growth are calculated: The December xx.xx 2025 answer identifies a xx.xx-million-copy FY2025-xx.xx printing decision versus approximately xx.xx in recent years, a counterforce to assuming rapid long-run disappearance. Planned copies are not realized service revenue.
    - Evidence informing forecast-year allocation inputs; displayed values and growth are calculated: The December xx.xx 2025 answer identifies a xx.xx-million-copy FY2025-xx.xx printing decision versus approximately xx.xx in recent years, a counterforce to assuming rapid long-run disappearance. Planned copies are not realized service revenue.
78. Fulfillment Fee - Lulu Direct
    - Evidence informing base-year allocation inputs; displayed values and growth are calculated: The September 2026 schedule lists USD xx.xx per order regardless of item count, supporting an order-frequency effect on associated-service value. It does not verify the assumed historical or forecast multiplier.
    - Evidence informing forecast-year allocation inputs; displayed values and growth are calculated: The September 2026 schedule lists USD xx.xx per order regardless of item count, supporting an order-frequency effect on associated-service value. It does not verify the assumed historical or forecast multiplier.

79. InnerWorkings, Inc. - Form 10-K for the year ended December 31, 2019
    - Evidence informing base-year allocation inputs; displayed values and growth are calculated: The 2019 filing reports USD xx.xx gross profit on USD xx.xx revenue and describes purchased-product and direct-service costs. Historical reported margins constrain the modeled xx.xx% retained-fee ratio; they do not directly measure book-channel share.
    - Evidence informing forecast-year allocation inputs; displayed values and growth are calculated: The 2019 filing reports USD xx.xx gross profit on USD xx.xx revenue and describes purchased-product and direct-service costs. Historical reported margins constrain the modeled xx.xx% retained-fee ratio; they do not directly measure book-channel share.
    - Evidence informing base-year allocation inputs; displayed values and growth are calculated: The procurement-service margin comparison supports the fee-to-managed-spending bridge underlying the direct-channel complement. Carrying the normalized ratio into 2032 is explicitly a forecast assumption.
    - Evidence informing forecast-year allocation inputs; displayed values and growth are calculated: The procurement-service margin comparison supports the fee-to-managed-spending bridge underlying the direct-channel complement. Carrying the normalized ratio into 2032 is explicitly a forecast assumption.
80. Simplified Purchase Agreement - U.S. Government Publishing Office
    - Evidence informing base-year allocation inputs; displayed values and growth are calculated: SPA permits agency awards directly to certified vendors for purchases up to USD xx.xx while GPO pays vendors and invoices agencies. This supports classifying by the contracting relationship rather than the invoice payer, not a numerical global weight.
    - Evidence informing forecast-year allocation inputs; displayed values and growth are calculated: SPA permits agency awards directly to certified vendors for purchases up to USD xx.xx while GPO pays vendors and invoices agencies. This supports classifying by the contracting relationship rather than the invoice payer, not a numerical global weight.
81. Global Print Services | China, Europe, SE Asia, USA & India
    - Evidence informing base-year allocation inputs; displayed values and growth are calculated: Imago describes sourcing suppliers and coordinating multiple manufacturers for book-related projects. Its cumulative customer relationships establish the offered intermediary role but are not annual revenue or allocation weights.
    - Evidence informing forecast-year allocation inputs; displayed values and growth are calculated: Imago describes sourcing suppliers and coordinating multiple manufacturers for book-related projects. Its cumulative customer relationships establish the offered intermediary role but are not annual revenue or allocation weights.
82. Lion Rock Group Limited - Annual Report 2025
    - Evidence informing base-year allocation inputs; displayed values and growth are calculated: Own-business 2025 turnover changes of minus xx.xx% for APOL and minus xx.xx% for Regent challenge uniform intermediary growth; Regent's non-book focus limits its relevance. These observations support avoiding an additional adoption uplift.
    - Evidence informing forecast-year allocation inputs; displayed values and growth are calculated: Own-business 2025 turnover changes of minus xx.xx% for APOL and minus xx.xx% for Regent challenge uniform intermediary growth; Regent's non-book focus limits its relevance. These observations support avoiding an additional adoption uplift.
    - Evidence informing base-year allocation inputs; displayed values and growth are calculated: Manufacturing turnover changes of minus xx.xx% at xx.xx Printing and plus xx.xx% at Papercraft demonstrate differing supplier trajectories rather than a simple common channel-growth pattern; these are not direct-contracting market shares.
    - Evidence informing forecast-year allocation inputs; displayed values and growth are calculated: Manufacturing turnover changes of minus xx.xx% at xx.xx Printing and plus xx.xx% at Papercraft demonstrate differing supplier trajectories rather than a simple common channel-growth pattern; these are not direct-contracting market shares.

83. Imprint Digital - Book Printing Prices UK

- Evidence informing base-year allocation inputs; displayed values and growth are calculated: The inspected schedule quotes GBP xx.xx at xx.xx copies for one paperback specification, supporting a relative-price input, not a historical global realization.
- Evidence informing forecast-year allocation inputs; displayed values and growth are calculated: The inspected schedule quotes GBP xx.xx at xx.xx copies for one paperback specification, supporting a relative-price input, not a historical global realization.
- Evidence informing base-year allocation inputs; displayed values and growth are calculated: GBP xx.xx at xx.xx copies supplies the medium-run reference index; format and delivery differences require separate treatment.
- Evidence informing forecast-year allocation inputs; displayed values and growth are calculated: GBP xx.xx at xx.xx copies supplies the medium-run reference index; format and delivery differences require separate treatment.
- Evidence informing base-year allocation inputs; displayed values and growth are calculated: The quantity-price curve anchors the reference from which the long-run discount is assumed; no long-run price or future share is disclosed.
- Evidence informing forecast-year allocation inputs; displayed values and growth are calculated: The quantity-price curve anchors the reference from which the long-run discount is assumed; no long-run price or future share is disclosed.

84. Print Options

- Evidence informing base-year allocation inputs; displayed values and growth are calculated: KDP distinguishes black-and-white from color records and locks ink type after publication. These platform-specific conditions qualify switching assumptions, not market weights. ([kdp.amazon.com](https://kdp.amazon.com/en_US/help/topic/G201834180))
- Evidence informing forecast-year allocation inputs; displayed values and growth are calculated: KDP distinguishes black-and-white from color records and locks ink type after publication. These platform-specific conditions qualify switching assumptions, not market weights. ([kdp.amazon.com](https://kdp.amazon.com/en_US/help/topic/G201834180))
- Evidence informing base-year allocation inputs; displayed values and growth are calculated: The displayed platform menu does not establish designated spot-color availability or sales; a general color option is not used as evidence of spot-color demand. ([kdp.amazon.com](https://kdp.amazon.com/en_US/help/topic/G201834180))
- Evidence informing forecast-year allocation inputs; displayed values and growth are calculated: The displayed platform menu does not establish designated spot-color availability or sales; a general color option is not used as evidence of spot-color demand. ([kdp.amazon.com](https://kdp.amazon.com/en_US/help/topic/G201834180))
- Evidence informing base-year allocation inputs; displayed values and growth are calculated: Standard color is unavailable for hardcover, but premium color is available. Both process-color tiers belong within the modeled Full-Color Interiors category. ([kdp.amazon.com](https://kdp.amazon.com/en_US/help/topic/G201834180))
- Evidence informing forecast-year allocation inputs; displayed values and growth are calculated: Standard color is unavailable for hardcover, but premium color is available. Both process-color tiers belong within the modeled Full-Color Interiors category. ([kdp.amazon.com](https://kdp.amazon.com/en_US/help/topic/G201834180))

85. Synthèse des chiffres de l'édition jeunesse 2024-2025

- Evidence informing base-year allocation inputs; displayed values and growth are calculated: The primary French publishing survey reports a xx.xx% decline in illustrated early-childhood volumes and a xx.xx% decline in youth-fiction volumes in 2024. These differing outcomes challenge an aggressive universal color-growth assumption. ([sne.fr](https://www.sne.fr/actu/synthese-des-chiffres-de-ledition-jeunesse-2024-2025/))
- Evidence informing forecast-year allocation inputs; displayed values and growth are calculated: The primary French publishing survey reports a xx.xx% decline in illustrated early-childhood volumes and a xx.xx% decline in youth-fiction volumes in 2024. These differing outcomes challenge an aggressive universal color-growth assumption. ([sne.fr](https://www.sne.fr/actu/synthese-des-chiffres-de-ledition-jeunesse-2024-2025/))

20. Book Printing & Packaging Services Market, by Country

[illegible] Subsequent invitations reflect contractor evaluation. A book-service supplier should identify the relevant purchasing route and solicitation conditions before investing in account qualification; registration alone does not establish an award or access to every publication requirement.

Brazil's PNLD presents a different entry role. Its supplier-registration service is directed to companies holding rights to the books and educational materials offered. [illegible]

[illegible] A publisher commissioning packed books should identify the reporting entity and require the packaging information needed for its obligations. A compliance scheme can act on the organization's behalf, but the printing contract should not assume that outsourcing physical work settles regulatory responsibility.

The United Arab Emirates distinguishes arrival of books from permission to circulate them commercially. [illegible] A provider can contribute those functions only where its authorization and agreement cover them; a printing-only relationship leaves the remaining access responsibilities to other parties.

South Africa's education purchasing requires identification of the responsible authority, not simply the eventual school recipient. [illegible] National monitoring supports coordination but does not make every textbook requirement a national department contract; the documented allocation should not be generalized to all educational publishing.

[illegible] An overseas publisher should verify the contractor's authorization, rights documentation, and export responsibility. A publisher seeking Chinese reader sales needs a separately compliant domestic or import arrangement, not an assumption that an export-printing contract permits local circulation.

India shows materially different public and institutional purchasing bundles. [illegible] Buyers choosing separate contractors retain supplier choice but must allocate the book-to-packaging handoff themselves.

Singapore distinguishes an advertised local production relationship from imported-book administration. Ingram identifies Markono as a Singapore printing and supply-chain partner, while Singapore Customs requires pre-arrival permits and the appropriate classifications for imported publications, including distinctions between exempted and non-exempted categories. [illegible]

Figure 34. Global Book Printing & Packaging Services Market Size, by Country, 2025 vs 2032 (%)

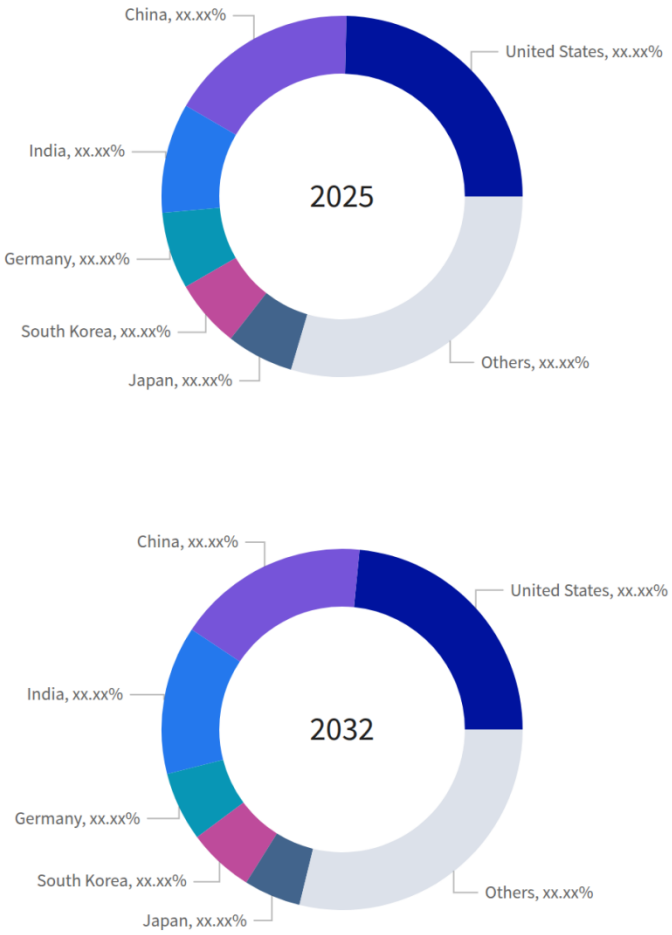

Figure 35. Global Book Printing & Packaging Services Market Size, by Country, 2025 vs 2026 vs 2032

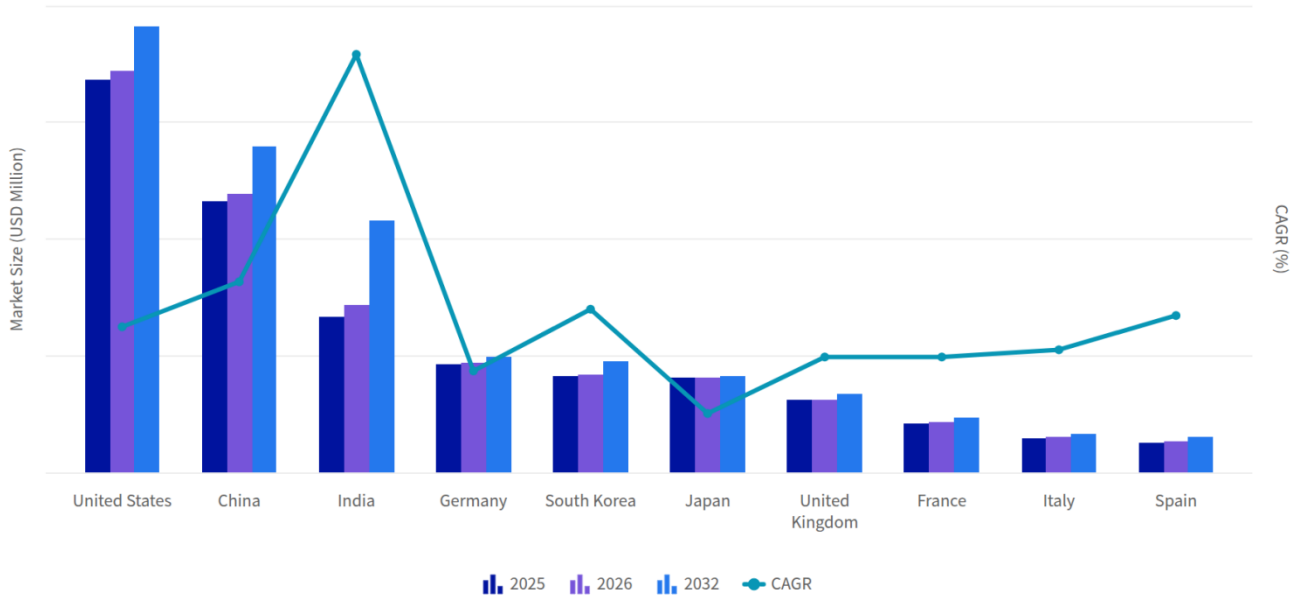

Table 490. Global Book Printing & Packaging Services Market, by Country growth contribution, 2025-2032

Category	2025 value (USD Million)	2032 value (USD Million)	Added value (USD Million)	2025 share (%)	2032 share (%)	Change (pp)	Growth share (%)	CAGR (%)
Australia	xx.xx	xx.xx	xx.xx	xx.xx	xx.xx	xx.xx	xx.xx	xx.xx
Brazil	xx.xx	xx.xx	xx.xx	xx.xx	xx.xx	xx.xx	xx.xx	xx.xx
Canada	xx.xx	xx.xx	xx.xx	xx.xx	xx.xx	xx.xx	xx.xx	xx.xx
China	xx.xx	xx.xx	xx.xx	xx.xx	xx.xx	xx.xx	xx.xx	xx.xx
France	xx.xx	xx.xx	xx.xx	xx.xx	xx.xx	xx.xx	xx.xx	xx.xx
Germany	xx.xx	xx.xx	xx.xx	xx.xx	xx.xx	xx.xx	xx.xx	xx.xx
India	xx.xx	xx.xx	xx.xx	xx.xx	xx.xx	xx.xx	xx.xx	xx.xx
Italy	xx.xx	xx.xx	xx.xx	xx.xx	xx.xx	xx.xx	xx.xx	xx.xx
Japan	xx.xx	xx.xx	xx.xx	xx.xx	xx.xx	xx.xx	xx.xx	xx.xx
Mexico	xx.xx	xx.xx	xx.xx	xx.xx	xx.xx	xx.xx	xx.xx	xx.xx
Russia	xx.xx	xx.xx	xx.xx	xx.xx	xx.xx	xx.xx	xx.xx	xx.xx
South Korea	xx.xx	xx.xx	xx.xx	xx.xx	xx.xx	xx.xx	xx.xx	xx.xx
Spain	xx.xx	xx.xx	xx.xx	xx.xx	xx.xx	xx.xx	xx.xx	xx.xx
Unallocated / remaining scope	xx.xx	xx.xx	xx.xx	xx.xx	xx.xx	xx.xx	xx.xx	xx.xx
United Kingdom	xx.xx	xx.xx	xx.xx	xx.xx	xx.xx	xx.xx	xx.xx	xx.xx
United States	xx.xx	xx.xx	xx.xx	xx.xx	xx.xx	xx.xx	xx.xx	xx.xx
Scope total	**xx.xx**	**xx.xx**	**xx.xx**	**xx.xx**	**xx.xx**	**xx.xx**	**xx.xx**	**xx.xx**

Table 491. Global Book Printing & Packaging Services Market Size, by Country, 2017-2040 (USD Million)

Country	2017	2024	2025	2026	2027	2032	2040	CAGR (%)
Australia	xx.xx	xx.xx	xx.xx	xx.xx	xx.xx	xx.xx	xx.xx	xx.xx
Brazil	xx.xx	xx.xx	xx.xx	xx.xx	xx.xx	xx.xx	xx.xx	xx.xx
Canada	xx.xx	xx.xx	xx.xx	xx.xx	xx.xx	xx.xx	xx.xx	xx.xx
China	xx.xx	xx.xx	xx.xx	xx.xx	xx.xx	xx.xx	xx.xx	xx.xx
France	xx.xx	xx.xx	xx.xx	xx.xx	xx.xx	xx.xx	xx.xx	xx.xx
Germany	xx.xx	xx.xx	xx.xx	xx.xx	xx.xx	xx.xx	xx.xx	xx.xx
India	xx.xx	xx.xx	xx.xx	xx.xx	xx.xx	xx.xx	xx.xx	xx.xx
Italy	xx.xx	xx.xx	xx.xx	xx.xx	xx.xx	xx.xx	xx.xx	xx.xx
Japan	xx.xx	xx.xx	xx.xx	xx.xx	xx.xx	xx.xx	xx.xx	xx.xx
Mexico	xx.xx	xx.xx	xx.xx	xx.xx	xx.xx	xx.xx	xx.xx	xx.xx
Russia	xx.xx	xx.xx	xx.xx	xx.xx	xx.xx	xx.xx	xx.xx	xx.xx
South Korea	xx.xx	xx.xx	xx.xx	xx.xx	xx.xx	xx.xx	xx.xx	xx.xx
Spain	xx.xx	xx.xx	xx.xx	xx.xx	xx.xx	xx.xx	xx.xx	xx.xx
United Kingdom	xx.xx	xx.xx	xx.xx	xx.xx	xx.xx	xx.xx	xx.xx	xx.xx
United States	xx.xx	xx.xx	xx.xx	xx.xx	xx.xx	xx.xx	xx.xx	xx.xx
Others	xx.xx	xx.xx	xx.xx	xx.xx	xx.xx	xx.xx	xx.xx	xx.xx
Total	**xx.xx**	**xx.xx**	**xx.xx**	**xx.xx**	**xx.xx**	**xx.xx**	**xx.xx**	**xx.xx**

Sources & Evidence

1. Printing and Publishing Contractors - How to Register
   · Publish registration is required for Small Purchases quotations; other bids and proposals can precede completion, with invitations informed by evaluation. ([gpo.gov](https://www.gpo.gov/how-to-work-with-us/vendors/how-to-register/printing-and-publishing-contractors))
2. Info-communications Media Development Authority (IMDA) - Singapore Customs
   · Singapore Customs requires appropriate publication and consignment classifications, distinguishing exempted and non-exempted categories. ([customs.gov.sg](https://www.customs.gov.sg/doing-business/quick-links-for-traders/tradenet/competent-authorities-requirements-for-controlled-items/info-communications-media-development-authority/))
3. Service of Media Materials Entry Through the Country's Ports
   · Commercial-distribution applicants require relevant licensing; entry approval does not itself authorize circulation. Personal and government routes differ. ([nma.gov.ae](https://www.nma.gov.ae/en/services/service-of-media-materials-entry-through-the-countrys-ports))
4. 出版管理条例 - Regulations on the Administration of Publishing, Revised December 6, 2024
   · The December xx.xx 2024 revision requires authorization and provincial approval for overseas commissions, with export rather than domestic circulation. ([xzfg.moj.gov.cn](https://xzfg.moj.gov.cn/mobile/law/detail?LawID=xx.xx))

5. Realizar Inscrição de Fornecedores de Livros ao PNLD

   · PNLD's service identifies copyright-holding companies as eligible users and requires company and publication registration under the applicable call. ([gov.br](https://www.gov.br/pt-br/servicos/realizar-inscricao-de-fornecedores-de-livros-ao-pnld?id=xx.xx&origem=servico))

6. Extended Producer Responsibility for Packaging: Recycling Obligations and Waste Disposal Fees

   · Affected packaging suppliers and importers have reporting duties; large organizations have additional recycling obligations, and compliance schemes may act on their behalf. ([gov.uk](https://www.gov.uk/guidance/extended-producer-responsibility-for-packaging-recycling-obligations-and-waste-disposal-fees))

7. LTSM Readiness for the 2026 School Calendar - Department of Basic Education

   · South Africa's planning for the 2026 school calendar assigns workbook responsibilities nationally and textbook procurement and distribution provincially, with national monitoring and support. ([education.gov.za](https://www.education.gov.za/ArchivedDocuments/ArchivedArticles/LTSMReadinessfor2026.aspx))

8. Tender for Empanelment of Printers for Printing, Storing and Distribution of Study Material and Member Publications of ICAI

   · ICAI's January xx.xx 2026 notice sought printer empanelment for printing, storing, and distributing study material and member publications. The notice does not establish an award. ([icai.org](https://icai.org/post/xx.xx))

9. Archives - National Book Trust, India Tenders

   · National Book Trust's archive records an April xx.xx 2026 corrugated-carton empanelment notice, supporting a separately commissioned packaging example rather than an award claim. ([nbtindia.gov.in](https://www.nbtindia.gov.in/ONhZm/nccl-images/tenders__30__archives-tenders.nbt))

10. Global Connect Singapore Market FAQ

    · Ingram identifies Markono Singapore as its local network and describes printing and supply-chain services. Only its own commercial relationship is used. ([marketing.ingramcontent.com](https://marketing.ingramcontent.com/mrkng/documents/publishers/global-connect-faq/market-faq-singaporean.pdf))

11. European Book Publishing Statistics 2024

    · Evidence informing the 2024 market-value input; displayed series and growth include calculations: European publishers reported approximately EUR xx.xx of net book-sales revenue in 2024. The disclosed ebook and audiobook proportions inform the modeled xx.xx% physical-book revenue proportion; publisher revenue is an input, not printing-service revenue.

    · Evidence informing the 2025 market-value input; displayed series and growth include calculations: The 2024 publisher-revenue and format observations provide the European demand input carried into the 2025 estimate.

12. The Global Publishing Industry in 2022

    · Evidence informing the 2024 market-value input; displayed series and growth include calculations: Table xx.xx supplies country-level publishing revenues and identifies differences between retail-value, publisher-revenue, print-only and prior-year observations. Selected non-European country observations are adjusted for physical formats and period before estimating production spending.

    · Evidence informing the 2025 market-value input; displayed series and growth include calculations: The selected country observations contribute to the demand pool underlying the 2025 working estimate. Nielsen retail datasets elsewhere in the publication are not used.

13. 2024 年新闻出版统计公报

- Evidence informing the 2024 market-value input; displayed series and growth include calculations: For 2024, the official table reports xx.xx book copies or sheets and CNY xx.xx of book-publishing revenue. These constrain the demand bridge and historical contraction, rather than directly measuring printing-service sales.
- Evidence informing the 2025 market-value input; displayed series and growth include calculations: The 2024 book-publishing observation supplies the Chinese demand primitive for the 2025 model.
- Evidence informing base-year allocation inputs; displayed values and growth are calculated: 2024 book-publishing revenue of CNY xx.xx supplies the physical-demand proxy; reported output contraction qualifies growth assumptions. ([nppa.gov.cn](https://www.nppa.gov.cn/xxgk/fdzdgknr/tjxx/xx.xx/P020251218382424228218.pdf))
- Evidence informing forecast-year allocation inputs; displayed values and growth are calculated: 2024 book-publishing revenue of CNY xx.xx supplies the physical-demand proxy; reported output contraction qualifies growth assumptions. ([nppa.gov.cn](https://www.nppa.gov.cn/xxgk/fdzdgknr/tjxx/xx.xx/P020251218382424228218.pdf))

14. Foreign Exchange Rates - G.5A Annual, January 5, 2026

- Evidence informing the 2024 market-value input; displayed series and growth include calculations: The official 2024 annual-average conversion inputs are USD xx.xx per EUR, CNY xx.xx per USD and CAD xx.xx per USD.
- Evidence informing the 2025 market-value input; displayed series and growth include calculations: The exchange-rate table establishes the conversion basis of the preceding-year demand inputs used in the 2025 estimate; subsequent effective-USD price assumptions are modeled separately.

15. Book publishing industry, 2024 - Statistics Canada

- Evidence informing the 2024 market-value input; displayed series and growth include calculations: Canadian publishers reported CAD xx.xx of print sales outside the online category and CAD xx.xx of online print sales in 2024. Their sum, rather than total operating revenue, supplies the physical-book demand input.
- Evidence informing the 2025 market-value input; displayed series and growth include calculations: Reported cost of goods sold of CAD xx.xx, up CAD xx.xx from 2022, supplies a cost-pressure cross-check, not a directly attributable printing-services total.
- Evidence informing base-year allocation inputs; displayed values and growth are calculated: CAD xx.xx plus CAD xx.xx of print sales supplies a physical-book commissioning proxy; digital growth constrains the forecast mix. ([www150.statcan.gc.ca](https://www150.statcan.gc.ca/n1/daily-quotidien/xx.xx/dq260205b-eng.pdf))
- Evidence informing forecast-year allocation inputs; displayed values and growth are calculated: CAD xx.xx plus CAD xx.xx of print sales supplies a physical-book commissioning proxy; digital growth constrains the forecast mix. ([www150.statcan.gc.ca](https://www150.statcan.gc.ca/n1/daily-quotidien/xx.xx/dq260205b-eng.pdf))

16. U.S. Census Bureau - Books Printing: Shipments, annual table

- Evidence informing the 2017 market-value input; displayed series and growth include calculations: U.S. books-printing shipments were USD xx.xx in 2017; this is a national production anchor for the historical model.
- Evidence informing the 2018 market-value input; displayed series and growth include calculations: U.S. books-printing shipments were USD xx.xx in 2018.
- Evidence informing the 2019 market-value input; displayed series and growth include calculations: U.S. books-printing shipments were USD xx.xx in 2019.
- Evidence informing the 2020 market-value input; displayed series and growth include calculations: U.S. books-printing shipments were USD xx.xx in 2020.
- Evidence informing the 2021 market-value input; displayed series and growth include calculations: U.S. books-printing shipments were USD xx.xx in 2021.
- Evidence informing the 2022 market-value input; displayed series and growth include calculations: U.S. books-printing shipments were USD xx.xx in 2022.
- Evidence informing the 2024 market-value input; displayed series and growth include calculations: U.S. books-printing shipments were USD xx.xx in 2024. This national industrial measure is narrower than the composite global service boundary.

17. U.S. Census Bureau - Book Publishers, All Establishments: Revenue, annual table
    - Evidence informing the 2024 market-value input; displayed series and growth include calculations: The Census annual series reports USD xx.xx of U.S. book-publisher revenue for 2024. A modeled xx.xx% physical-book proportion excludes digital and other adjacent receipts.
    - Evidence informing the 2025 market-value input; displayed series and growth include calculations: The 2024 Census observation replaces an older survey-based U.S. revenue bridge in the demand pool underlying 2025.
    - Evidence informing base-year allocation inputs; displayed values and growth are calculated: The official Census revenue-series page defines the publisher-receipt measure underlying the retained U.S. input; the exact 2024 cell was not independently re-extracted. ([fred.stlouisfed.org](https://fred.stlouisfed.org/data/AIES51113RCT00US))
    - Evidence informing forecast-year allocation inputs; displayed values and growth are calculated: The official Census revenue-series page defines the publisher-receipt measure underlying the retained U.S. input; the exact 2024 cell was not independently re-extracted. ([fred.stlouisfed.org](https://fred.stlouisfed.org/data/AIES51113RCT00US))
18. Scholastic Corporation - Form 10-K for the year ended May 31, 2025
    - Evidence informing the 2024 market-value input; displayed series and growth include calculations: Scholastic's fiscal 2024 product, service, production and inventory-reserve costs were xx.xx% of revenue; postage, freight, shipping, fulfillment and other costs were xx.xx%. These broad categories constrain, but do not directly establish, eligible outsourced-service spending.
    - Evidence informing the 2025 market-value input; displayed series and growth include calculations: The corresponding fiscal 2025 proportions were xx.xx% and xx.xx%. Royalties and prepublication amortization are separately disclosed, allowing their exclusion from the service-market bridge.
19. CEWE achieves all targets in 2025 and aims to further increase revenue and earnings in 2026
    - Evidence informing the 2025 market-value input; displayed series and growth include calculations: CEWE reported xx.xx CEWE PHOTOBOOK copies in 2025 versus xx.xx in 2024, supporting a positive specialty-book volume assumption without establishing global adoption.
    - Evidence informing the 2026 market-value input; displayed series and growth include calculations: Observed 2025 photobook growth informs the specialty-demand assumption for 2026; the market value remains modeled.
    - Evidence informing the 2032 market-value input; displayed series and growth include calculations: The observed specialty-book activity is a starting condition for the forecast, not independent proof of continued growth through 2032.
    - Evidence informing the 2040 market-value input; displayed series and growth include calculations: The forecast explicitly slows specialty-demand growth after 2032; this source supplies the initial commercial observation, not the long-term growth rate.
20. Paperback Printing Cost - Kindle Direct Publishing
    - Evidence informing the 2025 market-value input; displayed series and growth include calculations: The inspected U.S. paperback schedule charges USD xx.xx plus USD xx.xx per page for the specified regular-trim black-ink category. It provides a contemporary commercial price comparison for the assumed USD xx.xx self-publishing production receipt, not an observed historical price or volume.
    - Evidence informing the 2026 market-value input; displayed series and growth include calculations: The schedule distinguishes printing charges from royalties and retail list prices, supporting the production-receipt boundary used in the estimate.
21. European Book Publishing Statistics 2017
    - Evidence informing the 2017 market-value input; displayed series and growth include calculations: The association's primary survey reports approximately EUR xx.xx of European net publisher revenue for 2017, constraining the pre-pandemic demand level.
22. European Book Publishing Statistics 2019
    - Evidence informing the 2018 market-value input; displayed series and growth include calculations: The association reports approximately EUR xx.xx of publisher revenue for 2018.
    - Evidence informing the 2019 market-value input; displayed series and growth include calculations: The association reports approximately EUR xx.xx for 2019 and identifies a questionnaire change that limits exact comparability with earlier observations.

23. 2021 年新闻出版产业分析报告

· Evidence informing the 2020 market-value input; displayed series and growth include calculations: The official report's 2021 comparison identifies a substantial rebound from 2020, constraining the pandemic-recovery bridge.

· Evidence informing the 2021 market-value input; displayed series and growth include calculations: China reported xx.xx book copies or sheets in 2021, up xx.xx%; the report also distinguishes textbook output and reprints.

24. European Book Publishing Statistics 2023

· Evidence informing the 2022 market-value input; displayed series and growth include calculations: European net publisher revenue was approximately EUR xx.xx in 2022; the association describes paper-cost pressure and price-led growth.

25. Ministry of Education - Press conference release, December 17, 2024

· Evidence informing base-year allocation inputs; displayed values and growth are calculated: The announced increase in annual NCERT textbook printing from xx.xx to xx.xx supports an educational-demand mechanism, not realized supplier receipts or the modeled forecast share. ([education.gov.in](https://www.education.gov.in/sites/upload_files/mhrd/files/PIB%20releae%20of%20the%20Press%20Conference%20held%20today.pdf))

· Evidence informing forecast-year allocation inputs; displayed values and growth are calculated: The announced increase in annual NCERT textbook printing from xx.xx to xx.xx supports an educational-demand mechanism, not realized supplier receipts or the modeled forecast share. ([education.gov.in](https://www.education.gov.in/sites/upload_files/mhrd/files/PIB%20releae%20of%20the%20Press%20Conference%20held%20today.pdf))

26. Global Connect - Ingram Content Group

· Evidence informing base-year allocation inputs; displayed values and growth are calculated: Agreement-dependent network access does not quantify Brazilian commissions or guarantee institutional awards. ([resources.ingramcontent.com](https://resources.ingramcontent.com/publishers/global-connect))

· Evidence informing forecast-year allocation inputs; displayed values and growth are calculated: Agreement-dependent network access does not quantify Brazilian commissions or guarantee institutional awards. ([resources.ingramcontent.com](https://resources.ingramcontent.com/publishers/global-connect))

27. Paperback and Hardcover Distribution Rights - Kindle Direct Publishing

· Evidence informing base-year allocation inputs; displayed values and growth are calculated: The marketplace-specific physical-book distribution restriction is not evidence of zero Mexican printing and packaging demand. ([kdp.amazon.com](https://kdp.amazon.com/en_US/help/topic/G201834280))

· Evidence informing forecast-year allocation inputs; displayed values and growth are calculated: The marketplace-specific physical-book distribution restriction is not evidence of zero Mexican printing and packaging demand. ([kdp.amazon.com](https://kdp.amazon.com/en_US/help/topic/G201834280))

20.1. United States

Table 492. United States Book Printing & Packaging Services Market Size, 2017-2040 (USD Million)

Country	2017	2024	2025	2026	2027	2032	2040	CAGR (%)
United States	xx.xx	xx.xx	xx.xx	xx.xx	xx.xx	xx.xx	xx.xx	xx.xx

Table 493. United States Book Printing & Packaging Services Market Size, by Service Offering, 2017-2040 (USD Million)

Service Offering	2017	2024	2025	2026	2027	2032	2040	CAGR (%)
Book Packaging Production	xx.xx	xx.xx	xx.xx	xx.xx	xx.xx	xx.xx	xx.xx	xx.xx
Book Packing & Kitting	xx.xx	xx.xx	xx.xx	xx.xx	xx.xx	xx.xx	xx.xx	xx.xx
Book Printing	xx.xx	xx.xx	xx.xx	xx.xx	xx.xx	xx.xx	xx.xx	xx.xx
Bookbinding & Finishing	xx.xx	xx.xx	xx.xx	xx.xx	xx.xx	xx.xx	xx.xx	xx.xx
Prepress Services	xx.xx	xx.xx	xx.xx	xx.xx	xx.xx	xx.xx	xx.xx	xx.xx
Print Production Management	xx.xx	xx.xx	xx.xx	xx.xx	xx.xx	xx.xx	xx.xx	xx.xx
Production-Linked Fulfillment	xx.xx	xx.xx	xx.xx	xx.xx	xx.xx	xx.xx	xx.xx	xx.xx
Total	**xx.xx**	**xx.xx**	**xx.xx**	**xx.xx**	**xx.xx**	**xx.xx**	**xx.xx**	**xx.xx**

Table 494. United States Book Printing & Packaging Services Market Size, by Book Format, 2017-2040 (USD Million)

Book Format	2017	2024	2025	2026	2027	2032	2040	CAGR (%)
Accordion-Fold Books	xx.xx	xx.xx	xx.xx	xx.xx	xx.xx	xx.xx	xx.xx	xx.xx
Bath Books	xx.xx	xx.xx	xx.xx	xx.xx	xx.xx	xx.xx	xx.xx	xx.xx
Board Books	xx.xx	xx.xx	xx.xx	xx.xx	xx.xx	xx.xx	xx.xx	xx.xx
Foam Books	xx.xx	xx.xx	xx.xx	xx.xx	xx.xx	xx.xx	xx.xx	xx.xx
Hardcover Books	xx.xx	xx.xx	xx.xx	xx.xx	xx.xx	xx.xx	xx.xx	xx.xx
Loose-Leaf Books	xx.xx	xx.xx	xx.xx	xx.xx	xx.xx	xx.xx	xx.xx	xx.xx
Paperback & Softcover Books	xx.xx	xx.xx	xx.xx	xx.xx	xx.xx	xx.xx	xx.xx	xx.xx
Saddle-Stitched Booklets	xx.xx	xx.xx	xx.xx	xx.xx	xx.xx	xx.xx	xx.xx	xx.xx
Slide-Bound Books	xx.xx	xx.xx	xx.xx	xx.xx	xx.xx	xx.xx	xx.xx	xx.xx
Textile Books	xx.xx	xx.xx	xx.xx	xx.xx	xx.xx	xx.xx	xx.xx	xx.xx
Wire, Coil & Comb-Bound Books	xx.xx	xx.xx	xx.xx	xx.xx	xx.xx	xx.xx	xx.xx	xx.xx
Total	**xx.xx**	**xx.xx**	**xx.xx**	**xx.xx**	**xx.xx**	**xx.xx**	**xx.xx**	**xx.xx**

Table 495. United States Book Printing & Packaging Services Market Size, by Packaging Format, 2017-2040 (USD Million)

Packaging Format	2017	2024	2025	2026	2027	2032	2040	CAGR (%)
Bags & Pouches	xx.xx	xx.xx	xx.xx	xx.xx	xx.xx	xx.xx	xx.xx	xx.xx
Blister & Clamshell Packs	xx.xx	xx.xx	xx.xx	xx.xx	xx.xx	xx.xx	xx.xx	xx.xx
Boxes & Lidded Cases	xx.xx	xx.xx	xx.xx	xx.xx	xx.xx	xx.xx	xx.xx	xx.xx
Envelopes, Wallets & Folders	xx.xx	xx.xx	xx.xx	xx.xx	xx.xx	xx.xx	xx.xx	xx.xx
Film & Paper Wraps	xx.xx	xx.xx	xx.xx	xx.xx	xx.xx	xx.xx	xx.xx	xx.xx
Protective Inserts & Cushioning	xx.xx	xx.xx	xx.xx	xx.xx	xx.xx	xx.xx	xx.xx	xx.xx
Seals & Strapping	xx.xx	xx.xx	xx.xx	xx.xx	xx.xx	xx.xx	xx.xx	xx.xx
Sleeves & Wraparound Bands	xx.xx	xx.xx	xx.xx	xx.xx	xx.xx	xx.xx	xx.xx	xx.xx
Slipcases	xx.xx	xx.xx	xx.xx	xx.xx	xx.xx	xx.xx	xx.xx	xx.xx
Others	xx.xx	xx.xx	xx.xx	xx.xx	xx.xx	xx.xx	xx.xx	xx.xx
Total	**xx.xx**	**xx.xx**	**xx.xx**	**xx.xx**	**xx.xx**	**xx.xx**	**xx.xx**	**xx.xx**

Table 496. United States Book Printing & Packaging Services Market Size, by Printing Technology, 2017-2040 (USD Million)

Printing Technology	2017	2024	2025	2026	2027	2032	2040	CAGR (%)
Braille Embossing	xx.xx	xx.xx	xx.xx	xx.xx	xx.xx	xx.xx	xx.xx	xx.xx
Digital Printing	xx.xx	xx.xx	xx.xx	xx.xx	xx.xx	xx.xx	xx.xx	xx.xx
Flexographic Printing	xx.xx	xx.xx	xx.xx	xx.xx	xx.xx	xx.xx	xx.xx	xx.xx
Gravure Printing	xx.xx	xx.xx	xx.xx	xx.xx	xx.xx	xx.xx	xx.xx	xx.xx
Letterpress Printing	xx.xx	xx.xx	xx.xx	xx.xx	xx.xx	xx.xx	xx.xx	xx.xx
Offset Lithography	xx.xx	xx.xx	xx.xx	xx.xx	xx.xx	xx.xx	xx.xx	xx.xx
Screen Printing	xx.xx	xx.xx	xx.xx	xx.xx	xx.xx	xx.xx	xx.xx	xx.xx
Silver-Halide Photographic Printing	xx.xx	xx.xx	xx.xx	xx.xx	xx.xx	xx.xx	xx.xx	xx.xx
Stencil Duplicator Printing	xx.xx	xx.xx	xx.xx	xx.xx	xx.xx	xx.xx	xx.xx	xx.xx
Others	xx.xx	xx.xx	xx.xx	xx.xx	xx.xx	xx.xx	xx.xx	xx.xx
Total	**xx.xx**	**xx.xx**	**xx.xx**	**xx.xx**	**xx.xx**	**xx.xx**	**xx.xx**	**xx.xx**

Table 497. United States Book Printing & Packaging Services Market Size, by Offset Lithography, 2017-2040 (USD Million)

Offset Lithography	2017	2024	2025	2026	2027	2032	2040	CAGR (%)
Sheetfed Offset Printing	xx.xx	xx.xx	xx.xx	xx.xx	xx.xx	xx.xx	xx.xx	xx.xx
Web Offset Printing	xx.xx	xx.xx	xx.xx	xx.xx	xx.xx	xx.xx	xx.xx	xx.xx
Total	**xx.xx**	**xx.xx**	**xx.xx**	**xx.xx**	**xx.xx**	**xx.xx**	**xx.xx**	**xx.xx**

Table 498. United States Book Printing & Packaging Services Market Size, by Digital Printing, 2017-2040 (USD Million)

Digital Printing	2017	2024	2025	2026	2027	2032	2040	CAGR (%)
Electrophotographic Printing	xx.xx	xx.xx	xx.xx	xx.xx	xx.xx	xx.xx	xx.xx	xx.xx
Inkjet Printing	xx.xx	xx.xx	xx.xx	xx.xx	xx.xx	xx.xx	xx.xx	xx.xx
Thermal Printing	xx.xx	xx.xx	xx.xx	xx.xx	xx.xx	xx.xx	xx.xx	xx.xx
Total	**xx.xx**	**xx.xx**	**xx.xx**	**xx.xx**	**xx.xx**	**xx.xx**	**xx.xx**	**xx.xx**

Table 499. United States Book Printing & Packaging Services Market Size, by Publication Application, 2017-2040 (USD Million)

Publication Application	2017	2024	2025	2026	2027	2032	2040	CAGR (%)
Activity & Puzzle Books	xx.xx	xx.xx	xx.xx	xx.xx	xx.xx	xx.xx	xx.xx	xx.xx
Art & Photography Books	xx.xx	xx.xx	xx.xx	xx.xx	xx.xx	xx.xx	xx.xx	xx.xx
Commemorative & Personal Books	xx.xx	xx.xx	xx.xx	xx.xx	xx.xx	xx.xx	xx.xx	xx.xx
Educational & Training Books	xx.xx	xx.xx	xx.xx	xx.xx	xx.xx	xx.xx	xx.xx	xx.xx
General-Interest Books	xx.xx	xx.xx	xx.xx	xx.xx	xx.xx	xx.xx	xx.xx	xx.xx
Institutional & Corporate Books	xx.xx	xx.xx	xx.xx	xx.xx	xx.xx	xx.xx	xx.xx	xx.xx
Music Books & Scores	xx.xx	xx.xx	xx.xx	xx.xx	xx.xx	xx.xx	xx.xx	xx.xx
Religious & Devotional Books	xx.xx	xx.xx	xx.xx	xx.xx	xx.xx	xx.xx	xx.xx	xx.xx
Scholarly & Professional Books	xx.xx	xx.xx	xx.xx	xx.xx	xx.xx	xx.xx	xx.xx	xx.xx
Total	**xx.xx**	**xx.xx**	**xx.xx**	**xx.xx**	**xx.xx**	**xx.xx**	**xx.xx**	**xx.xx**

Table 500. United States Book Printing & Packaging Services Market Size, by Educational & Training Books, 2017-2040 (USD Million)

Educational & Training Books	2017	2024	2025	2026	2027	2032	2040	CAGR (%)
Higher Education Textbooks	xx.xx	xx.xx	xx.xx	xx.xx	xx.xx	xx.xx	xx.xx	xx.xx
School Textbooks & Workbooks	xx.xx	xx.xx	xx.xx	xx.xx	xx.xx	xx.xx	xx.xx	xx.xx
Vocational & Continuing Education Books	xx.xx	xx.xx	xx.xx	xx.xx	xx.xx	xx.xx	xx.xx	xx.xx
Total	**xx.xx**	**xx.xx**	**xx.xx**	**xx.xx**	**xx.xx**	**xx.xx**	**xx.xx**	**xx.xx**

Table 501. United States Book Printing & Packaging Services Market Size, by Commemorative & Personal Books, 2017-2040 (USD Million)

Commemorative & Personal Books	2017	2024	2025	2026	2027	2032	2040	CAGR (%)
Personal Photo & Memory Books	xx.xx	xx.xx	xx.xx	xx.xx	xx.xx	xx.xx	xx.xx	xx.xx
Yearbooks & Organizational Commemoratives	xx.xx	xx.xx	xx.xx	xx.xx	xx.xx	xx.xx	xx.xx	xx.xx
Total	**xx.xx**	**xx.xx**	**xx.xx**	**xx.xx**	**xx.xx**	**xx.xx**	**xx.xx**	**xx.xx**

Table 502. United States Book Printing & Packaging Services Market Size, by Scholarly & Professional Books, 2017-2040 (USD Million)

Scholarly & Professional Books	2017	2024	2025	2026	2027	2032	2040	CAGR (%)
Professional & Technical Reference Books	xx.xx	xx.xx	xx.xx	xx.xx	xx.xx	xx.xx	xx.xx	xx.xx
Scholarly Research Books	xx.xx	xx.xx	xx.xx	xx.xx	xx.xx	xx.xx	xx.xx	xx.xx
Total	**xx.xx**	**xx.xx**	**xx.xx**	**xx.xx**	**xx.xx**	**xx.xx**	**xx.xx**	**xx.xx**

Table 503. United States Book Printing & Packaging Services Market Size, by Buyer Type, 2017-2040 (USD Million)

Buyer Type	2017	2024	2025	2026	2027	2032	2040	CAGR (%)
Corporate & Commercial Buyers	xx.xx	xx.xx	xx.xx	xx.xx	xx.xx	xx.xx	xx.xx	xx.xx
Educational & Research Institutions	xx.xx	xx.xx	xx.xx	xx.xx	xx.xx	xx.xx	xx.xx	xx.xx
Government & Intergovernmental Bodies	xx.xx	xx.xx	xx.xx	xx.xx	xx.xx	xx.xx	xx.xx	xx.xx
Nonprofit & Membership Organizations	xx.xx	xx.xx	xx.xx	xx.xx	xx.xx	xx.xx	xx.xx	xx.xx
Print & Production Service Providers	xx.xx	xx.xx	xx.xx	xx.xx	xx.xx	xx.xx	xx.xx	xx.xx
Private Individuals & Households	xx.xx	xx.xx	xx.xx	xx.xx	xx.xx	xx.xx	xx.xx	xx.xx
Publishing Organizations	xx.xx	xx.xx	xx.xx	xx.xx	xx.xx	xx.xx	xx.xx	xx.xx
Self-Publishing Authors & Creators	xx.xx	xx.xx	xx.xx	xx.xx	xx.xx	xx.xx	xx.xx	xx.xx
Total	**xx.xx**	**xx.xx**	**xx.xx**	**xx.xx**	**xx.xx**	**xx.xx**	**xx.xx**	**xx.xx**

Table 504. United States Book Printing & Packaging Services Market Size, by Production Model, 2017-2040 (USD Million)

Production Model	2017	2024	2025	2026	2027	2032	2040	CAGR (%)
Planned Stock Production	xx.xx	xx.xx	xx.xx	xx.xx	xx.xx	xx.xx	xx.xx	xx.xx
Print-on-Demand	xx.xx	xx.xx	xx.xx	xx.xx	xx.xx	xx.xx	xx.xx	xx.xx
Stock Replenishment	xx.xx	xx.xx	xx.xx	xx.xx	xx.xx	xx.xx	xx.xx	xx.xx
Total	**xx.xx**	**xx.xx**	**xx.xx**	**xx.xx**	**xx.xx**	**xx.xx**	**xx.xx**	**xx.xx**

Table 505. United States Book Printing & Packaging Services Market Size, by Fulfillment Model, 2017-2040 (USD Million)

Fulfillment Model	2017	2024	2025	2026	2027	2032	2040	CAGR (%)
Consolidated Handoff	xx.xx	xx.xx	xx.xx	xx.xx	xx.xx	xx.xx	xx.xx	xx.xx
Distribution-List Delivery	xx.xx	xx.xx	xx.xx	xx.xx	xx.xx	xx.xx	xx.xx	xx.xx
Order-Level Fulfillment	xx.xx	xx.xx	xx.xx	xx.xx	xx.xx	xx.xx	xx.xx	xx.xx
Total	**xx.xx**	**xx.xx**	**xx.xx**	**xx.xx**	**xx.xx**	**xx.xx**	**xx.xx**	**xx.xx**

Table 506. United States Book Printing & Packaging Services Market Size, by Procurement Channel, 2017-2040 (USD Million)

Procurement Channel	2017	2024	2025	2026	2027	2032	2040	CAGR (%)
Direct Provider Contracting	xx.xx	xx.xx	xx.xx	xx.xx	xx.xx	xx.xx	xx.xx	xx.xx
Intermediary-Led Contracting	xx.xx	xx.xx	xx.xx	xx.xx	xx.xx	xx.xx	xx.xx	xx.xx
Total	**xx.xx**	**xx.xx**	**xx.xx**	**xx.xx**	**xx.xx**	**xx.xx**	**xx.xx**	**xx.xx**

Table 507. United States Book Printing & Packaging Services Market Size, by Print Run Length, 2017-2040 (USD Million)

Print Run Length	2017	2024	2025	2026	2027	2032	2040	CAGR (%)
Long Runs	xx.xx	xx.xx	xx.xx	xx.xx	xx.xx	xx.xx	xx.xx	xx.xx
Medium Runs	xx.xx	xx.xx	xx.xx	xx.xx	xx.xx	xx.xx	xx.xx	xx.xx
Short Runs	xx.xx	xx.xx	xx.xx	xx.xx	xx.xx	xx.xx	xx.xx	xx.xx
Single-Copy Runs	xx.xx	xx.xx	xx.xx	xx.xx	xx.xx	xx.xx	xx.xx	xx.xx
Total	**xx.xx**	**xx.xx**	**xx.xx**	**xx.xx**	**xx.xx**	**xx.xx**	**xx.xx**	**xx.xx**

Table 508. United States Book Printing & Packaging Services Market Size, by Interior Color, 2017-2040 (USD Million)

Interior Color	2017	2024	2025	2026	2027	2032	2040	CAGR (%)
Black-and-White Interiors	xx.xx	xx.xx	xx.xx	xx.xx	xx.xx	xx.xx	xx.xx	xx.xx
Full-Color Interiors	xx.xx	xx.xx	xx.xx	xx.xx	xx.xx	xx.xx	xx.xx	xx.xx
Spot-Color Interiors	xx.xx	xx.xx	xx.xx	xx.xx	xx.xx	xx.xx	xx.xx	xx.xx
Total	**xx.xx**	**xx.xx**	**xx.xx**	**xx.xx**	**xx.xx**	**xx.xx**	**xx.xx**	**xx.xx**

Sources & Evidence

1. European Book Publishing Statistics 2024

   · Evidence informing the 2024 market-value input; displayed series and growth include calculations: European publishers reported approximately EUR xx.xx of net book-sales revenue in 2024. The disclosed ebook and audiobook proportions inform the modeled xx.xx% physical-book revenue proportion; publisher revenue is an input, not printing-service revenue.

   · Evidence informing the 2025 market-value input; displayed series and growth include calculations: The 2024 publisher-revenue and format observations provide the European demand input carried into the 2025 estimate.

2. The Global Publishing Industry in 2022

- Evidence informing the 2024 market-value input; displayed series and growth include calculations: Table xx.xx supplies country-level publishing revenues and identifies differences between retail-value, publisher-revenue, print-only and prior-year observations. Selected non-European country observations are adjusted for physical formats and period before estimating production spending.
- Evidence informing the 2025 market-value input; displayed series and growth include calculations: The selected country observations contribute to the demand pool underlying the 2025 working estimate. Nielsen retail datasets elsewhere in the publication are not used.
- Evidence informing base-year allocation inputs; displayed values and growth are calculated: Primary survey sector differences constrain the education-adjusted hardcover proxy.
- Evidence informing forecast-year allocation inputs; displayed values and growth are calculated: Primary survey sector differences constrain the education-adjusted hardcover proxy.
- Evidence informing base-year allocation inputs; displayed values and growth are calculated: Educational/trade differences qualify extrapolation of U.S. consumer-format revenue.
- Evidence informing forecast-year allocation inputs; displayed values and growth are calculated: Educational/trade differences qualify extrapolation of U.S. consumer-format revenue.
- Evidence informing base-year allocation inputs; displayed values and growth are calculated: USD xx.xx of surveyed children's publishing revenue anchors the modeled specialty demand pool, not supplier receipts.
- Evidence informing forecast-year allocation inputs; displayed values and growth are calculated: USD xx.xx of surveyed children's publishing revenue anchors the modeled specialty demand pool, not supplier receipts.
- Evidence informing base-year allocation inputs; displayed values and growth are calculated: Sector data constrain the commissioning-pool proxy; mechanical incidence remains assumed.
- Evidence informing forecast-year allocation inputs; displayed values and growth are calculated: Sector data constrain the commissioning-pool proxy; mechanical incidence remains assumed.
- Evidence informing base-year allocation inputs; displayed values and growth are calculated: Educational demand supplies a common economic anchor; loose-leaf incidence remains modeled.
- Evidence informing forecast-year allocation inputs; displayed values and growth are calculated: Educational demand supplies a common economic anchor; loose-leaf incidence remains modeled.
- Evidence informing base-year allocation inputs; displayed values and growth are calculated: Sector observations constrain the educational short-book commissioning pool.
- Evidence informing forecast-year allocation inputs; displayed values and growth are calculated: Sector observations constrain the educational short-book commissioning pool.
- Evidence informing base-year allocation inputs; displayed values and growth are calculated: The commissioning-pool anchor supports an explicit sparse-format incidence model.
- Evidence informing forecast-year allocation inputs; displayed values and growth are calculated: The commissioning-pool anchor supports an explicit sparse-format incidence model.
- Evidence informing base-year allocation inputs; displayed values and growth are calculated: Children's demand anchors the accordion working estimate, not observed accordion orders.
- Evidence informing forecast-year allocation inputs; displayed values and growth are calculated: Children's demand anchors the accordion working estimate, not observed accordion orders.
- Evidence informing base-year allocation inputs; displayed values and growth are calculated: Children's demand anchors assumed textile-book order incidence.
- Evidence informing forecast-year allocation inputs; displayed values and growth are calculated: Children's demand anchors assumed textile-book order incidence.
- Evidence informing base-year allocation inputs; displayed values and growth are calculated: Children's demand anchors assumed bath-book order incidence.
- Evidence informing forecast-year allocation inputs; displayed values and growth are calculated: Children's demand anchors assumed bath-book order incidence.
- Evidence informing base-year allocation inputs; displayed values and growth are calculated: Children's demand anchors assumed foam-book order incidence.
- Evidence informing forecast-year allocation inputs; displayed values and growth are calculated: Children's demand anchors assumed foam-book order incidence.
- Evidence informing base-year allocation inputs; displayed values and growth are calculated: The original publishing survey documents country-level trade/education revenue differences used to constrain the modeled physical-publishing mix; it does not directly measure service shares.
- Evidence informing forecast-year allocation inputs; displayed values and growth are calculated: The original publishing survey documents country-level trade/education revenue differences used to constrain the modeled physical-publishing mix; it does not directly measure service shares.

3. 2024 年新闻出版统计公报

- Evidence informing the 2024 market-value input; displayed series and growth include calculations: For 2024, the official table reports xx.xx book copies or sheets and CNY xx.xx of book-publishing revenue. These constrain the demand bridge and historical contraction, rather than directly measuring printing-service sales.
- Evidence informing the 2025 market-value input; displayed series and growth include calculations: The 2024 book-publishing observation supplies the Chinese demand primitive for the 2025 model.
- Evidence informing base-year allocation inputs; displayed values and growth are calculated: Official 2024 output of xx.xx copies/sheets constrains total modeled publisher activity; it does not disclose single-copy production.
- Evidence informing forecast-year allocation inputs; displayed values and growth are calculated: Official 2024 output of xx.xx copies/sheets constrains total modeled publisher activity; it does not disclose single-copy production.
- Evidence informing base-year allocation inputs; displayed values and growth are calculated: Aggregate copies and annual title output constrain the shared activity model, not an observed short-run share.
- Evidence informing forecast-year allocation inputs; displayed values and growth are calculated: Aggregate copies and annual title output constrain the shared activity model, not an observed short-run share.
- Evidence informing base-year allocation inputs; displayed values and growth are calculated: Aggregate production provides a scale check for the medium-run assumption; annual copies per title are not individual batches.
- Evidence informing forecast-year allocation inputs; displayed values and growth are calculated: Aggregate production provides a scale check for the medium-run assumption; annual copies per title are not individual batches.
- Evidence informing base-year allocation inputs; displayed values and growth are calculated: Approximately xx.xx annual copies per title constrain the long-run scenario without proving its batch mix or forecast.
- Evidence informing forecast-year allocation inputs; displayed values and growth are calculated: Approximately xx.xx annual copies per title constrain the long-run scenario without proving its batch mix or forecast.

4. Foreign Exchange Rates - G.5A Annual, January 5, 2026

- Evidence informing the 2024 market-value input; displayed series and growth include calculations: The official 2024 annual-average conversion inputs are USD xx.xx per EUR, CNY xx.xx per USD and CAD xx.xx per USD.
- Evidence informing the 2025 market-value input; displayed series and growth include calculations: The exchange-rate table establishes the conversion basis of the preceding-year demand inputs used in the 2025 estimate; subsequent effective-USD price assumptions are modeled separately.

5. Book publishing industry, 2024 - Statistics Canada
   - Evidence informing the 2024 market-value input; displayed series and growth include calculations: Canadian publishers reported CAD xx.xx of print sales outside the online category and CAD xx.xx of online print sales in 2024. Their sum, rather than total operating revenue, supplies the physical-book demand input.
   - Evidence informing the 2025 market-value input; displayed series and growth include calculations: Reported cost of goods sold of CAD xx.xx, up CAD xx.xx from 2022, supplies a cost-pressure cross-check, not a directly attributable printing-services total.
   - Evidence informing base-year allocation inputs; displayed values and growth are calculated: Canadian online versus other print-sales values constrain parcel exposure, with explicit value-to-unit and geographic limitations.
   - Evidence informing forecast-year allocation inputs; displayed values and growth are calculated: Canadian online versus other print-sales values constrain parcel exposure, with explicit value-to-unit and geographic limitations.
   - Evidence informing base-year allocation inputs; displayed values and growth are calculated: The print-channel value mix supplies a limited parcel-demand proxy, not observed envelope purchases.
   - Evidence informing forecast-year allocation inputs; displayed values and growth are calculated: The print-channel value mix supplies a limited parcel-demand proxy, not observed envelope purchases.
   - Evidence informing base-year allocation inputs; displayed values and growth are calculated: The print-channel value mix supplies a limited parcel-demand proxy, not observed bag purchases.
   - Evidence informing forecast-year allocation inputs; displayed values and growth are calculated: The print-channel value mix supplies a limited parcel-demand proxy, not observed bag purchases.
   - Evidence informing base-year allocation inputs; displayed values and growth are calculated: Modest observed online-print growth qualifies aggressive parcel-related wrapping assumptions.
   - Evidence informing forecast-year allocation inputs; displayed values and growth are calculated: Modest observed online-print growth qualifies aggressive parcel-related wrapping assumptions.
   - Evidence informing base-year allocation inputs; displayed values and growth are calculated: Channel activity constrains the modeled delivery-pack population requiring separate protection.
   - Evidence informing forecast-year allocation inputs; displayed values and growth are calculated: Channel activity constrains the modeled delivery-pack population requiring separate protection.
   - Evidence informing base-year allocation inputs; displayed values and growth are calculated: Channel activity constrains the modeled delivery-pack population requiring closures.
   - Evidence informing forecast-year allocation inputs; displayed values and growth are calculated: Channel activity constrains the modeled delivery-pack population requiring closures.
6. U.S. Census Bureau - Books Printing: Shipments, annual table
   - Evidence informing the 2017 market-value input; displayed series and growth include calculations: U.S. books-printing shipments were USD xx.xx in 2017; this is a national production anchor for the historical model.
   - Evidence informing the 2018 market-value input; displayed series and growth include calculations: U.S. books-printing shipments were USD xx.xx in 2018.
   - Evidence informing the 2019 market-value input; displayed series and growth include calculations: U.S. books-printing shipments were USD xx.xx in 2019.
   - Evidence informing the 2020 market-value input; displayed series and growth include calculations: U.S. books-printing shipments were USD xx.xx in 2020.
   - Evidence informing the 2021 market-value input; displayed series and growth include calculations: U.S. books-printing shipments were USD xx.xx in 2021.
   - Evidence informing the 2022 market-value input; displayed series and growth include calculations: U.S. books-printing shipments were USD xx.xx in 2022.
   - Evidence informing the 2024 market-value input; displayed series and growth include calculations: U.S. books-printing shipments were USD xx.xx in 2024. This national industrial measure is narrower than the composite global service boundary.

7. U.S. Census Bureau - Book Publishers, All Establishments: Revenue, annual table
   - Evidence informing the 2024 market-value input; displayed series and growth include calculations: The Census annual series reports USD xx.xx of U.S. book-publisher revenue for 2024. A modeled xx.xx% physical-book proportion excludes digital and other adjacent receipts.
   - Evidence informing the 2025 market-value input; displayed series and growth include calculations: The 2024 Census observation replaces an older survey-based U.S. revenue bridge in the demand pool underlying 2025.
   - Evidence informing base-year allocation inputs; displayed values and growth are calculated: The official Census revenue-series page defines the publisher-receipt measure underlying the retained U.S. input; the exact 2024 cell was not independently re-extracted. ([fred.stlouisfed.org](https://fred.stlouisfed.org/data/AIES51113RCT00US))
   - Evidence informing forecast-year allocation inputs; displayed values and growth are calculated: The official Census revenue-series page defines the publisher-receipt measure underlying the retained U.S. input; the exact 2024 cell was not independently re-extracted. ([fred.stlouisfed.org](https://fred.stlouisfed.org/data/AIES51113RCT00US))

8. Scholastic Corporation - Form 10-K for the year ended May 31, 2025

- Evidence informing the 2024 market-value input; displayed series and growth include calculations: Scholastic's fiscal 2024 product, service, production and inventory-reserve costs were xx.xx% of revenue; postage, freight, shipping, fulfillment and other costs were xx.xx%. These broad categories constrain, but do not directly establish, eligible outsourced-service spending.
- Evidence informing the 2025 market-value input; displayed series and growth include calculations: The corresponding fiscal 2025 proportions were xx.xx% and xx.xx%. Royalties and prepublication amortization are separately disclosed, allowing their exclusion from the service-market bridge.
- Evidence informing base-year allocation inputs; displayed values and growth are calculated: Fiscal-2025 product, service, production and inventory-reserve costs were xx.xx% of revenue. The broader cost category constrains the manufacturing spending boundary but does not directly disclose printing-service revenue.
- Evidence informing forecast-year allocation inputs; displayed values and growth are calculated: Fiscal-2025 product, service, production and inventory-reserve costs were xx.xx% of revenue. The broader cost category constrains the manufacturing spending boundary but does not directly disclose printing-service revenue.
- Evidence informing base-year allocation inputs; displayed values and growth are calculated: Prepublication amortization is disclosed separately from production costs, supporting exclusion of adjacent amortization rather than equating it with externally purchased prepress.
- Evidence informing forecast-year allocation inputs; displayed values and growth are calculated: Prepublication amortization is disclosed separately from production costs, supporting exclusion of adjacent amortization rather than equating it with externally purchased prepress.
- Evidence informing base-year allocation inputs; displayed values and growth are calculated: Postage, freight, shipping, fulfillment and other costs were xx.xx% of revenue in fiscal 2025 versus xx.xx% in fiscal 2024. This is a broad buyer-cost check, not an eligible outsourced-fulfillment share.
- Evidence informing forecast-year allocation inputs; displayed values and growth are calculated: Postage, freight, shipping, fulfillment and other costs were xx.xx% of revenue in fiscal 2025 versus xx.xx% in fiscal 2024. This is a broad buyer-cost check, not an eligible outsourced-fulfillment share.
- Evidence informing base-year allocation inputs; displayed values and growth are calculated: Outsourced manufacturing coexists with company-operated distribution. Fiscal-2025 production-related costs were xx.xx% of revenue, constraining the inherited spending bridge rather than directly measuring the assumed route fraction.
- Evidence informing forecast-year allocation inputs; displayed values and growth are calculated: Outsourced manufacturing coexists with company-operated distribution. Fiscal-2025 production-related costs were xx.xx% of revenue, constraining the inherited spending bridge rather than directly measuring the assumed route fraction.
- Evidence informing base-year allocation inputs; displayed values and growth are calculated: Book-club revenue was xx.xx% online-ordered and xx.xx% parent-ordered, while products typically went to classrooms. This challenges the use of online sales as a proxy for the external contractor's delivery model.
- Evidence informing forecast-year allocation inputs; displayed values and growth are calculated: Book-club revenue was xx.xx% online-ordered and xx.xx% parent-ordered, while products typically went to classrooms. This challenges the use of online sales as a proxy for the external contractor's delivery model.
- Evidence informing base-year allocation inputs; displayed values and growth are calculated: Direct printer-to-customer fulfillment is a disclosed option. Broader logistics/other costs were xx.xx% of revenue versus xx.xx% previously, providing a cost-boundary check but no global order-level share or service-price growth observation.
- Evidence informing forecast-year allocation inputs; displayed values and growth are calculated: Direct printer-to-customer fulfillment is a disclosed option. Broader logistics/other costs were xx.xx% of revenue versus xx.xx% previously, providing a cost-boundary check but no global order-level share or service-price growth observation.

9. CEWE achieves all targets in 2025 and aims to further increase revenue and earnings in 2026

- Evidence informing the 2025 market-value input; displayed series and growth include calculations: CEWE reported xx.xx CEWE PHOTOBOOK copies in 2025 versus xx.xx in 2024, supporting a positive specialty-book volume assumption without establishing global adoption.
- Evidence informing the 2026 market-value input; displayed series and growth include calculations: Observed 2025 photobook growth informs the specialty-demand assumption for 2026; the market value remains modeled.
- Evidence informing the 2032 market-value input; displayed series and growth include calculations: The observed specialty-book activity is a starting condition for the forecast, not independent proof of continued growth through 2032.
- Evidence informing the 2040 market-value input; displayed series and growth include calculations: The forecast explicitly slows specialty-demand growth after 2032; this source supplies the initial commercial observation, not the long-term growth rate.
- Evidence informing base-year allocation inputs; displayed values and growth are calculated: CEWE reports xx.xx photobooks in 2025 compared with xx.xx in 2024. This independently establishes specialty-book activity underlying the nonpublisher model, without establishing a global expansion factor.
- Evidence informing forecast-year allocation inputs; displayed values and growth are calculated: CEWE reports xx.xx photobooks in 2025 compared with xx.xx in 2024. This independently establishes specialty-book activity underlying the nonpublisher model, without establishing a global expansion factor.
- Evidence informing base-year allocation inputs; displayed values and growth are calculated: Observed photobook activity supports retaining premium specialty commissions in the manufacturing mix; the binding allocation and unchanged future cohort profile remain assumptions.
- Evidence informing forecast-year allocation inputs; displayed values and growth are calculated: Observed photobook activity supports retaining premium specialty commissions in the manufacturing mix; the binding allocation and unchanged future cohort profile remain assumptions.
- Evidence informing base-year allocation inputs; displayed values and growth are calculated: Reported photobook volumes constrain personal-book activity and the nonpublisher starting condition, not hardcover prevalence or future share.
- Evidence informing forecast-year allocation inputs; displayed values and growth are calculated: Reported photobook volumes constrain personal-book activity and the nonpublisher starting condition, not hardcover prevalence or future share.
- Evidence informing base-year allocation inputs; displayed values and growth are calculated: Photobook activity supports the separate personal-book commissioning block; its softcover fraction remains assumed.
- Evidence informing forecast-year allocation inputs; displayed values and growth are calculated: Photobook activity supports the separate personal-book commissioning block; its softcover fraction remains assumed.
- Evidence informing base-year allocation inputs; displayed values and growth are calculated: Reported photobook copies rose from xx.xx to xx.xx; the narrower 2026 target qualifies strong specialty-growth assumptions.
- Evidence informing forecast-year allocation inputs; displayed values and growth are calculated: Reported photobook copies rose from xx.xx to xx.xx; the narrower 2026 target qualifies strong specialty-growth assumptions.
- Evidence informing base-year allocation inputs; displayed values and growth are calculated: Specialty-book activity constrains the presentation-demand scenario but does not measure gift-box attachment.
- Evidence informing forecast-year allocation inputs; displayed values and growth are calculated: Specialty-book activity constrains the presentation-demand scenario but does not measure gift-box attachment.
- Evidence informing base-year allocation inputs; displayed values and growth are calculated: Reports xx.xx CEWE PHOTOBOOK units in 2025 versus xx.xx in 2024, constraining the specialty-book demand budget without establishing a global process split.
- Evidence informing forecast-year allocation inputs; displayed values and growth are calculated: Reports xx.xx CEWE PHOTOBOOK units in 2025 versus xx.xx in 2024, constraining the specialty-book demand budget without establishing a global process split.
- Evidence informing base-year allocation inputs; displayed values and growth are calculated: Observed photobook activity supports the common photographic-demand input; electrophotographic attribution remains an explicit assumption.
- Evidence informing forecast-year allocation inputs; displayed values and growth are calculated: Observed photobook activity supports the common photographic-demand input; electrophotographic attribution remains an explicit assumption.
- Evidence informing base-year allocation inputs; displayed values and growth are calculated: The photobook

10. Paperback Printing Cost - Kindle Direct Publishing

- Evidence informing the 2025 market-value input; displayed series and growth include calculations: The inspected U.S. paperback schedule charges USD xx.xx plus USD xx.xx per page for the specified regular-trim black-ink category. It provides a contemporary commercial price comparison for the assumed USD xx.xx self-publishing production receipt, not an observed historical price or volume.
- Evidence informing the 2026 market-value input; displayed series and growth include calculations: The schedule distinguishes printing charges from royalties and retail list prices, supporting the production-receipt boundary used in the estimate.
- Evidence informing base-year allocation inputs; displayed values and growth are calculated: The current U.S. regular-trim black-ink schedule uses USD xx.xx plus USD xx.xx per page for the relevant page band, yielding the USD xx.xx representative manufacturing comparator. It anchors relative weights, not an observed global 2025 price or future share.
- Evidence informing forecast-year allocation inputs; displayed values and growth are calculated: The current U.S. regular-trim black-ink schedule uses USD xx.xx plus USD xx.xx per page for the relevant page band, yielding the USD xx.xx representative manufacturing comparator. It anchors relative weights, not an observed global 2025 price or future share.
- Evidence informing base-year allocation inputs; displayed values and growth are calculated: The paperback manufacturing comparator supplies the baseline from which the modeled binding component and hardcover increment are separated.
- Evidence informing forecast-year allocation inputs; displayed values and growth are calculated: The paperback manufacturing comparator supplies the baseline from which the modeled binding component and hardcover increment are separated.
- Evidence informing base-year allocation inputs; displayed values and growth are calculated: The separately identified paperback printing charge constrains the self-publishing production-receipt model and its distinction from retail proceeds.
- Evidence informing forecast-year allocation inputs; displayed values and growth are calculated: The separately identified paperback printing charge constrains the self-publishing production-receipt model and its distinction from retail proceeds.
- Evidence informing base-year allocation inputs; displayed values and growth are calculated: The inspected U.S. regular-trim black-ink schedule charges USD xx.xx plus USD xx.xx per page. It is a contemporary production-charge comparison for the modeled USD xx.xx receipt, not an observed historical Global average.
- Evidence informing forecast-year allocation inputs; displayed values and growth are calculated: The inspected U.S. regular-trim black-ink schedule charges USD xx.xx plus USD xx.xx per page. It is a contemporary production-charge comparison for the modeled USD xx.xx receipt, not an observed historical Global average.
- Evidence informing base-year allocation inputs; displayed values and growth are calculated: The relevant current U.S. paperback printing schedule is USD xx.xx plus USD xx.xx per page, giving USD xx.xx at xx.xx pages. This is a commercial price comparison for creator-production receipts, not proof of 2025 realization, volume or fulfillment mix.
- Evidence informing forecast-year allocation inputs; displayed values and growth are calculated: The relevant current U.S. paperback printing schedule is USD xx.xx plus USD xx.xx per page, giving USD xx.xx at xx.xx pages. This is a commercial price comparison for creator-production receipts, not proof of 2025 realization, volume or fulfillment mix.
- Evidence informing base-year allocation inputs; displayed values and growth are calculated: The current U.S. regular-trim black-ink schedule of USD xx.xx plus USD xx.xx per page gives USD xx.xx at xx.xx pages, a magnitude check for modeled single-copy receipts. It establishes neither global volume nor historical or forecast share.
- Evidence informing forecast-year allocation inputs; displayed values and growth are calculated: The current U.S. regular-trim black-ink schedule of USD xx.xx plus USD xx.xx per page gives USD xx.xx at xx.xx pages, a magnitude check for modeled single-copy receipts. It establishes neither global volume nor historical or forecast share.
- Evidence informing base-year allocation inputs; displayed values and growth are calculated: The current U.S. regular-trim black-ink schedule charges USD xx.xx plus USD xx.xx per page, yielding USD xx.xx for xx.xx pages. This is a contemporary price comparator, not a historical global average. ([kdp.amazon.com](https://kdp.amazon.com/en_US/help/topic/G201834340))
- Evidence informing forecast-year allocation inputs; displayed values and growth are calculated: The current U.S. regular-trim black-ink schedule charges USD xx.xx plus USD xx.xx per page, yielding USD xx.xx for xx.xx pages. This is a contemporary price comparator, not a historical global average. ([kdp.amazon.com](https://kdp.amazon.com/en_US/help/topic/G201834340))
- Evidence informing base-year allocation inputs; displayed values and growth are calculated: The comparable standard and premium color charges calculate to USD xx.xx and USD xx.xx. They constrain relative

11. European Book Publishing Statistics 2017

- Evidence informing the 2017 market-value input; displayed series and growth include calculations: The association's primary survey reports approximately EUR xx.xx of European net publisher revenue for 2017, constraining the pre-pandemic demand level.

12. European Book Publishing Statistics 2019

- Evidence informing the 2018 market-value input; displayed series and growth include calculations: The association reports approximately EUR xx.xx of publisher revenue for 2018.
- Evidence informing the 2019 market-value input; displayed series and growth include calculations: The association reports approximately EUR xx.xx for 2019 and identifies a questionnaire change that limits exact comparability with earlier observations.

13. 2021 年新闻出版产业分析报告

- Evidence informing the 2020 market-value input; displayed series and growth include calculations: The official report's 2021 comparison identifies a substantial rebound from 2020, constraining the pandemic-recovery bridge.
- Evidence informing the 2021 market-value input; displayed series and growth include calculations: China reported xx.xx book copies or sheets in 2021, up xx.xx%; the report also distinguishes textbook output and reprints.
- Evidence informing base-year allocation inputs; displayed values and growth are calculated: China's official 2021 textbook share was xx.xx% of book copies. It supplies an older educational-activity proxy, not a monochrome share.
([nppa.gov.cn](https://www.nppa.gov.cn/xxgk/fdzdgknr/tjxx/xx.xx/P020230530667517704140.pdf))
- Evidence informing forecast-year allocation inputs; displayed values and growth are calculated: China's official 2021 textbook share was xx.xx% of book copies. It supplies an older educational-activity proxy, not a monochrome share.
([nppa.gov.cn](https://www.nppa.gov.cn/xxgk/fdzdgknr/tjxx/xx.xx/P020230530667517704140.pdf))
- Evidence informing base-year allocation inputs; displayed values and growth are calculated: The textbook copy proportion constrains educational exposure; comparable monetary intensity and spot-color incidence are modeled separately.
([nppa.gov.cn](https://www.nppa.gov.cn/xxgk/fdzdgknr/tjxx/xx.xx/P020230530667517704140.pdf))
- Evidence informing forecast-year allocation inputs; displayed values and growth are calculated: The textbook copy proportion constrains educational exposure; comparable monetary intensity and spot-color incidence are modeled separately.
([nppa.gov.cn](https://www.nppa.gov.cn/xxgk/fdzdgknr/tjxx/xx.xx/P020230530667517704140.pdf))
- Evidence informing base-year allocation inputs; displayed values and growth are calculated: The educational-activity observation contributes to the shared demand proxy carried into the full-color base and forecast models; no color split is reported.
([nppa.gov.cn](https://www.nppa.gov.cn/xxgk/fdzdgknr/tjxx/xx.xx/P020230530667517704140.pdf))
- Evidence informing forecast-year allocation inputs; displayed values and growth are calculated: The educational-activity observation contributes to the shared demand proxy carried into the full-color base and forecast models; no color split is reported.
([nppa.gov.cn](https://www.nppa.gov.cn/xxgk/fdzdgknr/tjxx/xx.xx/P020230530667517704140.pdf))

14. European Book Publishing Statistics 2023

- Evidence informing the 2022 market-value input; displayed series and growth include calculations: European net publisher revenue was approximately EUR xx.xx in 2022; the association describes paper-cost pressure and price-led growth.

15. Hardcover Printing Cost - Kindle Direct Publishing
    - Evidence informing base-year allocation inputs; displayed values and growth are calculated: The current U.S. regular-trim hardcover schedule uses USD xx.xx plus USD xx.xx per page in the relevant band. Comparison with paperback charges constrains the premium-equivalent manufacturing model.
    - Evidence informing forecast-year allocation inputs; displayed values and growth are calculated: The current U.S. regular-trim hardcover schedule uses USD xx.xx plus USD xx.xx per page in the relevant band. Comparison with paperback charges constrains the premium-equivalent manufacturing model.
    - Evidence informing base-year allocation inputs; displayed values and growth are calculated: The USD xx.xx fixed-charge difference supplies the POD premium input; the xx.xx% commercial-run realization and premium incidence are explicitly modeled rather than disclosed.
    - Evidence informing forecast-year allocation inputs; displayed values and growth are calculated: The USD xx.xx fixed-charge difference supplies the POD premium input; the xx.xx% commercial-run realization and premium incidence are explicitly modeled rather than disclosed.
16. User Fees - University of Wisconsin-Milwaukee Print & Copy Services
    - Evidence informing base-year allocation inputs; displayed values and growth are calculated: The university service schedule separately prices preflight/prepress preparation at USD xx.xx per hour, establishing a paid preparation activity rather than an automatic component of every printing-platform purchase.
    - Evidence informing forecast-year allocation inputs; displayed values and growth are calculated: The university service schedule separately prices preflight/prepress preparation at USD xx.xx per hour, establishing a paid preparation activity rather than an automatic component of every printing-platform purchase.
    - Evidence informing base-year allocation inputs; displayed values and growth are calculated: Perfect binding is listed at USD xx.xx-xx.xx per book. The lower endpoint is the model's basic-binding comparator, not a measured worldwide realization.
    - Evidence informing forecast-year allocation inputs; displayed values and growth are calculated: Perfect binding is listed at USD xx.xx-xx.xx per book. The lower endpoint is the model's basic-binding comparator, not a measured worldwide realization.

17. How Much Does It Cost to Print a Book? - QinPrinting
    - Evidence informing base-year allocation inputs; displayed values and growth are calculated: The supplier's delivered xx.xx-page, xx.xx-copy color-book examples list USD xx.xx for softcover and USD xx.xx for hardcover. They provide a commercial-run countercheck, with delivery and product differences preventing direct substitution.
    - Evidence informing forecast-year allocation inputs; displayed values and growth are calculated: The supplier's delivered xx.xx-page, xx.xx-copy color-book examples list USD xx.xx for softcover and USD xx.xx for hardcover. They provide a commercial-run countercheck, with delivery and product differences preventing direct substitution.
    - Evidence informing base-year allocation inputs; displayed values and growth are calculated: The smaller hardcover premium in this offset example qualifies extrapolation of the full POD hardcover increment into binding revenue.
    - Evidence informing forecast-year allocation inputs; displayed values and growth are calculated: The smaller hardcover premium in this offset example qualifies extrapolation of the full POD hardcover increment into binding revenue.
    - Evidence informing base-year allocation inputs; displayed values and growth are calculated: Comparable hardcover and softcover quotations constrain the assumed relative manufacturing realization after scope adjustments.
    - Evidence informing forecast-year allocation inputs; displayed values and growth are calculated: Comparable hardcover and softcover quotations constrain the assumed relative manufacturing realization after scope adjustments.
    - Evidence informing base-year allocation inputs; displayed values and growth are calculated: Softcover prices provide a commercial comparison, not a historical global average.
    - Evidence informing forecast-year allocation inputs; displayed values and growth are calculated: Softcover prices provide a commercial comparison, not a historical global average.
    - Evidence informing base-year allocation inputs; displayed values and growth are calculated: Board-book quotations constrain the assumed production receipt; delivery and duties require adjustment.
    - Evidence informing forecast-year allocation inputs; displayed values and growth are calculated: Board-book quotations constrain the assumed production receipt; delivery and duties require adjustment.
    - Evidence informing base-year allocation inputs; displayed values and growth are calculated: Mechanical-binding quotations constrain the unit-receipt assumption, not incidence.
    - Evidence informing forecast-year allocation inputs; displayed values and growth are calculated: Mechanical-binding quotations constrain the unit-receipt assumption, not incidence.
    - Evidence informing base-year allocation inputs; displayed values and growth are calculated: Short-booklet quotations constrain the lower realization used for eligible saddle-stitched books.
    - Evidence informing forecast-year allocation inputs; displayed values and growth are calculated: Short-booklet quotations constrain the lower realization used for eligible saddle-stitched books.
18. Book Wrap Mailers / Book Boxes - Packaging ONE
    - Evidence informing base-year allocation inputs; displayed values and growth are calculated: The manufacturer lists MP2 book mailers at GBP xx.xx each for xx.xx packs of xx.xx excluding VAT. The converted unit price supplies the packaging-creation value proxy, not a global average or a historical quote.
    - Evidence informing forecast-year allocation inputs; displayed values and growth are calculated: The manufacturer lists MP2 book mailers at GBP xx.xx each for xx.xx packs of xx.xx excluding VAT. The converted unit price supplies the packaging-creation value proxy, not a global average or a historical quote.
    - Evidence informing base-year allocation inputs; displayed values and growth are calculated: The enclosure price forms the other side of the creation-versus-packing ratio. One comparable enclosure per packing unit is an explicit activity-matching assumption.
    - Evidence informing forecast-year allocation inputs; displayed values and growth are calculated: The enclosure price forms the other side of the creation-versus-packing ratio. One comparable enclosure per packing unit is an explicit activity-matching assumption.

19. Foreign Exchange Rates - G.5A Annual, January 5, 2026
    - Evidence informing base-year allocation inputs; displayed values and growth are calculated: The official 2025 annual average is USD xx.xx per GBP. It converts the GBP packaging comparator into the common monetary basis used in the starting allocation.
    - Evidence informing forecast-year allocation inputs; displayed values and growth are calculated: The official 2025 annual average is USD xx.xx per GBP. It converts the GBP packaging comparator into the common monetary basis used in the starting allocation.
    - Evidence informing base-year allocation inputs; displayed values and growth are calculated: The same conversion supports the common-currency packaging/packing denominator inherited by the forecast; no 2032 exchange rate is asserted.
    - Evidence informing forecast-year allocation inputs; displayed values and growth are calculated: The same conversion supports the common-currency packaging/packing denominator inherited by the forecast; no 2032 exchange rate is asserted.
20. Optional Book Publishing Services - InstantPublisher
    - Evidence informing base-year allocation inputs; displayed values and growth are calculated: The provider lists layout/typesetting at USD xx.xx per page with a USD xx.xx minimum. This supports the preparation-spending feasibility check, with purchase incidence and copies per job remaining assumptions.
    - Evidence informing forecast-year allocation inputs; displayed values and growth are calculated: The provider lists layout/typesetting at USD xx.xx per page with a USD xx.xx minimum. This supports the preparation-spending feasibility check, with purchase incidence and copies per job remaining assumptions.
    - Evidence informing base-year allocation inputs; displayed values and growth are calculated: Individual shrink-wrapping is listed at USD xx.xx each plus USD xx.xx setup. Amortizing setup over an assumed xx.xx copies gives the USD xx.xx packing comparator.
    - Evidence informing forecast-year allocation inputs; displayed values and growth are calculated: Individual shrink-wrapping is listed at USD xx.xx each plus USD xx.xx setup. Amortizing setup over an assumed xx.xx copies gives the USD xx.xx packing comparator.
21. How Does Merchant Pricing Work for Ecommerce Stores? - Lulu Direct
    - Evidence informing base-year allocation inputs; displayed values and growth are calculated: The September 2026 merchant-pricing explanation identifies a USD xx.xx fulfillment fee and separates merchant retail receipts from payments for supplier production, shipping and taxes. The fee is a contemporary feasibility comparator, not verified 2025 penetration or a future charge.
    - Evidence informing forecast-year allocation inputs; displayed values and growth are calculated: The September 2026 merchant-pricing explanation identifies a USD xx.xx fulfillment fee and separates merchant retail receipts from payments for supplier production, shipping and taxes. The fee is a contemporary feasibility comparator, not verified 2025 penetration or a future charge.
    - Evidence informing base-year allocation inputs; displayed values and growth are calculated: Merchant retail receipts are separate from payments for printing and fulfillment. The current page lists a USD xx.xx fulfillment fee, with shipping and taxes separately calculated. This supports the service-value boundary, not a historical average fee or global order volume.
    - Evidence informing forecast-year allocation inputs; displayed values and growth are calculated: Merchant retail receipts are separate from payments for printing and fulfillment. The current page lists a USD xx.xx fulfillment fee, with shipping and taxes separately calculated. This supports the service-value boundary, not a historical average fee or global order volume.
    - Evidence informing base-year allocation inputs; displayed values and growth are calculated: Lulu identifies separate retail and production/fulfillment transactions and a USD xx.xx fulfillment fee. This supports excluding merchant retail margins from production-service value and avoiding automatic procurement-channel classification from the storefront.
    - Evidence informing forecast-year allocation inputs; displayed values and growth are calculated: Lulu identifies separate retail and production/fulfillment transactions and a USD xx.xx fulfillment fee. This supports excluding merchant retail margins from production-service value and avoiding automatic procurement-channel classification from the storefront.

22. AAP December 2025 StatShot Report

- Evidence informing base-year allocation inputs; displayed values and growth are calculated: The primary monthly reporting panel's full-year 2025 trade figures show paperback revenue down xx.xx%. This qualifies broad physical-book growth assumptions and supplies directional mix evidence only.
- Evidence informing forecast-year allocation inputs; displayed values and growth are calculated: The primary monthly reporting panel's full-year 2025 trade figures show paperback revenue down xx.xx%. This qualifies broad physical-book growth assumptions and supplies directional mix evidence only.
- Evidence informing base-year allocation inputs; displayed values and growth are calculated: The same approximately xx.xx-publisher panel shows hardcover revenue up xx.xx%. It supports a modest premium-mix hypothesis but neither measures global binding spending nor proves the forecast.
- Evidence informing forecast-year allocation inputs; displayed values and growth are calculated: The same approximately xx.xx-publisher panel shows hardcover revenue up xx.xx%. It supports a modest premium-mix hypothesis but neither measures global binding spending nor proves the forecast.
- Evidence informing base-year allocation inputs; displayed values and growth are calculated: Direct-participant 2025 hardback revenue of approximately USD xx.xx anchors the adjusted conventional-format model; it is not printing revenue or a global share.
- Evidence informing forecast-year allocation inputs; displayed values and growth are calculated: Direct-participant 2025 hardback revenue of approximately USD xx.xx anchors the adjusted conventional-format model; it is not printing revenue or a global share.
- Evidence informing base-year allocation inputs; displayed values and growth are calculated: Reported paperback revenue of approximately USD xx.xx plus USD xx.xx mass-market revenue supplies the comparison input. Reported annual movements qualify the forecast starting mix, not its future persistence.
- Evidence informing forecast-year allocation inputs; displayed values and growth are calculated: Reported paperback revenue of approximately USD xx.xx plus USD xx.xx mass-market revenue supplies the comparison input. Reported annual movements qualify the forecast starting mix, not its future persistence.
- Evidence informing base-year allocation inputs; displayed values and growth are calculated: Direct publisher-sample religious and trade physical-format receipts provide a category-intensity proxy, subject to explicit geographic and coverage adjustments.
- Evidence informing forecast-year allocation inputs; displayed values and growth are calculated: Direct publisher-sample religious and trade physical-format receipts provide a category-intensity proxy, subject to explicit geographic and coverage adjustments.
- Evidence informing base-year allocation inputs; displayed values and growth are calculated: Reported professional-book receipts and their 2025 decline challenge assumptions of automatic growth from recurring reference relationships.
- Evidence informing forecast-year allocation inputs; displayed values and growth are calculated: Reported professional-book receipts and their 2025 decline challenge assumptions of automatic growth from recurring reference relationships.

23. Print and Associated Services Framework - Lot 1 Buyer Guide: Framework Objectives
    - Evidence informing base-year allocation inputs; displayed values and growth are calculated: The public purchasing framework separately specifies production-management advice. It establishes a purchased responsibility but not a global fee rate or permission to count subcontract pass-through as retained revenue.
    - Evidence informing forecast-year allocation inputs; displayed values and growth are calculated: The public purchasing framework separately specifies production-management advice. It establishes a purchased responsibility but not a global fee rate or permission to count subcontract pass-through as retained revenue.
    - Evidence informing base-year allocation inputs; displayed values and growth are calculated: The framework also specifies finished-goods stock holding and call-off, with required holding costs included in the print-job price. This supports allocating embedded production-linked fulfillment rather than restricting the category to standalone invoices.
    - Evidence informing forecast-year allocation inputs; displayed values and growth are calculated: The framework also specifies finished-goods stock holding and call-off, with required holding costs included in the print-job price. This supports allocating embedded production-linked fulfillment rather than restricting the category to standalone invoices.
    - Evidence informing base-year allocation inputs; displayed values and growth are calculated: Finished goods may be held for call-off, with storage included in the print job where required. This supports consolidated releases as a production-linked arrangement without assuming every release is an individual order.
    - Evidence informing forecast-year allocation inputs; displayed values and growth are calculated: Finished goods may be held for call-off, with storage included in the print job where required. This supports consolidated releases as a production-linked arrangement without assuming every release is an individual order.
    - Evidence informing base-year allocation inputs; displayed values and growth are calculated: Contractors maintain designated distribution lists, deliver to nominated addresses and receive job-specific copy allocations, supporting the modeled list-delivery category.
    - Evidence informing forecast-year allocation inputs; displayed values and growth are calculated: Contractors maintain designated distribution lists, deliver to nominated addresses and receive job-specific copy allocations, supporting the modeled list-delivery category.
    - Evidence informing base-year allocation inputs; displayed values and growth are calculated: The coexistence of stock holding, call-off and distribution-list obligations supports separating production trigger from fulfillment responsibility; call-off alone does not establish transaction-level fulfillment.
    - Evidence informing forecast-year allocation inputs; displayed values and growth are calculated: The coexistence of stock holding, call-off and distribution-list obligations supports separating production trigger from fulfillment responsibility; call-off alone does not establish transaction-level fulfillment.

24. Frequently Asked Questions - IngramSpark
    - Evidence informing base-year allocation inputs; displayed values and growth are calculated: IngramSpark states that it does not provide editing, typesetting or design services. This counterexample prevents treating all platform manufacturing commissions as purchases of professional preparation services.
    - Evidence informing forecast-year allocation inputs; displayed values and growth are calculated: IngramSpark states that it does not provide editing, typesetting or design services. This counterexample prevents treating all platform manufacturing commissions as purchases of professional preparation services.
    - Evidence informing base-year allocation inputs; displayed values and growth are calculated: The provider permits nonexclusive sourcing when the customer owns its ISBN and does not offer editing, typesetting or design. These terms constrain the author service boundary, not adoption or revenue growth.
    - Evidence informing forecast-year allocation inputs; displayed values and growth are calculated: The provider permits nonexclusive sourcing when the customer owns its ISBN and does not offer editing, typesetting or design. These terms constrain the author service boundary, not adoption or revenue growth.
    - Evidence informing base-year allocation inputs; displayed values and growth are calculated: IngramSpark permits nonexclusive use of other printers, distributors and fulfillment providers when publishers own their ISBN. This establishes an alternative-sourcing option, not observed switching or a numerical channel allocation.
    - Evidence informing forecast-year allocation inputs; displayed values and growth are calculated: IngramSpark permits nonexclusive use of other printers, distributors and fulfillment providers when publishers own their ISBN. This establishes an alternative-sourcing option, not observed switching or a numerical channel allocation.
25. Packaging Printing & Production - Imago Group
    - Evidence informing base-year allocation inputs; displayed values and growth are calculated: The supplier identifies book slipcases, clamshell cases, tray-and-lid constructions and multicomponent publisher packaging. This supports the enclosure-production boundary and the limitation of a simple mailer-price proxy; it does not supply sales weights.
    - Evidence informing forecast-year allocation inputs; displayed values and growth are calculated: The supplier identifies book slipcases, clamshell cases, tray-and-lid constructions and multicomponent publisher packaging. This supports the enclosure-production boundary and the limitation of a simple mailer-price proxy; it does not supply sales weights.
26. Services - Bridgeport National Bindery
    - Evidence informing base-year allocation inputs; displayed values and growth are calculated: The short-run book-production portfolio separately lists shrink-wrapping and set packing. It establishes commercial packing activity distinct from enclosure manufacture and binding, without measuring its revenue.
    - Evidence informing forecast-year allocation inputs; displayed values and growth are calculated: The short-run book-production portfolio separately lists shrink-wrapping and set packing. It establishes commercial packing activity distinct from enclosure manufacture and binding, without measuring its revenue.
27. Terms and Conditions - CPI Print Germany
    - Evidence informing base-year allocation inputs; displayed values and growth are calculated: Published terms distinguish ex-works production prices from packaging, freight and postage and reserve specified input-cost adjustment rights. They support comparable-scope valuation but do not establish realized inflation.
    - Evidence informing forecast-year allocation inputs; displayed values and growth are calculated: Published terms distinguish ex-works production prices from packaging, freight and postage and reserve specified input-cost adjustment rights. They support comparable-scope valuation but do not establish realized inflation.
    - Evidence informing base-year allocation inputs; displayed values and growth are calculated: Separate treatment of forwarding and storage responsibilities supports the eligible production-linked service boundary; contractual rights do not prove the assumed future fee-growth rate.
    - Evidence informing forecast-year allocation inputs; displayed values and growth are calculated: Separate treatment of forwarding and storage responsibilities supports the eligible production-linked service boundary; contractual rights do not prove the assumed future fee-growth rate.

28. ONIX Codelists Issue 75 - List 150: Product Form
    - Evidence informing base-year allocation inputs; displayed values and growth are calculated: BB identifies hardback/cased books.
    - Evidence informing forecast-year allocation inputs; displayed values and growth are calculated: BB identifies hardback/cased books.
    - Evidence informing base-year allocation inputs; displayed values and growth are calculated: BC identifies paperback/softback books.
    - Evidence informing forecast-year allocation inputs; displayed values and growth are calculated: BC identifies paperback/softback books.
    - Evidence informing base-year allocation inputs; displayed values and growth are calculated: BH distinguishes board-page books from conventional books with rigid covers.
    - Evidence informing forecast-year allocation inputs; displayed values and growth are calculated: BH distinguishes board-page books from conventional books with rigid covers.
    - Evidence informing base-year allocation inputs; displayed values and growth are calculated: BE groups spiral, comb and coil forms.
    - Evidence informing forecast-year allocation inputs; displayed values and growth are calculated: BE groups spiral, comb and coil forms.
    - Evidence informing base-year allocation inputs; displayed values and growth are calculated: BD identifies loose-leaf books.
    - Evidence informing forecast-year allocation inputs; displayed values and growth are calculated: BD identifies loose-leaf books.
    - Evidence informing base-year allocation inputs; displayed values and growth are calculated: BF includes stapled short books; nonbook uses are excluded from the model.
    - Evidence informing forecast-year allocation inputs; displayed values and growth are calculated: BF includes stapled short books; nonbook uses are excluded from the model.
    - Evidence informing base-year allocation inputs; displayed values and growth are calculated: BL recognizes slide-bound books without measuring current sales.
    - Evidence informing forecast-year allocation inputs; displayed values and growth are calculated: BL recognizes slide-bound books without measuring current sales.
    - Evidence informing base-year allocation inputs; displayed values and growth are calculated: BO recognizes continuous concertina-fold books; nonbook charts are excluded.
    - Evidence informing forecast-year allocation inputs; displayed values and growth are calculated: BO recognizes continuous concertina-fold books; nonbook charts are excluded.
    - Evidence informing base-year allocation inputs; displayed values and growth are calculated: BI identifies textile-page books, not cloth-covered paper books.
    - Evidence informing forecast-year allocation inputs; displayed values and growth are calculated: BI identifies textile-page books, not cloth-covered paper books.
    - Evidence informing base-year allocation inputs; displayed values and growth are calculated: BJ identifies waterproof bath-book forms.
    - Evidence informing forecast-year allocation inputs; displayed values and growth are calculated: BJ identifies waterproof bath-book forms.
    - Evidence informing base-year allocation inputs; displayed values and growth are calculated: BP identifies foam-page and foam-cover books.
    - Evidence informing forecast-year allocation inputs; displayed values and growth are calculated: BP identifies foam-page and foam-cover books.

29. Thomson Reuters - Fourth-Quarter and Full-Year 2025 Results
    - Evidence informing base-year allocation inputs; displayed values and growth are calculated: Global Print revenue and contraction constrain professional-print scale and substitution direction; content receipts are not treated as loose-leaf service revenue.
    - Evidence informing forecast-year allocation inputs; displayed values and growth are calculated: Global Print revenue and contraction constrain professional-print scale and substitution direction; content receipts are not treated as loose-leaf service revenue.
30. Lulu - Discontinuing Saddle Stitch in Global Distribution
    - Evidence informing base-year allocation inputs; displayed values and growth are calculated: Provider-specific wholesale distribution restrictions establish a channel constraint, not a global sales weight or measured forecast decline.
    - Evidence informing forecast-year allocation inputs; displayed values and growth are calculated: Provider-specific wholesale distribution restrictions establish a channel constraint, not a global sales weight or measured forecast decline.
31. MAGACOPY Sofia - Copying and Printing Prices
    - Evidence informing base-year allocation inputs; displayed values and growth are calculated: A current EUR xx.xx binding-only charge establishes a live commercial service and a price-scope comparison; full-book USD receipts and incidence remain assumed.
    - Evidence informing forecast-year allocation inputs; displayed values and growth are calculated: A current EUR xx.xx binding-only charge establishes a live commercial service and a price-scope comparison; full-book USD receipts and incidence remain assumed.
32. Imago Group - Spotlight on Children's Books for National Young Readers Week
    - Evidence informing base-year allocation inputs; displayed values and growth are calculated: The company's children's portfolio supports board-book commercial classification, not order volumes.
    - Evidence informing forecast-year allocation inputs; displayed values and growth are calculated: The company's children's portfolio supports board-book commercial classification, not order volumes.
    - Evidence informing base-year allocation inputs; displayed values and growth are calculated: Cloth-book offerings support the textile-page category premise, not its modeled incidence.
    - Evidence informing forecast-year allocation inputs; displayed values and growth are calculated: Cloth-book offerings support the textile-page category premise, not its modeled incidence.
    - Evidence informing base-year allocation inputs; displayed values and growth are calculated: Bath-book offerings support a separate commercial category; sales and service receipts are undisclosed.
    - Evidence informing forecast-year allocation inputs; displayed values and growth are calculated: Bath-book offerings support a separate commercial category; sales and service receipts are undisclosed.
33. Pegasus - My First Book of Shapes: EVA Foam Book
    - Evidence informing base-year allocation inputs; displayed values and growth are calculated: The dated 2025 product identifies foam pages and supports commercial-status and classification checks, not global volume or supplier realization.
    - Evidence informing forecast-year allocation inputs; displayed values and growth are calculated: The dated 2025 product identifies foam pages and supports commercial-status and classification checks, not global volume or supplier realization.

34. U.S. Consumer Product Safety Commission - Children's Books
    - Evidence informing base-year allocation inputs; displayed values and growth are calculated: Product classification and intended audience affect commercial compliance accountability; no numerical surcharge is inferred.
    - Evidence informing forecast-year allocation inputs; displayed values and growth are calculated: Product classification and intended audience affect commercial compliance accountability; no numerical surcharge is inferred.
    - Evidence informing base-year allocation inputs; displayed values and growth are calculated: The exemption boundary supports separate classification rather than assumed conventional-book treatment.
    - Evidence informing forecast-year allocation inputs; displayed values and growth are calculated: The exemption boundary supports separate classification rather than assumed conventional-book treatment.
    - Evidence informing base-year allocation inputs; displayed values and growth are calculated: Compliance classification is retained as an uncertainty, not an exclusion or measured price premium.
    - Evidence informing forecast-year allocation inputs; displayed values and growth are calculated: Compliance classification is retained as an uncertainty, not an exclusion or measured price premium.
    - Evidence informing base-year allocation inputs; displayed values and growth are calculated: Specialty construction does not itself establish ordinary-book exemption eligibility or market inactivity.
    - Evidence informing forecast-year allocation inputs; displayed values and growth are calculated: Specialty construction does not itself establish ordinary-book exemption eligibility or market inactivity.
35. Puget Bindery - Services
    - Evidence informing base-year allocation inputs; displayed values and growth are calculated: The provider identifies training manuals and reference guides as mechanical-binding applications, supporting the commissioning premise without measuring sales incidence.
    - Evidence informing forecast-year allocation inputs; displayed values and growth are calculated: The provider identifies training manuals and reference guides as mechanical-binding applications, supporting the commissioning premise without measuring sales incidence.
    - Evidence informing base-year allocation inputs; displayed values and growth are calculated: Lists commercial letterpress book plates and specialty inserts, supporting a component-service model rather than attribution of the entire book price.
    - Evidence informing forecast-year allocation inputs; displayed values and growth are calculated: Lists commercial letterpress book plates and specialty inserts, supporting a component-service model rather than attribution of the entire book price.
    - Evidence informing base-year allocation inputs; displayed values and growth are calculated: The bindery identifies commercial printers, publishers and corporate print buyers as customers and excludes direct-to-consumer sales. This supports trade-purchasing attribution but supplies no sales percentage.
    - Evidence informing forecast-year allocation inputs; displayed values and growth are calculated: The bindery identifies commercial printers, publishers and corporate print buyers as customers and excludes direct-to-consumer sales. This supports trade-purchasing attribution but supplies no sales percentage.

36. ONIX Codelists Issue 75 - List 80: Product Packaging Type
    - Evidence informing base-year allocation inputs; displayed values and growth are calculated: Separates single-item and multivolume slipcases; supplies classification, not sales weights.
    - Evidence informing forecast-year allocation inputs; displayed values and growth are calculated: Separates single-item and multivolume slipcases; supplies classification, not sales weights.
    - Evidence informing base-year allocation inputs; displayed values and growth are calculated: Distinguishes lidded boxes from slipcase-style boxed sets.
    - Evidence informing forecast-year allocation inputs; displayed values and growth are calculated: Distinguishes lidded boxes from slipcase-style boxed sets.
    - Evidence informing base-year allocation inputs; displayed values and growth are calculated: Open-ended wraparound sleeves are distinct from enclosed wrapping.
    - Evidence informing forecast-year allocation inputs; displayed values and growth are calculated: Open-ended wraparound sleeves are distinct from enclosed wrapping.
    - Evidence informing base-year allocation inputs; displayed values and growth are calculated: Recognizes envelope-like slip-sleeves and wallets or folders.
    - Evidence informing forecast-year allocation inputs; displayed values and growth are calculated: Recognizes envelope-like slip-sleeves and wallets or folders.
    - Evidence informing base-year allocation inputs; displayed values and growth are calculated: Recognizes pouch and bag packaging independently.
    - Evidence informing forecast-year allocation inputs; displayed values and growth are calculated: Recognizes pouch and bag packaging independently.
    - Evidence informing base-year allocation inputs; displayed values and growth are calculated: Separately recognizes shrink-wrapped products and bundles.
    - Evidence informing forecast-year allocation inputs; displayed values and growth are calculated: Separately recognizes shrink-wrapped products and bundles.
    - Evidence informing base-year allocation inputs; displayed values and growth are calculated: Defines formed-plastic clamshells and card-backed blister packaging as distinct constructions.
    - Evidence informing forecast-year allocation inputs; displayed values and growth are calculated: Defines formed-plastic clamshells and card-backed blister packaging as distinct constructions.
    - Evidence informing base-year allocation inputs; displayed values and growth are calculated: Explicitly recognizes book browse-prevention closures.
    - Evidence informing forecast-year allocation inputs; displayed values and growth are calculated: Explicitly recognizes book browse-prevention closures.

37. U.S. Government Publishing Office - Program 827-S: Federal Aviation Administration Books, Contract Pricing and Specifications

- Evidence informing base-year allocation inputs; displayed values and growth are calculated: Historical evaluation quantities provide a container-heavy institutional purchasing counterexample, not global shipment shares.
- Evidence informing forecast-year allocation inputs; displayed values and growth are calculated: Historical evaluation quantities provide a container-heavy institutional purchasing counterexample, not global shipment shares.
- Evidence informing base-year allocation inputs; displayed values and growth are calculated: Separately identifies kraft-envelope packing within the book procurement.
- Evidence informing forecast-year allocation inputs; displayed values and growth are calculated: Separately identifies kraft-envelope packing within the book procurement.
- Evidence informing base-year allocation inputs; displayed values and growth are calculated: Identifies cushioned shipping bags as an eligible book-order enclosure.
- Evidence informing forecast-year allocation inputs; displayed values and growth are calculated: Identifies cushioned shipping bags as an eligible book-order enclosure.
- Evidence informing base-year allocation inputs; displayed values and growth are calculated: Includes wrapped shipping bundles as an alternative purchasing configuration.
- Evidence informing forecast-year allocation inputs; displayed values and growth are calculated: Includes wrapped shipping bundles as an alternative purchasing configuration.
- Evidence informing base-year allocation inputs; displayed values and growth are calculated: Requires packing and filler separately from the external enclosure.
- Evidence informing forecast-year allocation inputs; displayed values and growth are calculated: Requires packing and filler separately from the external enclosure.
- Evidence informing base-year allocation inputs; displayed values and growth are calculated: Identifies closure tape and securing straps independently of container construction.
- Evidence informing forecast-year allocation inputs; displayed values and growth are calculated: Identifies closure tape and securing straps independently of container construction.

38. U.S. Government Publishing Office - Print Order Form 2511 Instructions

- Evidence informing base-year allocation inputs; displayed values and growth are calculated: Specifies paper-banded sets separately from shrink-wrapped sets.
- Evidence informing forecast-year allocation inputs; displayed values and growth are calculated: Specifies paper-banded sets separately from shrink-wrapped sets.
- Evidence informing base-year allocation inputs; displayed values and growth are calculated: Describes shrink-wrapped units nested within cartons, supporting component attribution.
- Evidence informing forecast-year allocation inputs; displayed values and growth are calculated: Describes shrink-wrapped units nested within cartons, supporting component attribution.
- Evidence informing base-year allocation inputs; displayed values and growth are calculated: Distinguishes internal packaging, container quantities and pallet requirements.
- Evidence informing forecast-year allocation inputs; displayed values and growth are calculated: Distinguishes internal packaging, container quantities and pallet requirements.
- Evidence informing base-year allocation inputs; displayed values and growth are calculated: The instructions distinguish nominated delivery addresses and warehouse receiving arrangements, supporting the receiving-point attribution premise, not an observed consolidated market share.
- Evidence informing forecast-year allocation inputs; displayed values and growth are calculated: The instructions distinguish nominated delivery addresses and warehouse receiving arrangements, supporting the receiving-point attribution premise, not an observed consolidated market share.
- Evidence informing base-year allocation inputs; displayed values and growth are calculated: Supplemental distribution lists accommodate multiple destinations, supporting the distinction between preallocated destination delivery and a single receiving-point handoff.
- Evidence informing forecast-year allocation inputs; displayed values and growth are calculated: Supplemental distribution lists accommodate multiple destinations, supporting the distinction between preallocated destination delivery and a single receiving-point handoff.
- Evidence informing base-year allocation inputs; displayed values and growth are calculated: GPO specifies black interior inks separately from cover inks, supporting the monochrome classification and underlying-book attribution premise, not its modeled sales weight. ([gpo.gov](https://www.gpo.gov/docs/default-source/forms-standards-pdf-files/2511_instructions.pdf))
- Evidence informing forecast-year allocation inputs; displayed values and growth are calculated: GPO specifies black interior inks separately from cover inks, supporting the monochrome classification and underlying-book attribution premise, not its modeled sales weight. ([gpo.gov](https://www.gpo.gov/docs/default-source/forms-standards-pdf-files/2511_instructions.pdf))
- Evidence informing base-year allocation inputs; displayed values and growth are calculated: Designated Pantone specifications are recognized for interior inks, supporting a separate spot-color commercial category without measuring its share. ([gpo.gov](https://www.gpo.gov/docs/default-source/forms-standards-pdf-files/2511_instructions.pdf))
- Evidence informing forecast-year allocation inputs; displayed values and growth are calculated: Designated Pantone specifications are recognized for interior inks, supporting a separate spot-color commercial category without measuring its share. ([gpo.gov](https://www.gpo.gov/docs/default-source/forms-standards-pdf-files/2511_instructions.pdf))
- Evidence informing base-year allocation inputs; displayed values and growth are calculated: Four-color process is identified as full color for interior pages; cover color is separately specified. This supports classification at both modeled anchors. ([gpo.gov](https://www.gpo.gov/docs/default-source/forms-standards-pdf-files/2511_instructions.pdf))
- Evidence informing forecast-year allocation inputs; displayed values and growth are calculated: Four-color process is identified as full color for interior pages; cover color is separately specified. This supports classification at both modeled anchors. ([gpo.gov](https://www.gpo.gov/docs/default-source/forms-standards-pdf-files/2511_instructions.pdf))

39. GPOExpress Program Pricing Guide - November 2024
    - Evidence informing base-year allocation inputs; displayed values and growth are calculated: USD xx.xx hand folding provides a handling-cost comparison; the complete band realization remains modeled.
    - Evidence informing forecast-year allocation inputs; displayed values and growth are calculated: USD xx.xx hand folding provides a handling-cost comparison; the complete band realization remains modeled.
    - Evidence informing base-year allocation inputs; displayed values and growth are calculated: USD xx.xx per shrink wrap anchors a small-run comparison, not the assumed global realization.
    - Evidence informing forecast-year allocation inputs; displayed values and growth are calculated: USD xx.xx per shrink wrap anchors a small-run comparison, not the assumed global realization.
    - Evidence informing base-year allocation inputs; displayed values and growth are calculated: USD xx.xx auxiliary insertion supplies a handling-price comparison, not protective-material sales.
    - Evidence informing forecast-year allocation inputs; displayed values and growth are calculated: USD xx.xx auxiliary insertion supplies a handling-price comparison, not protective-material sales.
40. Hardcover Book Protection: Dust Jackets or Slipcases?
    - Evidence informing base-year allocation inputs; displayed values and growth are calculated: Own-product EXW slipcase prices of USD xx.xx, USD xx.xx and USD xx.xx at xx.xx xx.xx and xx.xx units constrain relative realizations.
    - Evidence informing forecast-year allocation inputs; displayed values and growth are calculated: Own-product EXW slipcase prices of USD xx.xx, USD xx.xx and USD xx.xx at xx.xx xx.xx and xx.xx units constrain relative realizations.
41. Book Printing Cost in China: How Printing Prices Are Calculated
    - Evidence informing base-year allocation inputs; displayed values and growth are calculated: Approximately USD xx.xx per export carton including basic packing materials constrains the bulk-package budget; the container allocation is modeled.
    - Evidence informing forecast-year allocation inputs; displayed values and growth are calculated: Approximately USD xx.xx per export carton including basic packing materials constrains the bulk-package budget; the container allocation is modeled.
    - Evidence informing base-year allocation inputs; displayed values and growth are calculated: The inclusive carton quotation constrains combined spending; its cushioning split is assumed.
    - Evidence informing forecast-year allocation inputs; displayed values and growth are calculated: The inclusive carton quotation constrains combined spending; its cushioning split is assumed.
    - Evidence informing base-year allocation inputs; displayed values and growth are calculated: The inclusive carton quotation constrains combined spending; its closure split is assumed.
    - Evidence informing forecast-year allocation inputs; displayed values and growth are calculated: The inclusive carton quotation constrains combined spending; its closure split is assumed.
42. Make Believe Ideas - Independent Retail Catalog 2025
    - Evidence informing base-year allocation inputs; displayed values and growth are calculated: The 2025 catalog identifies activity books with cover-mounted blisters, establishing book-specific participation but not packaging revenue or volume.
    - Evidence informing forecast-year allocation inputs; displayed values and growth are calculated: The 2025 catalog identifies activity books with cover-mounted blisters, establishing book-specific participation but not packaging revenue or volume.
43. Bookmobile - Request Book Printing Quotes the Right Way to Save Money
    - Evidence informing base-year allocation inputs; displayed values and growth are calculated: The printer's bookstore-oriented purchasing guidance cautions against universal shrink-wrap attachment.
    - Evidence informing forecast-year allocation inputs; displayed values and growth are calculated: The printer's bookstore-oriented purchasing guidance cautions against universal shrink-wrap attachment.

44. Digital Book Printing - Bookmobile
    - Evidence informing base-year allocation inputs; displayed values and growth are calculated: The current book-production portfolio separately offers poly bags, supporting commercial category participation rather than a sales weight.
    - Evidence informing forecast-year allocation inputs; displayed values and growth are calculated: The current book-production portfolio separately offers poly bags, supporting commercial category participation rather than a sales weight.
    - Evidence informing base-year allocation inputs; displayed values and growth are calculated: The current portfolio offers shrink-wrap independently of other finishing options.
    - Evidence informing forecast-year allocation inputs; displayed values and growth are calculated: The current portfolio offers shrink-wrap independently of other finishing options.
45. Sell Books on Shopify - Lulu
    - Evidence informing forecast-year allocation inputs; displayed values and growth are calculated: The offered storefront-to-print-and-ship route supports an accessible production-linked parcel channel, not assumed demand.
    - Evidence informing forecast-year allocation inputs; displayed values and growth are calculated: Direct fulfillment availability supports the parcel-use scenario without establishing envelope mix.
    - Evidence informing forecast-year allocation inputs; displayed values and growth are calculated: Direct fulfillment availability supports the parcel-use scenario without establishing bag mix.
46. European Commission - New EU Rules on Packaging Enter into Application
    - Evidence informing forecast-year allocation inputs; displayed values and growth are calculated: Regional packaging minimization supports a directional right-sizing premise, not a measured global box-price effect.
    - Evidence informing forecast-year allocation inputs; displayed values and growth are calculated: Waste-reduction requirements inform the bounded substitution scenario; they do not quantify band adoption.
    - Evidence informing forecast-year allocation inputs; displayed values and growth are calculated: Regional circularity requirements inform lower lightweight-bag exposure without implying a global book-bag ban.
    - Evidence informing forecast-year allocation inputs; displayed values and growth are calculated: Material substitution remains partly internal to the combined film-and-paper category.
    - Evidence informing forecast-year allocation inputs; displayed values and growth are calculated: Regional recyclability pressure informs the niche substitution scenario, not an observed blister-sales decline.
    - Evidence informing forecast-year allocation inputs; displayed values and growth are calculated: Empty-space reduction provides a directional premise for lower cushioning allowance per individual box.
47. Digital Printing - U.S. Government Publishing Office
    - Evidence informing base-year allocation inputs; displayed values and growth are calculated: Procurement examples allow offset or digital alternatives while restricting some digital variants, supporting an acceptance- and run-mix model rather than a universal quality ranking. This is a modeling premise, not an observed process share.
    - Evidence informing forecast-year allocation inputs; displayed values and growth are calculated: Procurement examples allow offset or digital alternatives while restricting some digital variants, supporting an acceptance- and run-mix model rather than a universal quality ranking. This is a modeling premise, not an observed process share.
    - Evidence informing base-year allocation inputs; displayed values and growth are calculated: The purchasing guidance supports conditional digital substitution, not unrestricted interchangeability or an observed forecast allocation.
    - Evidence informing forecast-year allocation inputs; displayed values and growth are calculated: The purchasing guidance supports conditional digital substitution, not unrestricted interchangeability or an observed forecast allocation.

48. Clays demonstrate dedication to digital investment
    - Evidence informing base-year allocation inputs; displayed values and growth are calculated: Reports xx.xx books annually and xx.xx books of digital capacity in an older investment statement; this constrains scale but is not a 2025 realized output mix.
    - Evidence informing forecast-year allocation inputs; displayed values and growth are calculated: Reports xx.xx books annually and xx.xx books of digital capacity in an older investment statement; this constrains scale but is not a 2025 realized output mix.
    - Evidence informing base-year allocation inputs; displayed values and growth are calculated: The company's inkjet investment supports an existing book-production application and a conditional adoption premise, not a quantified global forecast.
    - Evidence informing forecast-year allocation inputs; displayed values and growth are calculated: The company's inkjet investment supports an existing book-production application and a conditional adoption premise, not a quantified global forecast.
    - Evidence informing base-year allocation inputs; displayed values and growth are calculated: The capacity/output comparison is a limited commercial check on continued conventional book production, not a direct offset revenue observation.
    - Evidence informing forecast-year allocation inputs; displayed values and growth are calculated: The capacity/output comparison is a limited commercial check on continued conventional book production, not a direct offset revenue observation.
49. ISO/TC 130 - Guidelines for Using Print Production Standards, Version 1.0, 2019
    - Evidence informing base-year allocation inputs; displayed values and growth are calculated: Distinguishes packaging use cases and printing processes, supporting allocation of gravure to book-associated components rather than the full value of a book.
    - Evidence informing forecast-year allocation inputs; displayed values and growth are calculated: Distinguishes packaging use cases and printing processes, supporting allocation of gravure to book-associated components rather than the full value of a book.
    - Evidence informing base-year allocation inputs; displayed values and growth are calculated: Identifies flexographic packaging applications; the book-specific spending budget and process coefficients remain modeled.
    - Evidence informing forecast-year allocation inputs; displayed values and growth are calculated: Identifies flexographic packaging applications; the book-specific spending budget and process coefficients remain modeled.
50. Premium Layflat Photo Books - PhotobookShop
    - Evidence informing base-year allocation inputs; displayed values and growth are calculated: Offers bound silver-halide photographic books and distinguishes them from digitally printed alternatives, supporting the model's separate photographic category rather than an observed sales weight.
    - Evidence informing forecast-year allocation inputs; displayed values and growth are calculated: Offers bound silver-halide photographic books and distinguishes them from digitally printed alternatives, supporting the model's separate photographic category rather than an observed sales weight.
51. The Cormac McCarthy Collection - The Folio Society
    - Evidence informing base-year allocation inputs; displayed values and growth are calculated: Documents screen-printed cloth covers on physical book editions, supporting component-level commercial attribution. It does not measure supplier component receipts or global uptake.
    - Evidence informing forecast-year allocation inputs; displayed values and growth are calculated: Documents screen-printed cloth covers on physical book editions, supporting component-level commercial attribution. It does not measure supplier component receipts or global uptake.

52. Risograph Digital Duplicator Order Form, 2026 - Minneapolis College of Art and Design
    - Evidence informing base-year allocation inputs; displayed values and growth are calculated: The 2026 institutional form recognizes Risograph book/booklet orders but excludes assembly. It supports a limited application boundary, not 2025 external commercial volume; internal institutional charges are excluded from the numerator.
    - Evidence informing forecast-year allocation inputs; displayed values and growth are calculated: The 2026 institutional form recognizes Risograph book/booklet orders but excludes assembly. It supports a limited application boundary, not 2025 external commercial volume; internal institutional charges are excluded from the numerator.
53. American Printing House - 2024 Annual Report
    - Evidence informing base-year allocation inputs; displayed values and growth are calculated: Fiscal 2024 product sales were USD xx.xx; braille publications represented xx.xx% of product sales; xx.xx braille volumes were produced. These inputs constrain an adjusted production-realization proxy, not a global market share.
    - Evidence informing base-year allocation inputs; displayed values and growth are calculated: The decline from xx.xx braille volumes in 2022 qualifies a uniform physical-demand growth assumption and informs the slower relative forecast activity weight.
    - Evidence informing forecast-year allocation inputs; displayed values and growth are calculated: Fiscal 2024 product sales were USD xx.xx; braille publications represented xx.xx% of product sales; xx.xx braille volumes were produced. These inputs constrain an adjusted production-realization proxy, not a global market share.
    - Evidence informing forecast-year allocation inputs; displayed values and growth are calculated: The decline from xx.xx braille volumes in 2022 qualifies a uniform physical-demand growth assumption and informs the slower relative forecast activity weight.
54. Kodak Moments Kiosk - Kodak Alaris
    - Evidence informing base-year allocation inputs; displayed values and growth are calculated: Advertises book-capable retail kiosk equipment and a photographic-printing portfolio. Used only as a commercial-route premise for the thermal working estimate, not as evidence of thermal book-service sales, utilization or the final share.
    - Evidence informing forecast-year allocation inputs; displayed values and growth are calculated: Advertises book-capable retail kiosk equipment and a photographic-printing portfolio. Used only as a commercial-route premise for the thermal working estimate, not as evidence of thermal book-service sales, utilization or the final share.
55. 二〇二一年全国新闻出版业基本情况
    - Evidence informing base-year allocation inputs; displayed values and growth are calculated: Official 2021 aggregate textbook output distinguishes school, tertiary and vocational/adult activity; historical volumes require value and global-scope adjustments.
    - Evidence informing forecast-year allocation inputs; displayed values and growth are calculated: Official 2021 aggregate textbook output distinguishes school, tertiary and vocational/adult activity; historical volumes require value and global-scope adjustments.
    - Evidence informing base-year allocation inputs; displayed values and growth are calculated: Secondary, primary and teaching-book aggregate sheet counts form the school activity weight.
    - Evidence informing forecast-year allocation inputs; displayed values and growth are calculated: Secondary, primary and teaching-book aggregate sheet counts form the school activity weight.
    - Evidence informing base-year allocation inputs; displayed values and growth are calculated: Tertiary textbook aggregate output supplies the higher-education activity input before an assumed relative-service-value adjustment.
    - Evidence informing forecast-year allocation inputs; displayed values and growth are calculated: Tertiary textbook aggregate output supplies the higher-education activity input before an assumed relative-service-value adjustment.
    - Evidence informing base-year allocation inputs; displayed values and growth are calculated: Vocational, adult and literacy textbook output supplies the corresponding historical activity input.
    - Evidence informing forecast-year allocation inputs; displayed values and growth are calculated: Vocational, adult and literacy textbook output supplies the corresponding historical activity input.

56. Music, printed or in manuscript imports by country, 2024 - World Integrated Trade Solution
    - Evidence informing base-year allocation inputs; displayed values and growth are calculated: Official HS xx.xx import observations constrain the music-publication value bridge; domestic supply, physical-book eligibility and the printing-service fraction remain modeled.
    - Evidence informing forecast-year allocation inputs; displayed values and growth are calculated: Official HS xx.xx import observations constrain the music-publication value bridge; domestic supply, physical-book eligibility and the printing-service fraction remain modeled.
57. Bloomsbury Publishing - 2024/25 Results Presentation
    - Evidence informing base-year allocation inputs; displayed values and growth are calculated: Separate Academic & Professional print, digital and rights/service receipts demonstrate the required physical-revenue boundary; company mix is not treated as global market share.
    - Evidence informing forecast-year allocation inputs; displayed values and growth are calculated: Separate Academic & Professional print, digital and rights/service receipts demonstrate the required physical-revenue boundary; company mix is not treated as global market share.
    - Evidence informing base-year allocation inputs; displayed values and growth are calculated: Observed physical academic publishing activity supports commercial applicability but does not verify the assumed global research/reference ratio.
    - Evidence informing forecast-year allocation inputs; displayed values and growth are calculated: Observed physical academic publishing activity supports commercial applicability but does not verify the assumed global research/reference ratio.
58. HDSB - RFSQ 26-013: Yearbook Software and Printing Services
    - Evidence informing base-year allocation inputs; displayed values and growth are calculated: The qualification notice establishes a commissioned yearbook scope including printing, binding and school delivery; it supplies no awarded value and is not used as a sales weight.
    - Evidence informing forecast-year allocation inputs; displayed values and growth are calculated: The qualification notice establishes a commissioned yearbook scope including printing, binding and school delivery; it supplies no awarded value and is not used as a sales weight.
    - Evidence informing base-year allocation inputs; displayed values and growth are calculated: The yearbook qualification notice restricts supply to prequalified vendors while permitting school bulk orders and individual ordering. It supports separating commissioning authority from ultimate payment, but discloses no fulfilled-order value.
    - Evidence informing forecast-year allocation inputs; displayed values and growth are calculated: The yearbook qualification notice restricts supply to prequalified vendors while permitting school bulk orders and individual ordering. It supports separating commissioning authority from ultimate payment, but discloses no fulfilled-order value.
    - Evidence informing base-year allocation inputs; displayed values and growth are calculated: The individual-ordering option establishes an attribution uncertainty relevant to the modeled household portion; it does not establish the assumed xx.xx% proportion.
    - Evidence informing forecast-year allocation inputs; displayed values and growth are calculated: The individual-ordering option establishes an attribution uncertainty relevant to the modeled household portion; it does not establish the assumed xx.xx% proportion.

59. U.S. Census Bureau - 2022 Economic Census, Books Printing Questionnaire MC-32312
    - Evidence informing base-year allocation inputs; displayed values and growth are calculated: The official printing questionnaire supports the distinction between textbook and general-book production; recognition is not treated as a revenue weight.
    - Evidence informing forecast-year allocation inputs; displayed values and growth are calculated: The official printing questionnaire supports the distinction between textbook and general-book production; recognition is not treated as a revenue weight.
    - Evidence informing base-year allocation inputs; displayed values and growth are calculated: Recognized coloring-book output supports treating recreational activity commissions separately from institutional textbooks according to purpose.
    - Evidence informing forecast-year allocation inputs; displayed values and growth are calculated: Recognized coloring-book output supports treating recreational activity commissions separately from institutional textbooks according to purpose.
60. Press Information Bureau - Department of School Education & Literacy, Year End Review 2024
    - Evidence informing base-year allocation inputs; displayed values and growth are calculated: The government review describes substantial NCERT physical-textbook activity, independently qualifying the physical-availability premise without establishing attributable supplier revenue.
    - Evidence informing forecast-year allocation inputs; displayed values and growth are calculated: The government review describes substantial NCERT physical-textbook activity, independently qualifying the physical-availability premise without establishing attributable supplier revenue.
61. 2022 North American Industry Classification System - United States
    - Evidence informing base-year allocation inputs; displayed values and growth are calculated: Dedicated book-publishing activity is separated from institutional primary activities and printing without publishing, constraining the Publishing Organizations numerator.
    - Evidence informing forecast-year allocation inputs; displayed values and growth are calculated: Dedicated book-publishing activity is separated from institutional primary activities and printing without publishing, constraining the Publishing Organizations numerator.
62. U.S. Census Bureau - Books Printing: 2002
    - Evidence informing base-year allocation inputs; displayed values and growth are calculated: Table xx.xx reports 2002 U.S. books-printing contract-work costs of USD xx.xx and shipments of USD xx.xx. Their ratio supplies a dated manufacturing-subcontract proxy, held constant within the forecast component.
    - Evidence informing forecast-year allocation inputs; displayed values and growth are calculated: Table xx.xx reports 2002 U.S. books-printing contract-work costs of USD xx.xx and shipments of USD xx.xx. Their ratio supplies a dated manufacturing-subcontract proxy, held constant within the forecast component.
    - Evidence informing base-year allocation inputs; displayed values and growth are calculated: The historical subcontract-cost input constrains the modeled transfer from publisher-origin commissioning to performing suppliers, without adding another gross contract value.
    - Evidence informing forecast-year allocation inputs; displayed values and growth are calculated: The historical subcontract-cost input constrains the modeled transfer from publisher-origin commissioning to performing suppliers, without adding another gross contract value.
63. Samfine Creation Holdings Group Limited - Form 20-F for the year ended December 31, 2025
    - Evidence informing base-year allocation inputs; displayed values and growth are calculated: The company reports USD xx.xx of 2025 book-product revenue and principally serves book traders that secure printing contracts and outsource production. This is a supplier-specific quantitative role check, not a Global allocation weight.
    - Evidence informing forecast-year allocation inputs; displayed values and growth are calculated: The company reports USD xx.xx of 2025 book-product revenue and principally serves book traders that secure printing contracts and outsource production. This is a supplier-specific quantitative role check, not a Global allocation weight.

64. Ministry of Education - NCERT and Amazon Letter of Engagement, October 7, 2024
    - Evidence informing base-year allocation inputs; displayed values and growth are calculated: The October xx.xx 2024 announcement targeted xx.xx NCERT books for academic 2025-xx.xx. This is a planned institutional activity anchor; realization, eligible receipts and subsequent growth are modeled separately.
    - Evidence informing forecast-year allocation inputs; displayed values and growth are calculated: The October xx.xx 2024 announcement targeted xx.xx NCERT books for academic 2025-xx.xx. This is a planned institutional activity anchor; realization, eligible receipts and subsequent growth are modeled separately.
65. Bangladesh e-GP - NCTB/TEXTBOOK/2025, Package GD.102_SEC_8.031
    - Evidence informing base-year allocation inputs; displayed values and growth are calculated: The government-funded procurement plan specifies xx.xx academic-2025 textbook copies and an estimated BDT xx.xx for printing, binding and supply. It constrains commercial order scale and local unit-budget plausibility, not realized annual revenue.
    - Evidence informing forecast-year allocation inputs; displayed values and growth are calculated: The government-funded procurement plan specifies xx.xx academic-2025 textbook copies and an estimated BDT xx.xx for printing, binding and supply. It constrains commercial order scale and local unit-budget plausibility, not realized annual revenue.
66. Students suffer as NCTB fails to deliver books - The Daily Star, January 17, 2025
    - Evidence informing base-year allocation inputs; displayed values and growth are calculated: The January xx.xx 2025 report corroborates the dated approximately xx.xx-copy textbook target and early-year delivery disruption. Target realization and supplier receipts remain modeled.
67. Secondary-level students: A new year without full set of books for many - The Daily Star, December 28, 2025
    - Evidence informing forecast-year allocation inputs; displayed values and growth are calculated: The December xx.xx 2025 report corroborates the approximately xx.xx-copy academic-2026 target and continued delivery slippage. It informs a normalization assumption, not an observed 2032 share.
68. Business Books - Print Professional, Custom Corporate Books | Blurb
    - Evidence informing base-year allocation inputs; displayed values and growth are calculated: The business-book offering includes organizational presentation and corporate-gift applications. It establishes an in-scope commissioning proposition, not the modeled global copy quantity or spending.
    - Evidence informing forecast-year allocation inputs; displayed values and growth are calculated: The business-book offering includes organizational presentation and corporate-gift applications. It establishes an in-scope commissioning proposition, not the modeled global copy quantity or spending.
69. How to Use Lulu to Support Your Nonprofit | Lulu
    - Evidence informing base-year allocation inputs; displayed values and growth are calculated: The platform permits an organization or charity to receive creator proceeds. This supports excluding beneficiary-only arrangements from nonprofit commissioning; it does not measure nonprofit printing purchases.
    - Evidence informing forecast-year allocation inputs; displayed values and growth are calculated: The platform permits an organization or charity to receive creator proceeds. This supports excluding beneficiary-only arrangements from nonprofit commissioning; it does not measure nonprofit printing purchases.

70. News Corp - Form 10-K for the fiscal year ended June 30, 2025
    - Evidence informing base-year allocation inputs; displayed values and growth are calculated: Fiscal 2025 consumer backlist revenue of xx.xx% and digital revenue of xx.xx% anchor the assumed physical-backlist bridge and its forecast starting model.
    - Evidence informing forecast-year allocation inputs; displayed values and growth are calculated: Fiscal 2025 consumer backlist revenue of xx.xx% and digital revenue of xx.xx% anchor the assumed physical-backlist bridge and its forecast starting model.
    - Evidence informing base-year allocation inputs; displayed values and growth are calculated: The disclosed backlist mix constrains recurring-title demand; its division into replenishment and POD remains modeled.
    - Evidence informing forecast-year allocation inputs; displayed values and growth are calculated: The disclosed backlist mix constrains recurring-title demand; its division into replenishment and POD remains modeled.
    - Evidence informing base-year allocation inputs; displayed values and growth are calculated: The complementary frontlist population supports the launch-stock cohort after physical-format adjustments.
    - Evidence informing forecast-year allocation inputs; displayed values and growth are calculated: The complementary frontlist population supports the launch-stock cohort after physical-format adjustments.
71. News Corp - Form 10-K for the fiscal year ended June 30, 2026
    - Evidence informing forecast-year allocation inputs; displayed values and growth are calculated: Fiscal 2026 backlist revenue of xx.xx% and digital revenue of xx.xx% lower the forecast physical-backlist proxy instead of assuming continued backlist expansion.
    - Evidence informing forecast-year allocation inputs; displayed values and growth are calculated: The updated catalog mix changes the forecast population available for repeat inventory releases.
    - Evidence informing forecast-year allocation inputs; displayed values and growth are calculated: The updated frontlist/backlist bridge changes the forecast planned-production weight; no 2032 share is disclosed.
72. How Do Lulu Direct Orders Work?
    - Evidence informing base-year allocation inputs; displayed values and growth are calculated: Lulu describes printing after customer purchase and distinguishes production from subsequent shipment, supporting recipient-order attribution rather than technology-based classification.
    - Evidence informing forecast-year allocation inputs; displayed values and growth are calculated: Lulu describes printing after customer purchase and distinguishes production from subsequent shipment, supporting recipient-order attribution rather than technology-based classification.
    - Evidence informing base-year allocation inputs; displayed values and growth are calculated: No minimum order and one-copy ordering establish commercial feasibility, not the number or value of single-copy releases.
    - Evidence informing forecast-year allocation inputs; displayed values and growth are calculated: No minimum order and one-copy ordering establish commercial feasibility, not the number or value of single-copy releases.
    - Evidence informing base-year allocation inputs; displayed values and growth are calculated: One POD offering accepts hundreds of copies, independently challenging a POD-equals-single-copy allocation.
    - Evidence informing forecast-year allocation inputs; displayed values and growth are calculated: One POD offering accepts hundreds of copies, independently challenging a POD-equals-single-copy allocation.
    - Evidence informing base-year allocation inputs; displayed values and growth are calculated: Orders can extend into thousands within the same offering; the production trigger therefore does not uniquely identify the working run band.
    - Evidence informing forecast-year allocation inputs; displayed values and growth are calculated: Orders can extend into thousands within the same offering; the production trigger therefore does not uniquely identify the working run band.

73. Supply Chain - Clays
    - Evidence informing base-year allocation inputs; displayed values and growth are calculated: Clays describes differentiated backlist arrangements and stock visibility, supporting a separate inventory-replenishment cohort without establishing its numerical prevalence.
    - Evidence informing forecast-year allocation inputs; displayed values and growth are calculated: Clays describes differentiated backlist arrangements and stock visibility, supporting a separate inventory-replenishment cohort without establishing its numerical prevalence.
    - Evidence informing base-year allocation inputs; displayed values and growth are calculated: New-title consolidation and predictable annual backlist demand support retaining planned inventory commitments; short-run printing is explicitly not necessarily POD.
    - Evidence informing forecast-year allocation inputs; displayed values and growth are calculated: New-title consolidation and predictable annual backlist demand support retaining planned inventory commitments; short-run printing is explicitly not necessarily POD.
    - Evidence informing base-year allocation inputs; displayed values and growth are calculated: Clays explicitly distinguishes short-run work from POD, supporting category separation rather than a technological proxy for value share.
    - Evidence informing forecast-year allocation inputs; displayed values and growth are calculated: Clays explicitly distinguishes short-run work from POD, supporting category separation rather than a technological proxy for value share.
74. Smart Backlist Management: When to Hold and When to Print-on-Demand
    - Evidence informing base-year allocation inputs; displayed values and growth are calculated: Sheridan describes low-volume titles moving to POD while other titles retain inventory, supporting differentiated release-policy assumptions rather than a uniform backlist-to-POD conversion.
    - Evidence informing forecast-year allocation inputs; displayed values and growth are calculated: Sheridan describes low-volume titles moving to POD while other titles retain inventory, supporting differentiated release-policy assumptions rather than a uniform backlist-to-POD conversion.
    - Evidence informing base-year allocation inputs; displayed values and growth are calculated: A disclosed customer example uses a stock threshold to trigger a 2,000-copy replenishment order. It establishes the commercial mechanism, not a market-wide share.
    - Evidence informing forecast-year allocation inputs; displayed values and growth are calculated: A disclosed customer example uses a stock threshold to trigger a 2,000-copy replenishment order. It establishes the commercial mechanism, not a market-wide share.

75. Shortage of NCERT textbooks - Rajya Sabha Unstarred Question No. 1941, December 17, 2025
    - Evidence informing base-year allocation inputs; displayed values and growth are calculated: Advance enrollment-based forecasting, academic-session readiness and a fiscal 2025-xx.xx plan for approximately xx.xx textbooks support a substantial calendar-driven stock cohort. The target is not realized production.
    - Evidence informing forecast-year allocation inputs; displayed values and growth are calculated: Advance enrollment-based forecasting, academic-session readiness and a fiscal 2025-xx.xx plan for approximately xx.xx textbooks support a substantial calendar-driven stock cohort. The target is not realized production.
    - Evidence informing base-year allocation inputs; displayed values and growth are calculated: Phased supply and inventory monitoring support distinguishing ongoing availability obligations from individual-recipient POD, without quantifying replenishment's global prevalence.
    - Evidence informing forecast-year allocation inputs; displayed values and growth are calculated: Phased supply and inventory monitoring support distinguishing ongoing availability obligations from individual-recipient POD, without quantifying replenishment's global prevalence.
    - Evidence informing base-year allocation inputs; displayed values and growth are calculated: The official answer distinguishes printer empanelment from approximately xx.xx distribution vendors and describes planned fiscal 2025-xx.xx printing of approximately xx.xx textbooks. It supports commissioning-versus-distribution separation, not a realized monetary channel split.
    - Evidence informing forecast-year allocation inputs; displayed values and growth are calculated: The official answer distinguishes printer empanelment from approximately xx.xx distribution vendors and describes planned fiscal 2025-xx.xx printing of approximately xx.xx textbooks. It supports commissioning-versus-distribution separation, not a realized monetary channel split.
    - Evidence informing base-year allocation inputs; displayed values and growth are calculated: Phased textbook supply supports treating annual institutional quantities separately from production batches; it does not disclose the medium-run allocation.
    - Evidence informing forecast-year allocation inputs; displayed values and growth are calculated: Phased textbook supply supports treating annual institutional quantities separately from production batches; it does not disclose the medium-run allocation.
    - Evidence informing base-year allocation inputs; displayed values and growth are calculated: The December xx.xx 2025 answer identifies a xx.xx-million-copy FY2025-xx.xx printing decision versus approximately xx.xx in recent years, a counterforce to assuming rapid long-run disappearance. Planned copies are not realized service revenue.
    - Evidence informing forecast-year allocation inputs; displayed values and growth are calculated: The December xx.xx 2025 answer identifies a xx.xx-million-copy FY2025-xx.xx printing decision versus approximately xx.xx in recent years, a counterforce to assuming rapid long-run disappearance. Planned copies are not realized service revenue.
76. Fulfillment Fee - Lulu Direct
    - Evidence informing base-year allocation inputs; displayed values and growth are calculated: The September 2026 schedule lists USD xx.xx per order regardless of item count, supporting an order-frequency effect on associated-service value. It does not verify the assumed historical or forecast multiplier.
    - Evidence informing forecast-year allocation inputs; displayed values and growth are calculated: The September 2026 schedule lists USD xx.xx per order regardless of item count, supporting an order-frequency effect on associated-service value. It does not verify the assumed historical or forecast multiplier.

77. InnerWorkings, Inc. - Form 10-K for the year ended December 31, 2019
    - Evidence informing base-year allocation inputs; displayed values and growth are calculated: The 2019 filing reports USD xx.xx gross profit on USD xx.xx revenue and describes purchased-product and direct-service costs. Historical reported margins constrain the modeled xx.xx% retained-fee ratio; they do not directly measure book-channel share.
    - Evidence informing forecast-year allocation inputs; displayed values and growth are calculated: The 2019 filing reports USD xx.xx gross profit on USD xx.xx revenue and describes purchased-product and direct-service costs. Historical reported margins constrain the modeled xx.xx% retained-fee ratio; they do not directly measure book-channel share.
    - Evidence informing base-year allocation inputs; displayed values and growth are calculated: The procurement-service margin comparison supports the fee-to-managed-spending bridge underlying the direct-channel complement. Carrying the normalized ratio into 2032 is explicitly a forecast assumption.
    - Evidence informing forecast-year allocation inputs; displayed values and growth are calculated: The procurement-service margin comparison supports the fee-to-managed-spending bridge underlying the direct-channel complement. Carrying the normalized ratio into 2032 is explicitly a forecast assumption.
78. Simplified Purchase Agreement - U.S. Government Publishing Office
    - Evidence informing base-year allocation inputs; displayed values and growth are calculated: SPA permits agency awards directly to certified vendors for purchases up to USD xx.xx while GPO pays vendors and invoices agencies. This supports classifying by the contracting relationship rather than the invoice payer, not a numerical global weight.
    - Evidence informing forecast-year allocation inputs; displayed values and growth are calculated: SPA permits agency awards directly to certified vendors for purchases up to USD xx.xx while GPO pays vendors and invoices agencies. This supports classifying by the contracting relationship rather than the invoice payer, not a numerical global weight.
79. Global Print Services | China, Europe, SE Asia, USA & India
    - Evidence informing base-year allocation inputs; displayed values and growth are calculated: Imago describes sourcing suppliers and coordinating multiple manufacturers for book-related projects. Its cumulative customer relationships establish the offered intermediary role but are not annual revenue or allocation weights.
    - Evidence informing forecast-year allocation inputs; displayed values and growth are calculated: Imago describes sourcing suppliers and coordinating multiple manufacturers for book-related projects. Its cumulative customer relationships establish the offered intermediary role but are not annual revenue or allocation weights.
80. Lion Rock Group Limited - Annual Report 2025
    - Evidence informing base-year allocation inputs; displayed values and growth are calculated: Own-business 2025 turnover changes of minus xx.xx% for APOL and minus xx.xx% for Regent challenge uniform intermediary growth; Regent's non-book focus limits its relevance. These observations support avoiding an additional adoption uplift.
    - Evidence informing forecast-year allocation inputs; displayed values and growth are calculated: Own-business 2025 turnover changes of minus xx.xx% for APOL and minus xx.xx% for Regent challenge uniform intermediary growth; Regent's non-book focus limits its relevance. These observations support avoiding an additional adoption uplift.
    - Evidence informing base-year allocation inputs; displayed values and growth are calculated: Manufacturing turnover changes of minus xx.xx% at xx.xx Printing and plus xx.xx% at Papercraft demonstrate differing supplier trajectories rather than a simple common channel-growth pattern; these are not direct-contracting market shares.
    - Evidence informing forecast-year allocation inputs; displayed values and growth are calculated: Manufacturing turnover changes of minus xx.xx% at xx.xx Printing and plus xx.xx% at Papercraft demonstrate differing supplier trajectories rather than a simple common channel-growth pattern; these are not direct-contracting market shares.

81. Imprint Digital - Book Printing Prices UK

- Evidence informing base-year allocation inputs; displayed values and growth are calculated: The inspected schedule quotes GBP xx.xx at xx.xx copies for one paperback specification, supporting a relative-price input, not a historical global realization.
- Evidence informing forecast-year allocation inputs; displayed values and growth are calculated: The inspected schedule quotes GBP xx.xx at xx.xx copies for one paperback specification, supporting a relative-price input, not a historical global realization.
- Evidence informing base-year allocation inputs; displayed values and growth are calculated: GBP xx.xx at xx.xx copies supplies the medium-run reference index; format and delivery differences require separate treatment.
- Evidence informing forecast-year allocation inputs; displayed values and growth are calculated: GBP xx.xx at xx.xx copies supplies the medium-run reference index; format and delivery differences require separate treatment.
- Evidence informing base-year allocation inputs; displayed values and growth are calculated: The quantity-price curve anchors the reference from which the long-run discount is assumed; no long-run price or future share is disclosed.
- Evidence informing forecast-year allocation inputs; displayed values and growth are calculated: The quantity-price curve anchors the reference from which the long-run discount is assumed; no long-run price or future share is disclosed.

82. Print Options

- Evidence informing base-year allocation inputs; displayed values and growth are calculated: KDP distinguishes black-and-white from color records and locks ink type after publication. These platform-specific conditions qualify switching assumptions, not market weights. ([kdp.amazon.com](https://kdp.amazon.com/en_US/help/topic/G201834180))
- Evidence informing forecast-year allocation inputs; displayed values and growth are calculated: KDP distinguishes black-and-white from color records and locks ink type after publication. These platform-specific conditions qualify switching assumptions, not market weights. ([kdp.amazon.com](https://kdp.amazon.com/en_US/help/topic/G201834180))
- Evidence informing base-year allocation inputs; displayed values and growth are calculated: The displayed platform menu does not establish designated spot-color availability or sales; a general color option is not used as evidence of spot-color demand. ([kdp.amazon.com](https://kdp.amazon.com/en_US/help/topic/G201834180))
- Evidence informing forecast-year allocation inputs; displayed values and growth are calculated: The displayed platform menu does not establish designated spot-color availability or sales; a general color option is not used as evidence of spot-color demand. ([kdp.amazon.com](https://kdp.amazon.com/en_US/help/topic/G201834180))
- Evidence informing base-year allocation inputs; displayed values and growth are calculated: Standard color is unavailable for hardcover, but premium color is available. Both process-color tiers belong within the modeled Full-Color Interiors category. ([kdp.amazon.com](https://kdp.amazon.com/en_US/help/topic/G201834180))
- Evidence informing forecast-year allocation inputs; displayed values and growth are calculated: Standard color is unavailable for hardcover, but premium color is available. Both process-color tiers belong within the modeled Full-Color Interiors category. ([kdp.amazon.com](https://kdp.amazon.com/en_US/help/topic/G201834180))

83. Synthèse des chiffres de l'édition jeunesse 2024-2025

- Evidence informing base-year allocation inputs; displayed values and growth are calculated: The primary French publishing survey reports a xx.xx% decline in illustrated early-childhood volumes and a xx.xx% decline in youth-fiction volumes in 2024. These differing outcomes challenge an aggressive universal color-growth assumption. ([sne.fr](https://www.sne.fr/actu/synthese-des-chiffres-de-ledition-jeunesse-2024-2025/))
- Evidence informing forecast-year allocation inputs; displayed values and growth are calculated: The primary French publishing survey reports a xx.xx% decline in illustrated early-childhood volumes and a xx.xx% decline in youth-fiction volumes in 2024. These differing outcomes challenge an aggressive universal color-growth assumption. ([sne.fr](https://www.sne.fr/actu/synthese-des-chiffres-de-ledition-jeunesse-2024-2025/))

20.2. China

Table 509. China Book Printing & Packaging Services Market Size, 2017-2040 (USD Million)

Country	2017	2024	2025	2026	2027	2032	2040	CAGR (%)
China	**xx.xx**	**xx.xx**	**xx.xx**	**xx.xx**	**xx.xx**	**xx.xx**	**xx.xx**	**xx.xx**

Table 510. China Book Printing & Packaging Services Market Size, by Service Offering, 2017-2040 (USD Million)

Service Offering	2017	2024	2025	2026	2027	2032	2040	CAGR (%)
Book Packaging Production	xx.xx	xx.xx	xx.xx	xx.xx	xx.xx	xx.xx	xx.xx	xx.xx
Book Packing & Kitting	xx.xx	xx.xx	xx.xx	xx.xx	xx.xx	xx.xx	xx.xx	xx.xx
Book Printing	xx.xx	xx.xx	xx.xx	xx.xx	xx.xx	xx.xx	xx.xx	xx.xx
Bookbinding & Finishing	xx.xx	xx.xx	xx.xx	xx.xx	xx.xx	xx.xx	xx.xx	xx.xx
Prepress Services	xx.xx	xx.xx	xx.xx	xx.xx	xx.xx	xx.xx	xx.xx	xx.xx
Print Production Management	xx.xx	xx.xx	xx.xx	xx.xx	xx.xx	xx.xx	xx.xx	xx.xx
Production-Linked Fulfillment	xx.xx	xx.xx	xx.xx	xx.xx	xx.xx	xx.xx	xx.xx	xx.xx
Total	**xx.xx**	**xx.xx**	**xx.xx**	**xx.xx**	**xx.xx**	**xx.xx**	**xx.xx**	**xx.xx**

Table 511. China Book Printing & Packaging Services Market Size, by Book Format, 2017-2040 (USD Million)

Book Format	2017	2024	2025	2026	2027	2032	2040	CAGR (%)
Accordion-Fold Books	xx.xx	xx.xx	xx.xx	xx.xx	xx.xx	xx.xx	xx.xx	xx.xx
Bath Books	xx.xx	xx.xx	xx.xx	xx.xx	xx.xx	xx.xx	xx.xx	xx.xx
Board Books	xx.xx	xx.xx	xx.xx	xx.xx	xx.xx	xx.xx	xx.xx	xx.xx
Foam Books	xx.xx	xx.xx	xx.xx	xx.xx	xx.xx	xx.xx	xx.xx	xx.xx
Hardcover Books	xx.xx	xx.xx	xx.xx	xx.xx	xx.xx	xx.xx	xx.xx	xx.xx
Loose-Leaf Books	xx.xx	xx.xx	xx.xx	xx.xx	xx.xx	xx.xx	xx.xx	xx.xx
Paperback & Softcover Books	xx.xx	xx.xx	xx.xx	xx.xx	xx.xx	xx.xx	xx.xx	xx.xx
Saddle-Stitched Booklets	xx.xx	xx.xx	xx.xx	xx.xx	xx.xx	xx.xx	xx.xx	xx.xx
Slide-Bound Books	xx.xx	xx.xx	xx.xx	xx.xx	xx.xx	xx.xx	xx.xx	xx.xx
Textile Books	xx.xx	xx.xx	xx.xx	xx.xx	xx.xx	xx.xx	xx.xx	xx.xx
Wire, Coil & Comb-Bound Books	xx.xx	xx.xx	xx.xx	xx.xx	xx.xx	xx.xx	xx.xx	xx.xx
Total	**xx.xx**	**xx.xx**	**xx.xx**	**xx.xx**	**xx.xx**	**xx.xx**	**xx.xx**	**xx.xx**

Table 512. China Book Printing & Packaging Services Market Size, by Packaging Format, 2017-2040 (USD Million)

Packaging Format	2017	2024	2025	2026	2027	2032	2040	CAGR (%)
Bags & Pouches	xx.xx	xx.xx	xx.xx	xx.xx	xx.xx	xx.xx	xx.xx	xx.xx
Blister & Clamshell Packs	xx.xx	xx.xx	xx.xx	xx.xx	xx.xx	xx.xx	xx.xx	xx.xx
Boxes & Lidded Cases	xx.xx	xx.xx	xx.xx	xx.xx	xx.xx	xx.xx	xx.xx	xx.xx
Envelopes, Wallets & Folders	xx.xx	xx.xx	xx.xx	xx.xx	xx.xx	xx.xx	xx.xx	xx.xx
Film & Paper Wraps	xx.xx	xx.xx	xx.xx	xx.xx	xx.xx	xx.xx	xx.xx	xx.xx
Protective Inserts & Cushioning	xx.xx	xx.xx	xx.xx	xx.xx	xx.xx	xx.xx	xx.xx	xx.xx
Seals & Strapping	xx.xx	xx.xx	xx.xx	xx.xx	xx.xx	xx.xx	xx.xx	xx.xx
Sleeves & Wraparound Bands	xx.xx	xx.xx	xx.xx	xx.xx	xx.xx	xx.xx	xx.xx	xx.xx
Slipcases	xx.xx	xx.xx	xx.xx	xx.xx	xx.xx	xx.xx	xx.xx	xx.xx
Others	xx.xx	xx.xx	xx.xx	xx.xx	xx.xx	xx.xx	xx.xx	xx.xx
Total	**xx.xx**	**xx.xx**	**xx.xx**	**xx.xx**	**xx.xx**	**xx.xx**	**xx.xx**	**xx.xx**

Table 513. China Book Printing & Packaging Services Market Size, by Printing Technology, 2017-2040 (USD Million)

Printing Technology	2017	2024	2025	2026	2027	2032	2040	CAGR (%)
Braille Embossing	xx.xx	xx.xx	xx.xx	xx.xx	xx.xx	xx.xx	xx.xx	xx.xx
Digital Printing	xx.xx	xx.xx	xx.xx	xx.xx	xx.xx	xx.xx	xx.xx	xx.xx
Flexographic Printing	xx.xx	xx.xx	xx.xx	xx.xx	xx.xx	xx.xx	xx.xx	xx.xx
Gravure Printing	xx.xx	xx.xx	xx.xx	xx.xx	xx.xx	xx.xx	xx.xx	xx.xx
Letterpress Printing	xx.xx	xx.xx	xx.xx	xx.xx	xx.xx	xx.xx	xx.xx	xx.xx
Offset Lithography	xx.xx	xx.xx	xx.xx	xx.xx	xx.xx	xx.xx	xx.xx	xx.xx
Screen Printing	xx.xx	xx.xx	xx.xx	xx.xx	xx.xx	xx.xx	xx.xx	xx.xx
Silver-Halide Photographic Printing	xx.xx	xx.xx	xx.xx	xx.xx	xx.xx	xx.xx	xx.xx	xx.xx
Stencil Duplicator Printing	xx.xx	xx.xx	xx.xx	xx.xx	xx.xx	xx.xx	xx.xx	xx.xx
Others	xx.xx	xx.xx	xx.xx	xx.xx	xx.xx	xx.xx	xx.xx	xx.xx
Total	**xx.xx**	**xx.xx**	**xx.xx**	**xx.xx**	**xx.xx**	**xx.xx**	**xx.xx**	**xx.xx**

Table 514. China Book Printing & Packaging Services Market Size, by Offset Lithography, 2017-2040 (USD Million)

Offset Lithography	2017	2024	2025	2026	2027	2032	2040	CAGR (%)
Sheetfed Offset Printing	xx.xx	xx.xx	xx.xx	xx.xx	xx.xx	xx.xx	xx.xx	xx.xx
Web Offset Printing	xx.xx	xx.xx	xx.xx	xx.xx	xx.xx	xx.xx	xx.xx	xx.xx
Total	**xx.xx**	**xx.xx**	**xx.xx**	**xx.xx**	**xx.xx**	**xx.xx**	**xx.xx**	**xx.xx**

Table 515. China Book Printing & Packaging Services Market Size, by Digital Printing, 2017-2040 (USD Million)

Digital Printing	2017	2024	2025	2026	2027	2032	2040	CAGR (%)
Electrophotographic Printing	xx.xx	xx.xx	xx.xx	xx.xx	xx.xx	xx.xx	xx.xx	xx.xx
Inkjet Printing	xx.xx	xx.xx	xx.xx	xx.xx	xx.xx	xx.xx	xx.xx	xx.xx
Thermal Printing	xx.xx	xx.xx	xx.xx	xx.xx	xx.xx	xx.xx	xx.xx	xx.xx
Total	**xx.xx**	**xx.xx**	**xx.xx**	**xx.xx**	**xx.xx**	**xx.xx**	**xx.xx**	**xx.xx**

Table 516. China Book Printing & Packaging Services Market Size, by Publication Application, 2017-2040 (USD Million)

Publication Application	2017	2024	2025	2026	2027	2032	2040	CAGR (%)
Activity & Puzzle Books	xx.xx	xx.xx	xx.xx	xx.xx	xx.xx	xx.xx	xx.xx	xx.xx
Art & Photography Books	xx.xx	xx.xx	xx.xx	xx.xx	xx.xx	xx.xx	xx.xx	xx.xx
Commemorative & Personal Books	xx.xx	xx.xx	xx.xx	xx.xx	xx.xx	xx.xx	xx.xx	xx.xx
Educational & Training Books	xx.xx	xx.xx	xx.xx	xx.xx	xx.xx	xx.xx	xx.xx	xx.xx
General-Interest Books	xx.xx	xx.xx	xx.xx	xx.xx	xx.xx	xx.xx	xx.xx	xx.xx
Institutional & Corporate Books	xx.xx	xx.xx	xx.xx	xx.xx	xx.xx	xx.xx	xx.xx	xx.xx
Music Books & Scores	xx.xx	xx.xx	xx.xx	xx.xx	xx.xx	xx.xx	xx.xx	xx.xx
Religious & Devotional Books	xx.xx	xx.xx	xx.xx	xx.xx	xx.xx	xx.xx	xx.xx	xx.xx
Scholarly & Professional Books	xx.xx	xx.xx	xx.xx	xx.xx	xx.xx	xx.xx	xx.xx	xx.xx
Total	**xx.xx**	**xx.xx**	**xx.xx**	**xx.xx**	**xx.xx**	**xx.xx**	**xx.xx**	**xx.xx**

Table 517. China Book Printing & Packaging Services Market Size, by Educational & Training Books, 2017-2040 (USD Million)

Educational & Training Books	2017	2024	2025	2026	2027	2032	2040	CAGR (%)
Higher Education Textbooks	xx.xx	xx.xx	xx.xx	xx.xx	xx.xx	xx.xx	xx.xx	xx.xx
School Textbooks & Workbooks	xx.xx	xx.xx	xx.xx	xx.xx	xx.xx	xx.xx	xx.xx	xx.xx
Vocational & Continuing Education Books	xx.xx	xx.xx	xx.xx	xx.xx	xx.xx	xx.xx	xx.xx	xx.xx
Total	**xx.xx**	**xx.xx**	**xx.xx**	**xx.xx**	**xx.xx**	**xx.xx**	**xx.xx**	**xx.xx**

Table 518. China Book Printing & Packaging Services Market Size, by Commemorative & Personal Books, 2017-2040 (USD Million)

Commemorative & Personal Books	2017	2024	2025	2026	2027	2032	2040	CAGR (%)
Personal Photo & Memory Books	xx.xx	xx.xx	xx.xx	xx.xx	xx.xx	xx.xx	xx.xx	xx.xx
Yearbooks & Organizational Commemoratives	xx.xx	xx.xx	xx.xx	xx.xx	xx.xx	xx.xx	xx.xx	xx.xx
Total	**xx.xx**	**xx.xx**	**xx.xx**	**xx.xx**	**xx.xx**	**xx.xx**	**xx.xx**	**xx.xx**

Table 519. China Book Printing & Packaging Services Market Size, by Scholarly & Professional Books, 2017-2040 (USD Million)

Scholarly & Professional Books	2017	2024	2025	2026	2027	2032	2040	CAGR (%)
Professional & Technical Reference Books	xx.xx	xx.xx	xx.xx	xx.xx	xx.xx	xx.xx	xx.xx	xx.xx
Scholarly Research Books	xx.xx	xx.xx	xx.xx	xx.xx	xx.xx	xx.xx	xx.xx	xx.xx
Total	**xx.xx**	**xx.xx**	**xx.xx**	**xx.xx**	**xx.xx**	**xx.xx**	**xx.xx**	**xx.xx**

Table 520. China Book Printing & Packaging Services Market Size, by Buyer Type, 2017-2040 (USD Million)

Buyer Type	2017	2024	2025	2026	2027	2032	2040	CAGR (%)
Corporate & Commercial Buyers	xx.xx	xx.xx	xx.xx	xx.xx	xx.xx	xx.xx	xx.xx	xx.xx
Educational & Research Institutions	xx.xx	xx.xx	xx.xx	xx.xx	xx.xx	xx.xx	xx.xx	xx.xx
Government & Intergovernmental Bodies	xx.xx	xx.xx	xx.xx	xx.xx	xx.xx	xx.xx	xx.xx	xx.xx
Nonprofit & Membership Organizations	xx.xx	xx.xx	xx.xx	xx.xx	xx.xx	xx.xx	xx.xx	xx.xx
Print & Production Service Providers	xx.xx	xx.xx	xx.xx	xx.xx	xx.xx	xx.xx	xx.xx	xx.xx
Private Individuals & Households	xx.xx	xx.xx	xx.xx	xx.xx	xx.xx	xx.xx	xx.xx	xx.xx
Publishing Organizations	xx.xx	xx.xx	xx.xx	xx.xx	xx.xx	xx.xx	xx.xx	xx.xx
Self-Publishing Authors & Creators	xx.xx	xx.xx	xx.xx	xx.xx	xx.xx	xx.xx	xx.xx	xx.xx
Total	**xx.xx**	**xx.xx**	**xx.xx**	**xx.xx**	**xx.xx**	**xx.xx**	**xx.xx**	**xx.xx**

Table 521. China Book Printing & Packaging Services Market Size, by Production Model, 2017-2040 (USD Million)

Production Model	2017	2024	2025	2026	2027	2032	2040	CAGR (%)
Planned Stock Production	xx.xx	xx.xx	xx.xx	xx.xx	xx.xx	xx.xx	xx.xx	xx.xx
Print-on-Demand	xx.xx	xx.xx	xx.xx	xx.xx	xx.xx	xx.xx	xx.xx	xx.xx
Stock Replenishment	xx.xx	xx.xx	xx.xx	xx.xx	xx.xx	xx.xx	xx.xx	xx.xx
Total	**xx.xx**	**xx.xx**	**xx.xx**	**xx.xx**	**xx.xx**	**xx.xx**	**xx.xx**	**xx.xx**

Table 522. China Book Printing & Packaging Services Market Size, by Fulfillment Model, 2017-2040 (USD Million)

Fulfillment Model	2017	2024	2025	2026	2027	2032	2040	CAGR (%)
Consolidated Handoff	xx.xx	xx.xx	xx.xx	xx.xx	xx.xx	xx.xx	xx.xx	xx.xx
Distribution-List Delivery	xx.xx	xx.xx	xx.xx	xx.xx	xx.xx	xx.xx	xx.xx	xx.xx
Order-Level Fulfillment	xx.xx	xx.xx	xx.xx	xx.xx	xx.xx	xx.xx	xx.xx	xx.xx
Total	**xx.xx**	**xx.xx**	**xx.xx**	**xx.xx**	**xx.xx**	**xx.xx**	**xx.xx**	**xx.xx**

Table 523. China Book Printing & Packaging Services Market Size, by Procurement Channel, 2017-2040 (USD Million)

Procurement Channel	2017	2024	2025	2026	2027	2032	2040	CAGR (%)
Direct Provider Contracting	xx.xx	xx.xx	xx.xx	xx.xx	xx.xx	xx.xx	xx.xx	xx.xx
Intermediary-Led Contracting	xx.xx	xx.xx	xx.xx	xx.xx	xx.xx	xx.xx	xx.xx	xx.xx
Total	**xx.xx**	**xx.xx**	**xx.xx**	**xx.xx**	**xx.xx**	**xx.xx**	**xx.xx**	**xx.xx**

Table 524. China Book Printing & Packaging Services Market Size, by Print Run Length, 2017-2040 (USD Million)

Print Run Length	2017	2024	2025	2026	2027	2032	2040	CAGR (%)
Long Runs	xx.xx	xx.xx	xx.xx	xx.xx	xx.xx	xx.xx	xx.xx	xx.xx
Medium Runs	xx.xx	xx.xx	xx.xx	xx.xx	xx.xx	xx.xx	xx.xx	xx.xx
Short Runs	xx.xx	xx.xx	xx.xx	xx.xx	xx.xx	xx.xx	xx.xx	xx.xx
Single-Copy Runs	xx.xx	xx.xx	xx.xx	xx.xx	xx.xx	xx.xx	xx.xx	xx.xx
Total	**xx.xx**	**xx.xx**	**xx.xx**	**xx.xx**	**xx.xx**	**xx.xx**	**xx.xx**	**xx.xx**

Table 525. China Book Printing & Packaging Services Market Size, by Interior Color, 2017-2040 (USD Million)

Interior Color	2017	2024	2025	2026	2027	2032	2040	CAGR (%)
Black-and-White Interiors	xx.xx	xx.xx	xx.xx	xx.xx	xx.xx	xx.xx	xx.xx	xx.xx
Full-Color Interiors	xx.xx	xx.xx	xx.xx	xx.xx	xx.xx	xx.xx	xx.xx	xx.xx
Spot-Color Interiors	xx.xx	xx.xx	xx.xx	xx.xx	xx.xx	xx.xx	xx.xx	xx.xx
Total	**xx.xx**	**xx.xx**	**xx.xx**	**xx.xx**	**xx.xx**	**xx.xx**	**xx.xx**	**xx.xx**

Sources & Evidence

1. European Book Publishing Statistics 2024
   - Evidence informing the 2024 market-value input; displayed series and growth include calculations: European publishers reported approximately EUR xx.xx of net book-sales revenue in 2024. The disclosed ebook and audiobook proportions inform the modeled xx.xx% physical-book revenue proportion; publisher revenue is an input, not printing-service revenue.
   - Evidence informing the 2025 market-value input; displayed series and growth include calculations: The 2024 publisher-revenue and format observations provide the European demand input carried into the 2025 estimate.

2. The Global Publishing Industry in 2022

- Evidence informing the 2024 market-value input; displayed series and growth include calculations: Table xx.xx supplies country-level publishing revenues and identifies differences between retail-value, publisher-revenue, print-only and prior-year observations. Selected non-European country observations are adjusted for physical formats and period before estimating production spending.
- Evidence informing the 2025 market-value input; displayed series and growth include calculations: The selected country observations contribute to the demand pool underlying the 2025 working estimate. Nielsen retail datasets elsewhere in the publication are not used.
- Evidence informing base-year allocation inputs; displayed values and growth are calculated: Primary survey sector differences constrain the education-adjusted hardcover proxy.
- Evidence informing forecast-year allocation inputs; displayed values and growth are calculated: Primary survey sector differences constrain the education-adjusted hardcover proxy.
- Evidence informing base-year allocation inputs; displayed values and growth are calculated: Educational/trade differences qualify extrapolation of U.S. consumer-format revenue.
- Evidence informing forecast-year allocation inputs; displayed values and growth are calculated: Educational/trade differences qualify extrapolation of U.S. consumer-format revenue.
- Evidence informing base-year allocation inputs; displayed values and growth are calculated: USD xx.xx of surveyed children's publishing revenue anchors the modeled specialty demand pool, not supplier receipts.
- Evidence informing forecast-year allocation inputs; displayed values and growth are calculated: USD xx.xx of surveyed children's publishing revenue anchors the modeled specialty demand pool, not supplier receipts.
- Evidence informing base-year allocation inputs; displayed values and growth are calculated: Sector data constrain the commissioning-pool proxy; mechanical incidence remains assumed.
- Evidence informing forecast-year allocation inputs; displayed values and growth are calculated: Sector data constrain the commissioning-pool proxy; mechanical incidence remains assumed.
- Evidence informing base-year allocation inputs; displayed values and growth are calculated: Educational demand supplies a common economic anchor; loose-leaf incidence remains modeled.
- Evidence informing forecast-year allocation inputs; displayed values and growth are calculated: Educational demand supplies a common economic anchor; loose-leaf incidence remains modeled.
- Evidence informing base-year allocation inputs; displayed values and growth are calculated: Sector observations constrain the educational short-book commissioning pool.
- Evidence informing forecast-year allocation inputs; displayed values and growth are calculated: Sector observations constrain the educational short-book commissioning pool.
- Evidence informing base-year allocation inputs; displayed values and growth are calculated: The commissioning-pool anchor supports an explicit sparse-format incidence model.
- Evidence informing forecast-year allocation inputs; displayed values and growth are calculated: The commissioning-pool anchor supports an explicit sparse-format incidence model.
- Evidence informing base-year allocation inputs; displayed values and growth are calculated: Children's demand anchors the accordion working estimate, not observed accordion orders.
- Evidence informing forecast-year allocation inputs; displayed values and growth are calculated: Children's demand anchors the accordion working estimate, not observed accordion orders.
- Evidence informing base-year allocation inputs; displayed values and growth are calculated: Children's demand anchors assumed textile-book order incidence.
- Evidence informing forecast-year allocation inputs; displayed values and growth are calculated: Children's demand anchors assumed textile-book order incidence.
- Evidence informing base-year allocation inputs; displayed values and growth are calculated: Children's demand anchors assumed bath-book order incidence.
- Evidence informing forecast-year allocation inputs; displayed values and growth are calculated: Children's demand anchors assumed bath-book order incidence.
- Evidence informing base-year allocation inputs; displayed values and growth are calculated: Children's demand anchors assumed foam-book order incidence.
- Evidence informing forecast-year allocation inputs; displayed values and growth are calculated: Children's demand anchors assumed foam-book order incidence.
- Evidence informing base-year allocation inputs; displayed values and growth are calculated: The original publishing survey documents country-level trade/education revenue differences used to constrain the modeled physical-publishing mix; it does not directly measure service shares.
- Evidence informing forecast-year allocation inputs; displayed values and growth are calculated: The original publishing survey documents country-level trade/education revenue differences used to constrain the modeled physical-publishing mix; it does not directly measure service shares.

3. 2024 年新闻出版统计公报

- Evidence informing the 2024 market-value input; displayed series and growth include calculations: For 2024, the official table reports xx.xx book copies or sheets and CNY xx.xx of book-publishing revenue. These constrain the demand bridge and historical contraction, rather than directly measuring printing-service sales.
- Evidence informing the 2025 market-value input; displayed series and growth include calculations: The 2024 book-publishing observation supplies the Chinese demand primitive for the 2025 model.
- Evidence informing base-year allocation inputs; displayed values and growth are calculated: 2024 book-publishing revenue of CNY xx.xx supplies the physical-demand proxy; reported output contraction qualifies growth assumptions. ([nppa.gov.cn](https://www.nppa.gov.cn/xxgk/fdzdgknr/tjxx/xx.xx/P020251218382424228218.pdf))
- Evidence informing forecast-year allocation inputs; displayed values and growth are calculated: 2024 book-publishing revenue of CNY xx.xx supplies the physical-demand proxy; reported output contraction qualifies growth assumptions. ([nppa.gov.cn](https://www.nppa.gov.cn/xxgk/fdzdgknr/tjxx/xx.xx/P020251218382424228218.pdf))
- Evidence informing base-year allocation inputs; displayed values and growth are calculated: Official 2024 output of xx.xx copies/sheets constrains total modeled publisher activity; it does not disclose single-copy production.
- Evidence informing forecast-year allocation inputs; displayed values and growth are calculated: Official 2024 output of xx.xx copies/sheets constrains total modeled publisher activity; it does not disclose single-copy production.
- Evidence informing base-year allocation inputs; displayed values and growth are calculated: Aggregate copies and annual title output constrain the shared activity model, not an observed short-run share.
- Evidence informing forecast-year allocation inputs; displayed values and growth are calculated: Aggregate copies and annual title output constrain the shared activity model, not an observed short-run share.
- Evidence informing base-year allocation inputs; displayed values and growth are calculated: Aggregate production provides a scale check for the medium-run assumption; annual copies per title are not individual batches.
- Evidence informing forecast-year allocation inputs; displayed values and growth are calculated: Aggregate production provides a scale check for the medium-run assumption; annual copies per title are not individual batches.
- Evidence informing base-year allocation inputs; displayed values and growth are calculated: Approximately xx.xx annual copies per title constrain the long-run scenario without proving its batch mix or forecast.
- Evidence informing forecast-year allocation inputs; displayed values and growth are calculated: Approximately xx.xx annual copies per title constrain the long-run scenario without proving its batch mix or forecast.

4. Foreign Exchange Rates - G.5A Annual, January 5, 2026

- Evidence informing the 2024 market-value input; displayed series and growth include calculations: The official 2024 annual-average conversion inputs are USD xx.xx per EUR, CNY xx.xx per USD and CAD xx.xx per USD.
- Evidence informing the 2025 market-value input; displayed series and growth include calculations: The exchange-rate table establishes the conversion basis of the preceding-year demand inputs used in the 2025 estimate; subsequent effective-USD price assumptions are modeled separately.

5. Book publishing industry, 2024 - Statistics Canada
   - Evidence informing the 2024 market-value input; displayed series and growth include calculations: Canadian publishers reported CAD xx.xx of print sales outside the online category and CAD xx.xx of online print sales in 2024. Their sum, rather than total operating revenue, supplies the physical-book demand input.
   - Evidence informing the 2025 market-value input; displayed series and growth include calculations: Reported cost of goods sold of CAD xx.xx, up CAD xx.xx from 2022, supplies a cost-pressure cross-check, not a directly attributable printing-services total.
   - Evidence informing base-year allocation inputs; displayed values and growth are calculated: Canadian online versus other print-sales values constrain parcel exposure, with explicit value-to-unit and geographic limitations.
   - Evidence informing forecast-year allocation inputs; displayed values and growth are calculated: Canadian online versus other print-sales values constrain parcel exposure, with explicit value-to-unit and geographic limitations.
   - Evidence informing base-year allocation inputs; displayed values and growth are calculated: The print-channel value mix supplies a limited parcel-demand proxy, not observed envelope purchases.
   - Evidence informing forecast-year allocation inputs; displayed values and growth are calculated: The print-channel value mix supplies a limited parcel-demand proxy, not observed envelope purchases.
   - Evidence informing base-year allocation inputs; displayed values and growth are calculated: The print-channel value mix supplies a limited parcel-demand proxy, not observed bag purchases.
   - Evidence informing forecast-year allocation inputs; displayed values and growth are calculated: The print-channel value mix supplies a limited parcel-demand proxy, not observed bag purchases.
   - Evidence informing base-year allocation inputs; displayed values and growth are calculated: Modest observed online-print growth qualifies aggressive parcel-related wrapping assumptions.
   - Evidence informing forecast-year allocation inputs; displayed values and growth are calculated: Modest observed online-print growth qualifies aggressive parcel-related wrapping assumptions.
   - Evidence informing base-year allocation inputs; displayed values and growth are calculated: Channel activity constrains the modeled delivery-pack population requiring separate protection.
   - Evidence informing forecast-year allocation inputs; displayed values and growth are calculated: Channel activity constrains the modeled delivery-pack population requiring separate protection.
   - Evidence informing base-year allocation inputs; displayed values and growth are calculated: Channel activity constrains the modeled delivery-pack population requiring closures.
   - Evidence informing forecast-year allocation inputs; displayed values and growth are calculated: Channel activity constrains the modeled delivery-pack population requiring closures.
6. U.S. Census Bureau - Books Printing: Shipments, annual table
   - Evidence informing the 2017 market-value input; displayed series and growth include calculations: U.S. books-printing shipments were USD xx.xx in 2017; this is a national production anchor for the historical model.
   - Evidence informing the 2018 market-value input; displayed series and growth include calculations: U.S. books-printing shipments were USD xx.xx in 2018.
   - Evidence informing the 2019 market-value input; displayed series and growth include calculations: U.S. books-printing shipments were USD xx.xx in 2019.
   - Evidence informing the 2020 market-value input; displayed series and growth include calculations: U.S. books-printing shipments were USD xx.xx in 2020.
   - Evidence informing the 2021 market-value input; displayed series and growth include calculations: U.S. books-printing shipments were USD xx.xx in 2021.
   - Evidence informing the 2022 market-value input; displayed series and growth include calculations: U.S. books-printing shipments were USD xx.xx in 2022.
   - Evidence informing the 2024 market-value input; displayed series and growth include calculations: U.S. books-printing shipments were USD xx.xx in 2024. This national industrial measure is narrower than the composite global service boundary.

7. U.S. Census Bureau - Book Publishers, All Establishments: Revenue, annual table
   - Evidence informing the 2024 market-value input; displayed series and growth include calculations: The Census annual series reports USD xx.xx of U.S. book-publisher revenue for 2024. A modeled xx.xx% physical-book proportion excludes digital and other adjacent receipts.
   - Evidence informing the 2025 market-value input; displayed series and growth include calculations: The 2024 Census observation replaces an older survey-based U.S. revenue bridge in the demand pool underlying 2025.

8. Scholastic Corporation - Form 10-K for the year ended May 31, 2025

- Evidence informing the 2024 market-value input; displayed series and growth include calculations: Scholastic's fiscal 2024 product, service, production and inventory-reserve costs were xx.xx% of revenue; postage, freight, shipping, fulfillment and other costs were xx.xx%. These broad categories constrain, but do not directly establish, eligible outsourced-service spending.
- Evidence informing the 2025 market-value input; displayed series and growth include calculations: The corresponding fiscal 2025 proportions were xx.xx% and xx.xx%. Royalties and prepublication amortization are separately disclosed, allowing their exclusion from the service-market bridge.
- Evidence informing base-year allocation inputs; displayed values and growth are calculated: Fiscal-2025 product, service, production and inventory-reserve costs were xx.xx% of revenue. The broader cost category constrains the manufacturing spending boundary but does not directly disclose printing-service revenue.
- Evidence informing forecast-year allocation inputs; displayed values and growth are calculated: Fiscal-2025 product, service, production and inventory-reserve costs were xx.xx% of revenue. The broader cost category constrains the manufacturing spending boundary but does not directly disclose printing-service revenue.
- Evidence informing base-year allocation inputs; displayed values and growth are calculated: Prepublication amortization is disclosed separately from production costs, supporting exclusion of adjacent amortization rather than equating it with externally purchased prepress.
- Evidence informing forecast-year allocation inputs; displayed values and growth are calculated: Prepublication amortization is disclosed separately from production costs, supporting exclusion of adjacent amortization rather than equating it with externally purchased prepress.
- Evidence informing base-year allocation inputs; displayed values and growth are calculated: Postage, freight, shipping, fulfillment and other costs were xx.xx% of revenue in fiscal 2025 versus xx.xx% in fiscal 2024. This is a broad buyer-cost check, not an eligible outsourced-fulfillment share.
- Evidence informing forecast-year allocation inputs; displayed values and growth are calculated: Postage, freight, shipping, fulfillment and other costs were xx.xx% of revenue in fiscal 2025 versus xx.xx% in fiscal 2024. This is a broad buyer-cost check, not an eligible outsourced-fulfillment share.
- Evidence informing base-year allocation inputs; displayed values and growth are calculated: Outsourced manufacturing coexists with company-operated distribution. Fiscal-2025 production-related costs were xx.xx% of revenue, constraining the inherited spending bridge rather than directly measuring the assumed route fraction.
- Evidence informing forecast-year allocation inputs; displayed values and growth are calculated: Outsourced manufacturing coexists with company-operated distribution. Fiscal-2025 production-related costs were xx.xx% of revenue, constraining the inherited spending bridge rather than directly measuring the assumed route fraction.
- Evidence informing base-year allocation inputs; displayed values and growth are calculated: Book-club revenue was xx.xx% online-ordered and xx.xx% parent-ordered, while products typically went to classrooms. This challenges the use of online sales as a proxy for the external contractor's delivery model.
- Evidence informing forecast-year allocation inputs; displayed values and growth are calculated: Book-club revenue was xx.xx% online-ordered and xx.xx% parent-ordered, while products typically went to classrooms. This challenges the use of online sales as a proxy for the external contractor's delivery model.
- Evidence informing base-year allocation inputs; displayed values and growth are calculated: Direct printer-to-customer fulfillment is a disclosed option. Broader logistics/other costs were xx.xx% of revenue versus xx.xx% previously, providing a cost-boundary check but no global order-level share or service-price growth observation.
- Evidence informing forecast-year allocation inputs; displayed values and growth are calculated: Direct printer-to-customer fulfillment is a disclosed option. Broader logistics/other costs were xx.xx% of revenue versus xx.xx% previously, providing a cost-boundary check but no global order-level share or service-price growth observation.

9. CEWE achieves all targets in 2025 and aims to further increase revenue and earnings in 2026

- Evidence informing the 2025 market-value input; displayed series and growth include calculations: CEWE reported xx.xx CEWE PHOTOBOOK copies in 2025 versus xx.xx in 2024, supporting a positive specialty-book volume assumption without establishing global adoption.
- Evidence informing the 2026 market-value input; displayed series and growth include calculations: Observed 2025 photobook growth informs the specialty-demand assumption for 2026; the market value remains modeled.
- Evidence informing the 2032 market-value input; displayed series and growth include calculations: The observed specialty-book activity is a starting condition for the forecast, not independent proof of continued growth through 2032.
- Evidence informing the 2040 market-value input; displayed series and growth include calculations: The forecast explicitly slows specialty-demand growth after 2032; this source supplies the initial commercial observation, not the long-term growth rate.
- Evidence informing base-year allocation inputs; displayed values and growth are calculated: CEWE reports xx.xx photobooks in 2025 compared with xx.xx in 2024. This independently establishes specialty-book activity underlying the nonpublisher model, without establishing a global expansion factor.
- Evidence informing forecast-year allocation inputs; displayed values and growth are calculated: CEWE reports xx.xx photobooks in 2025 compared with xx.xx in 2024. This independently establishes specialty-book activity underlying the nonpublisher model, without establishing a global expansion factor.
- Evidence informing base-year allocation inputs; displayed values and growth are calculated: Observed photobook activity supports retaining premium specialty commissions in the manufacturing mix; the binding allocation and unchanged future cohort profile remain assumptions.
- Evidence informing forecast-year allocation inputs; displayed values and growth are calculated: Observed photobook activity supports retaining premium specialty commissions in the manufacturing mix; the binding allocation and unchanged future cohort profile remain assumptions.
- Evidence informing base-year allocation inputs; displayed values and growth are calculated: Reported photobook volumes constrain personal-book activity and the nonpublisher starting condition, not hardcover prevalence or future share.
- Evidence informing forecast-year allocation inputs; displayed values and growth are calculated: Reported photobook volumes constrain personal-book activity and the nonpublisher starting condition, not hardcover prevalence or future share.
- Evidence informing base-year allocation inputs; displayed values and growth are calculated: Photobook activity supports the separate personal-book commissioning block; its softcover fraction remains assumed.
- Evidence informing forecast-year allocation inputs; displayed values and growth are calculated: Photobook activity supports the separate personal-book commissioning block; its softcover fraction remains assumed.
- Evidence informing base-year allocation inputs; displayed values and growth are calculated: Reported photobook copies rose from xx.xx to xx.xx; the narrower 2026 target qualifies strong specialty-growth assumptions.
- Evidence informing forecast-year allocation inputs; displayed values and growth are calculated: Reported photobook copies rose from xx.xx to xx.xx; the narrower 2026 target qualifies strong specialty-growth assumptions.
- Evidence informing base-year allocation inputs; displayed values and growth are calculated: Specialty-book activity constrains the presentation-demand scenario but does not measure gift-box attachment.
- Evidence informing forecast-year allocation inputs; displayed values and growth are calculated: Specialty-book activity constrains the presentation-demand scenario but does not measure gift-box attachment.
- Evidence informing base-year allocation inputs; displayed values and growth are calculated: Reports xx.xx CEWE PHOTOBOOK units in 2025 versus xx.xx in 2024, constraining the specialty-book demand budget without establishing a global process split.
- Evidence informing forecast-year allocation inputs; displayed values and growth are calculated: Reports xx.xx CEWE PHOTOBOOK units in 2025 versus xx.xx in 2024, constraining the specialty-book demand budget without establishing a global process split.
- Evidence informing base-year allocation inputs; displayed values and growth are calculated: Observed photobook activity supports the common photographic-demand input; electrophotographic attribution remains an explicit assumption.
- Evidence informing forecast-year allocation inputs; displayed values and growth are calculated: Observed photobook activity supports the common photographic-demand input; electrophotographic attribution remains an explicit assumption.
- Evidence informing base-year allocation inputs; displayed values and growth are calculated: The photobook

10. Paperback Printing Cost - Kindle Direct Publishing

- Evidence informing the 2025 market-value input; displayed series and growth include calculations: The inspected U.S. paperback schedule charges USD xx.xx plus USD xx.xx per page for the specified regular-trim black-ink category. It provides a contemporary commercial price comparison for the assumed USD xx.xx self-publishing production receipt, not an observed historical price or volume.
- Evidence informing the 2026 market-value input; displayed series and growth include calculations: The schedule distinguishes printing charges from royalties and retail list prices, supporting the production-receipt boundary used in the estimate.
- Evidence informing base-year allocation inputs; displayed values and growth are calculated: The current U.S. regular-trim black-ink schedule uses USD xx.xx plus USD xx.xx per page for the relevant page band, yielding the USD xx.xx representative manufacturing comparator. It anchors relative weights, not an observed global 2025 price or future share.
- Evidence informing forecast-year allocation inputs; displayed values and growth are calculated: The current U.S. regular-trim black-ink schedule uses USD xx.xx plus USD xx.xx per page for the relevant page band, yielding the USD xx.xx representative manufacturing comparator. It anchors relative weights, not an observed global 2025 price or future share.
- Evidence informing base-year allocation inputs; displayed values and growth are calculated: The paperback manufacturing comparator supplies the baseline from which the modeled binding component and hardcover increment are separated.
- Evidence informing forecast-year allocation inputs; displayed values and growth are calculated: The paperback manufacturing comparator supplies the baseline from which the modeled binding component and hardcover increment are separated.
- Evidence informing base-year allocation inputs; displayed values and growth are calculated: The separately identified paperback printing charge constrains the self-publishing production-receipt model and its distinction from retail proceeds.
- Evidence informing forecast-year allocation inputs; displayed values and growth are calculated: The separately identified paperback printing charge constrains the self-publishing production-receipt model and its distinction from retail proceeds.
- Evidence informing base-year allocation inputs; displayed values and growth are calculated: The inspected U.S. regular-trim black-ink schedule charges USD xx.xx plus USD xx.xx per page. It is a contemporary production-charge comparison for the modeled USD xx.xx receipt, not an observed historical Global average.
- Evidence informing forecast-year allocation inputs; displayed values and growth are calculated: The inspected U.S. regular-trim black-ink schedule charges USD xx.xx plus USD xx.xx per page. It is a contemporary production-charge comparison for the modeled USD xx.xx receipt, not an observed historical Global average.
- Evidence informing base-year allocation inputs; displayed values and growth are calculated: The relevant current U.S. paperback printing schedule is USD xx.xx plus USD xx.xx per page, giving USD xx.xx at xx.xx pages. This is a commercial price comparison for creator-production receipts, not proof of 2025 realization, volume or fulfillment mix.
- Evidence informing forecast-year allocation inputs; displayed values and growth are calculated: The relevant current U.S. paperback printing schedule is USD xx.xx plus USD xx.xx per page, giving USD xx.xx at xx.xx pages. This is a commercial price comparison for creator-production receipts, not proof of 2025 realization, volume or fulfillment mix.
- Evidence informing base-year allocation inputs; displayed values and growth are calculated: The current U.S. regular-trim black-ink schedule of USD xx.xx plus USD xx.xx per page gives USD xx.xx at xx.xx pages, a magnitude check for modeled single-copy receipts. It establishes neither global volume nor historical or forecast share.
- Evidence informing forecast-year allocation inputs; displayed values and growth are calculated: The current U.S. regular-trim black-ink schedule of USD xx.xx plus USD xx.xx per page gives USD xx.xx at xx.xx pages, a magnitude check for modeled single-copy receipts. It establishes neither global volume nor historical or forecast share.
- Evidence informing base-year allocation inputs; displayed values and growth are calculated: The current U.S. regular-trim black-ink schedule charges USD xx.xx plus USD xx.xx per page, yielding USD xx.xx for xx.xx pages. This is a contemporary price comparator, not a historical global average. ([kdp.amazon.com](https://kdp.amazon.com/en_US/help/topic/G201834340))
- Evidence informing forecast-year allocation inputs; displayed values and growth are calculated: The current U.S. regular-trim black-ink schedule charges USD xx.xx plus USD xx.xx per page, yielding USD xx.xx for xx.xx pages. This is a contemporary price comparator, not a historical global average. ([kdp.amazon.com](https://kdp.amazon.com/en_US/help/topic/G201834340))
- Evidence informing base-year allocation inputs; displayed values and growth are calculated: The comparable standard and premium color charges calculate to USD xx.xx and USD xx.xx. They constrain relative

11. European Book Publishing Statistics 2017

- Evidence informing the 2017 market-value input; displayed series and growth include calculations: The association's primary survey reports approximately EUR xx.xx of European net publisher revenue for 2017, constraining the pre-pandemic demand level.

12. European Book Publishing Statistics 2019

- Evidence informing the 2018 market-value input; displayed series and growth include calculations: The association reports approximately EUR xx.xx of publisher revenue for 2018.
- Evidence informing the 2019 market-value input; displayed series and growth include calculations: The association reports approximately EUR xx.xx for 2019 and identifies a questionnaire change that limits exact comparability with earlier observations.

13. 2021 年新闻出版产业分析报告

- Evidence informing the 2020 market-value input; displayed series and growth include calculations: The official report's 2021 comparison identifies a substantial rebound from 2020, constraining the pandemic-recovery bridge.
- Evidence informing the 2021 market-value input; displayed series and growth include calculations: China reported xx.xx book copies or sheets in 2021, up xx.xx%; the report also distinguishes textbook output and reprints.
- Evidence informing base-year allocation inputs; displayed values and growth are calculated: China's official 2021 textbook share was xx.xx% of book copies. It supplies an older educational-activity proxy, not a monochrome share.
([nppa.gov.cn](https://www.nppa.gov.cn/xxgk/fdzdgknr/tjxx/xx.xx/P020230530667517704140.pdf))
- Evidence informing forecast-year allocation inputs; displayed values and growth are calculated: China's official 2021 textbook share was xx.xx% of book copies. It supplies an older educational-activity proxy, not a monochrome share.
([nppa.gov.cn](https://www.nppa.gov.cn/xxgk/fdzdgknr/tjxx/xx.xx/P020230530667517704140.pdf))
- Evidence informing base-year allocation inputs; displayed values and growth are calculated: The textbook copy proportion constrains educational exposure; comparable monetary intensity and spot-color incidence are modeled separately.
([nppa.gov.cn](https://www.nppa.gov.cn/xxgk/fdzdgknr/tjxx/xx.xx/P020230530667517704140.pdf))
- Evidence informing forecast-year allocation inputs; displayed values and growth are calculated: The textbook copy proportion constrains educational exposure; comparable monetary intensity and spot-color incidence are modeled separately.
([nppa.gov.cn](https://www.nppa.gov.cn/xxgk/fdzdgknr/tjxx/xx.xx/P020230530667517704140.pdf))
- Evidence informing base-year allocation inputs; displayed values and growth are calculated: The educational-activity observation contributes to the shared demand proxy carried into the full-color base and forecast models; no color split is reported.
([nppa.gov.cn](https://www.nppa.gov.cn/xxgk/fdzdgknr/tjxx/xx.xx/P020230530667517704140.pdf))
- Evidence informing forecast-year allocation inputs; displayed values and growth are calculated: The educational-activity observation contributes to the shared demand proxy carried into the full-color base and forecast models; no color split is reported.
([nppa.gov.cn](https://www.nppa.gov.cn/xxgk/fdzdgknr/tjxx/xx.xx/P020230530667517704140.pdf))

14. European Book Publishing Statistics 2023

- Evidence informing the 2022 market-value input; displayed series and growth include calculations: European net publisher revenue was approximately EUR xx.xx in 2022; the association describes paper-cost pressure and price-led growth.

15. Hardcover Printing Cost - Kindle Direct Publishing
    - Evidence informing base-year allocation inputs; displayed values and growth are calculated: The current U.S. regular-trim hardcover schedule uses USD xx.xx plus USD xx.xx per page in the relevant band. Comparison with paperback charges constrains the premium-equivalent manufacturing model.
    - Evidence informing forecast-year allocation inputs; displayed values and growth are calculated: The current U.S. regular-trim hardcover schedule uses USD xx.xx plus USD xx.xx per page in the relevant band. Comparison with paperback charges constrains the premium-equivalent manufacturing model.
    - Evidence informing base-year allocation inputs; displayed values and growth are calculated: The USD xx.xx fixed-charge difference supplies the POD premium input; the xx.xx% commercial-run realization and premium incidence are explicitly modeled rather than disclosed.
    - Evidence informing forecast-year allocation inputs; displayed values and growth are calculated: The USD xx.xx fixed-charge difference supplies the POD premium input; the xx.xx% commercial-run realization and premium incidence are explicitly modeled rather than disclosed.
16. User Fees - University of Wisconsin-Milwaukee Print & Copy Services
    - Evidence informing base-year allocation inputs; displayed values and growth are calculated: The university service schedule separately prices preflight/prepress preparation at USD xx.xx per hour, establishing a paid preparation activity rather than an automatic component of every printing-platform purchase.
    - Evidence informing forecast-year allocation inputs; displayed values and growth are calculated: The university service schedule separately prices preflight/prepress preparation at USD xx.xx per hour, establishing a paid preparation activity rather than an automatic component of every printing-platform purchase.
    - Evidence informing base-year allocation inputs; displayed values and growth are calculated: Perfect binding is listed at USD xx.xx-xx.xx per book. The lower endpoint is the model's basic-binding comparator, not a measured worldwide realization.
    - Evidence informing forecast-year allocation inputs; displayed values and growth are calculated: Perfect binding is listed at USD xx.xx-xx.xx per book. The lower endpoint is the model's basic-binding comparator, not a measured worldwide realization.

17. How Much Does It Cost to Print a Book? - QinPrinting
    - Evidence informing base-year allocation inputs; displayed values and growth are calculated: The supplier's delivered xx.xx-page, xx.xx-copy color-book examples list USD xx.xx for softcover and USD xx.xx for hardcover. They provide a commercial-run countercheck, with delivery and product differences preventing direct substitution.
    - Evidence informing forecast-year allocation inputs; displayed values and growth are calculated: The supplier's delivered xx.xx-page, xx.xx-copy color-book examples list USD xx.xx for softcover and USD xx.xx for hardcover. They provide a commercial-run countercheck, with delivery and product differences preventing direct substitution.
    - Evidence informing base-year allocation inputs; displayed values and growth are calculated: The smaller hardcover premium in this offset example qualifies extrapolation of the full POD hardcover increment into binding revenue.
    - Evidence informing forecast-year allocation inputs; displayed values and growth are calculated: The smaller hardcover premium in this offset example qualifies extrapolation of the full POD hardcover increment into binding revenue.
    - Evidence informing base-year allocation inputs; displayed values and growth are calculated: Comparable hardcover and softcover quotations constrain the assumed relative manufacturing realization after scope adjustments.
    - Evidence informing forecast-year allocation inputs; displayed values and growth are calculated: Comparable hardcover and softcover quotations constrain the assumed relative manufacturing realization after scope adjustments.
    - Evidence informing base-year allocation inputs; displayed values and growth are calculated: Softcover prices provide a commercial comparison, not a historical global average.
    - Evidence informing forecast-year allocation inputs; displayed values and growth are calculated: Softcover prices provide a commercial comparison, not a historical global average.
    - Evidence informing base-year allocation inputs; displayed values and growth are calculated: Board-book quotations constrain the assumed production receipt; delivery and duties require adjustment.
    - Evidence informing forecast-year allocation inputs; displayed values and growth are calculated: Board-book quotations constrain the assumed production receipt; delivery and duties require adjustment.
    - Evidence informing base-year allocation inputs; displayed values and growth are calculated: Mechanical-binding quotations constrain the unit-receipt assumption, not incidence.
    - Evidence informing forecast-year allocation inputs; displayed values and growth are calculated: Mechanical-binding quotations constrain the unit-receipt assumption, not incidence.
    - Evidence informing base-year allocation inputs; displayed values and growth are calculated: Short-booklet quotations constrain the lower realization used for eligible saddle-stitched books.
    - Evidence informing forecast-year allocation inputs; displayed values and growth are calculated: Short-booklet quotations constrain the lower realization used for eligible saddle-stitched books.
18. Book Wrap Mailers / Book Boxes - Packaging ONE
    - Evidence informing base-year allocation inputs; displayed values and growth are calculated: The manufacturer lists MP2 book mailers at GBP xx.xx each for xx.xx packs of xx.xx excluding VAT. The converted unit price supplies the packaging-creation value proxy, not a global average or a historical quote.
    - Evidence informing forecast-year allocation inputs; displayed values and growth are calculated: The manufacturer lists MP2 book mailers at GBP xx.xx each for xx.xx packs of xx.xx excluding VAT. The converted unit price supplies the packaging-creation value proxy, not a global average or a historical quote.
    - Evidence informing base-year allocation inputs; displayed values and growth are calculated: The enclosure price forms the other side of the creation-versus-packing ratio. One comparable enclosure per packing unit is an explicit activity-matching assumption.
    - Evidence informing forecast-year allocation inputs; displayed values and growth are calculated: The enclosure price forms the other side of the creation-versus-packing ratio. One comparable enclosure per packing unit is an explicit activity-matching assumption.

19. Foreign Exchange Rates - G.5A Annual, January 5, 2026
    - Evidence informing base-year allocation inputs; displayed values and growth are calculated: The official 2025 annual average is USD xx.xx per GBP. It converts the GBP packaging comparator into the common monetary basis used in the starting allocation.
    - Evidence informing forecast-year allocation inputs; displayed values and growth are calculated: The official 2025 annual average is USD xx.xx per GBP. It converts the GBP packaging comparator into the common monetary basis used in the starting allocation.
    - Evidence informing base-year allocation inputs; displayed values and growth are calculated: The same conversion supports the common-currency packaging/packing denominator inherited by the forecast; no 2032 exchange rate is asserted.
    - Evidence informing forecast-year allocation inputs; displayed values and growth are calculated: The same conversion supports the common-currency packaging/packing denominator inherited by the forecast; no 2032 exchange rate is asserted.
20. Optional Book Publishing Services - InstantPublisher
    - Evidence informing base-year allocation inputs; displayed values and growth are calculated: The provider lists layout/typesetting at USD xx.xx per page with a USD xx.xx minimum. This supports the preparation-spending feasibility check, with purchase incidence and copies per job remaining assumptions.
    - Evidence informing forecast-year allocation inputs; displayed values and growth are calculated: The provider lists layout/typesetting at USD xx.xx per page with a USD xx.xx minimum. This supports the preparation-spending feasibility check, with purchase incidence and copies per job remaining assumptions.
    - Evidence informing base-year allocation inputs; displayed values and growth are calculated: Individual shrink-wrapping is listed at USD xx.xx each plus USD xx.xx setup. Amortizing setup over an assumed xx.xx copies gives the USD xx.xx packing comparator.
    - Evidence informing forecast-year allocation inputs; displayed values and growth are calculated: Individual shrink-wrapping is listed at USD xx.xx each plus USD xx.xx setup. Amortizing setup over an assumed xx.xx copies gives the USD xx.xx packing comparator.
21. How Does Merchant Pricing Work for Ecommerce Stores? - Lulu Direct
    - Evidence informing base-year allocation inputs; displayed values and growth are calculated: The September 2026 merchant-pricing explanation identifies a USD xx.xx fulfillment fee and separates merchant retail receipts from payments for supplier production, shipping and taxes. The fee is a contemporary feasibility comparator, not verified 2025 penetration or a future charge.
    - Evidence informing forecast-year allocation inputs; displayed values and growth are calculated: The September 2026 merchant-pricing explanation identifies a USD xx.xx fulfillment fee and separates merchant retail receipts from payments for supplier production, shipping and taxes. The fee is a contemporary feasibility comparator, not verified 2025 penetration or a future charge.
    - Evidence informing base-year allocation inputs; displayed values and growth are calculated: Merchant retail receipts are separate from payments for printing and fulfillment. The current page lists a USD xx.xx fulfillment fee, with shipping and taxes separately calculated. This supports the service-value boundary, not a historical average fee or global order volume.
    - Evidence informing forecast-year allocation inputs; displayed values and growth are calculated: Merchant retail receipts are separate from payments for printing and fulfillment. The current page lists a USD xx.xx fulfillment fee, with shipping and taxes separately calculated. This supports the service-value boundary, not a historical average fee or global order volume.
    - Evidence informing base-year allocation inputs; displayed values and growth are calculated: Lulu identifies separate retail and production/fulfillment transactions and a USD xx.xx fulfillment fee. This supports excluding merchant retail margins from production-service value and avoiding automatic procurement-channel classification from the storefront.
    - Evidence informing forecast-year allocation inputs; displayed values and growth are calculated: Lulu identifies separate retail and production/fulfillment transactions and a USD xx.xx fulfillment fee. This supports excluding merchant retail margins from production-service value and avoiding automatic procurement-channel classification from the storefront.

22. AAP December 2025 StatShot Report

- Evidence informing base-year allocation inputs; displayed values and growth are calculated: The primary monthly reporting panel's full-year 2025 trade figures show paperback revenue down xx.xx%. This qualifies broad physical-book growth assumptions and supplies directional mix evidence only.
- Evidence informing forecast-year allocation inputs; displayed values and growth are calculated: The primary monthly reporting panel's full-year 2025 trade figures show paperback revenue down xx.xx%. This qualifies broad physical-book growth assumptions and supplies directional mix evidence only.
- Evidence informing base-year allocation inputs; displayed values and growth are calculated: The same approximately xx.xx-publisher panel shows hardcover revenue up xx.xx%. It supports a modest premium-mix hypothesis but neither measures global binding spending nor proves the forecast.
- Evidence informing forecast-year allocation inputs; displayed values and growth are calculated: The same approximately xx.xx-publisher panel shows hardcover revenue up xx.xx%. It supports a modest premium-mix hypothesis but neither measures global binding spending nor proves the forecast.
- Evidence informing base-year allocation inputs; displayed values and growth are calculated: Direct-participant 2025 hardback revenue of approximately USD xx.xx anchors the adjusted conventional-format model; it is not printing revenue or a global share.
- Evidence informing forecast-year allocation inputs; displayed values and growth are calculated: Direct-participant 2025 hardback revenue of approximately USD xx.xx anchors the adjusted conventional-format model; it is not printing revenue or a global share.
- Evidence informing base-year allocation inputs; displayed values and growth are calculated: Reported paperback revenue of approximately USD xx.xx plus USD xx.xx mass-market revenue supplies the comparison input. Reported annual movements qualify the forecast starting mix, not its future persistence.
- Evidence informing forecast-year allocation inputs; displayed values and growth are calculated: Reported paperback revenue of approximately USD xx.xx plus USD xx.xx mass-market revenue supplies the comparison input. Reported annual movements qualify the forecast starting mix, not its future persistence.
- Evidence informing base-year allocation inputs; displayed values and growth are calculated: Direct publisher-sample religious and trade physical-format receipts provide a category-intensity proxy, subject to explicit geographic and coverage adjustments.
- Evidence informing forecast-year allocation inputs; displayed values and growth are calculated: Direct publisher-sample religious and trade physical-format receipts provide a category-intensity proxy, subject to explicit geographic and coverage adjustments.
- Evidence informing base-year allocation inputs; displayed values and growth are calculated: Reported professional-book receipts and their 2025 decline challenge assumptions of automatic growth from recurring reference relationships.
- Evidence informing forecast-year allocation inputs; displayed values and growth are calculated: Reported professional-book receipts and their 2025 decline challenge assumptions of automatic growth from recurring reference relationships.

23. Print and Associated Services Framework - Lot 1 Buyer Guide: Framework Objectives
    - Evidence informing base-year allocation inputs; displayed values and growth are calculated: The public purchasing framework separately specifies production-management advice. It establishes a purchased responsibility but not a global fee rate or permission to count subcontract pass-through as retained revenue.
    - Evidence informing forecast-year allocation inputs; displayed values and growth are calculated: The public purchasing framework separately specifies production-management advice. It establishes a purchased responsibility but not a global fee rate or permission to count subcontract pass-through as retained revenue.
    - Evidence informing base-year allocation inputs; displayed values and growth are calculated: The framework also specifies finished-goods stock holding and call-off, with required holding costs included in the print-job price. This supports allocating embedded production-linked fulfillment rather than restricting the category to standalone invoices.
    - Evidence informing forecast-year allocation inputs; displayed values and growth are calculated: The framework also specifies finished-goods stock holding and call-off, with required holding costs included in the print-job price. This supports allocating embedded production-linked fulfillment rather than restricting the category to standalone invoices.
    - Evidence informing base-year allocation inputs; displayed values and growth are calculated: Finished goods may be held for call-off, with storage included in the print job where required. This supports consolidated releases as a production-linked arrangement without assuming every release is an individual order.
    - Evidence informing forecast-year allocation inputs; displayed values and growth are calculated: Finished goods may be held for call-off, with storage included in the print job where required. This supports consolidated releases as a production-linked arrangement without assuming every release is an individual order.
    - Evidence informing base-year allocation inputs; displayed values and growth are calculated: Contractors maintain designated distribution lists, deliver to nominated addresses and receive job-specific copy allocations, supporting the modeled list-delivery category.
    - Evidence informing forecast-year allocation inputs; displayed values and growth are calculated: Contractors maintain designated distribution lists, deliver to nominated addresses and receive job-specific copy allocations, supporting the modeled list-delivery category.
    - Evidence informing base-year allocation inputs; displayed values and growth are calculated: The coexistence of stock holding, call-off and distribution-list obligations supports separating production trigger from fulfillment responsibility; call-off alone does not establish transaction-level fulfillment.
    - Evidence informing forecast-year allocation inputs; displayed values and growth are calculated: The coexistence of stock holding, call-off and distribution-list obligations supports separating production trigger from fulfillment responsibility; call-off alone does not establish transaction-level fulfillment.

24. Frequently Asked Questions - IngramSpark
    - Evidence informing base-year allocation inputs; displayed values and growth are calculated: IngramSpark states that it does not provide editing, typesetting or design services. This counterexample prevents treating all platform manufacturing commissions as purchases of professional preparation services.
    - Evidence informing forecast-year allocation inputs; displayed values and growth are calculated: IngramSpark states that it does not provide editing, typesetting or design services. This counterexample prevents treating all platform manufacturing commissions as purchases of professional preparation services.
    - Evidence informing base-year allocation inputs; displayed values and growth are calculated: The provider permits nonexclusive sourcing when the customer owns its ISBN and does not offer editing, typesetting or design. These terms constrain the author service boundary, not adoption or revenue growth.
    - Evidence informing forecast-year allocation inputs; displayed values and growth are calculated: The provider permits nonexclusive sourcing when the customer owns its ISBN and does not offer editing, typesetting or design. These terms constrain the author service boundary, not adoption or revenue growth.
    - Evidence informing base-year allocation inputs; displayed values and growth are calculated: IngramSpark permits nonexclusive use of other printers, distributors and fulfillment providers when publishers own their ISBN. This establishes an alternative-sourcing option, not observed switching or a numerical channel allocation.
    - Evidence informing forecast-year allocation inputs; displayed values and growth are calculated: IngramSpark permits nonexclusive use of other printers, distributors and fulfillment providers when publishers own their ISBN. This establishes an alternative-sourcing option, not observed switching or a numerical channel allocation.
25. Packaging Printing & Production - Imago Group
    - Evidence informing base-year allocation inputs; displayed values and growth are calculated: The supplier identifies book slipcases, clamshell cases, tray-and-lid constructions and multicomponent publisher packaging. This supports the enclosure-production boundary and the limitation of a simple mailer-price proxy; it does not supply sales weights.
    - Evidence informing forecast-year allocation inputs; displayed values and growth are calculated: The supplier identifies book slipcases, clamshell cases, tray-and-lid constructions and multicomponent publisher packaging. This supports the enclosure-production boundary and the limitation of a simple mailer-price proxy; it does not supply sales weights.
26. Services - Bridgeport National Bindery
    - Evidence informing base-year allocation inputs; displayed values and growth are calculated: The short-run book-production portfolio separately lists shrink-wrapping and set packing. It establishes commercial packing activity distinct from enclosure manufacture and binding, without measuring its revenue.
    - Evidence informing forecast-year allocation inputs; displayed values and growth are calculated: The short-run book-production portfolio separately lists shrink-wrapping and set packing. It establishes commercial packing activity distinct from enclosure manufacture and binding, without measuring its revenue.
27. Terms and Conditions - CPI Print Germany
    - Evidence informing base-year allocation inputs; displayed values and growth are calculated: Published terms distinguish ex-works production prices from packaging, freight and postage and reserve specified input-cost adjustment rights. They support comparable-scope valuation but do not establish realized inflation.
    - Evidence informing forecast-year allocation inputs; displayed values and growth are calculated: Published terms distinguish ex-works production prices from packaging, freight and postage and reserve specified input-cost adjustment rights. They support comparable-scope valuation but do not establish realized inflation.
    - Evidence informing base-year allocation inputs; displayed values and growth are calculated: Separate treatment of forwarding and storage responsibilities supports the eligible production-linked service boundary; contractual rights do not prove the assumed future fee-growth rate.
    - Evidence informing forecast-year allocation inputs; displayed values and growth are calculated: Separate treatment of forwarding and storage responsibilities supports the eligible production-linked service boundary; contractual rights do not prove the assumed future fee-growth rate.

28. ONIX Codelists Issue 75 - List 150: Product Form
    - Evidence informing base-year allocation inputs; displayed values and growth are calculated: BB identifies hardback/cased books.
    - Evidence informing forecast-year allocation inputs; displayed values and growth are calculated: BB identifies hardback/cased books.
    - Evidence informing base-year allocation inputs; displayed values and growth are calculated: BC identifies paperback/softback books.
    - Evidence informing forecast-year allocation inputs; displayed values and growth are calculated: BC identifies paperback/softback books.
    - Evidence informing base-year allocation inputs; displayed values and growth are calculated: BH distinguishes board-page books from conventional books with rigid covers.
    - Evidence informing forecast-year allocation inputs; displayed values and growth are calculated: BH distinguishes board-page books from conventional books with rigid covers.
    - Evidence informing base-year allocation inputs; displayed values and growth are calculated: BE groups spiral, comb and coil forms.
    - Evidence informing forecast-year allocation inputs; displayed values and growth are calculated: BE groups spiral, comb and coil forms.
    - Evidence informing base-year allocation inputs; displayed values and growth are calculated: BD identifies loose-leaf books.
    - Evidence informing forecast-year allocation inputs; displayed values and growth are calculated: BD identifies loose-leaf books.
    - Evidence informing base-year allocation inputs; displayed values and growth are calculated: BF includes stapled short books; nonbook uses are excluded from the model.
    - Evidence informing forecast-year allocation inputs; displayed values and growth are calculated: BF includes stapled short books; nonbook uses are excluded from the model.
    - Evidence informing base-year allocation inputs; displayed values and growth are calculated: BL recognizes slide-bound books without measuring current sales.
    - Evidence informing forecast-year allocation inputs; displayed values and growth are calculated: BL recognizes slide-bound books without measuring current sales.
    - Evidence informing base-year allocation inputs; displayed values and growth are calculated: BO recognizes continuous concertina-fold books; nonbook charts are excluded.
    - Evidence informing forecast-year allocation inputs; displayed values and growth are calculated: BO recognizes continuous concertina-fold books; nonbook charts are excluded.
    - Evidence informing base-year allocation inputs; displayed values and growth are calculated: BI identifies textile-page books, not cloth-covered paper books.
    - Evidence informing forecast-year allocation inputs; displayed values and growth are calculated: BI identifies textile-page books, not cloth-covered paper books.
    - Evidence informing base-year allocation inputs; displayed values and growth are calculated: BJ identifies waterproof bath-book forms.
    - Evidence informing forecast-year allocation inputs; displayed values and growth are calculated: BJ identifies waterproof bath-book forms.
    - Evidence informing base-year allocation inputs; displayed values and growth are calculated: BP identifies foam-page and foam-cover books.
    - Evidence informing forecast-year allocation inputs; displayed values and growth are calculated: BP identifies foam-page and foam-cover books.

29. Thomson Reuters - Fourth-Quarter and Full-Year 2025 Results
    - Evidence informing base-year allocation inputs; displayed values and growth are calculated: Global Print revenue and contraction constrain professional-print scale and substitution direction; content receipts are not treated as loose-leaf service revenue.
    - Evidence informing forecast-year allocation inputs; displayed values and growth are calculated: Global Print revenue and contraction constrain professional-print scale and substitution direction; content receipts are not treated as loose-leaf service revenue.
30. Lulu - Discontinuing Saddle Stitch in Global Distribution
    - Evidence informing base-year allocation inputs; displayed values and growth are calculated: Provider-specific wholesale distribution restrictions establish a channel constraint, not a global sales weight or measured forecast decline.
    - Evidence informing forecast-year allocation inputs; displayed values and growth are calculated: Provider-specific wholesale distribution restrictions establish a channel constraint, not a global sales weight or measured forecast decline.
31. MAGACOPY Sofia - Copying and Printing Prices
    - Evidence informing base-year allocation inputs; displayed values and growth are calculated: A current EUR xx.xx binding-only charge establishes a live commercial service and a price-scope comparison; full-book USD receipts and incidence remain assumed.
    - Evidence informing forecast-year allocation inputs; displayed values and growth are calculated: A current EUR xx.xx binding-only charge establishes a live commercial service and a price-scope comparison; full-book USD receipts and incidence remain assumed.
32. Imago Group - Spotlight on Children's Books for National Young Readers Week
    - Evidence informing base-year allocation inputs; displayed values and growth are calculated: The company's children's portfolio supports board-book commercial classification, not order volumes.
    - Evidence informing forecast-year allocation inputs; displayed values and growth are calculated: The company's children's portfolio supports board-book commercial classification, not order volumes.
    - Evidence informing base-year allocation inputs; displayed values and growth are calculated: Cloth-book offerings support the textile-page category premise, not its modeled incidence.
    - Evidence informing forecast-year allocation inputs; displayed values and growth are calculated: Cloth-book offerings support the textile-page category premise, not its modeled incidence.
    - Evidence informing base-year allocation inputs; displayed values and growth are calculated: Bath-book offerings support a separate commercial category; sales and service receipts are undisclosed.
    - Evidence informing forecast-year allocation inputs; displayed values and growth are calculated: Bath-book offerings support a separate commercial category; sales and service receipts are undisclosed.
33. Pegasus - My First Book of Shapes: EVA Foam Book
    - Evidence informing base-year allocation inputs; displayed values and growth are calculated: The dated 2025 product identifies foam pages and supports commercial-status and classification checks, not global volume or supplier realization.
    - Evidence informing forecast-year allocation inputs; displayed values and growth are calculated: The dated 2025 product identifies foam pages and supports commercial-status and classification checks, not global volume or supplier realization.

34. U.S. Consumer Product Safety Commission - Children's Books
    - Evidence informing base-year allocation inputs; displayed values and growth are calculated: Product classification and intended audience affect commercial compliance accountability; no numerical surcharge is inferred.
    - Evidence informing forecast-year allocation inputs; displayed values and growth are calculated: Product classification and intended audience affect commercial compliance accountability; no numerical surcharge is inferred.
    - Evidence informing base-year allocation inputs; displayed values and growth are calculated: The exemption boundary supports separate classification rather than assumed conventional-book treatment.
    - Evidence informing forecast-year allocation inputs; displayed values and growth are calculated: The exemption boundary supports separate classification rather than assumed conventional-book treatment.
    - Evidence informing base-year allocation inputs; displayed values and growth are calculated: Compliance classification is retained as an uncertainty, not an exclusion or measured price premium.
    - Evidence informing forecast-year allocation inputs; displayed values and growth are calculated: Compliance classification is retained as an uncertainty, not an exclusion or measured price premium.
    - Evidence informing base-year allocation inputs; displayed values and growth are calculated: Specialty construction does not itself establish ordinary-book exemption eligibility or market inactivity.
    - Evidence informing forecast-year allocation inputs; displayed values and growth are calculated: Specialty construction does not itself establish ordinary-book exemption eligibility or market inactivity.
35. Puget Bindery - Services
    - Evidence informing base-year allocation inputs; displayed values and growth are calculated: The provider identifies training manuals and reference guides as mechanical-binding applications, supporting the commissioning premise without measuring sales incidence.
    - Evidence informing forecast-year allocation inputs; displayed values and growth are calculated: The provider identifies training manuals and reference guides as mechanical-binding applications, supporting the commissioning premise without measuring sales incidence.
    - Evidence informing base-year allocation inputs; displayed values and growth are calculated: Lists commercial letterpress book plates and specialty inserts, supporting a component-service model rather than attribution of the entire book price.
    - Evidence informing forecast-year allocation inputs; displayed values and growth are calculated: Lists commercial letterpress book plates and specialty inserts, supporting a component-service model rather than attribution of the entire book price.
    - Evidence informing base-year allocation inputs; displayed values and growth are calculated: The bindery identifies commercial printers, publishers and corporate print buyers as customers and excludes direct-to-consumer sales. This supports trade-purchasing attribution but supplies no sales percentage.
    - Evidence informing forecast-year allocation inputs; displayed values and growth are calculated: The bindery identifies commercial printers, publishers and corporate print buyers as customers and excludes direct-to-consumer sales. This supports trade-purchasing attribution but supplies no sales percentage.

36. ONIX Codelists Issue 75 - List 80: Product Packaging Type
    - Evidence informing base-year allocation inputs; displayed values and growth are calculated: Separates single-item and multivolume slipcases; supplies classification, not sales weights.
    - Evidence informing forecast-year allocation inputs; displayed values and growth are calculated: Separates single-item and multivolume slipcases; supplies classification, not sales weights.
    - Evidence informing base-year allocation inputs; displayed values and growth are calculated: Distinguishes lidded boxes from slipcase-style boxed sets.
    - Evidence informing forecast-year allocation inputs; displayed values and growth are calculated: Distinguishes lidded boxes from slipcase-style boxed sets.
    - Evidence informing base-year allocation inputs; displayed values and growth are calculated: Open-ended wraparound sleeves are distinct from enclosed wrapping.
    - Evidence informing forecast-year allocation inputs; displayed values and growth are calculated: Open-ended wraparound sleeves are distinct from enclosed wrapping.
    - Evidence informing base-year allocation inputs; displayed values and growth are calculated: Recognizes envelope-like slip-sleeves and wallets or folders.
    - Evidence informing forecast-year allocation inputs; displayed values and growth are calculated: Recognizes envelope-like slip-sleeves and wallets or folders.
    - Evidence informing base-year allocation inputs; displayed values and growth are calculated: Recognizes pouch and bag packaging independently.
    - Evidence informing forecast-year allocation inputs; displayed values and growth are calculated: Recognizes pouch and bag packaging independently.
    - Evidence informing base-year allocation inputs; displayed values and growth are calculated: Separately recognizes shrink-wrapped products and bundles.
    - Evidence informing forecast-year allocation inputs; displayed values and growth are calculated: Separately recognizes shrink-wrapped products and bundles.
    - Evidence informing base-year allocation inputs; displayed values and growth are calculated: Defines formed-plastic clamshells and card-backed blister packaging as distinct constructions.
    - Evidence informing forecast-year allocation inputs; displayed values and growth are calculated: Defines formed-plastic clamshells and card-backed blister packaging as distinct constructions.
    - Evidence informing base-year allocation inputs; displayed values and growth are calculated: Explicitly recognizes book browse-prevention closures.
    - Evidence informing forecast-year allocation inputs; displayed values and growth are calculated: Explicitly recognizes book browse-prevention closures.

37. U.S. Government Publishing Office - Program 827-S: Federal Aviation Administration Books, Contract Pricing and Specifications

- Evidence informing base-year allocation inputs; displayed values and growth are calculated: Historical evaluation quantities provide a container-heavy institutional purchasing counterexample, not global shipment shares.
- Evidence informing forecast-year allocation inputs; displayed values and growth are calculated: Historical evaluation quantities provide a container-heavy institutional purchasing counterexample, not global shipment shares.
- Evidence informing base-year allocation inputs; displayed values and growth are calculated: Separately identifies kraft-envelope packing within the book procurement.
- Evidence informing forecast-year allocation inputs; displayed values and growth are calculated: Separately identifies kraft-envelope packing within the book procurement.
- Evidence informing base-year allocation inputs; displayed values and growth are calculated: Identifies cushioned shipping bags as an eligible book-order enclosure.
- Evidence informing forecast-year allocation inputs; displayed values and growth are calculated: Identifies cushioned shipping bags as an eligible book-order enclosure.
- Evidence informing base-year allocation inputs; displayed values and growth are calculated: Includes wrapped shipping bundles as an alternative purchasing configuration.
- Evidence informing forecast-year allocation inputs; displayed values and growth are calculated: Includes wrapped shipping bundles as an alternative purchasing configuration.
- Evidence informing base-year allocation inputs; displayed values and growth are calculated: Requires packing and filler separately from the external enclosure.
- Evidence informing forecast-year allocation inputs; displayed values and growth are calculated: Requires packing and filler separately from the external enclosure.
- Evidence informing base-year allocation inputs; displayed values and growth are calculated: Identifies closure tape and securing straps independently of container construction.
- Evidence informing forecast-year allocation inputs; displayed values and growth are calculated: Identifies closure tape and securing straps independently of container construction.

38. U.S. Government Publishing Office - Print Order Form 2511 Instructions
    - Evidence informing base-year allocation inputs; displayed values and growth are calculated: Specifies paper-banded sets separately from shrink-wrapped sets.
    - Evidence informing forecast-year allocation inputs; displayed values and growth are calculated: Specifies paper-banded sets separately from shrink-wrapped sets.
    - Evidence informing base-year allocation inputs; displayed values and growth are calculated: Describes shrink-wrapped units nested within cartons, supporting component attribution.
    - Evidence informing forecast-year allocation inputs; displayed values and growth are calculated: Describes shrink-wrapped units nested within cartons, supporting component attribution.
    - Evidence informing base-year allocation inputs; displayed values and growth are calculated: Distinguishes internal packaging, container quantities and pallet requirements.
    - Evidence informing forecast-year allocation inputs; displayed values and growth are calculated: Distinguishes internal packaging, container quantities and pallet requirements.
    - Evidence informing base-year allocation inputs; displayed values and growth are calculated: The instructions distinguish nominated delivery addresses and warehouse receiving arrangements, supporting the receiving-point attribution premise, not an observed consolidated market share.
    - Evidence informing forecast-year allocation inputs; displayed values and growth are calculated: The instructions distinguish nominated delivery addresses and warehouse receiving arrangements, supporting the receiving-point attribution premise, not an observed consolidated market share.
    - Evidence informing base-year allocation inputs; displayed values and growth are calculated: Supplemental distribution lists accommodate multiple destinations, supporting the distinction between preallocated destination delivery and a single receiving-point handoff.
    - Evidence informing forecast-year allocation inputs; displayed values and growth are calculated: Supplemental distribution lists accommodate multiple destinations, supporting the distinction between preallocated destination delivery and a single receiving-point handoff.
    - Evidence informing base-year allocation inputs; displayed values and growth are calculated: GPO specifies black interior inks separately from cover inks, supporting the monochrome classification and underlying-book attribution premise, not its modeled sales weight. ([gpo.gov](https://www.gpo.gov/docs/default-source/forms-standards-pdf-files/2511_instructions.pdf))
    - Evidence informing forecast-year allocation inputs; displayed values and growth are calculated: GPO specifies black interior inks separately from cover inks, supporting the monochrome classification and underlying-book attribution premise, not its modeled sales weight. ([gpo.gov](https://www.gpo.gov/docs/default-source/forms-standards-pdf-files/2511_instructions.pdf))
    - Evidence informing base-year allocation inputs; displayed values and growth are calculated: Designated Pantone specifications are recognized for interior inks, supporting a separate spot-color commercial category without measuring its share. ([gpo.gov](https://www.gpo.gov/docs/default-source/forms-standards-pdf-files/2511_instructions.pdf))
    - Evidence informing forecast-year allocation inputs; displayed values and growth are calculated: Designated Pantone specifications are recognized for interior inks, supporting a separate spot-color commercial category without measuring its share. ([gpo.gov](https://www.gpo.gov/docs/default-source/forms-standards-pdf-files/2511_instructions.pdf))
    - Evidence informing base-year allocation inputs; displayed values and growth are calculated: Four-color process is identified as full color for interior pages; cover color is separately specified. This supports classification at both modeled anchors. ([gpo.gov](https://www.gpo.gov/docs/default-source/forms-standards-pdf-files/2511_instructions.pdf))
    - Evidence informing forecast-year allocation inputs; displayed values and growth are calculated: Four-color process is identified as full color for interior pages; cover color is separately specified. This supports classification at both modeled anchors. ([gpo.gov](https://www.gpo.gov/docs/default-source/forms-standards-pdf-files/2511_instructions.pdf))

39. GPOExpress Program Pricing Guide - November 2024
    - Evidence informing base-year allocation inputs; displayed values and growth are calculated: USD xx.xx hand folding provides a handling-cost comparison; the complete band realization remains modeled.
    - Evidence informing forecast-year allocation inputs; displayed values and growth are calculated: USD xx.xx hand folding provides a handling-cost comparison; the complete band realization remains modeled.
    - Evidence informing base-year allocation inputs; displayed values and growth are calculated: USD xx.xx per shrink wrap anchors a small-run comparison, not the assumed global realization.
    - Evidence informing forecast-year allocation inputs; displayed values and growth are calculated: USD xx.xx per shrink wrap anchors a small-run comparison, not the assumed global realization.
    - Evidence informing base-year allocation inputs; displayed values and growth are calculated: USD xx.xx auxiliary insertion supplies a handling-price comparison, not protective-material sales.
    - Evidence informing forecast-year allocation inputs; displayed values and growth are calculated: USD xx.xx auxiliary insertion supplies a handling-price comparison, not protective-material sales.
40. Hardcover Book Protection: Dust Jackets or Slipcases?
    - Evidence informing base-year allocation inputs; displayed values and growth are calculated: Own-product EXW slipcase prices of USD xx.xx, USD xx.xx and USD xx.xx at xx.xx xx.xx and xx.xx units constrain relative realizations.
    - Evidence informing forecast-year allocation inputs; displayed values and growth are calculated: Own-product EXW slipcase prices of USD xx.xx, USD xx.xx and USD xx.xx at xx.xx xx.xx and xx.xx units constrain relative realizations.
41. Book Printing Cost in China: How Printing Prices Are Calculated
    - Evidence informing base-year allocation inputs; displayed values and growth are calculated: Approximately USD xx.xx per export carton including basic packing materials constrains the bulk-package budget; the container allocation is modeled.
    - Evidence informing forecast-year allocation inputs; displayed values and growth are calculated: Approximately USD xx.xx per export carton including basic packing materials constrains the bulk-package budget; the container allocation is modeled.
    - Evidence informing base-year allocation inputs; displayed values and growth are calculated: The inclusive carton quotation constrains combined spending; its cushioning split is assumed.
    - Evidence informing forecast-year allocation inputs; displayed values and growth are calculated: The inclusive carton quotation constrains combined spending; its cushioning split is assumed.
    - Evidence informing base-year allocation inputs; displayed values and growth are calculated: The inclusive carton quotation constrains combined spending; its closure split is assumed.
    - Evidence informing forecast-year allocation inputs; displayed values and growth are calculated: The inclusive carton quotation constrains combined spending; its closure split is assumed.
42. Make Believe Ideas - Independent Retail Catalog 2025
    - Evidence informing base-year allocation inputs; displayed values and growth are calculated: The 2025 catalog identifies activity books with cover-mounted blisters, establishing book-specific participation but not packaging revenue or volume.
    - Evidence informing forecast-year allocation inputs; displayed values and growth are calculated: The 2025 catalog identifies activity books with cover-mounted blisters, establishing book-specific participation but not packaging revenue or volume.
43. Bookmobile - Request Book Printing Quotes the Right Way to Save Money
    - Evidence informing base-year allocation inputs; displayed values and growth are calculated: The printer's bookstore-oriented purchasing guidance cautions against universal shrink-wrap attachment.
    - Evidence informing forecast-year allocation inputs; displayed values and growth are calculated: The printer's bookstore-oriented purchasing guidance cautions against universal shrink-wrap attachment.

44. Digital Book Printing - Bookmobile
    - Evidence informing base-year allocation inputs; displayed values and growth are calculated: The current book-production portfolio separately offers poly bags, supporting commercial category participation rather than a sales weight.
    - Evidence informing forecast-year allocation inputs; displayed values and growth are calculated: The current book-production portfolio separately offers poly bags, supporting commercial category participation rather than a sales weight.
    - Evidence informing base-year allocation inputs; displayed values and growth are calculated: The current portfolio offers shrink-wrap independently of other finishing options.
    - Evidence informing forecast-year allocation inputs; displayed values and growth are calculated: The current portfolio offers shrink-wrap independently of other finishing options.
45. Sell Books on Shopify - Lulu
    - Evidence informing forecast-year allocation inputs; displayed values and growth are calculated: The offered storefront-to-print-and-ship route supports an accessible production-linked parcel channel, not assumed demand.
    - Evidence informing forecast-year allocation inputs; displayed values and growth are calculated: Direct fulfillment availability supports the parcel-use scenario without establishing envelope mix.
    - Evidence informing forecast-year allocation inputs; displayed values and growth are calculated: Direct fulfillment availability supports the parcel-use scenario without establishing bag mix.
46. European Commission - New EU Rules on Packaging Enter into Application
    - Evidence informing forecast-year allocation inputs; displayed values and growth are calculated: Regional packaging minimization supports a directional right-sizing premise, not a measured global box-price effect.
    - Evidence informing forecast-year allocation inputs; displayed values and growth are calculated: Waste-reduction requirements inform the bounded substitution scenario; they do not quantify band adoption.
    - Evidence informing forecast-year allocation inputs; displayed values and growth are calculated: Regional circularity requirements inform lower lightweight-bag exposure without implying a global book-bag ban.
    - Evidence informing forecast-year allocation inputs; displayed values and growth are calculated: Material substitution remains partly internal to the combined film-and-paper category.
    - Evidence informing forecast-year allocation inputs; displayed values and growth are calculated: Regional recyclability pressure informs the niche substitution scenario, not an observed blister-sales decline.
    - Evidence informing forecast-year allocation inputs; displayed values and growth are calculated: Empty-space reduction provides a directional premise for lower cushioning allowance per individual box.
47. Digital Printing - U.S. Government Publishing Office
    - Evidence informing base-year allocation inputs; displayed values and growth are calculated: Procurement examples allow offset or digital alternatives while restricting some digital variants, supporting an acceptance- and run-mix model rather than a universal quality ranking. This is a modeling premise, not an observed process share.
    - Evidence informing forecast-year allocation inputs; displayed values and growth are calculated: Procurement examples allow offset or digital alternatives while restricting some digital variants, supporting an acceptance- and run-mix model rather than a universal quality ranking. This is a modeling premise, not an observed process share.
    - Evidence informing base-year allocation inputs; displayed values and growth are calculated: The purchasing guidance supports conditional digital substitution, not unrestricted interchangeability or an observed forecast allocation.
    - Evidence informing forecast-year allocation inputs; displayed values and growth are calculated: The purchasing guidance supports conditional digital substitution, not unrestricted interchangeability or an observed forecast allocation.

48. Clays demonstrate dedication to digital investment
    - Evidence informing base-year allocation inputs; displayed values and growth are calculated: Reports xx.xx books annually and xx.xx books of digital capacity in an older investment statement; this constrains scale but is not a 2025 realized output mix.
    - Evidence informing forecast-year allocation inputs; displayed values and growth are calculated: Reports xx.xx books annually and xx.xx books of digital capacity in an older investment statement; this constrains scale but is not a 2025 realized output mix.
    - Evidence informing base-year allocation inputs; displayed values and growth are calculated: The company's inkjet investment supports an existing book-production application and a conditional adoption premise, not a quantified global forecast.
    - Evidence informing forecast-year allocation inputs; displayed values and growth are calculated: The company's inkjet investment supports an existing book-production application and a conditional adoption premise, not a quantified global forecast.
    - Evidence informing base-year allocation inputs; displayed values and growth are calculated: The capacity/output comparison is a limited commercial check on continued conventional book production, not a direct offset revenue observation.
    - Evidence informing forecast-year allocation inputs; displayed values and growth are calculated: The capacity/output comparison is a limited commercial check on continued conventional book production, not a direct offset revenue observation.
49. ISO/TC 130 - Guidelines for Using Print Production Standards, Version 1.0, 2019
    - Evidence informing base-year allocation inputs; displayed values and growth are calculated: Distinguishes packaging use cases and printing processes, supporting allocation of gravure to book-associated components rather than the full value of a book.
    - Evidence informing forecast-year allocation inputs; displayed values and growth are calculated: Distinguishes packaging use cases and printing processes, supporting allocation of gravure to book-associated components rather than the full value of a book.
    - Evidence informing base-year allocation inputs; displayed values and growth are calculated: Identifies flexographic packaging applications; the book-specific spending budget and process coefficients remain modeled.
    - Evidence informing forecast-year allocation inputs; displayed values and growth are calculated: Identifies flexographic packaging applications; the book-specific spending budget and process coefficients remain modeled.
50. Premium Layflat Photo Books - PhotobookShop
    - Evidence informing base-year allocation inputs; displayed values and growth are calculated: Offers bound silver-halide photographic books and distinguishes them from digitally printed alternatives, supporting the model's separate photographic category rather than an observed sales weight.
    - Evidence informing forecast-year allocation inputs; displayed values and growth are calculated: Offers bound silver-halide photographic books and distinguishes them from digitally printed alternatives, supporting the model's separate photographic category rather than an observed sales weight.
51. The Cormac McCarthy Collection - The Folio Society
    - Evidence informing base-year allocation inputs; displayed values and growth are calculated: Documents screen-printed cloth covers on physical book editions, supporting component-level commercial attribution. It does not measure supplier component receipts or global uptake.
    - Evidence informing forecast-year allocation inputs; displayed values and growth are calculated: Documents screen-printed cloth covers on physical book editions, supporting component-level commercial attribution. It does not measure supplier component receipts or global uptake.

52. Risograph Digital Duplicator Order Form, 2026 - Minneapolis College of Art and Design
    - Evidence informing base-year allocation inputs; displayed values and growth are calculated: The 2026 institutional form recognizes Risograph book/booklet orders but excludes assembly. It supports a limited application boundary, not 2025 external commercial volume; internal institutional charges are excluded from the numerator.
    - Evidence informing forecast-year allocation inputs; displayed values and growth are calculated: The 2026 institutional form recognizes Risograph book/booklet orders but excludes assembly. It supports a limited application boundary, not 2025 external commercial volume; internal institutional charges are excluded from the numerator.
53. American Printing House - 2024 Annual Report
    - Evidence informing base-year allocation inputs; displayed values and growth are calculated: Fiscal 2024 product sales were USD xx.xx; braille publications represented xx.xx% of product sales; xx.xx braille volumes were produced. These inputs constrain an adjusted production-realization proxy, not a global market share.
    - Evidence informing base-year allocation inputs; displayed values and growth are calculated: The decline from xx.xx braille volumes in 2022 qualifies a uniform physical-demand growth assumption and informs the slower relative forecast activity weight.
    - Evidence informing forecast-year allocation inputs; displayed values and growth are calculated: Fiscal 2024 product sales were USD xx.xx; braille publications represented xx.xx% of product sales; xx.xx braille volumes were produced. These inputs constrain an adjusted production-realization proxy, not a global market share.
    - Evidence informing forecast-year allocation inputs; displayed values and growth are calculated: The decline from xx.xx braille volumes in 2022 qualifies a uniform physical-demand growth assumption and informs the slower relative forecast activity weight.
54. Kodak Moments Kiosk - Kodak Alaris
    - Evidence informing base-year allocation inputs; displayed values and growth are calculated: Advertises book-capable retail kiosk equipment and a photographic-printing portfolio. Used only as a commercial-route premise for the thermal working estimate, not as evidence of thermal book-service sales, utilization or the final share.
    - Evidence informing forecast-year allocation inputs; displayed values and growth are calculated: Advertises book-capable retail kiosk equipment and a photographic-printing portfolio. Used only as a commercial-route premise for the thermal working estimate, not as evidence of thermal book-service sales, utilization or the final share.
55. 二〇二一年全国新闻出版业基本情况
    - Evidence informing base-year allocation inputs; displayed values and growth are calculated: Official 2021 aggregate textbook output distinguishes school, tertiary and vocational/adult activity; historical volumes require value and global-scope adjustments.
    - Evidence informing forecast-year allocation inputs; displayed values and growth are calculated: Official 2021 aggregate textbook output distinguishes school, tertiary and vocational/adult activity; historical volumes require value and global-scope adjustments.
    - Evidence informing base-year allocation inputs; displayed values and growth are calculated: Secondary, primary and teaching-book aggregate sheet counts form the school activity weight.
    - Evidence informing forecast-year allocation inputs; displayed values and growth are calculated: Secondary, primary and teaching-book aggregate sheet counts form the school activity weight.
    - Evidence informing base-year allocation inputs; displayed values and growth are calculated: Tertiary textbook aggregate output supplies the higher-education activity input before an assumed relative-service-value adjustment.
    - Evidence informing forecast-year allocation inputs; displayed values and growth are calculated: Tertiary textbook aggregate output supplies the higher-education activity input before an assumed relative-service-value adjustment.
    - Evidence informing base-year allocation inputs; displayed values and growth are calculated: Vocational, adult and literacy textbook output supplies the corresponding historical activity input.
    - Evidence informing forecast-year allocation inputs; displayed values and growth are calculated: Vocational, adult and literacy textbook output supplies the corresponding historical activity input.

56. Music, printed or in manuscript imports by country, 2024 - World Integrated Trade Solution
    - Evidence informing base-year allocation inputs; displayed values and growth are calculated: Official HS xx.xx import observations constrain the music-publication value bridge; domestic supply, physical-book eligibility and the printing-service fraction remain modeled.
    - Evidence informing forecast-year allocation inputs; displayed values and growth are calculated: Official HS xx.xx import observations constrain the music-publication value bridge; domestic supply, physical-book eligibility and the printing-service fraction remain modeled.
57. Bloomsbury Publishing - 2024/25 Results Presentation
    - Evidence informing base-year allocation inputs; displayed values and growth are calculated: Separate Academic & Professional print, digital and rights/service receipts demonstrate the required physical-revenue boundary; company mix is not treated as global market share.
    - Evidence informing forecast-year allocation inputs; displayed values and growth are calculated: Separate Academic & Professional print, digital and rights/service receipts demonstrate the required physical-revenue boundary; company mix is not treated as global market share.
    - Evidence informing base-year allocation inputs; displayed values and growth are calculated: Observed physical academic publishing activity supports commercial applicability but does not verify the assumed global research/reference ratio.
    - Evidence informing forecast-year allocation inputs; displayed values and growth are calculated: Observed physical academic publishing activity supports commercial applicability but does not verify the assumed global research/reference ratio.
58. HDSB - RFSQ 26-013: Yearbook Software and Printing Services
    - Evidence informing base-year allocation inputs; displayed values and growth are calculated: The qualification notice establishes a commissioned yearbook scope including printing, binding and school delivery; it supplies no awarded value and is not used as a sales weight.
    - Evidence informing forecast-year allocation inputs; displayed values and growth are calculated: The qualification notice establishes a commissioned yearbook scope including printing, binding and school delivery; it supplies no awarded value and is not used as a sales weight.
    - Evidence informing base-year allocation inputs; displayed values and growth are calculated: The yearbook qualification notice restricts supply to prequalified vendors while permitting school bulk orders and individual ordering. It supports separating commissioning authority from ultimate payment, but discloses no fulfilled-order value.
    - Evidence informing forecast-year allocation inputs; displayed values and growth are calculated: The yearbook qualification notice restricts supply to prequalified vendors while permitting school bulk orders and individual ordering. It supports separating commissioning authority from ultimate payment, but discloses no fulfilled-order value.
    - Evidence informing base-year allocation inputs; displayed values and growth are calculated: The individual-ordering option establishes an attribution uncertainty relevant to the modeled household portion; it does not establish the assumed xx.xx% proportion.
    - Evidence informing forecast-year allocation inputs; displayed values and growth are calculated: The individual-ordering option establishes an attribution uncertainty relevant to the modeled household portion; it does not establish the assumed xx.xx% proportion.

59. U.S. Census Bureau - 2022 Economic Census, Books Printing Questionnaire MC-32312
    - Evidence informing base-year allocation inputs; displayed values and growth are calculated: The official printing questionnaire supports the distinction between textbook and general-book production; recognition is not treated as a revenue weight.
    - Evidence informing forecast-year allocation inputs; displayed values and growth are calculated: The official printing questionnaire supports the distinction between textbook and general-book production; recognition is not treated as a revenue weight.
    - Evidence informing base-year allocation inputs; displayed values and growth are calculated: Recognized coloring-book output supports treating recreational activity commissions separately from institutional textbooks according to purpose.
    - Evidence informing forecast-year allocation inputs; displayed values and growth are calculated: Recognized coloring-book output supports treating recreational activity commissions separately from institutional textbooks according to purpose.
60. Press Information Bureau - Department of School Education & Literacy, Year End Review 2024
    - Evidence informing base-year allocation inputs; displayed values and growth are calculated: The government review describes substantial NCERT physical-textbook activity, independently qualifying the physical-availability premise without establishing attributable supplier revenue.
    - Evidence informing forecast-year allocation inputs; displayed values and growth are calculated: The government review describes substantial NCERT physical-textbook activity, independently qualifying the physical-availability premise without establishing attributable supplier revenue.
61. 2022 North American Industry Classification System - United States
    - Evidence informing base-year allocation inputs; displayed values and growth are calculated: Dedicated book-publishing activity is separated from institutional primary activities and printing without publishing, constraining the Publishing Organizations numerator.
    - Evidence informing forecast-year allocation inputs; displayed values and growth are calculated: Dedicated book-publishing activity is separated from institutional primary activities and printing without publishing, constraining the Publishing Organizations numerator.
62. U.S. Census Bureau - Books Printing: 2002
    - Evidence informing base-year allocation inputs; displayed values and growth are calculated: Table xx.xx reports 2002 U.S. books-printing contract-work costs of USD xx.xx and shipments of USD xx.xx. Their ratio supplies a dated manufacturing-subcontract proxy, held constant within the forecast component.
    - Evidence informing forecast-year allocation inputs; displayed values and growth are calculated: Table xx.xx reports 2002 U.S. books-printing contract-work costs of USD xx.xx and shipments of USD xx.xx. Their ratio supplies a dated manufacturing-subcontract proxy, held constant within the forecast component.
    - Evidence informing base-year allocation inputs; displayed values and growth are calculated: The historical subcontract-cost input constrains the modeled transfer from publisher-origin commissioning to performing suppliers, without adding another gross contract value.
    - Evidence informing forecast-year allocation inputs; displayed values and growth are calculated: The historical subcontract-cost input constrains the modeled transfer from publisher-origin commissioning to performing suppliers, without adding another gross contract value.
63. Samfine Creation Holdings Group Limited - Form 20-F for the year ended December 31, 2025
    - Evidence informing base-year allocation inputs; displayed values and growth are calculated: The company reports USD xx.xx of 2025 book-product revenue and principally serves book traders that secure printing contracts and outsource production. This is a supplier-specific quantitative role check, not a Global allocation weight.
    - Evidence informing forecast-year allocation inputs; displayed values and growth are calculated: The company reports USD xx.xx of 2025 book-product revenue and principally serves book traders that secure printing contracts and outsource production. This is a supplier-specific quantitative role check, not a Global allocation weight.

64. Ministry of Education - NCERT and Amazon Letter of Engagement, October 7, 2024
    - Evidence informing base-year allocation inputs; displayed values and growth are calculated: The October xx.xx 2024 announcement targeted xx.xx NCERT books for academic 2025-xx.xx. This is a planned institutional activity anchor; realization, eligible receipts and subsequent growth are modeled separately.
    - Evidence informing forecast-year allocation inputs; displayed values and growth are calculated: The October xx.xx 2024 announcement targeted xx.xx NCERT books for academic 2025-xx.xx. This is a planned institutional activity anchor; realization, eligible receipts and subsequent growth are modeled separately.
65. Bangladesh e-GP - NCTB/TEXTBOOK/2025, Package GD.102_SEC_8.031
    - Evidence informing base-year allocation inputs; displayed values and growth are calculated: The government-funded procurement plan specifies xx.xx academic-2025 textbook copies and an estimated BDT xx.xx for printing, binding and supply. It constrains commercial order scale and local unit-budget plausibility, not realized annual revenue.
    - Evidence informing forecast-year allocation inputs; displayed values and growth are calculated: The government-funded procurement plan specifies xx.xx academic-2025 textbook copies and an estimated BDT xx.xx for printing, binding and supply. It constrains commercial order scale and local unit-budget plausibility, not realized annual revenue.
66. Students suffer as NCTB fails to deliver books - The Daily Star, January 17, 2025
    - Evidence informing base-year allocation inputs; displayed values and growth are calculated: The January xx.xx 2025 report corroborates the dated approximately xx.xx-copy textbook target and early-year delivery disruption. Target realization and supplier receipts remain modeled.
67. Secondary-level students: A new year without full set of books for many - The Daily Star, December 28, 2025
    - Evidence informing forecast-year allocation inputs; displayed values and growth are calculated: The December xx.xx 2025 report corroborates the approximately xx.xx-copy academic-2026 target and continued delivery slippage. It informs a normalization assumption, not an observed 2032 share.
68. Business Books - Print Professional, Custom Corporate Books | Blurb
    - Evidence informing base-year allocation inputs; displayed values and growth are calculated: The business-book offering includes organizational presentation and corporate-gift applications. It establishes an in-scope commissioning proposition, not the modeled global copy quantity or spending.
    - Evidence informing forecast-year allocation inputs; displayed values and growth are calculated: The business-book offering includes organizational presentation and corporate-gift applications. It establishes an in-scope commissioning proposition, not the modeled global copy quantity or spending.
69. How to Use Lulu to Support Your Nonprofit | Lulu
    - Evidence informing base-year allocation inputs; displayed values and growth are calculated: The platform permits an organization or charity to receive creator proceeds. This supports excluding beneficiary-only arrangements from nonprofit commissioning; it does not measure nonprofit printing purchases.
    - Evidence informing forecast-year allocation inputs; displayed values and growth are calculated: The platform permits an organization or charity to receive creator proceeds. This supports excluding beneficiary-only arrangements from nonprofit commissioning; it does not measure nonprofit printing purchases.

70. News Corp - Form 10-K for the fiscal year ended June 30, 2025
    - Evidence informing base-year allocation inputs; displayed values and growth are calculated: Fiscal 2025 consumer backlist revenue of xx.xx% and digital revenue of xx.xx% anchor the assumed physical-backlist bridge and its forecast starting model.
    - Evidence informing forecast-year allocation inputs; displayed values and growth are calculated: Fiscal 2025 consumer backlist revenue of xx.xx% and digital revenue of xx.xx% anchor the assumed physical-backlist bridge and its forecast starting model.
    - Evidence informing base-year allocation inputs; displayed values and growth are calculated: The disclosed backlist mix constrains recurring-title demand; its division into replenishment and POD remains modeled.
    - Evidence informing forecast-year allocation inputs; displayed values and growth are calculated: The disclosed backlist mix constrains recurring-title demand; its division into replenishment and POD remains modeled.
    - Evidence informing base-year allocation inputs; displayed values and growth are calculated: The complementary frontlist population supports the launch-stock cohort after physical-format adjustments.
    - Evidence informing forecast-year allocation inputs; displayed values and growth are calculated: The complementary frontlist population supports the launch-stock cohort after physical-format adjustments.
71. News Corp - Form 10-K for the fiscal year ended June 30, 2026
    - Evidence informing forecast-year allocation inputs; displayed values and growth are calculated: Fiscal 2026 backlist revenue of xx.xx% and digital revenue of xx.xx% lower the forecast physical-backlist proxy instead of assuming continued backlist expansion.
    - Evidence informing forecast-year allocation inputs; displayed values and growth are calculated: The updated catalog mix changes the forecast population available for repeat inventory releases.
    - Evidence informing forecast-year allocation inputs; displayed values and growth are calculated: The updated frontlist/backlist bridge changes the forecast planned-production weight; no 2032 share is disclosed.
72. How Do Lulu Direct Orders Work?
    - Evidence informing base-year allocation inputs; displayed values and growth are calculated: Lulu describes printing after customer purchase and distinguishes production from subsequent shipment, supporting recipient-order attribution rather than technology-based classification.
    - Evidence informing forecast-year allocation inputs; displayed values and growth are calculated: Lulu describes printing after customer purchase and distinguishes production from subsequent shipment, supporting recipient-order attribution rather than technology-based classification.
    - Evidence informing base-year allocation inputs; displayed values and growth are calculated: No minimum order and one-copy ordering establish commercial feasibility, not the number or value of single-copy releases.
    - Evidence informing forecast-year allocation inputs; displayed values and growth are calculated: No minimum order and one-copy ordering establish commercial feasibility, not the number or value of single-copy releases.
    - Evidence informing base-year allocation inputs; displayed values and growth are calculated: One POD offering accepts hundreds of copies, independently challenging a POD-equals-single-copy allocation.
    - Evidence informing forecast-year allocation inputs; displayed values and growth are calculated: One POD offering accepts hundreds of copies, independently challenging a POD-equals-single-copy allocation.
    - Evidence informing base-year allocation inputs; displayed values and growth are calculated: Orders can extend into thousands within the same offering; the production trigger therefore does not uniquely identify the working run band.
    - Evidence informing forecast-year allocation inputs; displayed values and growth are calculated: Orders can extend into thousands within the same offering; the production trigger therefore does not uniquely identify the working run band.

73. Supply Chain - Clays
    - Evidence informing base-year allocation inputs; displayed values and growth are calculated: Clays describes differentiated backlist arrangements and stock visibility, supporting a separate inventory-replenishment cohort without establishing its numerical prevalence.
    - Evidence informing forecast-year allocation inputs; displayed values and growth are calculated: Clays describes differentiated backlist arrangements and stock visibility, supporting a separate inventory-replenishment cohort without establishing its numerical prevalence.
    - Evidence informing base-year allocation inputs; displayed values and growth are calculated: New-title consolidation and predictable annual backlist demand support retaining planned inventory commitments; short-run printing is explicitly not necessarily POD.
    - Evidence informing forecast-year allocation inputs; displayed values and growth are calculated: New-title consolidation and predictable annual backlist demand support retaining planned inventory commitments; short-run printing is explicitly not necessarily POD.
    - Evidence informing base-year allocation inputs; displayed values and growth are calculated: Clays explicitly distinguishes short-run work from POD, supporting category separation rather than a technological proxy for value share.
    - Evidence informing forecast-year allocation inputs; displayed values and growth are calculated: Clays explicitly distinguishes short-run work from POD, supporting category separation rather than a technological proxy for value share.
74. Smart Backlist Management: When to Hold and When to Print-on-Demand
    - Evidence informing base-year allocation inputs; displayed values and growth are calculated: Sheridan describes low-volume titles moving to POD while other titles retain inventory, supporting differentiated release-policy assumptions rather than a uniform backlist-to-POD conversion.
    - Evidence informing forecast-year allocation inputs; displayed values and growth are calculated: Sheridan describes low-volume titles moving to POD while other titles retain inventory, supporting differentiated release-policy assumptions rather than a uniform backlist-to-POD conversion.
    - Evidence informing base-year allocation inputs; displayed values and growth are calculated: A disclosed customer example uses a stock threshold to trigger a 2,000-copy replenishment order. It establishes the commercial mechanism, not a market-wide share.
    - Evidence informing forecast-year allocation inputs; displayed values and growth are calculated: A disclosed customer example uses a stock threshold to trigger a 2,000-copy replenishment order. It establishes the commercial mechanism, not a market-wide share.

75. Shortage of NCERT textbooks - Rajya Sabha Unstarred Question No. 1941, December 17, 2025
    - Evidence informing base-year allocation inputs; displayed values and growth are calculated: Advance enrollment-based forecasting, academic-session readiness and a fiscal 2025-xx.xx plan for approximately xx.xx textbooks support a substantial calendar-driven stock cohort. The target is not realized production.
    - Evidence informing forecast-year allocation inputs; displayed values and growth are calculated: Advance enrollment-based forecasting, academic-session readiness and a fiscal 2025-xx.xx plan for approximately xx.xx textbooks support a substantial calendar-driven stock cohort. The target is not realized production.
    - Evidence informing base-year allocation inputs; displayed values and growth are calculated: Phased supply and inventory monitoring support distinguishing ongoing availability obligations from individual-recipient POD, without quantifying replenishment's global prevalence.
    - Evidence informing forecast-year allocation inputs; displayed values and growth are calculated: Phased supply and inventory monitoring support distinguishing ongoing availability obligations from individual-recipient POD, without quantifying replenishment's global prevalence.
    - Evidence informing base-year allocation inputs; displayed values and growth are calculated: The official answer distinguishes printer empanelment from approximately xx.xx distribution vendors and describes planned fiscal 2025-xx.xx printing of approximately xx.xx textbooks. It supports commissioning-versus-distribution separation, not a realized monetary channel split.
    - Evidence informing forecast-year allocation inputs; displayed values and growth are calculated: The official answer distinguishes printer empanelment from approximately xx.xx distribution vendors and describes planned fiscal 2025-xx.xx printing of approximately xx.xx textbooks. It supports commissioning-versus-distribution separation, not a realized monetary channel split.
    - Evidence informing base-year allocation inputs; displayed values and growth are calculated: Phased textbook supply supports treating annual institutional quantities separately from production batches; it does not disclose the medium-run allocation.
    - Evidence informing forecast-year allocation inputs; displayed values and growth are calculated: Phased textbook supply supports treating annual institutional quantities separately from production batches; it does not disclose the medium-run allocation.
    - Evidence informing base-year allocation inputs; displayed values and growth are calculated: The December xx.xx 2025 answer identifies a xx.xx-million-copy FY2025-xx.xx printing decision versus approximately xx.xx in recent years, a counterforce to assuming rapid long-run disappearance. Planned copies are not realized service revenue.
    - Evidence informing forecast-year allocation inputs; displayed values and growth are calculated: The December xx.xx 2025 answer identifies a xx.xx-million-copy FY2025-xx.xx printing decision versus approximately xx.xx in recent years, a counterforce to assuming rapid long-run disappearance. Planned copies are not realized service revenue.
76. Fulfillment Fee - Lulu Direct
    - Evidence informing base-year allocation inputs; displayed values and growth are calculated: The September 2026 schedule lists USD xx.xx per order regardless of item count, supporting an order-frequency effect on associated-service value. It does not verify the assumed historical or forecast multiplier.
    - Evidence informing forecast-year allocation inputs; displayed values and growth are calculated: The September 2026 schedule lists USD xx.xx per order regardless of item count, supporting an order-frequency effect on associated-service value. It does not verify the assumed historical or forecast multiplier.

77. InnerWorkings, Inc. - Form 10-K for the year ended December 31, 2019
    - Evidence informing base-year allocation inputs; displayed values and growth are calculated: The 2019 filing reports USD xx.xx gross profit on USD xx.xx revenue and describes purchased-product and direct-service costs. Historical reported margins constrain the modeled xx.xx% retained-fee ratio; they do not directly measure book-channel share.
    - Evidence informing forecast-year allocation inputs; displayed values and growth are calculated: The 2019 filing reports USD xx.xx gross profit on USD xx.xx revenue and describes purchased-product and direct-service costs. Historical reported margins constrain the modeled xx.xx% retained-fee ratio; they do not directly measure book-channel share.
    - Evidence informing base-year allocation inputs; displayed values and growth are calculated: The procurement-service margin comparison supports the fee-to-managed-spending bridge underlying the direct-channel complement. Carrying the normalized ratio into 2032 is explicitly a forecast assumption.
    - Evidence informing forecast-year allocation inputs; displayed values and growth are calculated: The procurement-service margin comparison supports the fee-to-managed-spending bridge underlying the direct-channel complement. Carrying the normalized ratio into 2032 is explicitly a forecast assumption.
78. Simplified Purchase Agreement - U.S. Government Publishing Office
    - Evidence informing base-year allocation inputs; displayed values and growth are calculated: SPA permits agency awards directly to certified vendors for purchases up to USD xx.xx while GPO pays vendors and invoices agencies. This supports classifying by the contracting relationship rather than the invoice payer, not a numerical global weight.
    - Evidence informing forecast-year allocation inputs; displayed values and growth are calculated: SPA permits agency awards directly to certified vendors for purchases up to USD xx.xx while GPO pays vendors and invoices agencies. This supports classifying by the contracting relationship rather than the invoice payer, not a numerical global weight.
79. Global Print Services | China, Europe, SE Asia, USA & India
    - Evidence informing base-year allocation inputs; displayed values and growth are calculated: Imago describes sourcing suppliers and coordinating multiple manufacturers for book-related projects. Its cumulative customer relationships establish the offered intermediary role but are not annual revenue or allocation weights.
    - Evidence informing forecast-year allocation inputs; displayed values and growth are calculated: Imago describes sourcing suppliers and coordinating multiple manufacturers for book-related projects. Its cumulative customer relationships establish the offered intermediary role but are not annual revenue or allocation weights.
80. Lion Rock Group Limited - Annual Report 2025
    - Evidence informing base-year allocation inputs; displayed values and growth are calculated: Own-business 2025 turnover changes of minus xx.xx% for APOL and minus xx.xx% for Regent challenge uniform intermediary growth; Regent's non-book focus limits its relevance. These observations support avoiding an additional adoption uplift.
    - Evidence informing forecast-year allocation inputs; displayed values and growth are calculated: Own-business 2025 turnover changes of minus xx.xx% for APOL and minus xx.xx% for Regent challenge uniform intermediary growth; Regent's non-book focus limits its relevance. These observations support avoiding an additional adoption uplift.
    - Evidence informing base-year allocation inputs; displayed values and growth are calculated: Manufacturing turnover changes of minus xx.xx% at xx.xx Printing and plus xx.xx% at Papercraft demonstrate differing supplier trajectories rather than a simple common channel-growth pattern; these are not direct-contracting market shares.
    - Evidence informing forecast-year allocation inputs; displayed values and growth are calculated: Manufacturing turnover changes of minus xx.xx% at xx.xx Printing and plus xx.xx% at Papercraft demonstrate differing supplier trajectories rather than a simple common channel-growth pattern; these are not direct-contracting market shares.

81. Imprint Digital - Book Printing Prices UK

- Evidence informing base-year allocation inputs; displayed values and growth are calculated: The inspected schedule quotes GBP xx.xx at xx.xx copies for one paperback specification, supporting a relative-price input, not a historical global realization.
- Evidence informing forecast-year allocation inputs; displayed values and growth are calculated: The inspected schedule quotes GBP xx.xx at xx.xx copies for one paperback specification, supporting a relative-price input, not a historical global realization.
- Evidence informing base-year allocation inputs; displayed values and growth are calculated: GBP xx.xx at xx.xx copies supplies the medium-run reference index; format and delivery differences require separate treatment.
- Evidence informing forecast-year allocation inputs; displayed values and growth are calculated: GBP xx.xx at xx.xx copies supplies the medium-run reference index; format and delivery differences require separate treatment.
- Evidence informing base-year allocation inputs; displayed values and growth are calculated: The quantity-price curve anchors the reference from which the long-run discount is assumed; no long-run price or future share is disclosed.
- Evidence informing forecast-year allocation inputs; displayed values and growth are calculated: The quantity-price curve anchors the reference from which the long-run discount is assumed; no long-run price or future share is disclosed.

82. Print Options

- Evidence informing base-year allocation inputs; displayed values and growth are calculated: KDP distinguishes black-and-white from color records and locks ink type after publication. These platform-specific conditions qualify switching assumptions, not market weights. ([kdp.amazon.com](https://kdp.amazon.com/en_US/help/topic/G201834180))
- Evidence informing forecast-year allocation inputs; displayed values and growth are calculated: KDP distinguishes black-and-white from color records and locks ink type after publication. These platform-specific conditions qualify switching assumptions, not market weights. ([kdp.amazon.com](https://kdp.amazon.com/en_US/help/topic/G201834180))
- Evidence informing base-year allocation inputs; displayed values and growth are calculated: The displayed platform menu does not establish designated spot-color availability or sales; a general color option is not used as evidence of spot-color demand. ([kdp.amazon.com](https://kdp.amazon.com/en_US/help/topic/G201834180))
- Evidence informing forecast-year allocation inputs; displayed values and growth are calculated: The displayed platform menu does not establish designated spot-color availability or sales; a general color option is not used as evidence of spot-color demand. ([kdp.amazon.com](https://kdp.amazon.com/en_US/help/topic/G201834180))
- Evidence informing base-year allocation inputs; displayed values and growth are calculated: Standard color is unavailable for hardcover, but premium color is available. Both process-color tiers belong within the modeled Full-Color Interiors category. ([kdp.amazon.com](https://kdp.amazon.com/en_US/help/topic/G201834180))
- Evidence informing forecast-year allocation inputs; displayed values and growth are calculated: Standard color is unavailable for hardcover, but premium color is available. Both process-color tiers belong within the modeled Full-Color Interiors category. ([kdp.amazon.com](https://kdp.amazon.com/en_US/help/topic/G201834180))

83. Synthèse des chiffres de l'édition jeunesse 2024-2025

- Evidence informing base-year allocation inputs; displayed values and growth are calculated: The primary French publishing survey reports a xx.xx% decline in illustrated early-childhood volumes and a xx.xx% decline in youth-fiction volumes in 2024. These differing outcomes challenge an aggressive universal color-growth assumption. ([sne.fr](https://www.sne.fr/actu/synthese-des-chiffres-de-ledition-jeunesse-2024-2025/))
- Evidence informing forecast-year allocation inputs; displayed values and growth are calculated: The primary French publishing survey reports a xx.xx% decline in illustrated early-childhood volumes and a xx.xx% decline in youth-fiction volumes in 2024. These differing outcomes challenge an aggressive universal color-growth assumption. ([sne.fr](https://www.sne.fr/actu/synthese-des-chiffres-de-ledition-jeunesse-2024-2025/))

20.3. India

Table 526. India Book Printing & Packaging Services Market Size, 2017-2040 (USD Million)

Country	2017	2024	2025	2026	2027	2032	2040	CAGR (%)
India	**xx.xx**	**xx.xx**	**xx.xx**	**xx.xx**	**xx.xx**	**xx.xx**	**xx.xx**	**xx.xx**

Table 527. India Book Printing & Packaging Services Market Size, by Service Offering, 2017-2040 (USD Million)

Service Offering	2017	2024	2025	2026	2027	2032	2040	CAGR (%)
Book Packaging Production	xx.xx	xx.xx	xx.xx	xx.xx	xx.xx	xx.xx	xx.xx	xx.xx
Book Packing & Kitting	xx.xx	xx.xx	xx.xx	xx.xx	xx.xx	xx.xx	xx.xx	xx.xx
Book Printing	xx.xx	xx.xx	xx.xx	xx.xx	xx.xx	xx.xx	xx.xx	xx.xx
Bookbinding & Finishing	xx.xx	xx.xx	xx.xx	xx.xx	xx.xx	xx.xx	xx.xx	xx.xx
Prepress Services	xx.xx	xx.xx	xx.xx	xx.xx	xx.xx	xx.xx	xx.xx	xx.xx
Print Production Management	xx.xx	xx.xx	xx.xx	xx.xx	xx.xx	xx.xx	xx.xx	xx.xx
Production-Linked Fulfillment	xx.xx	xx.xx	xx.xx	xx.xx	xx.xx	xx.xx	xx.xx	xx.xx
Total	**xx.xx**	**xx.xx**	**xx.xx**	**xx.xx**	**xx.xx**	**xx.xx**	**xx.xx**	**xx.xx**

Table 528. India Book Printing & Packaging Services Market Size, by Book Format, 2017-2040 (USD Million)

Book Format	2017	2024	2025	2026	2027	2032	2040	CAGR (%)
Accordion-Fold Books	xx.xx	xx.xx	xx.xx	xx.xx	xx.xx	xx.xx	xx.xx	xx.xx
Bath Books	xx.xx	xx.xx	xx.xx	xx.xx	xx.xx	xx.xx	xx.xx	xx.xx
Board Books	xx.xx	xx.xx	xx.xx	xx.xx	xx.xx	xx.xx	xx.xx	xx.xx
Foam Books	xx.xx	xx.xx	xx.xx	xx.xx	xx.xx	xx.xx	xx.xx	xx.xx
Hardcover Books	xx.xx	xx.xx	xx.xx	xx.xx	xx.xx	xx.xx	xx.xx	xx.xx
Loose-Leaf Books	xx.xx	xx.xx	xx.xx	xx.xx	xx.xx	xx.xx	xx.xx	xx.xx
Paperback & Softcover Books	xx.xx	xx.xx	xx.xx	xx.xx	xx.xx	xx.xx	xx.xx	xx.xx
Saddle-Stitched Booklets	xx.xx	xx.xx	xx.xx	xx.xx	xx.xx	xx.xx	xx.xx	xx.xx
Slide-Bound Books	xx.xx	xx.xx	xx.xx	xx.xx	xx.xx	xx.xx	xx.xx	xx.xx
Textile Books	xx.xx	xx.xx	xx.xx	xx.xx	xx.xx	xx.xx	xx.xx	xx.xx
Wire, Coil & Comb-Bound Books	xx.xx	xx.xx	xx.xx	xx.xx	xx.xx	xx.xx	xx.xx	xx.xx
Total	**xx.xx**	**xx.xx**	**xx.xx**	**xx.xx**	**xx.xx**	**xx.xx**	**xx.xx**	**xx.xx**

Table 529. India Book Printing & Packaging Services Market Size, by Packaging Format, 2017-2040 (USD Million)

Packaging Format	2017	2024	2025	2026	2027	2032	2040	CAGR (%)
Bags & Pouches	xx.xx	xx.xx	xx.xx	xx.xx	xx.xx	xx.xx	xx.xx	xx.xx
Blister & Clamshell Packs	xx.xx	xx.xx	xx.xx	xx.xx	xx.xx	xx.xx	xx.xx	xx.xx
Boxes & Lidded Cases	xx.xx	xx.xx	xx.xx	xx.xx	xx.xx	xx.xx	xx.xx	xx.xx
Envelopes, Wallets & Folders	xx.xx	xx.xx	xx.xx	xx.xx	xx.xx	xx.xx	xx.xx	xx.xx
Film & Paper Wraps	xx.xx	xx.xx	xx.xx	xx.xx	xx.xx	xx.xx	xx.xx	xx.xx
Protective Inserts & Cushioning	xx.xx	xx.xx	xx.xx	xx.xx	xx.xx	xx.xx	xx.xx	xx.xx
Seals & Strapping	xx.xx	xx.xx	xx.xx	xx.xx	xx.xx	xx.xx	xx.xx	xx.xx
Sleeves & Wraparound Bands	xx.xx	xx.xx	xx.xx	xx.xx	xx.xx	xx.xx	xx.xx	xx.xx
Slipcases	xx.xx	xx.xx	xx.xx	xx.xx	xx.xx	xx.xx	xx.xx	xx.xx
Others	xx.xx	xx.xx	xx.xx	xx.xx	xx.xx	xx.xx	xx.xx	xx.xx
Total	**xx.xx**	**xx.xx**	**xx.xx**	**xx.xx**	**xx.xx**	**xx.xx**	**xx.xx**	**xx.xx**

Table 530. India Book Printing & Packaging Services Market Size, by Printing Technology, 2017-2040 (USD Million)

Printing Technology	2017	2024	2025	2026	2027	2032	2040	CAGR (%)
Braille Embossing	xx.xx	xx.xx	xx.xx	xx.xx	xx.xx	xx.xx	xx.xx	xx.xx
Digital Printing	xx.xx	xx.xx	xx.xx	xx.xx	xx.xx	xx.xx	xx.xx	xx.xx
Flexographic Printing	xx.xx	xx.xx	xx.xx	xx.xx	xx.xx	xx.xx	xx.xx	xx.xx
Gravure Printing	xx.xx	xx.xx	xx.xx	xx.xx	xx.xx	xx.xx	xx.xx	xx.xx
Letterpress Printing	xx.xx	xx.xx	xx.xx	xx.xx	xx.xx	xx.xx	xx.xx	xx.xx
Offset Lithography	xx.xx	xx.xx	xx.xx	xx.xx	xx.xx	xx.xx	xx.xx	xx.xx
Screen Printing	xx.xx	xx.xx	xx.xx	xx.xx	xx.xx	xx.xx	xx.xx	xx.xx
Silver-Halide Photographic Printing	xx.xx	xx.xx	xx.xx	xx.xx	xx.xx	xx.xx	xx.xx	xx.xx
Stencil Duplicator Printing	xx.xx	xx.xx	xx.xx	xx.xx	xx.xx	xx.xx	xx.xx	xx.xx
Others	xx.xx	xx.xx	xx.xx	xx.xx	xx.xx	xx.xx	xx.xx	xx.xx
Total	**xx.xx**	**xx.xx**	**xx.xx**	**xx.xx**	**xx.xx**	**xx.xx**	**xx.xx**	**xx.xx**

Table 531. India Book Printing & Packaging Services Market Size, by Offset Lithography, 2017-2040 (USD Million)

Offset Lithography	2017	2024	2025	2026	2027	2032	2040	CAGR (%)
Sheetfed Offset Printing	xx.xx	xx.xx	xx.xx	xx.xx	xx.xx	xx.xx	xx.xx	xx.xx
Web Offset Printing	xx.xx	xx.xx	xx.xx	xx.xx	xx.xx	xx.xx	xx.xx	xx.xx
Total	**xx.xx**	**xx.xx**	**xx.xx**	**xx.xx**	**xx.xx**	**xx.xx**	**xx.xx**	**xx.xx**

Table 532. India Book Printing & Packaging Services Market Size, by Digital Printing, 2017-2040 (USD Million)

Digital Printing	2017	2024	2025	2026	2027	2032	2040	CAGR (%)
Electrophotographic Printing	xx.xx	xx.xx	xx.xx	xx.xx	xx.xx	xx.xx	xx.xx	xx.xx
Inkjet Printing	xx.xx	xx.xx	xx.xx	xx.xx	xx.xx	xx.xx	xx.xx	xx.xx
Thermal Printing	xx.xx	xx.xx	xx.xx	xx.xx	xx.xx	xx.xx	xx.xx	xx.xx
Total	**xx.xx**	**xx.xx**	**xx.xx**	**xx.xx**	**xx.xx**	**xx.xx**	**xx.xx**	**xx.xx**

Table 533. India Book Printing & Packaging Services Market Size, by Publication Application, 2017-2040 (USD Million)

Publication Application	2017	2024	2025	2026	2027	2032	2040	CAGR (%)
Activity & Puzzle Books	xx.xx	xx.xx	xx.xx	xx.xx	xx.xx	xx.xx	xx.xx	xx.xx
Art & Photography Books	xx.xx	xx.xx	xx.xx	xx.xx	xx.xx	xx.xx	xx.xx	xx.xx
Commemorative & Personal Books	xx.xx	xx.xx	xx.xx	xx.xx	xx.xx	xx.xx	xx.xx	xx.xx
Educational & Training Books	xx.xx	xx.xx	xx.xx	xx.xx	xx.xx	xx.xx	xx.xx	xx.xx
General-Interest Books	xx.xx	xx.xx	xx.xx	xx.xx	xx.xx	xx.xx	xx.xx	xx.xx
Institutional & Corporate Books	xx.xx	xx.xx	xx.xx	xx.xx	xx.xx	xx.xx	xx.xx	xx.xx
Music Books & Scores	xx.xx	xx.xx	xx.xx	xx.xx	xx.xx	xx.xx	xx.xx	xx.xx
Religious & Devotional Books	xx.xx	xx.xx	xx.xx	xx.xx	xx.xx	xx.xx	xx.xx	xx.xx
Scholarly & Professional Books	xx.xx	xx.xx	xx.xx	xx.xx	xx.xx	xx.xx	xx.xx	xx.xx
Total	**xx.xx**	**xx.xx**	**xx.xx**	**xx.xx**	**xx.xx**	**xx.xx**	**xx.xx**	**xx.xx**

Table 534. India Book Printing & Packaging Services Market Size, by Educational & Training Books, 2017-2040 (USD Million)

Educational & Training Books	2017	2024	2025	2026	2027	2032	2040	CAGR (%)
Higher Education Textbooks	xx.xx	xx.xx	xx.xx	xx.xx	xx.xx	xx.xx	xx.xx	xx.xx
School Textbooks & Workbooks	xx.xx	xx.xx	xx.xx	xx.xx	xx.xx	xx.xx	xx.xx	xx.xx
Vocational & Continuing Education Books	xx.xx	xx.xx	xx.xx	xx.xx	xx.xx	xx.xx	xx.xx	xx.xx
Total	**xx.xx**	**xx.xx**	**xx.xx**	**xx.xx**	**xx.xx**	**xx.xx**	**xx.xx**	**xx.xx**

Table 535. India Book Printing & Packaging Services Market Size, by Commemorative & Personal Books, 2017-2040 (USD Million)

Commemorative & Personal Books	2017	2024	2025	2026	2027	2032	2040	CAGR (%)
Personal Photo & Memory Books	xx.xx	xx.xx	xx.xx	xx.xx	xx.xx	xx.xx	xx.xx	xx.xx
Yearbooks & Organizational Commemoratives	xx.xx	xx.xx	xx.xx	xx.xx	xx.xx	xx.xx	xx.xx	xx.xx
Total	**xx.xx**	**xx.xx**	**xx.xx**	**xx.xx**	**xx.xx**	**xx.xx**	**xx.xx**	**xx.xx**

Table 536. India Book Printing & Packaging Services Market Size, by Scholarly & Professional Books, 2017-2040 (USD Million)

Scholarly & Professional Books	2017	2024	2025	2026	2027	2032	2040	CAGR (%)
Professional & Technical Reference Books	xx.xx	xx.xx	xx.xx	xx.xx	xx.xx	xx.xx	xx.xx	xx.xx
Scholarly Research Books	xx.xx	xx.xx	xx.xx	xx.xx	xx.xx	xx.xx	xx.xx	xx.xx
Total	**xx.xx**	**xx.xx**	**xx.xx**	**xx.xx**	**xx.xx**	**xx.xx**	**xx.xx**	**xx.xx**

Table 537. India Book Printing & Packaging Services Market Size, by Buyer Type, 2017-2040 (USD Million)

Buyer Type	2017	2024	2025	2026	2027	2032	2040	CAGR (%)
Corporate & Commercial Buyers	xx.xx	xx.xx	xx.xx	xx.xx	xx.xx	xx.xx	xx.xx	xx.xx
Educational & Research Institutions	xx.xx	xx.xx	xx.xx	xx.xx	xx.xx	xx.xx	xx.xx	xx.xx
Government & Intergovernmental Bodies	xx.xx	xx.xx	xx.xx	xx.xx	xx.xx	xx.xx	xx.xx	xx.xx
Nonprofit & Membership Organizations	xx.xx	xx.xx	xx.xx	xx.xx	xx.xx	xx.xx	xx.xx	xx.xx
Print & Production Service Providers	xx.xx	xx.xx	xx.xx	xx.xx	xx.xx	xx.xx	xx.xx	xx.xx
Private Individuals & Households	xx.xx	xx.xx	xx.xx	xx.xx	xx.xx	xx.xx	xx.xx	xx.xx
Publishing Organizations	xx.xx	xx.xx	xx.xx	xx.xx	xx.xx	xx.xx	xx.xx	xx.xx
Self-Publishing Authors & Creators	xx.xx	xx.xx	xx.xx	xx.xx	xx.xx	xx.xx	xx.xx	xx.xx
Total	**xx.xx**	**xx.xx**	**xx.xx**	**xx.xx**	**xx.xx**	**xx.xx**	**xx.xx**	**xx.xx**

Table 538. India Book Printing & Packaging Services Market Size, by Production Model, 2017-2040 (USD Million)

Production Model	2017	2024	2025	2026	2027	2032	2040	CAGR (%)
Planned Stock Production	xx.xx	xx.xx	xx.xx	xx.xx	xx.xx	xx.xx	xx.xx	xx.xx
Print-on-Demand	xx.xx	xx.xx	xx.xx	xx.xx	xx.xx	xx.xx	xx.xx	xx.xx
Stock Replenishment	xx.xx	xx.xx	xx.xx	xx.xx	xx.xx	xx.xx	xx.xx	xx.xx
Total	**xx.xx**	**xx.xx**	**xx.xx**	**xx.xx**	**xx.xx**	**xx.xx**	**xx.xx**	**xx.xx**

Table 539. India Book Printing & Packaging Services Market Size, by Fulfillment Model, 2017-2040 (USD Million)

Fulfillment Model	2017	2024	2025	2026	2027	2032	2040	CAGR (%)
Consolidated Handoff	xx.xx	xx.xx	xx.xx	xx.xx	xx.xx	xx.xx	xx.xx	xx.xx
Distribution-List Delivery	xx.xx	xx.xx	xx.xx	xx.xx	xx.xx	xx.xx	xx.xx	xx.xx
Order-Level Fulfillment	xx.xx	xx.xx	xx.xx	xx.xx	xx.xx	xx.xx	xx.xx	xx.xx
Total	**xx.xx**	**xx.xx**	**xx.xx**	**xx.xx**	**xx.xx**	**xx.xx**	**xx.xx**	**xx.xx**

Table 540. India Book Printing & Packaging Services Market Size, by Procurement Channel, 2017-2040 (USD Million)

Procurement Channel	2017	2024	2025	2026	2027	2032	2040	CAGR (%)
Direct Provider Contracting	xx.xx	xx.xx	xx.xx	xx.xx	xx.xx	xx.xx	xx.xx	xx.xx
Intermediary-Led Contracting	xx.xx	xx.xx	xx.xx	xx.xx	xx.xx	xx.xx	xx.xx	xx.xx
Total	**xx.xx**	**xx.xx**	**xx.xx**	**xx.xx**	**xx.xx**	**xx.xx**	**xx.xx**	**xx.xx**

Table 541. India Book Printing & Packaging Services Market Size, by Print Run Length, 2017-2040 (USD Million)

Print Run Length	2017	2024	2025	2026	2027	2032	2040	CAGR (%)
Long Runs	xx.xx	xx.xx	xx.xx	xx.xx	xx.xx	xx.xx	xx.xx	xx.xx
Medium Runs	xx.xx	xx.xx	xx.xx	xx.xx	xx.xx	xx.xx	xx.xx	xx.xx
Short Runs	xx.xx	xx.xx	xx.xx	xx.xx	xx.xx	xx.xx	xx.xx	xx.xx
Single-Copy Runs	xx.xx	xx.xx	xx.xx	xx.xx	xx.xx	xx.xx	xx.xx	xx.xx
Total	**xx.xx**	**xx.xx**	**xx.xx**	**xx.xx**	**xx.xx**	**xx.xx**	**xx.xx**	**xx.xx**

Table 542. India Book Printing & Packaging Services Market Size, by Interior Color, 2017-2040 (USD Million)

Interior Color	2017	2024	2025	2026	2027	2032	2040	CAGR (%)
Black-and-White Interiors	xx.xx	xx.xx	xx.xx	xx.xx	xx.xx	xx.xx	xx.xx	xx.xx
Full-Color Interiors	xx.xx	xx.xx	xx.xx	xx.xx	xx.xx	xx.xx	xx.xx	xx.xx
Spot-Color Interiors	xx.xx	xx.xx	xx.xx	xx.xx	xx.xx	xx.xx	xx.xx	xx.xx
Total	**xx.xx**	**xx.xx**	**xx.xx**	**xx.xx**	**xx.xx**	**xx.xx**	**xx.xx**	**xx.xx**

Sources & Evidence

1. European Book Publishing Statistics 2024
   - Evidence informing the 2024 market-value input; displayed series and growth include calculations: European publishers reported approximately EUR xx.xx of net book-sales revenue in 2024. The disclosed ebook and audiobook proportions inform the modeled xx.xx% physical-book revenue proportion; publisher revenue is an input, not printing-service revenue.
   - Evidence informing the 2025 market-value input; displayed series and growth include calculations: The 2024 publisher-revenue and format observations provide the European demand input carried into the 2025 estimate.

2. The Global Publishing Industry in 2022

- Evidence informing the 2024 market-value input; displayed series and growth include calculations: Table xx.xx supplies country-level publishing revenues and identifies differences between retail-value, publisher-revenue, print-only and prior-year observations. Selected non-European country observations are adjusted for physical formats and period before estimating production spending.
- Evidence informing the 2025 market-value input; displayed series and growth include calculations: The selected country observations contribute to the demand pool underlying the 2025 working estimate. Nielsen retail datasets elsewhere in the publication are not used.
- Evidence informing base-year allocation inputs; displayed values and growth are calculated: Primary survey sector differences constrain the education-adjusted hardcover proxy.
- Evidence informing forecast-year allocation inputs; displayed values and growth are calculated: Primary survey sector differences constrain the education-adjusted hardcover proxy.
- Evidence informing base-year allocation inputs; displayed values and growth are calculated: Educational/trade differences qualify extrapolation of U.S. consumer-format revenue.
- Evidence informing forecast-year allocation inputs; displayed values and growth are calculated: Educational/trade differences qualify extrapolation of U.S. consumer-format revenue.
- Evidence informing base-year allocation inputs; displayed values and growth are calculated: USD xx.xx of surveyed children's publishing revenue anchors the modeled specialty demand pool, not supplier receipts.
- Evidence informing forecast-year allocation inputs; displayed values and growth are calculated: USD xx.xx of surveyed children's publishing revenue anchors the modeled specialty demand pool, not supplier receipts.
- Evidence informing base-year allocation inputs; displayed values and growth are calculated: Sector data constrain the commissioning-pool proxy; mechanical incidence remains assumed.
- Evidence informing forecast-year allocation inputs; displayed values and growth are calculated: Sector data constrain the commissioning-pool proxy; mechanical incidence remains assumed.
- Evidence informing base-year allocation inputs; displayed values and growth are calculated: Educational demand supplies a common economic anchor; loose-leaf incidence remains modeled.
- Evidence informing forecast-year allocation inputs; displayed values and growth are calculated: Educational demand supplies a common economic anchor; loose-leaf incidence remains modeled.
- Evidence informing base-year allocation inputs; displayed values and growth are calculated: Sector observations constrain the educational short-book commissioning pool.
- Evidence informing forecast-year allocation inputs; displayed values and growth are calculated: Sector observations constrain the educational short-book commissioning pool.
- Evidence informing base-year allocation inputs; displayed values and growth are calculated: The commissioning-pool anchor supports an explicit sparse-format incidence model.
- Evidence informing forecast-year allocation inputs; displayed values and growth are calculated: The commissioning-pool anchor supports an explicit sparse-format incidence model.
- Evidence informing base-year allocation inputs; displayed values and growth are calculated: Children's demand anchors the accordion working estimate, not observed accordion orders.
- Evidence informing forecast-year allocation inputs; displayed values and growth are calculated: Children's demand anchors the accordion working estimate, not observed accordion orders.
- Evidence informing base-year allocation inputs; displayed values and growth are calculated: Children's demand anchors assumed textile-book order incidence.
- Evidence informing forecast-year allocation inputs; displayed values and growth are calculated: Children's demand anchors assumed textile-book order incidence.
- Evidence informing base-year allocation inputs; displayed values and growth are calculated: Children's demand anchors assumed bath-book order incidence.
- Evidence informing forecast-year allocation inputs; displayed values and growth are calculated: Children's demand anchors assumed bath-book order incidence.
- Evidence informing base-year allocation inputs; displayed values and growth are calculated: Children's demand anchors assumed foam-book order incidence.
- Evidence informing forecast-year allocation inputs; displayed values and growth are calculated: Children's demand anchors assumed foam-book order incidence.
- Evidence informing base-year allocation inputs; displayed values and growth are calculated: The original publishing survey documents country-level trade/education revenue differences used to constrain the modeled physical-publishing mix; it does not directly measure service shares.
- Evidence informing forecast-year allocation inputs; displayed values and growth are calculated: The original publishing survey documents country-level trade/education revenue differences used to constrain the modeled physical-publishing mix; it does not directly measure service shares.

3. 2024 年新闻出版统计公报

- Evidence informing the 2024 market-value input; displayed series and growth include calculations: For 2024, the official table reports xx.xx book copies or sheets and CNY xx.xx of book-publishing revenue. These constrain the demand bridge and historical contraction, rather than directly measuring printing-service sales.
- Evidence informing the 2025 market-value input; displayed series and growth include calculations: The 2024 book-publishing observation supplies the Chinese demand primitive for the 2025 model.
- Evidence informing base-year allocation inputs; displayed values and growth are calculated: Official 2024 output of xx.xx copies/sheets constrains total modeled publisher activity; it does not disclose single-copy production.
- Evidence informing forecast-year allocation inputs; displayed values and growth are calculated: Official 2024 output of xx.xx copies/sheets constrains total modeled publisher activity; it does not disclose single-copy production.
- Evidence informing base-year allocation inputs; displayed values and growth are calculated: Aggregate copies and annual title output constrain the shared activity model, not an observed short-run share.
- Evidence informing forecast-year allocation inputs; displayed values and growth are calculated: Aggregate copies and annual title output constrain the shared activity model, not an observed short-run share.
- Evidence informing base-year allocation inputs; displayed values and growth are calculated: Aggregate production provides a scale check for the medium-run assumption; annual copies per title are not individual batches.
- Evidence informing forecast-year allocation inputs; displayed values and growth are calculated: Aggregate production provides a scale check for the medium-run assumption; annual copies per title are not individual batches.
- Evidence informing base-year allocation inputs; displayed values and growth are calculated: Approximately xx.xx annual copies per title constrain the long-run scenario without proving its batch mix or forecast.
- Evidence informing forecast-year allocation inputs; displayed values and growth are calculated: Approximately xx.xx annual copies per title constrain the long-run scenario without proving its batch mix or forecast.

4. Foreign Exchange Rates - G.5A Annual, January 5, 2026

- Evidence informing the 2024 market-value input; displayed series and growth include calculations: The official 2024 annual-average conversion inputs are USD xx.xx per EUR, CNY xx.xx per USD and CAD xx.xx per USD.
- Evidence informing the 2025 market-value input; displayed series and growth include calculations: The exchange-rate table establishes the conversion basis of the preceding-year demand inputs used in the 2025 estimate; subsequent effective-USD price assumptions are modeled separately.

5. Book publishing industry, 2024 - Statistics Canada
   - Evidence informing the 2024 market-value input; displayed series and growth include calculations: Canadian publishers reported CAD xx.xx of print sales outside the online category and CAD xx.xx of online print sales in 2024. Their sum, rather than total operating revenue, supplies the physical-book demand input.
   - Evidence informing the 2025 market-value input; displayed series and growth include calculations: Reported cost of goods sold of CAD xx.xx, up CAD xx.xx from 2022, supplies a cost-pressure cross-check, not a directly attributable printing-services total.
   - Evidence informing base-year allocation inputs; displayed values and growth are calculated: Canadian online versus other print-sales values constrain parcel exposure, with explicit value-to-unit and geographic limitations.
   - Evidence informing forecast-year allocation inputs; displayed values and growth are calculated: Canadian online versus other print-sales values constrain parcel exposure, with explicit value-to-unit and geographic limitations.
   - Evidence informing base-year allocation inputs; displayed values and growth are calculated: The print-channel value mix supplies a limited parcel-demand proxy, not observed envelope purchases.
   - Evidence informing forecast-year allocation inputs; displayed values and growth are calculated: The print-channel value mix supplies a limited parcel-demand proxy, not observed envelope purchases.
   - Evidence informing base-year allocation inputs; displayed values and growth are calculated: The print-channel value mix supplies a limited parcel-demand proxy, not observed bag purchases.
   - Evidence informing forecast-year allocation inputs; displayed values and growth are calculated: The print-channel value mix supplies a limited parcel-demand proxy, not observed bag purchases.
   - Evidence informing base-year allocation inputs; displayed values and growth are calculated: Modest observed online-print growth qualifies aggressive parcel-related wrapping assumptions.
   - Evidence informing forecast-year allocation inputs; displayed values and growth are calculated: Modest observed online-print growth qualifies aggressive parcel-related wrapping assumptions.
   - Evidence informing base-year allocation inputs; displayed values and growth are calculated: Channel activity constrains the modeled delivery-pack population requiring separate protection.
   - Evidence informing forecast-year allocation inputs; displayed values and growth are calculated: Channel activity constrains the modeled delivery-pack population requiring separate protection.
   - Evidence informing base-year allocation inputs; displayed values and growth are calculated: Channel activity constrains the modeled delivery-pack population requiring closures.
   - Evidence informing forecast-year allocation inputs; displayed values and growth are calculated: Channel activity constrains the modeled delivery-pack population requiring closures.
6. U.S. Census Bureau - Books Printing: Shipments, annual table
   - Evidence informing the 2017 market-value input; displayed series and growth include calculations: U.S. books-printing shipments were USD xx.xx in 2017; this is a national production anchor for the historical model.
   - Evidence informing the 2018 market-value input; displayed series and growth include calculations: U.S. books-printing shipments were USD xx.xx in 2018.
   - Evidence informing the 2019 market-value input; displayed series and growth include calculations: U.S. books-printing shipments were USD xx.xx in 2019.
   - Evidence informing the 2020 market-value input; displayed series and growth include calculations: U.S. books-printing shipments were USD xx.xx in 2020.
   - Evidence informing the 2021 market-value input; displayed series and growth include calculations: U.S. books-printing shipments were USD xx.xx in 2021.
   - Evidence informing the 2022 market-value input; displayed series and growth include calculations: U.S. books-printing shipments were USD xx.xx in 2022.
   - Evidence informing the 2024 market-value input; displayed series and growth include calculations: U.S. books-printing shipments were USD xx.xx in 2024. This national industrial measure is narrower than the composite global service boundary.

7. U.S. Census Bureau - Book Publishers, All Establishments: Revenue, annual table
   - Evidence informing the 2024 market-value input; displayed series and growth include calculations: The Census annual series reports USD xx.xx of U.S. book-publisher revenue for 2024. A modeled xx.xx% physical-book proportion excludes digital and other adjacent receipts.
   - Evidence informing the 2025 market-value input; displayed series and growth include calculations: The 2024 Census observation replaces an older survey-based U.S. revenue bridge in the demand pool underlying 2025.

8. Scholastic Corporation - Form 10-K for the year ended May 31, 2025

- Evidence informing the 2024 market-value input; displayed series and growth include calculations: Scholastic's fiscal 2024 product, service, production and inventory-reserve costs were xx.xx% of revenue; postage, freight, shipping, fulfillment and other costs were xx.xx%. These broad categories constrain, but do not directly establish, eligible outsourced-service spending.
- Evidence informing the 2025 market-value input; displayed series and growth include calculations: The corresponding fiscal 2025 proportions were xx.xx% and xx.xx%. Royalties and prepublication amortization are separately disclosed, allowing their exclusion from the service-market bridge.
- Evidence informing base-year allocation inputs; displayed values and growth are calculated: Fiscal-2025 product, service, production and inventory-reserve costs were xx.xx% of revenue. The broader cost category constrains the manufacturing spending boundary but does not directly disclose printing-service revenue.
- Evidence informing forecast-year allocation inputs; displayed values and growth are calculated: Fiscal-2025 product, service, production and inventory-reserve costs were xx.xx% of revenue. The broader cost category constrains the manufacturing spending boundary but does not directly disclose printing-service revenue.
- Evidence informing base-year allocation inputs; displayed values and growth are calculated: Prepublication amortization is disclosed separately from production costs, supporting exclusion of adjacent amortization rather than equating it with externally purchased prepress.
- Evidence informing forecast-year allocation inputs; displayed values and growth are calculated: Prepublication amortization is disclosed separately from production costs, supporting exclusion of adjacent amortization rather than equating it with externally purchased prepress.
- Evidence informing base-year allocation inputs; displayed values and growth are calculated: Postage, freight, shipping, fulfillment and other costs were xx.xx% of revenue in fiscal 2025 versus xx.xx% in fiscal 2024. This is a broad buyer-cost check, not an eligible outsourced-fulfillment share.
- Evidence informing forecast-year allocation inputs; displayed values and growth are calculated: Postage, freight, shipping, fulfillment and other costs were xx.xx% of revenue in fiscal 2025 versus xx.xx% in fiscal 2024. This is a broad buyer-cost check, not an eligible outsourced-fulfillment share.
- Evidence informing base-year allocation inputs; displayed values and growth are calculated: Outsourced manufacturing coexists with company-operated distribution. Fiscal-2025 production-related costs were xx.xx% of revenue, constraining the inherited spending bridge rather than directly measuring the assumed route fraction.
- Evidence informing forecast-year allocation inputs; displayed values and growth are calculated: Outsourced manufacturing coexists with company-operated distribution. Fiscal-2025 production-related costs were xx.xx% of revenue, constraining the inherited spending bridge rather than directly measuring the assumed route fraction.
- Evidence informing base-year allocation inputs; displayed values and growth are calculated: Book-club revenue was xx.xx% online-ordered and xx.xx% parent-ordered, while products typically went to classrooms. This challenges the use of online sales as a proxy for the external contractor's delivery model.
- Evidence informing forecast-year allocation inputs; displayed values and growth are calculated: Book-club revenue was xx.xx% online-ordered and xx.xx% parent-ordered, while products typically went to classrooms. This challenges the use of online sales as a proxy for the external contractor's delivery model.
- Evidence informing base-year allocation inputs; displayed values and growth are calculated: Direct printer-to-customer fulfillment is a disclosed option. Broader logistics/other costs were xx.xx% of revenue versus xx.xx% previously, providing a cost-boundary check but no global order-level share or service-price growth observation.
- Evidence informing forecast-year allocation inputs; displayed values and growth are calculated: Direct printer-to-customer fulfillment is a disclosed option. Broader logistics/other costs were xx.xx% of revenue versus xx.xx% previously, providing a cost-boundary check but no global order-level share or service-price growth observation.

9. CEWE achieves all targets in 2025 and aims to further increase revenue and earnings in 2026

- Evidence informing the 2025 market-value input; displayed series and growth include calculations: CEWE reported xx.xx CEWE PHOTOBOOK copies in 2025 versus xx.xx in 2024, supporting a positive specialty-book volume assumption without establishing global adoption.
- Evidence informing the 2026 market-value input; displayed series and growth include calculations: Observed 2025 photobook growth informs the specialty-demand assumption for 2026; the market value remains modeled.
- Evidence informing the 2032 market-value input; displayed series and growth include calculations: The observed specialty-book activity is a starting condition for the forecast, not independent proof of continued growth through 2032.
- Evidence informing the 2040 market-value input; displayed series and growth include calculations: The forecast explicitly slows specialty-demand growth after 2032; this source supplies the initial commercial observation, not the long-term growth rate.
- Evidence informing base-year allocation inputs; displayed values and growth are calculated: CEWE reports xx.xx photobooks in 2025 compared with xx.xx in 2024. This independently establishes specialty-book activity underlying the nonpublisher model, without establishing a global expansion factor.
- Evidence informing forecast-year allocation inputs; displayed values and growth are calculated: CEWE reports xx.xx photobooks in 2025 compared with xx.xx in 2024. This independently establishes specialty-book activity underlying the nonpublisher model, without establishing a global expansion factor.
- Evidence informing base-year allocation inputs; displayed values and growth are calculated: Observed photobook activity supports retaining premium specialty commissions in the manufacturing mix; the binding allocation and unchanged future cohort profile remain assumptions.
- Evidence informing forecast-year allocation inputs; displayed values and growth are calculated: Observed photobook activity supports retaining premium specialty commissions in the manufacturing mix; the binding allocation and unchanged future cohort profile remain assumptions.
- Evidence informing base-year allocation inputs; displayed values and growth are calculated: Reported photobook volumes constrain personal-book activity and the nonpublisher starting condition, not hardcover prevalence or future share.
- Evidence informing forecast-year allocation inputs; displayed values and growth are calculated: Reported photobook volumes constrain personal-book activity and the nonpublisher starting condition, not hardcover prevalence or future share.
- Evidence informing base-year allocation inputs; displayed values and growth are calculated: Photobook activity supports the separate personal-book commissioning block; its softcover fraction remains assumed.
- Evidence informing forecast-year allocation inputs; displayed values and growth are calculated: Photobook activity supports the separate personal-book commissioning block; its softcover fraction remains assumed.
- Evidence informing base-year allocation inputs; displayed values and growth are calculated: Reported photobook copies rose from xx.xx to xx.xx; the narrower 2026 target qualifies strong specialty-growth assumptions.
- Evidence informing forecast-year allocation inputs; displayed values and growth are calculated: Reported photobook copies rose from xx.xx to xx.xx; the narrower 2026 target qualifies strong specialty-growth assumptions.
- Evidence informing base-year allocation inputs; displayed values and growth are calculated: Specialty-book activity constrains the presentation-demand scenario but does not measure gift-box attachment.
- Evidence informing forecast-year allocation inputs; displayed values and growth are calculated: Specialty-book activity constrains the presentation-demand scenario but does not measure gift-box attachment.
- Evidence informing base-year allocation inputs; displayed values and growth are calculated: Reports xx.xx CEWE PHOTOBOOK units in 2025 versus xx.xx in 2024, constraining the specialty-book demand budget without establishing a global process split.
- Evidence informing forecast-year allocation inputs; displayed values and growth are calculated: Reports xx.xx CEWE PHOTOBOOK units in 2025 versus xx.xx in 2024, constraining the specialty-book demand budget without establishing a global process split.
- Evidence informing base-year allocation inputs; displayed values and growth are calculated: Observed photobook activity supports the common photographic-demand input; electrophotographic attribution remains an explicit assumption.
- Evidence informing forecast-year allocation inputs; displayed values and growth are calculated: Observed photobook activity supports the common photographic-demand input; electrophotographic attribution remains an explicit assumption.
- Evidence informing base-year allocation inputs; displayed values and growth are calculated: The photobook

10. Paperback Printing Cost - Kindle Direct Publishing

- Evidence informing the 2025 market-value input; displayed series and growth include calculations: The inspected U.S. paperback schedule charges USD xx.xx plus USD xx.xx per page for the specified regular-trim black-ink category. It provides a contemporary commercial price comparison for the assumed USD xx.xx self-publishing production receipt, not an observed historical price or volume.
- Evidence informing the 2026 market-value input; displayed series and growth include calculations: The schedule distinguishes printing charges from royalties and retail list prices, supporting the production-receipt boundary used in the estimate.
- Evidence informing base-year allocation inputs; displayed values and growth are calculated: The current U.S. regular-trim black-ink schedule uses USD xx.xx plus USD xx.xx per page for the relevant page band, yielding the USD xx.xx representative manufacturing comparator. It anchors relative weights, not an observed global 2025 price or future share.
- Evidence informing forecast-year allocation inputs; displayed values and growth are calculated: The current U.S. regular-trim black-ink schedule uses USD xx.xx plus USD xx.xx per page for the relevant page band, yielding the USD xx.xx representative manufacturing comparator. It anchors relative weights, not an observed global 2025 price or future share.
- Evidence informing base-year allocation inputs; displayed values and growth are calculated: The paperback manufacturing comparator supplies the baseline from which the modeled binding component and hardcover increment are separated.
- Evidence informing forecast-year allocation inputs; displayed values and growth are calculated: The paperback manufacturing comparator supplies the baseline from which the modeled binding component and hardcover increment are separated.
- Evidence informing base-year allocation inputs; displayed values and growth are calculated: The separately identified paperback printing charge constrains the self-publishing production-receipt model and its distinction from retail proceeds.
- Evidence informing forecast-year allocation inputs; displayed values and growth are calculated: The separately identified paperback printing charge constrains the self-publishing production-receipt model and its distinction from retail proceeds.
- Evidence informing base-year allocation inputs; displayed values and growth are calculated: The inspected U.S. regular-trim black-ink schedule charges USD xx.xx plus USD xx.xx per page. It is a contemporary production-charge comparison for the modeled USD xx.xx receipt, not an observed historical Global average.
- Evidence informing forecast-year allocation inputs; displayed values and growth are calculated: The inspected U.S. regular-trim black-ink schedule charges USD xx.xx plus USD xx.xx per page. It is a contemporary production-charge comparison for the modeled USD xx.xx receipt, not an observed historical Global average.
- Evidence informing base-year allocation inputs; displayed values and growth are calculated: The relevant current U.S. paperback printing schedule is USD xx.xx plus USD xx.xx per page, giving USD xx.xx at xx.xx pages. This is a commercial price comparison for creator-production receipts, not proof of 2025 realization, volume or fulfillment mix.
- Evidence informing forecast-year allocation inputs; displayed values and growth are calculated: The relevant current U.S. paperback printing schedule is USD xx.xx plus USD xx.xx per page, giving USD xx.xx at xx.xx pages. This is a commercial price comparison for creator-production receipts, not proof of 2025 realization, volume or fulfillment mix.
- Evidence informing base-year allocation inputs; displayed values and growth are calculated: The current U.S. regular-trim black-ink schedule of USD xx.xx plus USD xx.xx per page gives USD xx.xx at xx.xx pages, a magnitude check for modeled single-copy receipts. It establishes neither global volume nor historical or forecast share.
- Evidence informing forecast-year allocation inputs; displayed values and growth are calculated: The current U.S. regular-trim black-ink schedule of USD xx.xx plus USD xx.xx per page gives USD xx.xx at xx.xx pages, a magnitude check for modeled single-copy receipts. It establishes neither global volume nor historical or forecast share.
- Evidence informing base-year allocation inputs; displayed values and growth are calculated: The current U.S. regular-trim black-ink schedule charges USD xx.xx plus USD xx.xx per page, yielding USD xx.xx for xx.xx pages. This is a contemporary price comparator, not a historical global average. ([kdp.amazon.com](https://kdp.amazon.com/en_US/help/topic/G201834340))
- Evidence informing forecast-year allocation inputs; displayed values and growth are calculated: The current U.S. regular-trim black-ink schedule charges USD xx.xx plus USD xx.xx per page, yielding USD xx.xx for xx.xx pages. This is a contemporary price comparator, not a historical global average. ([kdp.amazon.com](https://kdp.amazon.com/en_US/help/topic/G201834340))
- Evidence informing base-year allocation inputs; displayed values and growth are calculated: The comparable standard and premium color charges calculate to USD xx.xx and USD xx.xx. They constrain relative

11. European Book Publishing Statistics 2017

- Evidence informing the 2017 market-value input; displayed series and growth include calculations: The association's primary survey reports approximately EUR xx.xx of European net publisher revenue for 2017, constraining the pre-pandemic demand level.

12. European Book Publishing Statistics 2019

- Evidence informing the 2018 market-value input; displayed series and growth include calculations: The association reports approximately EUR xx.xx of publisher revenue for 2018.
- Evidence informing the 2019 market-value input; displayed series and growth include calculations: The association reports approximately EUR xx.xx for 2019 and identifies a questionnaire change that limits exact comparability with earlier observations.

13. 2021 年新闻出版产业分析报告

- Evidence informing the 2020 market-value input; displayed series and growth include calculations: The official report's 2021 comparison identifies a substantial rebound from 2020, constraining the pandemic-recovery bridge.
- Evidence informing the 2021 market-value input; displayed series and growth include calculations: China reported xx.xx book copies or sheets in 2021, up xx.xx%; the report also distinguishes textbook output and reprints.
- Evidence informing base-year allocation inputs; displayed values and growth are calculated: China's official 2021 textbook share was xx.xx% of book copies. It supplies an older educational-activity proxy, not a monochrome share.
([nppa.gov.cn](https://www.nppa.gov.cn/xxgk/fdzdgknr/tjxx/xx.xx/P020230530667517704140.pdf))
- Evidence informing forecast-year allocation inputs; displayed values and growth are calculated: China's official 2021 textbook share was xx.xx% of book copies. It supplies an older educational-activity proxy, not a monochrome share.
([nppa.gov.cn](https://www.nppa.gov.cn/xxgk/fdzdgknr/tjxx/xx.xx/P020230530667517704140.pdf))
- Evidence informing base-year allocation inputs; displayed values and growth are calculated: The textbook copy proportion constrains educational exposure; comparable monetary intensity and spot-color incidence are modeled separately.
([nppa.gov.cn](https://www.nppa.gov.cn/xxgk/fdzdgknr/tjxx/xx.xx/P020230530667517704140.pdf))
- Evidence informing forecast-year allocation inputs; displayed values and growth are calculated: The textbook copy proportion constrains educational exposure; comparable monetary intensity and spot-color incidence are modeled separately.
([nppa.gov.cn](https://www.nppa.gov.cn/xxgk/fdzdgknr/tjxx/xx.xx/P020230530667517704140.pdf))
- Evidence informing base-year allocation inputs; displayed values and growth are calculated: The educational-activity observation contributes to the shared demand proxy carried into the full-color base and forecast models; no color split is reported.
([nppa.gov.cn](https://www.nppa.gov.cn/xxgk/fdzdgknr/tjxx/xx.xx/P020230530667517704140.pdf))
- Evidence informing forecast-year allocation inputs; displayed values and growth are calculated: The educational-activity observation contributes to the shared demand proxy carried into the full-color base and forecast models; no color split is reported.
([nppa.gov.cn](https://www.nppa.gov.cn/xxgk/fdzdgknr/tjxx/xx.xx/P020230530667517704140.pdf))

14. European Book Publishing Statistics 2023

- Evidence informing the 2022 market-value input; displayed series and growth include calculations: European net publisher revenue was approximately EUR xx.xx in 2022; the association describes paper-cost pressure and price-led growth.

15. Ministry of Education - Press conference release, December 17, 2024
    - Evidence informing base-year allocation inputs; displayed values and growth are calculated: The announced increase in annual NCERT textbook printing from xx.xx to xx.xx supports an educational-demand mechanism, not realized supplier receipts or the modeled forecast share. ([education.gov.in](https://www.education.gov.in/sites/upload_files/mhrd/files/PIB%20releae%20of%20the%20Press%20Conference%20held%20today.pdf))
    - Evidence informing forecast-year allocation inputs; displayed values and growth are calculated: The announced increase in annual NCERT textbook printing from xx.xx to xx.xx supports an educational-demand mechanism, not realized supplier receipts or the modeled forecast share. ([education.gov.in](https://www.education.gov.in/sites/upload_files/mhrd/files/PIB%20releae%20of%20the%20Press%20Conference%20held%20today.pdf))
16. Hardcover Printing Cost - Kindle Direct Publishing
    - Evidence informing base-year allocation inputs; displayed values and growth are calculated: The current U.S. regular-trim hardcover schedule uses USD xx.xx plus USD xx.xx per page in the relevant band. Comparison with paperback charges constrains the premium-equivalent manufacturing model.
    - Evidence informing forecast-year allocation inputs; displayed values and growth are calculated: The current U.S. regular-trim hardcover schedule uses USD xx.xx plus USD xx.xx per page in the relevant band. Comparison with paperback charges constrains the premium-equivalent manufacturing model.
    - Evidence informing base-year allocation inputs; displayed values and growth are calculated: The USD xx.xx fixed-charge difference supplies the POD premium input; the xx.xx% commercial-run realization and premium incidence are explicitly modeled rather than disclosed.
    - Evidence informing forecast-year allocation inputs; displayed values and growth are calculated: The USD xx.xx fixed-charge difference supplies the POD premium input; the xx.xx% commercial-run realization and premium incidence are explicitly modeled rather than disclosed.
17. User Fees - University of Wisconsin-Milwaukee Print & Copy Services
    - Evidence informing base-year allocation inputs; displayed values and growth are calculated: The university service schedule separately prices preflight/prepress preparation at USD xx.xx per hour, establishing a paid preparation activity rather than an automatic component of every printing-platform purchase.
    - Evidence informing forecast-year allocation inputs; displayed values and growth are calculated: The university service schedule separately prices preflight/prepress preparation at USD xx.xx per hour, establishing a paid preparation activity rather than an automatic component of every printing-platform purchase.
    - Evidence informing base-year allocation inputs; displayed values and growth are calculated: Perfect binding is listed at USD xx.xx-xx.xx per book. The lower endpoint is the model's basic-binding comparator, not a measured worldwide realization.
    - Evidence informing forecast-year allocation inputs; displayed values and growth are calculated: Perfect binding is listed at USD xx.xx-xx.xx per book. The lower endpoint is the model's basic-binding comparator, not a measured worldwide realization.

18. How Much Does It Cost to Print a Book? - QinPrinting
    - Evidence informing base-year allocation inputs; displayed values and growth are calculated: The supplier's delivered xx.xx-page, xx.xx-copy color-book examples list USD xx.xx for softcover and USD xx.xx for hardcover. They provide a commercial-run countercheck, with delivery and product differences preventing direct substitution.
    - Evidence informing forecast-year allocation inputs; displayed values and growth are calculated: The supplier's delivered xx.xx-page, xx.xx-copy color-book examples list USD xx.xx for softcover and USD xx.xx for hardcover. They provide a commercial-run countercheck, with delivery and product differences preventing direct substitution.
    - Evidence informing base-year allocation inputs; displayed values and growth are calculated: The smaller hardcover premium in this offset example qualifies extrapolation of the full POD hardcover increment into binding revenue.
    - Evidence informing forecast-year allocation inputs; displayed values and growth are calculated: The smaller hardcover premium in this offset example qualifies extrapolation of the full POD hardcover increment into binding revenue.
    - Evidence informing base-year allocation inputs; displayed values and growth are calculated: Comparable hardcover and softcover quotations constrain the assumed relative manufacturing realization after scope adjustments.
    - Evidence informing forecast-year allocation inputs; displayed values and growth are calculated: Comparable hardcover and softcover quotations constrain the assumed relative manufacturing realization after scope adjustments.
    - Evidence informing base-year allocation inputs; displayed values and growth are calculated: Softcover prices provide a commercial comparison, not a historical global average.
    - Evidence informing forecast-year allocation inputs; displayed values and growth are calculated: Softcover prices provide a commercial comparison, not a historical global average.
    - Evidence informing base-year allocation inputs; displayed values and growth are calculated: Board-book quotations constrain the assumed production receipt; delivery and duties require adjustment.
    - Evidence informing forecast-year allocation inputs; displayed values and growth are calculated: Board-book quotations constrain the assumed production receipt; delivery and duties require adjustment.
    - Evidence informing base-year allocation inputs; displayed values and growth are calculated: Mechanical-binding quotations constrain the unit-receipt assumption, not incidence.
    - Evidence informing forecast-year allocation inputs; displayed values and growth are calculated: Mechanical-binding quotations constrain the unit-receipt assumption, not incidence.
    - Evidence informing base-year allocation inputs; displayed values and growth are calculated: Short-booklet quotations constrain the lower realization used for eligible saddle-stitched books.
    - Evidence informing forecast-year allocation inputs; displayed values and growth are calculated: Short-booklet quotations constrain the lower realization used for eligible saddle-stitched books.
19. Book Wrap Mailers / Book Boxes - Packaging ONE
    - Evidence informing base-year allocation inputs; displayed values and growth are calculated: The manufacturer lists MP2 book mailers at GBP xx.xx each for xx.xx packs of xx.xx excluding VAT. The converted unit price supplies the packaging-creation value proxy, not a global average or a historical quote.
    - Evidence informing forecast-year allocation inputs; displayed values and growth are calculated: The manufacturer lists MP2 book mailers at GBP xx.xx each for xx.xx packs of xx.xx excluding VAT. The converted unit price supplies the packaging-creation value proxy, not a global average or a historical quote.
    - Evidence informing base-year allocation inputs; displayed values and growth are calculated: The enclosure price forms the other side of the creation-versus-packing ratio. One comparable enclosure per packing unit is an explicit activity-matching assumption.
    - Evidence informing forecast-year allocation inputs; displayed values and growth are calculated: The enclosure price forms the other side of the creation-versus-packing ratio. One comparable enclosure per packing unit is an explicit activity-matching assumption.

20. Foreign Exchange Rates - G.5A Annual, January 5, 2026
    - Evidence informing base-year allocation inputs; displayed values and growth are calculated: The official 2025 annual average is USD xx.xx per GBP. It converts the GBP packaging comparator into the common monetary basis used in the starting allocation.
    - Evidence informing forecast-year allocation inputs; displayed values and growth are calculated: The official 2025 annual average is USD xx.xx per GBP. It converts the GBP packaging comparator into the common monetary basis used in the starting allocation.
    - Evidence informing base-year allocation inputs; displayed values and growth are calculated: The same conversion supports the common-currency packaging/packing denominator inherited by the forecast; no 2032 exchange rate is asserted.
    - Evidence informing forecast-year allocation inputs; displayed values and growth are calculated: The same conversion supports the common-currency packaging/packing denominator inherited by the forecast; no 2032 exchange rate is asserted.
21. Optional Book Publishing Services - InstantPublisher
    - Evidence informing base-year allocation inputs; displayed values and growth are calculated: The provider lists layout/typesetting at USD xx.xx per page with a USD xx.xx minimum. This supports the preparation-spending feasibility check, with purchase incidence and copies per job remaining assumptions.
    - Evidence informing forecast-year allocation inputs; displayed values and growth are calculated: The provider lists layout/typesetting at USD xx.xx per page with a USD xx.xx minimum. This supports the preparation-spending feasibility check, with purchase incidence and copies per job remaining assumptions.
    - Evidence informing base-year allocation inputs; displayed values and growth are calculated: Individual shrink-wrapping is listed at USD xx.xx each plus USD xx.xx setup. Amortizing setup over an assumed xx.xx copies gives the USD xx.xx packing comparator.
    - Evidence informing forecast-year allocation inputs; displayed values and growth are calculated: Individual shrink-wrapping is listed at USD xx.xx each plus USD xx.xx setup. Amortizing setup over an assumed xx.xx copies gives the USD xx.xx packing comparator.
22. How Does Merchant Pricing Work for Ecommerce Stores? - Lulu Direct
    - Evidence informing base-year allocation inputs; displayed values and growth are calculated: The September 2026 merchant-pricing explanation identifies a USD xx.xx fulfillment fee and separates merchant retail receipts from payments for supplier production, shipping and taxes. The fee is a contemporary feasibility comparator, not verified 2025 penetration or a future charge.
    - Evidence informing forecast-year allocation inputs; displayed values and growth are calculated: The September 2026 merchant-pricing explanation identifies a USD xx.xx fulfillment fee and separates merchant retail receipts from payments for supplier production, shipping and taxes. The fee is a contemporary feasibility comparator, not verified 2025 penetration or a future charge.
    - Evidence informing base-year allocation inputs; displayed values and growth are calculated: Merchant retail receipts are separate from payments for printing and fulfillment. The current page lists a USD xx.xx fulfillment fee, with shipping and taxes separately calculated. This supports the service-value boundary, not a historical average fee or global order volume.
    - Evidence informing forecast-year allocation inputs; displayed values and growth are calculated: Merchant retail receipts are separate from payments for printing and fulfillment. The current page lists a USD xx.xx fulfillment fee, with shipping and taxes separately calculated. This supports the service-value boundary, not a historical average fee or global order volume.
    - Evidence informing base-year allocation inputs; displayed values and growth are calculated: Lulu identifies separate retail and production/fulfillment transactions and a USD xx.xx fulfillment fee. This supports excluding merchant retail margins from production-service value and avoiding automatic procurement-channel classification from the storefront.
    - Evidence informing forecast-year allocation inputs; displayed values and growth are calculated: Lulu identifies separate retail and production/fulfillment transactions and a USD xx.xx fulfillment fee. This supports excluding merchant retail margins from production-service value and avoiding automatic procurement-channel classification from the storefront.

23. AAP December 2025 StatShot Report

- Evidence informing base-year allocation inputs; displayed values and growth are calculated: The primary monthly reporting panel's full-year 2025 trade figures show paperback revenue down xx.xx%. This qualifies broad physical-book growth assumptions and supplies directional mix evidence only.
- Evidence informing forecast-year allocation inputs; displayed values and growth are calculated: The primary monthly reporting panel's full-year 2025 trade figures show paperback revenue down xx.xx%. This qualifies broad physical-book growth assumptions and supplies directional mix evidence only.
- Evidence informing base-year allocation inputs; displayed values and growth are calculated: The same approximately xx.xx-publisher panel shows hardcover revenue up xx.xx%. It supports a modest premium-mix hypothesis but neither measures global binding spending nor proves the forecast.
- Evidence informing forecast-year allocation inputs; displayed values and growth are calculated: The same approximately xx.xx-publisher panel shows hardcover revenue up xx.xx%. It supports a modest premium-mix hypothesis but neither measures global binding spending nor proves the forecast.
- Evidence informing base-year allocation inputs; displayed values and growth are calculated: Direct-participant 2025 hardback revenue of approximately USD xx.xx anchors the adjusted conventional-format model; it is not printing revenue or a global share.
- Evidence informing forecast-year allocation inputs; displayed values and growth are calculated: Direct-participant 2025 hardback revenue of approximately USD xx.xx anchors the adjusted conventional-format model; it is not printing revenue or a global share.
- Evidence informing base-year allocation inputs; displayed values and growth are calculated: Reported paperback revenue of approximately USD xx.xx plus USD xx.xx mass-market revenue supplies the comparison input. Reported annual movements qualify the forecast starting mix, not its future persistence.
- Evidence informing forecast-year allocation inputs; displayed values and growth are calculated: Reported paperback revenue of approximately USD xx.xx plus USD xx.xx mass-market revenue supplies the comparison input. Reported annual movements qualify the forecast starting mix, not its future persistence.
- Evidence informing base-year allocation inputs; displayed values and growth are calculated: Direct publisher-sample religious and trade physical-format receipts provide a category-intensity proxy, subject to explicit geographic and coverage adjustments.
- Evidence informing forecast-year allocation inputs; displayed values and growth are calculated: Direct publisher-sample religious and trade physical-format receipts provide a category-intensity proxy, subject to explicit geographic and coverage adjustments.
- Evidence informing base-year allocation inputs; displayed values and growth are calculated: Reported professional-book receipts and their 2025 decline challenge assumptions of automatic growth from recurring reference relationships.
- Evidence informing forecast-year allocation inputs; displayed values and growth are calculated: Reported professional-book receipts and their 2025 decline challenge assumptions of automatic growth from recurring reference relationships.

24. Print and Associated Services Framework - Lot 1 Buyer Guide: Framework Objectives
    - Evidence informing base-year allocation inputs; displayed values and growth are calculated: The public purchasing framework separately specifies production-management advice. It establishes a purchased responsibility but not a global fee rate or permission to count subcontract pass-through as retained revenue.
    - Evidence informing forecast-year allocation inputs; displayed values and growth are calculated: The public purchasing framework separately specifies production-management advice. It establishes a purchased responsibility but not a global fee rate or permission to count subcontract pass-through as retained revenue.
    - Evidence informing base-year allocation inputs; displayed values and growth are calculated: The framework also specifies finished-goods stock holding and call-off, with required holding costs included in the print-job price. This supports allocating embedded production-linked fulfillment rather than restricting the category to standalone invoices.
    - Evidence informing forecast-year allocation inputs; displayed values and growth are calculated: The framework also specifies finished-goods stock holding and call-off, with required holding costs included in the print-job price. This supports allocating embedded production-linked fulfillment rather than restricting the category to standalone invoices.
    - Evidence informing base-year allocation inputs; displayed values and growth are calculated: Finished goods may be held for call-off, with storage included in the print job where required. This supports consolidated releases as a production-linked arrangement without assuming every release is an individual order.
    - Evidence informing forecast-year allocation inputs; displayed values and growth are calculated: Finished goods may be held for call-off, with storage included in the print job where required. This supports consolidated releases as a production-linked arrangement without assuming every release is an individual order.
    - Evidence informing base-year allocation inputs; displayed values and growth are calculated: Contractors maintain designated distribution lists, deliver to nominated addresses and receive job-specific copy allocations, supporting the modeled list-delivery category.
    - Evidence informing forecast-year allocation inputs; displayed values and growth are calculated: Contractors maintain designated distribution lists, deliver to nominated addresses and receive job-specific copy allocations, supporting the modeled list-delivery category.
    - Evidence informing base-year allocation inputs; displayed values and growth are calculated: The coexistence of stock holding, call-off and distribution-list obligations supports separating production trigger from fulfillment responsibility; call-off alone does not establish transaction-level fulfillment.
    - Evidence informing forecast-year allocation inputs; displayed values and growth are calculated: The coexistence of stock holding, call-off and distribution-list obligations supports separating production trigger from fulfillment responsibility; call-off alone does not establish transaction-level fulfillment.

25. Frequently Asked Questions - IngramSpark
    - Evidence informing base-year allocation inputs; displayed values and growth are calculated: IngramSpark states that it does not provide editing, typesetting or design services. This counterexample prevents treating all platform manufacturing commissions as purchases of professional preparation services.
    - Evidence informing forecast-year allocation inputs; displayed values and growth are calculated: IngramSpark states that it does not provide editing, typesetting or design services. This counterexample prevents treating all platform manufacturing commissions as purchases of professional preparation services.
    - Evidence informing base-year allocation inputs; displayed values and growth are calculated: The provider permits nonexclusive sourcing when the customer owns its ISBN and does not offer editing, typesetting or design. These terms constrain the author service boundary, not adoption or revenue growth.
    - Evidence informing forecast-year allocation inputs; displayed values and growth are calculated: The provider permits nonexclusive sourcing when the customer owns its ISBN and does not offer editing, typesetting or design. These terms constrain the author service boundary, not adoption or revenue growth.
    - Evidence informing base-year allocation inputs; displayed values and growth are calculated: IngramSpark permits nonexclusive use of other printers, distributors and fulfillment providers when publishers own their ISBN. This establishes an alternative-sourcing option, not observed switching or a numerical channel allocation.
    - Evidence informing forecast-year allocation inputs; displayed values and growth are calculated: IngramSpark permits nonexclusive use of other printers, distributors and fulfillment providers when publishers own their ISBN. This establishes an alternative-sourcing option, not observed switching or a numerical channel allocation.
26. Packaging Printing & Production - Imago Group
    - Evidence informing base-year allocation inputs; displayed values and growth are calculated: The supplier identifies book slipcases, clamshell cases, tray-and-lid constructions and multicomponent publisher packaging. This supports the enclosure-production boundary and the limitation of a simple mailer-price proxy; it does not supply sales weights.
    - Evidence informing forecast-year allocation inputs; displayed values and growth are calculated: The supplier identifies book slipcases, clamshell cases, tray-and-lid constructions and multicomponent publisher packaging. This supports the enclosure-production boundary and the limitation of a simple mailer-price proxy; it does not supply sales weights.
27. Services - Bridgeport National Bindery
    - Evidence informing base-year allocation inputs; displayed values and growth are calculated: The short-run book-production portfolio separately lists shrink-wrapping and set packing. It establishes commercial packing activity distinct from enclosure manufacture and binding, without measuring its revenue.
    - Evidence informing forecast-year allocation inputs; displayed values and growth are calculated: The short-run book-production portfolio separately lists shrink-wrapping and set packing. It establishes commercial packing activity distinct from enclosure manufacture and binding, without measuring its revenue.
28. Terms and Conditions - CPI Print Germany
    - Evidence informing base-year allocation inputs; displayed values and growth are calculated: Published terms distinguish ex-works production prices from packaging, freight and postage and reserve specified input-cost adjustment rights. They support comparable-scope valuation but do not establish realized inflation.
    - Evidence informing forecast-year allocation inputs; displayed values and growth are calculated: Published terms distinguish ex-works production prices from packaging, freight and postage and reserve specified input-cost adjustment rights. They support comparable-scope valuation but do not establish realized inflation.
    - Evidence informing base-year allocation inputs; displayed values and growth are calculated: Separate treatment of forwarding and storage responsibilities supports the eligible production-linked service boundary; contractual rights do not prove the assumed future fee-growth rate.
    - Evidence informing forecast-year allocation inputs; displayed values and growth are calculated: Separate treatment of forwarding and storage responsibilities supports the eligible production-linked service boundary; contractual rights do not prove the assumed future fee-growth rate.

29. ONIX Codelists Issue 75 - List 150: Product Form
    - Evidence informing base-year allocation inputs; displayed values and growth are calculated: BB identifies hardback/cased books.
    - Evidence informing forecast-year allocation inputs; displayed values and growth are calculated: BB identifies hardback/cased books.
    - Evidence informing base-year allocation inputs; displayed values and growth are calculated: BC identifies paperback/softback books.
    - Evidence informing forecast-year allocation inputs; displayed values and growth are calculated: BC identifies paperback/softback books.
    - Evidence informing base-year allocation inputs; displayed values and growth are calculated: BH distinguishes board-page books from conventional books with rigid covers.
    - Evidence informing forecast-year allocation inputs; displayed values and growth are calculated: BH distinguishes board-page books from conventional books with rigid covers.
    - Evidence informing base-year allocation inputs; displayed values and growth are calculated: BE groups spiral, comb and coil forms.
    - Evidence informing forecast-year allocation inputs; displayed values and growth are calculated: BE groups spiral, comb and coil forms.
    - Evidence informing base-year allocation inputs; displayed values and growth are calculated: BD identifies loose-leaf books.
    - Evidence informing forecast-year allocation inputs; displayed values and growth are calculated: BD identifies loose-leaf books.
    - Evidence informing base-year allocation inputs; displayed values and growth are calculated: BF includes stapled short books; nonbook uses are excluded from the model.
    - Evidence informing forecast-year allocation inputs; displayed values and growth are calculated: BF includes stapled short books; nonbook uses are excluded from the model.
    - Evidence informing base-year allocation inputs; displayed values and growth are calculated: BL recognizes slide-bound books without measuring current sales.
    - Evidence informing forecast-year allocation inputs; displayed values and growth are calculated: BL recognizes slide-bound books without measuring current sales.
    - Evidence informing base-year allocation inputs; displayed values and growth are calculated: BO recognizes continuous concertina-fold books; nonbook charts are excluded.
    - Evidence informing forecast-year allocation inputs; displayed values and growth are calculated: BO recognizes continuous concertina-fold books; nonbook charts are excluded.
    - Evidence informing base-year allocation inputs; displayed values and growth are calculated: BI identifies textile-page books, not cloth-covered paper books.
    - Evidence informing forecast-year allocation inputs; displayed values and growth are calculated: BI identifies textile-page books, not cloth-covered paper books.
    - Evidence informing base-year allocation inputs; displayed values and growth are calculated: BJ identifies waterproof bath-book forms.
    - Evidence informing forecast-year allocation inputs; displayed values and growth are calculated: BJ identifies waterproof bath-book forms.
    - Evidence informing base-year allocation inputs; displayed values and growth are calculated: BP identifies foam-page and foam-cover books.
    - Evidence informing forecast-year allocation inputs; displayed values and growth are calculated: BP identifies foam-page and foam-cover books.

30. Thomson Reuters - Fourth-Quarter and Full-Year 2025 Results
    - Evidence informing base-year allocation inputs; displayed values and growth are calculated: Global Print revenue and contraction constrain professional-print scale and substitution direction; content receipts are not treated as loose-leaf service revenue.
    - Evidence informing forecast-year allocation inputs; displayed values and growth are calculated: Global Print revenue and contraction constrain professional-print scale and substitution direction; content receipts are not treated as loose-leaf service revenue.
31. Lulu - Discontinuing Saddle Stitch in Global Distribution
    - Evidence informing base-year allocation inputs; displayed values and growth are calculated: Provider-specific wholesale distribution restrictions establish a channel constraint, not a global sales weight or measured forecast decline.
    - Evidence informing forecast-year allocation inputs; displayed values and growth are calculated: Provider-specific wholesale distribution restrictions establish a channel constraint, not a global sales weight or measured forecast decline.
32. MAGACOPY Sofia - Copying and Printing Prices
    - Evidence informing base-year allocation inputs; displayed values and growth are calculated: A current EUR xx.xx binding-only charge establishes a live commercial service and a price-scope comparison; full-book USD receipts and incidence remain assumed.
    - Evidence informing forecast-year allocation inputs; displayed values and growth are calculated: A current EUR xx.xx binding-only charge establishes a live commercial service and a price-scope comparison; full-book USD receipts and incidence remain assumed.
33. Imago Group - Spotlight on Children's Books for National Young Readers Week
    - Evidence informing base-year allocation inputs; displayed values and growth are calculated: The company's children's portfolio supports board-book commercial classification, not order volumes.
    - Evidence informing forecast-year allocation inputs; displayed values and growth are calculated: The company's children's portfolio supports board-book commercial classification, not order volumes.
    - Evidence informing base-year allocation inputs; displayed values and growth are calculated: Cloth-book offerings support the textile-page category premise, not its modeled incidence.
    - Evidence informing forecast-year allocation inputs; displayed values and growth are calculated: Cloth-book offerings support the textile-page category premise, not its modeled incidence.
    - Evidence informing base-year allocation inputs; displayed values and growth are calculated: Bath-book offerings support a separate commercial category; sales and service receipts are undisclosed.
    - Evidence informing forecast-year allocation inputs; displayed values and growth are calculated: Bath-book offerings support a separate commercial category; sales and service receipts are undisclosed.
34. Pegasus - My First Book of Shapes: EVA Foam Book
    - Evidence informing base-year allocation inputs; displayed values and growth are calculated: The dated 2025 product identifies foam pages and supports commercial-status and classification checks, not global volume or supplier realization.
    - Evidence informing forecast-year allocation inputs; displayed values and growth are calculated: The dated 2025 product identifies foam pages and supports commercial-status and classification checks, not global volume or supplier realization.

35. U.S. Consumer Product Safety Commission - Children's Books
    - Evidence informing base-year allocation inputs; displayed values and growth are calculated: Product classification and intended audience affect commercial compliance accountability; no numerical surcharge is inferred.
    - Evidence informing forecast-year allocation inputs; displayed values and growth are calculated: Product classification and intended audience affect commercial compliance accountability; no numerical surcharge is inferred.
    - Evidence informing base-year allocation inputs; displayed values and growth are calculated: The exemption boundary supports separate classification rather than assumed conventional-book treatment.
    - Evidence informing forecast-year allocation inputs; displayed values and growth are calculated: The exemption boundary supports separate classification rather than assumed conventional-book treatment.
    - Evidence informing base-year allocation inputs; displayed values and growth are calculated: Compliance classification is retained as an uncertainty, not an exclusion or measured price premium.
    - Evidence informing forecast-year allocation inputs; displayed values and growth are calculated: Compliance classification is retained as an uncertainty, not an exclusion or measured price premium.
    - Evidence informing base-year allocation inputs; displayed values and growth are calculated: Specialty construction does not itself establish ordinary-book exemption eligibility or market inactivity.
    - Evidence informing forecast-year allocation inputs; displayed values and growth are calculated: Specialty construction does not itself establish ordinary-book exemption eligibility or market inactivity.
36. Puget Bindery - Services
    - Evidence informing base-year allocation inputs; displayed values and growth are calculated: The provider identifies training manuals and reference guides as mechanical-binding applications, supporting the commissioning premise without measuring sales incidence.
    - Evidence informing forecast-year allocation inputs; displayed values and growth are calculated: The provider identifies training manuals and reference guides as mechanical-binding applications, supporting the commissioning premise without measuring sales incidence.
    - Evidence informing base-year allocation inputs; displayed values and growth are calculated: Lists commercial letterpress book plates and specialty inserts, supporting a component-service model rather than attribution of the entire book price.
    - Evidence informing forecast-year allocation inputs; displayed values and growth are calculated: Lists commercial letterpress book plates and specialty inserts, supporting a component-service model rather than attribution of the entire book price.
    - Evidence informing base-year allocation inputs; displayed values and growth are calculated: The bindery identifies commercial printers, publishers and corporate print buyers as customers and excludes direct-to-consumer sales. This supports trade-purchasing attribution but supplies no sales percentage.
    - Evidence informing forecast-year allocation inputs; displayed values and growth are calculated: The bindery identifies commercial printers, publishers and corporate print buyers as customers and excludes direct-to-consumer sales. This supports trade-purchasing attribution but supplies no sales percentage.

37. ONIX Codelists Issue 75 - List 80: Product Packaging Type
    - Evidence informing base-year allocation inputs; displayed values and growth are calculated: Separates single-item and multivolume slipcases; supplies classification, not sales weights.
    - Evidence informing forecast-year allocation inputs; displayed values and growth are calculated: Separates single-item and multivolume slipcases; supplies classification, not sales weights.
    - Evidence informing base-year allocation inputs; displayed values and growth are calculated: Distinguishes lidded boxes from slipcase-style boxed sets.
    - Evidence informing forecast-year allocation inputs; displayed values and growth are calculated: Distinguishes lidded boxes from slipcase-style boxed sets.
    - Evidence informing base-year allocation inputs; displayed values and growth are calculated: Open-ended wraparound sleeves are distinct from enclosed wrapping.
    - Evidence informing forecast-year allocation inputs; displayed values and growth are calculated: Open-ended wraparound sleeves are distinct from enclosed wrapping.
    - Evidence informing base-year allocation inputs; displayed values and growth are calculated: Recognizes envelope-like slip-sleeves and wallets or folders.
    - Evidence informing forecast-year allocation inputs; displayed values and growth are calculated: Recognizes envelope-like slip-sleeves and wallets or folders.
    - Evidence informing base-year allocation inputs; displayed values and growth are calculated: Recognizes pouch and bag packaging independently.
    - Evidence informing forecast-year allocation inputs; displayed values and growth are calculated: Recognizes pouch and bag packaging independently.
    - Evidence informing base-year allocation inputs; displayed values and growth are calculated: Separately recognizes shrink-wrapped products and bundles.
    - Evidence informing forecast-year allocation inputs; displayed values and growth are calculated: Separately recognizes shrink-wrapped products and bundles.
    - Evidence informing base-year allocation inputs; displayed values and growth are calculated: Defines formed-plastic clamshells and card-backed blister packaging as distinct constructions.
    - Evidence informing forecast-year allocation inputs; displayed values and growth are calculated: Defines formed-plastic clamshells and card-backed blister packaging as distinct constructions.
    - Evidence informing base-year allocation inputs; displayed values and growth are calculated: Explicitly recognizes book browse-prevention closures.
    - Evidence informing forecast-year allocation inputs; displayed values and growth are calculated: Explicitly recognizes book browse-prevention closures.

38. U.S. Government Publishing Office - Program 827-S: Federal Aviation Administration Books, Contract Pricing and Specifications

- Evidence informing base-year allocation inputs; displayed values and growth are calculated: Historical evaluation quantities provide a container-heavy institutional purchasing counterexample, not global shipment shares.
- Evidence informing forecast-year allocation inputs; displayed values and growth are calculated: Historical evaluation quantities provide a container-heavy institutional purchasing counterexample, not global shipment shares.
- Evidence informing base-year allocation inputs; displayed values and growth are calculated: Separately identifies kraft-envelope packing within the book procurement.
- Evidence informing forecast-year allocation inputs; displayed values and growth are calculated: Separately identifies kraft-envelope packing within the book procurement.
- Evidence informing base-year allocation inputs; displayed values and growth are calculated: Identifies cushioned shipping bags as an eligible book-order enclosure.
- Evidence informing forecast-year allocation inputs; displayed values and growth are calculated: Identifies cushioned shipping bags as an eligible book-order enclosure.
- Evidence informing base-year allocation inputs; displayed values and growth are calculated: Includes wrapped shipping bundles as an alternative purchasing configuration.
- Evidence informing forecast-year allocation inputs; displayed values and growth are calculated: Includes wrapped shipping bundles as an alternative purchasing configuration.
- Evidence informing base-year allocation inputs; displayed values and growth are calculated: Requires packing and filler separately from the external enclosure.
- Evidence informing forecast-year allocation inputs; displayed values and growth are calculated: Requires packing and filler separately from the external enclosure.
- Evidence informing base-year allocation inputs; displayed values and growth are calculated: Identifies closure tape and securing straps independently of container construction.
- Evidence informing forecast-year allocation inputs; displayed values and growth are calculated: Identifies closure tape and securing straps independently of container construction.

39. U.S. Government Publishing Office - Print Order Form 2511 Instructions
    - Evidence informing base-year allocation inputs; displayed values and growth are calculated: Specifies paper-banded sets separately from shrink-wrapped sets.
    - Evidence informing forecast-year allocation inputs; displayed values and growth are calculated: Specifies paper-banded sets separately from shrink-wrapped sets.
    - Evidence informing base-year allocation inputs; displayed values and growth are calculated: Describes shrink-wrapped units nested within cartons, supporting component attribution.
    - Evidence informing forecast-year allocation inputs; displayed values and growth are calculated: Describes shrink-wrapped units nested within cartons, supporting component attribution.
    - Evidence informing base-year allocation inputs; displayed values and growth are calculated: Distinguishes internal packaging, container quantities and pallet requirements.
    - Evidence informing forecast-year allocation inputs; displayed values and growth are calculated: Distinguishes internal packaging, container quantities and pallet requirements.
    - Evidence informing base-year allocation inputs; displayed values and growth are calculated: The instructions distinguish nominated delivery addresses and warehouse receiving arrangements, supporting the receiving-point attribution premise, not an observed consolidated market share.
    - Evidence informing forecast-year allocation inputs; displayed values and growth are calculated: The instructions distinguish nominated delivery addresses and warehouse receiving arrangements, supporting the receiving-point attribution premise, not an observed consolidated market share.
    - Evidence informing base-year allocation inputs; displayed values and growth are calculated: Supplemental distribution lists accommodate multiple destinations, supporting the distinction between preallocated destination delivery and a single receiving-point handoff.
    - Evidence informing forecast-year allocation inputs; displayed values and growth are calculated: Supplemental distribution lists accommodate multiple destinations, supporting the distinction between preallocated destination delivery and a single receiving-point handoff.
    - Evidence informing base-year allocation inputs; displayed values and growth are calculated: GPO specifies black interior inks separately from cover inks, supporting the monochrome classification and underlying-book attribution premise, not its modeled sales weight. ([gpo.gov](https://www.gpo.gov/docs/default-source/forms-standards-pdf-files/2511_instructions.pdf))
    - Evidence informing forecast-year allocation inputs; displayed values and growth are calculated: GPO specifies black interior inks separately from cover inks, supporting the monochrome classification and underlying-book attribution premise, not its modeled sales weight. ([gpo.gov](https://www.gpo.gov/docs/default-source/forms-standards-pdf-files/2511_instructions.pdf))
    - Evidence informing base-year allocation inputs; displayed values and growth are calculated: Designated Pantone specifications are recognized for interior inks, supporting a separate spot-color commercial category without measuring its share. ([gpo.gov](https://www.gpo.gov/docs/default-source/forms-standards-pdf-files/2511_instructions.pdf))
    - Evidence informing forecast-year allocation inputs; displayed values and growth are calculated: Designated Pantone specifications are recognized for interior inks, supporting a separate spot-color commercial category without measuring its share. ([gpo.gov](https://www.gpo.gov/docs/default-source/forms-standards-pdf-files/2511_instructions.pdf))
    - Evidence informing base-year allocation inputs; displayed values and growth are calculated: Four-color process is identified as full color for interior pages; cover color is separately specified. This supports classification at both modeled anchors. ([gpo.gov](https://www.gpo.gov/docs/default-source/forms-standards-pdf-files/2511_instructions.pdf))
    - Evidence informing forecast-year allocation inputs; displayed values and growth are calculated: Four-color process is identified as full color for interior pages; cover color is separately specified. This supports classification at both modeled anchors. ([gpo.gov](https://www.gpo.gov/docs/default-source/forms-standards-pdf-files/2511_instructions.pdf))

40. GPOExpress Program Pricing Guide - November 2024
    - Evidence informing base-year allocation inputs; displayed values and growth are calculated: USD xx.xx hand folding provides a handling-cost comparison; the complete band realization remains modeled.
    - Evidence informing forecast-year allocation inputs; displayed values and growth are calculated: USD xx.xx hand folding provides a handling-cost comparison; the complete band realization remains modeled.
    - Evidence informing base-year allocation inputs; displayed values and growth are calculated: USD xx.xx per shrink wrap anchors a small-run comparison, not the assumed global realization.
    - Evidence informing forecast-year allocation inputs; displayed values and growth are calculated: USD xx.xx per shrink wrap anchors a small-run comparison, not the assumed global realization.
    - Evidence informing base-year allocation inputs; displayed values and growth are calculated: USD xx.xx auxiliary insertion supplies a handling-price comparison, not protective-material sales.
    - Evidence informing forecast-year allocation inputs; displayed values and growth are calculated: USD xx.xx auxiliary insertion supplies a handling-price comparison, not protective-material sales.
41. Hardcover Book Protection: Dust Jackets or Slipcases?
    - Evidence informing base-year allocation inputs; displayed values and growth are calculated: Own-product EXW slipcase prices of USD xx.xx, USD xx.xx and USD xx.xx at xx.xx xx.xx and xx.xx units constrain relative realizations.
    - Evidence informing forecast-year allocation inputs; displayed values and growth are calculated: Own-product EXW slipcase prices of USD xx.xx, USD xx.xx and USD xx.xx at xx.xx xx.xx and xx.xx units constrain relative realizations.
42. Book Printing Cost in China: How Printing Prices Are Calculated
    - Evidence informing base-year allocation inputs; displayed values and growth are calculated: Approximately USD xx.xx per export carton including basic packing materials constrains the bulk-package budget; the container allocation is modeled.
    - Evidence informing forecast-year allocation inputs; displayed values and growth are calculated: Approximately USD xx.xx per export carton including basic packing materials constrains the bulk-package budget; the container allocation is modeled.
    - Evidence informing base-year allocation inputs; displayed values and growth are calculated: The inclusive carton quotation constrains combined spending; its cushioning split is assumed.
    - Evidence informing forecast-year allocation inputs; displayed values and growth are calculated: The inclusive carton quotation constrains combined spending; its cushioning split is assumed.
    - Evidence informing base-year allocation inputs; displayed values and growth are calculated: The inclusive carton quotation constrains combined spending; its closure split is assumed.
    - Evidence informing forecast-year allocation inputs; displayed values and growth are calculated: The inclusive carton quotation constrains combined spending; its closure split is assumed.
43. Make Believe Ideas - Independent Retail Catalog 2025
    - Evidence informing base-year allocation inputs; displayed values and growth are calculated: The 2025 catalog identifies activity books with cover-mounted blisters, establishing book-specific participation but not packaging revenue or volume.
    - Evidence informing forecast-year allocation inputs; displayed values and growth are calculated: The 2025 catalog identifies activity books with cover-mounted blisters, establishing book-specific participation but not packaging revenue or volume.
44. Bookmobile - Request Book Printing Quotes the Right Way to Save Money
    - Evidence informing base-year allocation inputs; displayed values and growth are calculated: The printer's bookstore-oriented purchasing guidance cautions against universal shrink-wrap attachment.
    - Evidence informing forecast-year allocation inputs; displayed values and growth are calculated: The printer's bookstore-oriented purchasing guidance cautions against universal shrink-wrap attachment.

45. Digital Book Printing - Bookmobile
    - Evidence informing base-year allocation inputs; displayed values and growth are calculated: The current book-production portfolio separately offers poly bags, supporting commercial category participation rather than a sales weight.
    - Evidence informing forecast-year allocation inputs; displayed values and growth are calculated: The current book-production portfolio separately offers poly bags, supporting commercial category participation rather than a sales weight.
    - Evidence informing base-year allocation inputs; displayed values and growth are calculated: The current portfolio offers shrink-wrap independently of other finishing options.
    - Evidence informing forecast-year allocation inputs; displayed values and growth are calculated: The current portfolio offers shrink-wrap independently of other finishing options.
46. Sell Books on Shopify - Lulu
    - Evidence informing forecast-year allocation inputs; displayed values and growth are calculated: The offered storefront-to-print-and-ship route supports an accessible production-linked parcel channel, not assumed demand.
    - Evidence informing forecast-year allocation inputs; displayed values and growth are calculated: Direct fulfillment availability supports the parcel-use scenario without establishing envelope mix.
    - Evidence informing forecast-year allocation inputs; displayed values and growth are calculated: Direct fulfillment availability supports the parcel-use scenario without establishing bag mix.
47. European Commission - New EU Rules on Packaging Enter into Application
    - Evidence informing forecast-year allocation inputs; displayed values and growth are calculated: Regional packaging minimization supports a directional right-sizing premise, not a measured global box-price effect.
    - Evidence informing forecast-year allocation inputs; displayed values and growth are calculated: Waste-reduction requirements inform the bounded substitution scenario; they do not quantify band adoption.
    - Evidence informing forecast-year allocation inputs; displayed values and growth are calculated: Regional circularity requirements inform lower lightweight-bag exposure without implying a global book-bag ban.
    - Evidence informing forecast-year allocation inputs; displayed values and growth are calculated: Material substitution remains partly internal to the combined film-and-paper category.
    - Evidence informing forecast-year allocation inputs; displayed values and growth are calculated: Regional recyclability pressure informs the niche substitution scenario, not an observed blister-sales decline.
    - Evidence informing forecast-year allocation inputs; displayed values and growth are calculated: Empty-space reduction provides a directional premise for lower cushioning allowance per individual box.
48. Digital Printing - U.S. Government Publishing Office
    - Evidence informing base-year allocation inputs; displayed values and growth are calculated: Procurement examples allow offset or digital alternatives while restricting some digital variants, supporting an acceptance- and run-mix model rather than a universal quality ranking. This is a modeling premise, not an observed process share.
    - Evidence informing forecast-year allocation inputs; displayed values and growth are calculated: Procurement examples allow offset or digital alternatives while restricting some digital variants, supporting an acceptance- and run-mix model rather than a universal quality ranking. This is a modeling premise, not an observed process share.
    - Evidence informing base-year allocation inputs; displayed values and growth are calculated: The purchasing guidance supports conditional digital substitution, not unrestricted interchangeability or an observed forecast allocation.
    - Evidence informing forecast-year allocation inputs; displayed values and growth are calculated: The purchasing guidance supports conditional digital substitution, not unrestricted interchangeability or an observed forecast allocation.

49. Clays demonstrate dedication to digital investment
    - Evidence informing base-year allocation inputs; displayed values and growth are calculated: Reports xx.xx books annually and xx.xx books of digital capacity in an older investment statement; this constrains scale but is not a 2025 realized output mix.
    - Evidence informing forecast-year allocation inputs; displayed values and growth are calculated: Reports xx.xx books annually and xx.xx books of digital capacity in an older investment statement; this constrains scale but is not a 2025 realized output mix.
    - Evidence informing base-year allocation inputs; displayed values and growth are calculated: The company's inkjet investment supports an existing book-production application and a conditional adoption premise, not a quantified global forecast.
    - Evidence informing forecast-year allocation inputs; displayed values and growth are calculated: The company's inkjet investment supports an existing book-production application and a conditional adoption premise, not a quantified global forecast.
    - Evidence informing base-year allocation inputs; displayed values and growth are calculated: The capacity/output comparison is a limited commercial check on continued conventional book production, not a direct offset revenue observation.
    - Evidence informing forecast-year allocation inputs; displayed values and growth are calculated: The capacity/output comparison is a limited commercial check on continued conventional book production, not a direct offset revenue observation.
50. ISO/TC 130 - Guidelines for Using Print Production Standards, Version 1.0, 2019
    - Evidence informing base-year allocation inputs; displayed values and growth are calculated: Distinguishes packaging use cases and printing processes, supporting allocation of gravure to book-associated components rather than the full value of a book.
    - Evidence informing forecast-year allocation inputs; displayed values and growth are calculated: Distinguishes packaging use cases and printing processes, supporting allocation of gravure to book-associated components rather than the full value of a book.
    - Evidence informing base-year allocation inputs; displayed values and growth are calculated: Identifies flexographic packaging applications; the book-specific spending budget and process coefficients remain modeled.
    - Evidence informing forecast-year allocation inputs; displayed values and growth are calculated: Identifies flexographic packaging applications; the book-specific spending budget and process coefficients remain modeled.
51. Premium Layflat Photo Books - PhotobookShop
    - Evidence informing base-year allocation inputs; displayed values and growth are calculated: Offers bound silver-halide photographic books and distinguishes them from digitally printed alternatives, supporting the model's separate photographic category rather than an observed sales weight.
    - Evidence informing forecast-year allocation inputs; displayed values and growth are calculated: Offers bound silver-halide photographic books and distinguishes them from digitally printed alternatives, supporting the model's separate photographic category rather than an observed sales weight.
52. The Cormac McCarthy Collection - The Folio Society
    - Evidence informing base-year allocation inputs; displayed values and growth are calculated: Documents screen-printed cloth covers on physical book editions, supporting component-level commercial attribution. It does not measure supplier component receipts or global uptake.
    - Evidence informing forecast-year allocation inputs; displayed values and growth are calculated: Documents screen-printed cloth covers on physical book editions, supporting component-level commercial attribution. It does not measure supplier component receipts or global uptake.

53. Risograph Digital Duplicator Order Form, 2026 - Minneapolis College of Art and Design
    - Evidence informing base-year allocation inputs; displayed values and growth are calculated: The 2026 institutional form recognizes Risograph book/booklet orders but excludes assembly. It supports a limited application boundary, not 2025 external commercial volume; internal institutional charges are excluded from the numerator.
    - Evidence informing forecast-year allocation inputs; displayed values and growth are calculated: The 2026 institutional form recognizes Risograph book/booklet orders but excludes assembly. It supports a limited application boundary, not 2025 external commercial volume; internal institutional charges are excluded from the numerator.
54. American Printing House - 2024 Annual Report
    - Evidence informing base-year allocation inputs; displayed values and growth are calculated: Fiscal 2024 product sales were USD xx.xx; braille publications represented xx.xx% of product sales; xx.xx braille volumes were produced. These inputs constrain an adjusted production-realization proxy, not a global market share.
    - Evidence informing base-year allocation inputs; displayed values and growth are calculated: The decline from xx.xx braille volumes in 2022 qualifies a uniform physical-demand growth assumption and informs the slower relative forecast activity weight.
    - Evidence informing forecast-year allocation inputs; displayed values and growth are calculated: Fiscal 2024 product sales were USD xx.xx; braille publications represented xx.xx% of product sales; xx.xx braille volumes were produced. These inputs constrain an adjusted production-realization proxy, not a global market share.
    - Evidence informing forecast-year allocation inputs; displayed values and growth are calculated: The decline from xx.xx braille volumes in 2022 qualifies a uniform physical-demand growth assumption and informs the slower relative forecast activity weight.
55. Kodak Moments Kiosk - Kodak Alaris
    - Evidence informing base-year allocation inputs; displayed values and growth are calculated: Advertises book-capable retail kiosk equipment and a photographic-printing portfolio. Used only as a commercial-route premise for the thermal working estimate, not as evidence of thermal book-service sales, utilization or the final share.
    - Evidence informing forecast-year allocation inputs; displayed values and growth are calculated: Advertises book-capable retail kiosk equipment and a photographic-printing portfolio. Used only as a commercial-route premise for the thermal working estimate, not as evidence of thermal book-service sales, utilization or the final share.
56. 二〇二一年全国新闻出版业基本情况
    - Evidence informing base-year allocation inputs; displayed values and growth are calculated: Official 2021 aggregate textbook output distinguishes school, tertiary and vocational/adult activity; historical volumes require value and global-scope adjustments.
    - Evidence informing forecast-year allocation inputs; displayed values and growth are calculated: Official 2021 aggregate textbook output distinguishes school, tertiary and vocational/adult activity; historical volumes require value and global-scope adjustments.
    - Evidence informing base-year allocation inputs; displayed values and growth are calculated: Secondary, primary and teaching-book aggregate sheet counts form the school activity weight.
    - Evidence informing forecast-year allocation inputs; displayed values and growth are calculated: Secondary, primary and teaching-book aggregate sheet counts form the school activity weight.
    - Evidence informing base-year allocation inputs; displayed values and growth are calculated: Tertiary textbook aggregate output supplies the higher-education activity input before an assumed relative-service-value adjustment.
    - Evidence informing forecast-year allocation inputs; displayed values and growth are calculated: Tertiary textbook aggregate output supplies the higher-education activity input before an assumed relative-service-value adjustment.
    - Evidence informing base-year allocation inputs; displayed values and growth are calculated: Vocational, adult and literacy textbook output supplies the corresponding historical activity input.
    - Evidence informing forecast-year allocation inputs; displayed values and growth are calculated: Vocational, adult and literacy textbook output supplies the corresponding historical activity input.

57. Music, printed or in manuscript imports by country, 2024 - World Integrated Trade Solution
    - Evidence informing base-year allocation inputs; displayed values and growth are calculated: Official HS xx.xx import observations constrain the music-publication value bridge; domestic supply, physical-book eligibility and the printing-service fraction remain modeled.
    - Evidence informing forecast-year allocation inputs; displayed values and growth are calculated: Official HS xx.xx import observations constrain the music-publication value bridge; domestic supply, physical-book eligibility and the printing-service fraction remain modeled.
58. Bloomsbury Publishing - 2024/25 Results Presentation
    - Evidence informing base-year allocation inputs; displayed values and growth are calculated: Separate Academic & Professional print, digital and rights/service receipts demonstrate the required physical-revenue boundary; company mix is not treated as global market share.
    - Evidence informing forecast-year allocation inputs; displayed values and growth are calculated: Separate Academic & Professional print, digital and rights/service receipts demonstrate the required physical-revenue boundary; company mix is not treated as global market share.
    - Evidence informing base-year allocation inputs; displayed values and growth are calculated: Observed physical academic publishing activity supports commercial applicability but does not verify the assumed global research/reference ratio.
    - Evidence informing forecast-year allocation inputs; displayed values and growth are calculated: Observed physical academic publishing activity supports commercial applicability but does not verify the assumed global research/reference ratio.
59. HDSB - RFSQ 26-013: Yearbook Software and Printing Services
    - Evidence informing base-year allocation inputs; displayed values and growth are calculated: The qualification notice establishes a commissioned yearbook scope including printing, binding and school delivery; it supplies no awarded value and is not used as a sales weight.
    - Evidence informing forecast-year allocation inputs; displayed values and growth are calculated: The qualification notice establishes a commissioned yearbook scope including printing, binding and school delivery; it supplies no awarded value and is not used as a sales weight.
    - Evidence informing base-year allocation inputs; displayed values and growth are calculated: The yearbook qualification notice restricts supply to prequalified vendors while permitting school bulk orders and individual ordering. It supports separating commissioning authority from ultimate payment, but discloses no fulfilled-order value.
    - Evidence informing forecast-year allocation inputs; displayed values and growth are calculated: The yearbook qualification notice restricts supply to prequalified vendors while permitting school bulk orders and individual ordering. It supports separating commissioning authority from ultimate payment, but discloses no fulfilled-order value.
    - Evidence informing base-year allocation inputs; displayed values and growth are calculated: The individual-ordering option establishes an attribution uncertainty relevant to the modeled household portion; it does not establish the assumed xx.xx% proportion.
    - Evidence informing forecast-year allocation inputs; displayed values and growth are calculated: The individual-ordering option establishes an attribution uncertainty relevant to the modeled household portion; it does not establish the assumed xx.xx% proportion.

60. U.S. Census Bureau - 2022 Economic Census, Books Printing Questionnaire MC-32312
    - Evidence informing base-year allocation inputs; displayed values and growth are calculated: The official printing questionnaire supports the distinction between textbook and general-book production; recognition is not treated as a revenue weight.
    - Evidence informing forecast-year allocation inputs; displayed values and growth are calculated: The official printing questionnaire supports the distinction between textbook and general-book production; recognition is not treated as a revenue weight.
    - Evidence informing base-year allocation inputs; displayed values and growth are calculated: Recognized coloring-book output supports treating recreational activity commissions separately from institutional textbooks according to purpose.
    - Evidence informing forecast-year allocation inputs; displayed values and growth are calculated: Recognized coloring-book output supports treating recreational activity commissions separately from institutional textbooks according to purpose.
61. Press Information Bureau - Department of School Education & Literacy, Year End Review 2024
    - Evidence informing base-year allocation inputs; displayed values and growth are calculated: The government review describes substantial NCERT physical-textbook activity, independently qualifying the physical-availability premise without establishing attributable supplier revenue.
    - Evidence informing forecast-year allocation inputs; displayed values and growth are calculated: The government review describes substantial NCERT physical-textbook activity, independently qualifying the physical-availability premise without establishing attributable supplier revenue.
62. 2022 North American Industry Classification System - United States
    - Evidence informing base-year allocation inputs; displayed values and growth are calculated: Dedicated book-publishing activity is separated from institutional primary activities and printing without publishing, constraining the Publishing Organizations numerator.
    - Evidence informing forecast-year allocation inputs; displayed values and growth are calculated: Dedicated book-publishing activity is separated from institutional primary activities and printing without publishing, constraining the Publishing Organizations numerator.
63. U.S. Census Bureau - Books Printing: 2002
    - Evidence informing base-year allocation inputs; displayed values and growth are calculated: Table xx.xx reports 2002 U.S. books-printing contract-work costs of USD xx.xx and shipments of USD xx.xx. Their ratio supplies a dated manufacturing-subcontract proxy, held constant within the forecast component.
    - Evidence informing forecast-year allocation inputs; displayed values and growth are calculated: Table xx.xx reports 2002 U.S. books-printing contract-work costs of USD xx.xx and shipments of USD xx.xx. Their ratio supplies a dated manufacturing-subcontract proxy, held constant within the forecast component.
    - Evidence informing base-year allocation inputs; displayed values and growth are calculated: The historical subcontract-cost input constrains the modeled transfer from publisher-origin commissioning to performing suppliers, without adding another gross contract value.
    - Evidence informing forecast-year allocation inputs; displayed values and growth are calculated: The historical subcontract-cost input constrains the modeled transfer from publisher-origin commissioning to performing suppliers, without adding another gross contract value.
64. Samfine Creation Holdings Group Limited - Form 20-F for the year ended December 31, 2025
    - Evidence informing base-year allocation inputs; displayed values and growth are calculated: The company reports USD xx.xx of 2025 book-product revenue and principally serves book traders that secure printing contracts and outsource production. This is a supplier-specific quantitative role check, not a Global allocation weight.
    - Evidence informing forecast-year allocation inputs; displayed values and growth are calculated: The company reports USD xx.xx of 2025 book-product revenue and principally serves book traders that secure printing contracts and outsource production. This is a supplier-specific quantitative role check, not a Global allocation weight.

65. Ministry of Education - NCERT and Amazon Letter of Engagement, October 7, 2024
    - Evidence informing base-year allocation inputs; displayed values and growth are calculated: The October xx.xx 2024 announcement targeted xx.xx NCERT books for academic 2025-xx.xx. This is a planned institutional activity anchor; realization, eligible receipts and subsequent growth are modeled separately.
    - Evidence informing forecast-year allocation inputs; displayed values and growth are calculated: The October xx.xx 2024 announcement targeted xx.xx NCERT books for academic 2025-xx.xx. This is a planned institutional activity anchor; realization, eligible receipts and subsequent growth are modeled separately.
66. Bangladesh e-GP - NCTB/TEXTBOOK/2025, Package GD.102_SEC_8.031
    - Evidence informing base-year allocation inputs; displayed values and growth are calculated: The government-funded procurement plan specifies xx.xx academic-2025 textbook copies and an estimated BDT xx.xx for printing, binding and supply. It constrains commercial order scale and local unit-budget plausibility, not realized annual revenue.
    - Evidence informing forecast-year allocation inputs; displayed values and growth are calculated: The government-funded procurement plan specifies xx.xx academic-2025 textbook copies and an estimated BDT xx.xx for printing, binding and supply. It constrains commercial order scale and local unit-budget plausibility, not realized annual revenue.
67. Students suffer as NCTB fails to deliver books - The Daily Star, January 17, 2025
    - Evidence informing base-year allocation inputs; displayed values and growth are calculated: The January xx.xx 2025 report corroborates the dated approximately xx.xx-copy textbook target and early-year delivery disruption. Target realization and supplier receipts remain modeled.
68. Secondary-level students: A new year without full set of books for many - The Daily Star, December 28, 2025
    - Evidence informing forecast-year allocation inputs; displayed values and growth are calculated: The December xx.xx 2025 report corroborates the approximately xx.xx-copy academic-2026 target and continued delivery slippage. It informs a normalization assumption, not an observed 2032 share.
69. Business Books - Print Professional, Custom Corporate Books | Blurb
    - Evidence informing base-year allocation inputs; displayed values and growth are calculated: The business-book offering includes organizational presentation and corporate-gift applications. It establishes an in-scope commissioning proposition, not the modeled global copy quantity or spending.
    - Evidence informing forecast-year allocation inputs; displayed values and growth are calculated: The business-book offering includes organizational presentation and corporate-gift applications. It establishes an in-scope commissioning proposition, not the modeled global copy quantity or spending.
70. How to Use Lulu to Support Your Nonprofit | Lulu
    - Evidence informing base-year allocation inputs; displayed values and growth are calculated: The platform permits an organization or charity to receive creator proceeds. This supports excluding beneficiary-only arrangements from nonprofit commissioning; it does not measure nonprofit printing purchases.
    - Evidence informing forecast-year allocation inputs; displayed values and growth are calculated: The platform permits an organization or charity to receive creator proceeds. This supports excluding beneficiary-only arrangements from nonprofit commissioning; it does not measure nonprofit printing purchases.

71. News Corp - Form 10-K for the fiscal year ended June 30, 2025
    - Evidence informing base-year allocation inputs; displayed values and growth are calculated: Fiscal 2025 consumer backlist revenue of xx.xx% and digital revenue of xx.xx% anchor the assumed physical-backlist bridge and its forecast starting model.
    - Evidence informing forecast-year allocation inputs; displayed values and growth are calculated: Fiscal 2025 consumer backlist revenue of xx.xx% and digital revenue of xx.xx% anchor the assumed physical-backlist bridge and its forecast starting model.
    - Evidence informing base-year allocation inputs; displayed values and growth are calculated: The disclosed backlist mix constrains recurring-title demand; its division into replenishment and POD remains modeled.
    - Evidence informing forecast-year allocation inputs; displayed values and growth are calculated: The disclosed backlist mix constrains recurring-title demand; its division into replenishment and POD remains modeled.
    - Evidence informing base-year allocation inputs; displayed values and growth are calculated: The complementary frontlist population supports the launch-stock cohort after physical-format adjustments.
    - Evidence informing forecast-year allocation inputs; displayed values and growth are calculated: The complementary frontlist population supports the launch-stock cohort after physical-format adjustments.
72. News Corp - Form 10-K for the fiscal year ended June 30, 2026
    - Evidence informing forecast-year allocation inputs; displayed values and growth are calculated: Fiscal 2026 backlist revenue of xx.xx% and digital revenue of xx.xx% lower the forecast physical-backlist proxy instead of assuming continued backlist expansion.
    - Evidence informing forecast-year allocation inputs; displayed values and growth are calculated: The updated catalog mix changes the forecast population available for repeat inventory releases.
    - Evidence informing forecast-year allocation inputs; displayed values and growth are calculated: The updated frontlist/backlist bridge changes the forecast planned-production weight; no 2032 share is disclosed.
73. How Do Lulu Direct Orders Work?
    - Evidence informing base-year allocation inputs; displayed values and growth are calculated: Lulu describes printing after customer purchase and distinguishes production from subsequent shipment, supporting recipient-order attribution rather than technology-based classification.
    - Evidence informing forecast-year allocation inputs; displayed values and growth are calculated: Lulu describes printing after customer purchase and distinguishes production from subsequent shipment, supporting recipient-order attribution rather than technology-based classification.
    - Evidence informing base-year allocation inputs; displayed values and growth are calculated: No minimum order and one-copy ordering establish commercial feasibility, not the number or value of single-copy releases.
    - Evidence informing forecast-year allocation inputs; displayed values and growth are calculated: No minimum order and one-copy ordering establish commercial feasibility, not the number or value of single-copy releases.
    - Evidence informing base-year allocation inputs; displayed values and growth are calculated: One POD offering accepts hundreds of copies, independently challenging a POD-equals-single-copy allocation.
    - Evidence informing forecast-year allocation inputs; displayed values and growth are calculated: One POD offering accepts hundreds of copies, independently challenging a POD-equals-single-copy allocation.
    - Evidence informing base-year allocation inputs; displayed values and growth are calculated: Orders can extend into thousands within the same offering; the production trigger therefore does not uniquely identify the working run band.
    - Evidence informing forecast-year allocation inputs; displayed values and growth are calculated: Orders can extend into thousands within the same offering; the production trigger therefore does not uniquely identify the working run band.

74. Supply Chain - Clays
    - Evidence informing base-year allocation inputs; displayed values and growth are calculated: Clays describes differentiated backlist arrangements and stock visibility, supporting a separate inventory-replenishment cohort without establishing its numerical prevalence.
    - Evidence informing forecast-year allocation inputs; displayed values and growth are calculated: Clays describes differentiated backlist arrangements and stock visibility, supporting a separate inventory-replenishment cohort without establishing its numerical prevalence.
    - Evidence informing base-year allocation inputs; displayed values and growth are calculated: New-title consolidation and predictable annual backlist demand support retaining planned inventory commitments; short-run printing is explicitly not necessarily POD.
    - Evidence informing forecast-year allocation inputs; displayed values and growth are calculated: New-title consolidation and predictable annual backlist demand support retaining planned inventory commitments; short-run printing is explicitly not necessarily POD.
    - Evidence informing base-year allocation inputs; displayed values and growth are calculated: Clays explicitly distinguishes short-run work from POD, supporting category separation rather than a technological proxy for value share.
    - Evidence informing forecast-year allocation inputs; displayed values and growth are calculated: Clays explicitly distinguishes short-run work from POD, supporting category separation rather than a technological proxy for value share.
75. Smart Backlist Management: When to Hold and When to Print-on-Demand
    - Evidence informing base-year allocation inputs; displayed values and growth are calculated: Sheridan describes low-volume titles moving to POD while other titles retain inventory, supporting differentiated release-policy assumptions rather than a uniform backlist-to-POD conversion.
    - Evidence informing forecast-year allocation inputs; displayed values and growth are calculated: Sheridan describes low-volume titles moving to POD while other titles retain inventory, supporting differentiated release-policy assumptions rather than a uniform backlist-to-POD conversion.
    - Evidence informing base-year allocation inputs; displayed values and growth are calculated: A disclosed customer example uses a stock threshold to trigger a 2,000-copy replenishment order. It establishes the commercial mechanism, not a market-wide share.
    - Evidence informing forecast-year allocation inputs; displayed values and growth are calculated: A disclosed customer example uses a stock threshold to trigger a 2,000-copy replenishment order. It establishes the commercial mechanism, not a market-wide share.

76. Shortage of NCERT textbooks - Rajya Sabha Unstarred Question No. 1941, December 17, 2025
    - Evidence informing base-year allocation inputs; displayed values and growth are calculated: Advance enrollment-based forecasting, academic-session readiness and a fiscal 2025-xx.xx plan for approximately xx.xx textbooks support a substantial calendar-driven stock cohort. The target is not realized production.
    - Evidence informing forecast-year allocation inputs; displayed values and growth are calculated: Advance enrollment-based forecasting, academic-session readiness and a fiscal 2025-xx.xx plan for approximately xx.xx textbooks support a substantial calendar-driven stock cohort. The target is not realized production.
    - Evidence informing base-year allocation inputs; displayed values and growth are calculated: Phased supply and inventory monitoring support distinguishing ongoing availability obligations from individual-recipient POD, without quantifying replenishment's global prevalence.
    - Evidence informing forecast-year allocation inputs; displayed values and growth are calculated: Phased supply and inventory monitoring support distinguishing ongoing availability obligations from individual-recipient POD, without quantifying replenishment's global prevalence.
    - Evidence informing base-year allocation inputs; displayed values and growth are calculated: The official answer distinguishes printer empanelment from approximately xx.xx distribution vendors and describes planned fiscal 2025-xx.xx printing of approximately xx.xx textbooks. It supports commissioning-versus-distribution separation, not a realized monetary channel split.
    - Evidence informing forecast-year allocation inputs; displayed values and growth are calculated: The official answer distinguishes printer empanelment from approximately xx.xx distribution vendors and describes planned fiscal 2025-xx.xx printing of approximately xx.xx textbooks. It supports commissioning-versus-distribution separation, not a realized monetary channel split.
    - Evidence informing base-year allocation inputs; displayed values and growth are calculated: Phased textbook supply supports treating annual institutional quantities separately from production batches; it does not disclose the medium-run allocation.
    - Evidence informing forecast-year allocation inputs; displayed values and growth are calculated: Phased textbook supply supports treating annual institutional quantities separately from production batches; it does not disclose the medium-run allocation.
    - Evidence informing base-year allocation inputs; displayed values and growth are calculated: The December xx.xx 2025 answer identifies a xx.xx-million-copy FY2025-xx.xx printing decision versus approximately xx.xx in recent years, a counterforce to assuming rapid long-run disappearance. Planned copies are not realized service revenue.
    - Evidence informing forecast-year allocation inputs; displayed values and growth are calculated: The December xx.xx 2025 answer identifies a xx.xx-million-copy FY2025-xx.xx printing decision versus approximately xx.xx in recent years, a counterforce to assuming rapid long-run disappearance. Planned copies are not realized service revenue.
77. Fulfillment Fee - Lulu Direct
    - Evidence informing base-year allocation inputs; displayed values and growth are calculated: The September 2026 schedule lists USD xx.xx per order regardless of item count, supporting an order-frequency effect on associated-service value. It does not verify the assumed historical or forecast multiplier.
    - Evidence informing forecast-year allocation inputs; displayed values and growth are calculated: The September 2026 schedule lists USD xx.xx per order regardless of item count, supporting an order-frequency effect on associated-service value. It does not verify the assumed historical or forecast multiplier.

78. InnerWorkings, Inc. - Form 10-K for the year ended December 31, 2019
    - Evidence informing base-year allocation inputs; displayed values and growth are calculated: The 2019 filing reports USD xx.xx gross profit on USD xx.xx revenue and describes purchased-product and direct-service costs. Historical reported margins constrain the modeled xx.xx% retained-fee ratio; they do not directly measure book-channel share.
    - Evidence informing forecast-year allocation inputs; displayed values and growth are calculated: The 2019 filing reports USD xx.xx gross profit on USD xx.xx revenue and describes purchased-product and direct-service costs. Historical reported margins constrain the modeled xx.xx% retained-fee ratio; they do not directly measure book-channel share.
    - Evidence informing base-year allocation inputs; displayed values and growth are calculated: The procurement-service margin comparison supports the fee-to-managed-spending bridge underlying the direct-channel complement. Carrying the normalized ratio into 2032 is explicitly a forecast assumption.
    - Evidence informing forecast-year allocation inputs; displayed values and growth are calculated: The procurement-service margin comparison supports the fee-to-managed-spending bridge underlying the direct-channel complement. Carrying the normalized ratio into 2032 is explicitly a forecast assumption.
79. Simplified Purchase Agreement - U.S. Government Publishing Office
    - Evidence informing base-year allocation inputs; displayed values and growth are calculated: SPA permits agency awards directly to certified vendors for purchases up to USD xx.xx while GPO pays vendors and invoices agencies. This supports classifying by the contracting relationship rather than the invoice payer, not a numerical global weight.
    - Evidence informing forecast-year allocation inputs; displayed values and growth are calculated: SPA permits agency awards directly to certified vendors for purchases up to USD xx.xx while GPO pays vendors and invoices agencies. This supports classifying by the contracting relationship rather than the invoice payer, not a numerical global weight.
80. Global Print Services | China, Europe, SE Asia, USA & India
    - Evidence informing base-year allocation inputs; displayed values and growth are calculated: Imago describes sourcing suppliers and coordinating multiple manufacturers for book-related projects. Its cumulative customer relationships establish the offered intermediary role but are not annual revenue or allocation weights.
    - Evidence informing forecast-year allocation inputs; displayed values and growth are calculated: Imago describes sourcing suppliers and coordinating multiple manufacturers for book-related projects. Its cumulative customer relationships establish the offered intermediary role but are not annual revenue or allocation weights.
81. Lion Rock Group Limited - Annual Report 2025
    - Evidence informing base-year allocation inputs; displayed values and growth are calculated: Own-business 2025 turnover changes of minus xx.xx% for APOL and minus xx.xx% for Regent challenge uniform intermediary growth; Regent's non-book focus limits its relevance. These observations support avoiding an additional adoption uplift.
    - Evidence informing forecast-year allocation inputs; displayed values and growth are calculated: Own-business 2025 turnover changes of minus xx.xx% for APOL and minus xx.xx% for Regent challenge uniform intermediary growth; Regent's non-book focus limits its relevance. These observations support avoiding an additional adoption uplift.
    - Evidence informing base-year allocation inputs; displayed values and growth are calculated: Manufacturing turnover changes of minus xx.xx% at xx.xx Printing and plus xx.xx% at Papercraft demonstrate differing supplier trajectories rather than a simple common channel-growth pattern; these are not direct-contracting market shares.
    - Evidence informing forecast-year allocation inputs; displayed values and growth are calculated: Manufacturing turnover changes of minus xx.xx% at xx.xx Printing and plus xx.xx% at Papercraft demonstrate differing supplier trajectories rather than a simple common channel-growth pattern; these are not direct-contracting market shares.

82. Imprint Digital - Book Printing Prices UK

- Evidence informing base-year allocation inputs; displayed values and growth are calculated: The inspected schedule quotes GBP xx.xx at xx.xx copies for one paperback specification, supporting a relative-price input, not a historical global realization.
- Evidence informing forecast-year allocation inputs; displayed values and growth are calculated: The inspected schedule quotes GBP xx.xx at xx.xx copies for one paperback specification, supporting a relative-price input, not a historical global realization.
- Evidence informing base-year allocation inputs; displayed values and growth are calculated: GBP xx.xx at xx.xx copies supplies the medium-run reference index; format and delivery differences require separate treatment.
- Evidence informing forecast-year allocation inputs; displayed values and growth are calculated: GBP xx.xx at xx.xx copies supplies the medium-run reference index; format and delivery differences require separate treatment.
- Evidence informing base-year allocation inputs; displayed values and growth are calculated: The quantity-price curve anchors the reference from which the long-run discount is assumed; no long-run price or future share is disclosed.
- Evidence informing forecast-year allocation inputs; displayed values and growth are calculated: The quantity-price curve anchors the reference from which the long-run discount is assumed; no long-run price or future share is disclosed.

83. Print Options

- Evidence informing base-year allocation inputs; displayed values and growth are calculated: KDP distinguishes black-and-white from color records and locks ink type after publication. These platform-specific conditions qualify switching assumptions, not market weights. ([kdp.amazon.com](https://kdp.amazon.com/en_US/help/topic/G201834180))
- Evidence informing forecast-year allocation inputs; displayed values and growth are calculated: KDP distinguishes black-and-white from color records and locks ink type after publication. These platform-specific conditions qualify switching assumptions, not market weights. ([kdp.amazon.com](https://kdp.amazon.com/en_US/help/topic/G201834180))
- Evidence informing base-year allocation inputs; displayed values and growth are calculated: The displayed platform menu does not establish designated spot-color availability or sales; a general color option is not used as evidence of spot-color demand. ([kdp.amazon.com](https://kdp.amazon.com/en_US/help/topic/G201834180))
- Evidence informing forecast-year allocation inputs; displayed values and growth are calculated: The displayed platform menu does not establish designated spot-color availability or sales; a general color option is not used as evidence of spot-color demand. ([kdp.amazon.com](https://kdp.amazon.com/en_US/help/topic/G201834180))
- Evidence informing base-year allocation inputs; displayed values and growth are calculated: Standard color is unavailable for hardcover, but premium color is available. Both process-color tiers belong within the modeled Full-Color Interiors category. ([kdp.amazon.com](https://kdp.amazon.com/en_US/help/topic/G201834180))
- Evidence informing forecast-year allocation inputs; displayed values and growth are calculated: Standard color is unavailable for hardcover, but premium color is available. Both process-color tiers belong within the modeled Full-Color Interiors category. ([kdp.amazon.com](https://kdp.amazon.com/en_US/help/topic/G201834180))

84. Synthèse des chiffres de l'édition jeunesse 2024-2025

- Evidence informing base-year allocation inputs; displayed values and growth are calculated: The primary French publishing survey reports a xx.xx% decline in illustrated early-childhood volumes and a xx.xx% decline in youth-fiction volumes in 2024. These differing outcomes challenge an aggressive universal color-growth assumption. ([sne.fr](https://www.sne.fr/actu/synthese-des-chiffres-de-ledition-jeunesse-2024-2025/))
- Evidence informing forecast-year allocation inputs; displayed values and growth are calculated: The primary French publishing survey reports a xx.xx% decline in illustrated early-childhood volumes and a xx.xx% decline in youth-fiction volumes in 2024. These differing outcomes challenge an aggressive universal color-growth assumption. ([sne.fr](https://www.sne.fr/actu/synthese-des-chiffres-de-ledition-jeunesse-2024-2025/))

20.4. Germany

Table 543. Germany Book Printing & Packaging Services Market Size, 2017-2040 (USD Million)

Country	2017	2024	2025	2026	2027	2032	2040	CAGR (%)
Germany	**xx.xx**	**xx.xx**	**xx.xx**	**xx.xx**	**xx.xx**	**xx.xx**	**xx.xx**	**xx.xx**

Table 544. Germany Book Printing & Packaging Services Market Size, by Service Offering, 2017-2040 (USD Million)

Service Offering	2017	2024	2025	2026	2027	2032	2040	CAGR (%)
Book Packaging Production	xx.xx	xx.xx	xx.xx	xx.xx	xx.xx	xx.xx	xx.xx	xx.xx
Book Packing & Kitting	xx.xx	xx.xx	xx.xx	xx.xx	xx.xx	xx.xx	xx.xx	xx.xx
Book Printing	xx.xx	xx.xx	xx.xx	xx.xx	xx.xx	xx.xx	xx.xx	xx.xx
Bookbinding & Finishing	xx.xx	xx.xx	xx.xx	xx.xx	xx.xx	xx.xx	xx.xx	xx.xx
Prepress Services	xx.xx	xx.xx	xx.xx	xx.xx	xx.xx	xx.xx	xx.xx	xx.xx
Print Production Management	xx.xx	xx.xx	xx.xx	xx.xx	xx.xx	xx.xx	xx.xx	xx.xx
Production-Linked Fulfillment	xx.xx	xx.xx	xx.xx	xx.xx	xx.xx	xx.xx	xx.xx	xx.xx
Total	**xx.xx**	**xx.xx**	**xx.xx**	**xx.xx**	**xx.xx**	**xx.xx**	**xx.xx**	**xx.xx**

Table 545. Germany Book Printing & Packaging Services Market Size, by Book Format, 2017-2040 (USD Million)

Book Format	2017	2024	2025	2026	2027	2032	2040	CAGR (%)
Accordion-Fold Books	xx.xx	xx.xx	xx.xx	xx.xx	xx.xx	xx.xx	xx.xx	xx.xx
Bath Books	xx.xx	xx.xx	xx.xx	xx.xx	xx.xx	xx.xx	xx.xx	xx.xx
Board Books	xx.xx	xx.xx	xx.xx	xx.xx	xx.xx	xx.xx	xx.xx	xx.xx
Foam Books	xx.xx	xx.xx	xx.xx	xx.xx	xx.xx	xx.xx	xx.xx	xx.xx
Hardcover Books	xx.xx	xx.xx	xx.xx	xx.xx	xx.xx	xx.xx	xx.xx	xx.xx
Loose-Leaf Books	xx.xx	xx.xx	xx.xx	xx.xx	xx.xx	xx.xx	xx.xx	xx.xx
Paperback & Softcover Books	xx.xx	xx.xx	xx.xx	xx.xx	xx.xx	xx.xx	xx.xx	xx.xx
Saddle-Stitched Booklets	xx.xx	xx.xx	xx.xx	xx.xx	xx.xx	xx.xx	xx.xx	xx.xx
Slide-Bound Books	xx.xx	xx.xx	xx.xx	xx.xx	xx.xx	xx.xx	xx.xx	xx.xx
Textile Books	xx.xx	xx.xx	xx.xx	xx.xx	xx.xx	xx.xx	xx.xx	xx.xx
Wire, Coil & Comb-Bound Books	xx.xx	xx.xx	xx.xx	xx.xx	xx.xx	xx.xx	xx.xx	xx.xx
Total	**xx.xx**	**xx.xx**	**xx.xx**	**xx.xx**	**xx.xx**	**xx.xx**	**xx.xx**	**xx.xx**

Table 546. Germany Book Printing & Packaging Services Market Size, by Packaging Format, 2017-2040 (USD Million)

Packaging Format	2017	2024	2025	2026	2027	2032	2040	CAGR (%)
Bags & Pouches	xx.xx	xx.xx	xx.xx	xx.xx	xx.xx	xx.xx	xx.xx	xx.xx
Blister & Clamshell Packs	xx.xx	xx.xx	xx.xx	xx.xx	xx.xx	xx.xx	xx.xx	xx.xx
Boxes & Lidded Cases	xx.xx	xx.xx	xx.xx	xx.xx	xx.xx	xx.xx	xx.xx	xx.xx
Envelopes, Wallets & Folders	xx.xx	xx.xx	xx.xx	xx.xx	xx.xx	xx.xx	xx.xx	xx.xx
Film & Paper Wraps	xx.xx	xx.xx	xx.xx	xx.xx	xx.xx	xx.xx	xx.xx	xx.xx
Protective Inserts & Cushioning	xx.xx	xx.xx	xx.xx	xx.xx	xx.xx	xx.xx	xx.xx	xx.xx
Seals & Strapping	xx.xx	xx.xx	xx.xx	xx.xx	xx.xx	xx.xx	xx.xx	xx.xx
Sleeves & Wraparound Bands	xx.xx	xx.xx	xx.xx	xx.xx	xx.xx	xx.xx	xx.xx	xx.xx
Slipcases	xx.xx	xx.xx	xx.xx	xx.xx	xx.xx	xx.xx	xx.xx	xx.xx
Others	xx.xx	xx.xx	xx.xx	xx.xx	xx.xx	xx.xx	xx.xx	xx.xx
Total	**xx.xx**	**xx.xx**	**xx.xx**	**xx.xx**	**xx.xx**	**xx.xx**	**xx.xx**	**xx.xx**

Table 547. Germany Book Printing & Packaging Services Market Size, by Printing Technology, 2017-2040 (USD Million)

Printing Technology	2017	2024	2025	2026	2027	2032	2040	CAGR (%)
Braille Embossing	xx.xx	xx.xx	xx.xx	xx.xx	xx.xx	xx.xx	xx.xx	xx.xx
Digital Printing	xx.xx	xx.xx	xx.xx	xx.xx	xx.xx	xx.xx	xx.xx	xx.xx
Flexographic Printing	xx.xx	xx.xx	xx.xx	xx.xx	xx.xx	xx.xx	xx.xx	xx.xx
Gravure Printing	xx.xx	xx.xx	xx.xx	xx.xx	xx.xx	xx.xx	xx.xx	xx.xx
Letterpress Printing	xx.xx	xx.xx	xx.xx	xx.xx	xx.xx	xx.xx	xx.xx	xx.xx
Offset Lithography	xx.xx	xx.xx	xx.xx	xx.xx	xx.xx	xx.xx	xx.xx	xx.xx
Screen Printing	xx.xx	xx.xx	xx.xx	xx.xx	xx.xx	xx.xx	xx.xx	xx.xx
Silver-Halide Photographic Printing	xx.xx	xx.xx	xx.xx	xx.xx	xx.xx	xx.xx	xx.xx	xx.xx
Stencil Duplicator Printing	xx.xx	xx.xx	xx.xx	xx.xx	xx.xx	xx.xx	xx.xx	xx.xx
Others	xx.xx	xx.xx	xx.xx	xx.xx	xx.xx	xx.xx	xx.xx	xx.xx
Total	**xx.xx**	**xx.xx**	**xx.xx**	**xx.xx**	**xx.xx**	**xx.xx**	**xx.xx**	**xx.xx**

Table 548. Germany Book Printing & Packaging Services Market Size, by Offset Lithography, 2017-2040 (USD Million)

Offset Lithography	2017	2024	2025	2026	2027	2032	2040	CAGR (%)
Sheetfed Offset Printing	xx.xx	xx.xx	xx.xx	xx.xx	xx.xx	xx.xx	xx.xx	xx.xx
Web Offset Printing	xx.xx	xx.xx	xx.xx	xx.xx	xx.xx	xx.xx	xx.xx	xx.xx
Total	**xx.xx**	**xx.xx**	**xx.xx**	**xx.xx**	**xx.xx**	**xx.xx**	**xx.xx**	**xx.xx**

Table 549. Germany Book Printing & Packaging Services Market Size, by Digital Printing, 2017-2040 (USD Million)

Digital Printing	2017	2024	2025	2026	2027	2032	2040	CAGR (%)
Electrophotographic Printing	xx.xx	xx.xx	xx.xx	xx.xx	xx.xx	xx.xx	xx.xx	xx.xx
Inkjet Printing	xx.xx	xx.xx	xx.xx	xx.xx	xx.xx	xx.xx	xx.xx	xx.xx
Thermal Printing	xx.xx	xx.xx	xx.xx	xx.xx	xx.xx	xx.xx	xx.xx	xx.xx
Total	**xx.xx**	**xx.xx**	**xx.xx**	**xx.xx**	**xx.xx**	**xx.xx**	**xx.xx**	**xx.xx**

Table 550. Germany Book Printing & Packaging Services Market Size, by Publication Application, 2017-2040 (USD Million)

Publication Application	2017	2024	2025	2026	2027	2032	2040	CAGR (%)
Activity & Puzzle Books	xx.xx	xx.xx	xx.xx	xx.xx	xx.xx	xx.xx	xx.xx	xx.xx
Art & Photography Books	xx.xx	xx.xx	xx.xx	xx.xx	xx.xx	xx.xx	xx.xx	xx.xx
Commemorative & Personal Books	xx.xx	xx.xx	xx.xx	xx.xx	xx.xx	xx.xx	xx.xx	xx.xx
Educational & Training Books	xx.xx	xx.xx	xx.xx	xx.xx	xx.xx	xx.xx	xx.xx	xx.xx
General-Interest Books	xx.xx	xx.xx	xx.xx	xx.xx	xx.xx	xx.xx	xx.xx	xx.xx
Institutional & Corporate Books	xx.xx	xx.xx	xx.xx	xx.xx	xx.xx	xx.xx	xx.xx	xx.xx
Music Books & Scores	xx.xx	xx.xx	xx.xx	xx.xx	xx.xx	xx.xx	xx.xx	xx.xx
Religious & Devotional Books	xx.xx	xx.xx	xx.xx	xx.xx	xx.xx	xx.xx	xx.xx	xx.xx
Scholarly & Professional Books	xx.xx	xx.xx	xx.xx	xx.xx	xx.xx	xx.xx	xx.xx	xx.xx
Total	**xx.xx**	**xx.xx**	**xx.xx**	**xx.xx**	**xx.xx**	**xx.xx**	**xx.xx**	**xx.xx**

Table 551. Germany Book Printing & Packaging Services Market Size, by Educational & Training Books, 2017-2040 (USD Million)

Educational & Training Books	2017	2024	2025	2026	2027	2032	2040	CAGR (%)
Higher Education Textbooks	xx.xx	xx.xx	xx.xx	xx.xx	xx.xx	xx.xx	xx.xx	xx.xx
School Textbooks & Workbooks	xx.xx	xx.xx	xx.xx	xx.xx	xx.xx	xx.xx	xx.xx	xx.xx
Vocational & Continuing Education Books	xx.xx	xx.xx	xx.xx	xx.xx	xx.xx	xx.xx	xx.xx	xx.xx
Total	**xx.xx**	**xx.xx**	**xx.xx**	**xx.xx**	**xx.xx**	**xx.xx**	**xx.xx**	**xx.xx**

Table 552. Germany Book Printing & Packaging Services Market Size, by Commemorative & Personal Books, 2017-2040 (USD Million)

Commemorative & Personal Books	2017	2024	2025	2026	2027	2032	2040	CAGR (%)
Personal Photo & Memory Books	xx.xx	xx.xx	xx.xx	xx.xx	xx.xx	xx.xx	xx.xx	xx.xx
Yearbooks & Organizational Commemoratives	xx.xx	xx.xx	xx.xx	xx.xx	xx.xx	xx.xx	xx.xx	xx.xx
Total	**xx.xx**	**xx.xx**	**xx.xx**	**xx.xx**	**xx.xx**	**xx.xx**	**xx.xx**	**xx.xx**

Table 553. Germany Book Printing & Packaging Services Market Size, by Scholarly & Professional Books, 2017-2040 (USD Million)

Scholarly & Professional Books	2017	2024	2025	2026	2027	2032	2040	CAGR (%)
Professional & Technical Reference Books	xx.xx	xx.xx	xx.xx	xx.xx	xx.xx	xx.xx	xx.xx	xx.xx
Scholarly Research Books	xx.xx	xx.xx	xx.xx	xx.xx	xx.xx	xx.xx	xx.xx	xx.xx
Total	**xx.xx**	**xx.xx**	**xx.xx**	**xx.xx**	**xx.xx**	**xx.xx**	**xx.xx**	**xx.xx**

Table 554. Germany Book Printing & Packaging Services Market Size, by Buyer Type, 2017-2040 (USD Million)

Buyer Type	2017	2024	2025	2026	2027	2032	2040	CAGR (%)
Corporate & Commercial Buyers	xx.xx	xx.xx	xx.xx	xx.xx	xx.xx	xx.xx	xx.xx	xx.xx
Educational & Research Institutions	xx.xx	xx.xx	xx.xx	xx.xx	xx.xx	xx.xx	xx.xx	xx.xx
Government & Intergovernmental Bodies	xx.xx	xx.xx	xx.xx	xx.xx	xx.xx	xx.xx	xx.xx	xx.xx
Nonprofit & Membership Organizations	xx.xx	xx.xx	xx.xx	xx.xx	xx.xx	xx.xx	xx.xx	xx.xx
Print & Production Service Providers	xx.xx	xx.xx	xx.xx	xx.xx	xx.xx	xx.xx	xx.xx	xx.xx
Private Individuals & Households	xx.xx	xx.xx	xx.xx	xx.xx	xx.xx	xx.xx	xx.xx	xx.xx
Publishing Organizations	xx.xx	xx.xx	xx.xx	xx.xx	xx.xx	xx.xx	xx.xx	xx.xx
Self-Publishing Authors & Creators	xx.xx	xx.xx	xx.xx	xx.xx	xx.xx	xx.xx	xx.xx	xx.xx
Total	**xx.xx**	**xx.xx**	**xx.xx**	**xx.xx**	**xx.xx**	**xx.xx**	**xx.xx**	**xx.xx**

Table 555. Germany Book Printing & Packaging Services Market Size, by Production Model, 2017-2040 (USD Million)

Production Model	2017	2024	2025	2026	2027	2032	2040	CAGR (%)
Planned Stock Production	xx.xx	xx.xx	xx.xx	xx.xx	xx.xx	xx.xx	xx.xx	xx.xx
Print-on-Demand	xx.xx	xx.xx	xx.xx	xx.xx	xx.xx	xx.xx	xx.xx	xx.xx
Stock Replenishment	xx.xx	xx.xx	xx.xx	xx.xx	xx.xx	xx.xx	xx.xx	xx.xx
Total	**xx.xx**	**xx.xx**	**xx.xx**	**xx.xx**	**xx.xx**	**xx.xx**	**xx.xx**	**xx.xx**

Table 556. Germany Book Printing & Packaging Services Market Size, by Fulfillment Model, 2017-2040 (USD Million)

Fulfillment Model	2017	2024	2025	2026	2027	2032	2040	CAGR (%)
Consolidated Handoff	xx.xx	xx.xx	xx.xx	xx.xx	xx.xx	xx.xx	xx.xx	xx.xx
Distribution-List Delivery	xx.xx	xx.xx	xx.xx	xx.xx	xx.xx	xx.xx	xx.xx	xx.xx
Order-Level Fulfillment	xx.xx	xx.xx	xx.xx	xx.xx	xx.xx	xx.xx	xx.xx	xx.xx
Total	**xx.xx**	**xx.xx**	**xx.xx**	**xx.xx**	**xx.xx**	**xx.xx**	**xx.xx**	**xx.xx**

Table 557. Germany Book Printing & Packaging Services Market Size, by Procurement Channel, 2017-2040 (USD Million)

Procurement Channel	2017	2024	2025	2026	2027	2032	2040	CAGR (%)
Direct Provider Contracting	xx.xx	xx.xx	xx.xx	xx.xx	xx.xx	xx.xx	xx.xx	xx.xx
Intermediary-Led Contracting	xx.xx	xx.xx	xx.xx	xx.xx	xx.xx	xx.xx	xx.xx	xx.xx
Total	**xx.xx**	**xx.xx**	**xx.xx**	**xx.xx**	**xx.xx**	**xx.xx**	**xx.xx**	**xx.xx**

Table 558. Germany Book Printing & Packaging Services Market Size, by Print Run Length, 2017-2040 (USD Million)

Print Run Length	2017	2024	2025	2026	2027	2032	2040	CAGR (%)
Long Runs	xx.xx	xx.xx	xx.xx	xx.xx	xx.xx	xx.xx	xx.xx	xx.xx
Medium Runs	xx.xx	xx.xx	xx.xx	xx.xx	xx.xx	xx.xx	xx.xx	xx.xx
Short Runs	xx.xx	xx.xx	xx.xx	xx.xx	xx.xx	xx.xx	xx.xx	xx.xx
Single-Copy Runs	xx.xx	xx.xx	xx.xx	xx.xx	xx.xx	xx.xx	xx.xx	xx.xx
Total	**xx.xx**	**xx.xx**	**xx.xx**	**xx.xx**	**xx.xx**	**xx.xx**	**xx.xx**	**xx.xx**

Table 559. Germany Book Printing & Packaging Services Market Size, by Interior Color, 2017-2040 (USD Million)

Interior Color	2017	2024	2025	2026	2027	2032	2040	CAGR (%)
Black-and-White Interiors	xx.xx	xx.xx	xx.xx	xx.xx	xx.xx	xx.xx	xx.xx	xx.xx
Full-Color Interiors	xx.xx	xx.xx	xx.xx	xx.xx	xx.xx	xx.xx	xx.xx	xx.xx
Spot-Color Interiors	xx.xx	xx.xx	xx.xx	xx.xx	xx.xx	xx.xx	xx.xx	xx.xx
Total	**xx.xx**	**xx.xx**	**xx.xx**	**xx.xx**	**xx.xx**	**xx.xx**	**xx.xx**	**xx.xx**

Sources & Evidence

1. European Book Publishing Statistics 2024
   - Evidence informing the 2024 market-value input; displayed series and growth include calculations: European publishers reported approximately EUR xx.xx of net book-sales revenue in 2024. The disclosed ebook and audiobook proportions inform the modeled xx.xx% physical-book revenue proportion; publisher revenue is an input, not printing-service revenue.
   - Evidence informing the 2025 market-value input; displayed series and growth include calculations: The 2024 publisher-revenue and format observations provide the European demand input carried into the 2025 estimate.

2. The Global Publishing Industry in 2022

- Evidence informing the 2024 market-value input; displayed series and growth include calculations: Table xx.xx supplies country-level publishing revenues and identifies differences between retail-value, publisher-revenue, print-only and prior-year observations. Selected non-European country observations are adjusted for physical formats and period before estimating production spending.
- Evidence informing the 2025 market-value input; displayed series and growth include calculations: The selected country observations contribute to the demand pool underlying the 2025 working estimate. Nielsen retail datasets elsewhere in the publication are not used.
- Evidence informing base-year allocation inputs; displayed values and growth are calculated: Primary survey sector differences constrain the education-adjusted hardcover proxy.
- Evidence informing forecast-year allocation inputs; displayed values and growth are calculated: Primary survey sector differences constrain the education-adjusted hardcover proxy.
- Evidence informing base-year allocation inputs; displayed values and growth are calculated: Educational/trade differences qualify extrapolation of U.S. consumer-format revenue.
- Evidence informing forecast-year allocation inputs; displayed values and growth are calculated: Educational/trade differences qualify extrapolation of U.S. consumer-format revenue.
- Evidence informing base-year allocation inputs; displayed values and growth are calculated: USD xx.xx of surveyed children's publishing revenue anchors the modeled specialty demand pool, not supplier receipts.
- Evidence informing forecast-year allocation inputs; displayed values and growth are calculated: USD xx.xx of surveyed children's publishing revenue anchors the modeled specialty demand pool, not supplier receipts.
- Evidence informing base-year allocation inputs; displayed values and growth are calculated: Sector data constrain the commissioning-pool proxy; mechanical incidence remains assumed.
- Evidence informing forecast-year allocation inputs; displayed values and growth are calculated: Sector data constrain the commissioning-pool proxy; mechanical incidence remains assumed.
- Evidence informing base-year allocation inputs; displayed values and growth are calculated: Educational demand supplies a common economic anchor; loose-leaf incidence remains modeled.
- Evidence informing forecast-year allocation inputs; displayed values and growth are calculated: Educational demand supplies a common economic anchor; loose-leaf incidence remains modeled.
- Evidence informing base-year allocation inputs; displayed values and growth are calculated: Sector observations constrain the educational short-book commissioning pool.
- Evidence informing forecast-year allocation inputs; displayed values and growth are calculated: Sector observations constrain the educational short-book commissioning pool.
- Evidence informing base-year allocation inputs; displayed values and growth are calculated: The commissioning-pool anchor supports an explicit sparse-format incidence model.
- Evidence informing forecast-year allocation inputs; displayed values and growth are calculated: The commissioning-pool anchor supports an explicit sparse-format incidence model.
- Evidence informing base-year allocation inputs; displayed values and growth are calculated: Children's demand anchors the accordion working estimate, not observed accordion orders.
- Evidence informing forecast-year allocation inputs; displayed values and growth are calculated: Children's demand anchors the accordion working estimate, not observed accordion orders.
- Evidence informing base-year allocation inputs; displayed values and growth are calculated: Children's demand anchors assumed textile-book order incidence.
- Evidence informing forecast-year allocation inputs; displayed values and growth are calculated: Children's demand anchors assumed textile-book order incidence.
- Evidence informing base-year allocation inputs; displayed values and growth are calculated: Children's demand anchors assumed bath-book order incidence.
- Evidence informing forecast-year allocation inputs; displayed values and growth are calculated: Children's demand anchors assumed bath-book order incidence.
- Evidence informing base-year allocation inputs; displayed values and growth are calculated: Children's demand anchors assumed foam-book order incidence.
- Evidence informing forecast-year allocation inputs; displayed values and growth are calculated: Children's demand anchors assumed foam-book order incidence.
- Evidence informing base-year allocation inputs; displayed values and growth are calculated: The original publishing survey documents country-level trade/education revenue differences used to constrain the modeled physical-publishing mix; it does not directly measure service shares.
- Evidence informing forecast-year allocation inputs; displayed values and growth are calculated: The original publishing survey documents country-level trade/education revenue differences used to constrain the modeled physical-publishing mix; it does not directly measure service shares.

3. 2024 年新闻出版统计公报

- Evidence informing the 2024 market-value input; displayed series and growth include calculations: For 2024, the official table reports xx.xx book copies or sheets and CNY xx.xx of book-publishing revenue. These constrain the demand bridge and historical contraction, rather than directly measuring printing-service sales.
- Evidence informing the 2025 market-value input; displayed series and growth include calculations: The 2024 book-publishing observation supplies the Chinese demand primitive for the 2025 model.
- Evidence informing base-year allocation inputs; displayed values and growth are calculated: Official 2024 output of xx.xx copies/sheets constrains total modeled publisher activity; it does not disclose single-copy production.
- Evidence informing forecast-year allocation inputs; displayed values and growth are calculated: Official 2024 output of xx.xx copies/sheets constrains total modeled publisher activity; it does not disclose single-copy production.
- Evidence informing base-year allocation inputs; displayed values and growth are calculated: Aggregate copies and annual title output constrain the shared activity model, not an observed short-run share.
- Evidence informing forecast-year allocation inputs; displayed values and growth are calculated: Aggregate copies and annual title output constrain the shared activity model, not an observed short-run share.
- Evidence informing base-year allocation inputs; displayed values and growth are calculated: Aggregate production provides a scale check for the medium-run assumption; annual copies per title are not individual batches.
- Evidence informing forecast-year allocation inputs; displayed values and growth are calculated: Aggregate production provides a scale check for the medium-run assumption; annual copies per title are not individual batches.
- Evidence informing base-year allocation inputs; displayed values and growth are calculated: Approximately xx.xx annual copies per title constrain the long-run scenario without proving its batch mix or forecast.
- Evidence informing forecast-year allocation inputs; displayed values and growth are calculated: Approximately xx.xx annual copies per title constrain the long-run scenario without proving its batch mix or forecast.

4. Foreign Exchange Rates - G.5A Annual, January 5, 2026

- Evidence informing the 2024 market-value input; displayed series and growth include calculations: The official 2024 annual-average conversion inputs are USD xx.xx per EUR, CNY xx.xx per USD and CAD xx.xx per USD.
- Evidence informing the 2025 market-value input; displayed series and growth include calculations: The exchange-rate table establishes the conversion basis of the preceding-year demand inputs used in the 2025 estimate; subsequent effective-USD price assumptions are modeled separately.

5. Book publishing industry, 2024 - Statistics Canada
   - Evidence informing the 2024 market-value input; displayed series and growth include calculations: Canadian publishers reported CAD xx.xx of print sales outside the online category and CAD xx.xx of online print sales in 2024. Their sum, rather than total operating revenue, supplies the physical-book demand input.
   - Evidence informing the 2025 market-value input; displayed series and growth include calculations: Reported cost of goods sold of CAD xx.xx, up CAD xx.xx from 2022, supplies a cost-pressure cross-check, not a directly attributable printing-services total.
   - Evidence informing base-year allocation inputs; displayed values and growth are calculated: Canadian online versus other print-sales values constrain parcel exposure, with explicit value-to-unit and geographic limitations.
   - Evidence informing forecast-year allocation inputs; displayed values and growth are calculated: Canadian online versus other print-sales values constrain parcel exposure, with explicit value-to-unit and geographic limitations.
   - Evidence informing base-year allocation inputs; displayed values and growth are calculated: The print-channel value mix supplies a limited parcel-demand proxy, not observed envelope purchases.
   - Evidence informing forecast-year allocation inputs; displayed values and growth are calculated: The print-channel value mix supplies a limited parcel-demand proxy, not observed envelope purchases.
   - Evidence informing base-year allocation inputs; displayed values and growth are calculated: The print-channel value mix supplies a limited parcel-demand proxy, not observed bag purchases.
   - Evidence informing forecast-year allocation inputs; displayed values and growth are calculated: The print-channel value mix supplies a limited parcel-demand proxy, not observed bag purchases.
   - Evidence informing base-year allocation inputs; displayed values and growth are calculated: Modest observed online-print growth qualifies aggressive parcel-related wrapping assumptions.
   - Evidence informing forecast-year allocation inputs; displayed values and growth are calculated: Modest observed online-print growth qualifies aggressive parcel-related wrapping assumptions.
   - Evidence informing base-year allocation inputs; displayed values and growth are calculated: Channel activity constrains the modeled delivery-pack population requiring separate protection.
   - Evidence informing forecast-year allocation inputs; displayed values and growth are calculated: Channel activity constrains the modeled delivery-pack population requiring separate protection.
   - Evidence informing base-year allocation inputs; displayed values and growth are calculated: Channel activity constrains the modeled delivery-pack population requiring closures.
   - Evidence informing forecast-year allocation inputs; displayed values and growth are calculated: Channel activity constrains the modeled delivery-pack population requiring closures.
6. U.S. Census Bureau - Books Printing: Shipments, annual table
   - Evidence informing the 2017 market-value input; displayed series and growth include calculations: U.S. books-printing shipments were USD xx.xx in 2017; this is a national production anchor for the historical model.
   - Evidence informing the 2018 market-value input; displayed series and growth include calculations: U.S. books-printing shipments were USD xx.xx in 2018.
   - Evidence informing the 2019 market-value input; displayed series and growth include calculations: U.S. books-printing shipments were USD xx.xx in 2019.
   - Evidence informing the 2020 market-value input; displayed series and growth include calculations: U.S. books-printing shipments were USD xx.xx in 2020.
   - Evidence informing the 2021 market-value input; displayed series and growth include calculations: U.S. books-printing shipments were USD xx.xx in 2021.
   - Evidence informing the 2022 market-value input; displayed series and growth include calculations: U.S. books-printing shipments were USD xx.xx in 2022.
   - Evidence informing the 2024 market-value input; displayed series and growth include calculations: U.S. books-printing shipments were USD xx.xx in 2024. This national industrial measure is narrower than the composite global service boundary.

7. U.S. Census Bureau - Book Publishers, All Establishments: Revenue, annual table
   - Evidence informing the 2024 market-value input; displayed series and growth include calculations: The Census annual series reports USD xx.xx of U.S. book-publisher revenue for 2024. A modeled xx.xx% physical-book proportion excludes digital and other adjacent receipts.
   - Evidence informing the 2025 market-value input; displayed series and growth include calculations: The 2024 Census observation replaces an older survey-based U.S. revenue bridge in the demand pool underlying 2025.

8. Scholastic Corporation - Form 10-K for the year ended May 31, 2025

- Evidence informing the 2024 market-value input; displayed series and growth include calculations: Scholastic's fiscal 2024 product, service, production and inventory-reserve costs were xx.xx% of revenue; postage, freight, shipping, fulfillment and other costs were xx.xx%. These broad categories constrain, but do not directly establish, eligible outsourced-service spending.
- Evidence informing the 2025 market-value input; displayed series and growth include calculations: The corresponding fiscal 2025 proportions were xx.xx% and xx.xx%. Royalties and prepublication amortization are separately disclosed, allowing their exclusion from the service-market bridge.
- Evidence informing base-year allocation inputs; displayed values and growth are calculated: Fiscal-2025 product, service, production and inventory-reserve costs were xx.xx% of revenue. The broader cost category constrains the manufacturing spending boundary but does not directly disclose printing-service revenue.
- Evidence informing forecast-year allocation inputs; displayed values and growth are calculated: Fiscal-2025 product, service, production and inventory-reserve costs were xx.xx% of revenue. The broader cost category constrains the manufacturing spending boundary but does not directly disclose printing-service revenue.
- Evidence informing base-year allocation inputs; displayed values and growth are calculated: Prepublication amortization is disclosed separately from production costs, supporting exclusion of adjacent amortization rather than equating it with externally purchased prepress.
- Evidence informing forecast-year allocation inputs; displayed values and growth are calculated: Prepublication amortization is disclosed separately from production costs, supporting exclusion of adjacent amortization rather than equating it with externally purchased prepress.
- Evidence informing base-year allocation inputs; displayed values and growth are calculated: Postage, freight, shipping, fulfillment and other costs were xx.xx% of revenue in fiscal 2025 versus xx.xx% in fiscal 2024. This is a broad buyer-cost check, not an eligible outsourced-fulfillment share.
- Evidence informing forecast-year allocation inputs; displayed values and growth are calculated: Postage, freight, shipping, fulfillment and other costs were xx.xx% of revenue in fiscal 2025 versus xx.xx% in fiscal 2024. This is a broad buyer-cost check, not an eligible outsourced-fulfillment share.
- Evidence informing base-year allocation inputs; displayed values and growth are calculated: Outsourced manufacturing coexists with company-operated distribution. Fiscal-2025 production-related costs were xx.xx% of revenue, constraining the inherited spending bridge rather than directly measuring the assumed route fraction.
- Evidence informing forecast-year allocation inputs; displayed values and growth are calculated: Outsourced manufacturing coexists with company-operated distribution. Fiscal-2025 production-related costs were xx.xx% of revenue, constraining the inherited spending bridge rather than directly measuring the assumed route fraction.
- Evidence informing base-year allocation inputs; displayed values and growth are calculated: Book-club revenue was xx.xx% online-ordered and xx.xx% parent-ordered, while products typically went to classrooms. This challenges the use of online sales as a proxy for the external contractor's delivery model.
- Evidence informing forecast-year allocation inputs; displayed values and growth are calculated: Book-club revenue was xx.xx% online-ordered and xx.xx% parent-ordered, while products typically went to classrooms. This challenges the use of online sales as a proxy for the external contractor's delivery model.
- Evidence informing base-year allocation inputs; displayed values and growth are calculated: Direct printer-to-customer fulfillment is a disclosed option. Broader logistics/other costs were xx.xx% of revenue versus xx.xx% previously, providing a cost-boundary check but no global order-level share or service-price growth observation.
- Evidence informing forecast-year allocation inputs; displayed values and growth are calculated: Direct printer-to-customer fulfillment is a disclosed option. Broader logistics/other costs were xx.xx% of revenue versus xx.xx% previously, providing a cost-boundary check but no global order-level share or service-price growth observation.

9. CEWE achieves all targets in 2025 and aims to further increase revenue and earnings in 2026

- Evidence informing the 2025 market-value input; displayed series and growth include calculations: CEWE reported xx.xx CEWE PHOTOBOOK copies in 2025 versus xx.xx in 2024, supporting a positive specialty-book volume assumption without establishing global adoption.
- Evidence informing the 2026 market-value input; displayed series and growth include calculations: Observed 2025 photobook growth informs the specialty-demand assumption for 2026; the market value remains modeled.
- Evidence informing the 2032 market-value input; displayed series and growth include calculations: The observed specialty-book activity is a starting condition for the forecast, not independent proof of continued growth through 2032.
- Evidence informing the 2040 market-value input; displayed series and growth include calculations: The forecast explicitly slows specialty-demand growth after 2032; this source supplies the initial commercial observation, not the long-term growth rate.
- Evidence informing base-year allocation inputs; displayed values and growth are calculated: CEWE reports xx.xx photobooks in 2025 compared with xx.xx in 2024. This independently establishes specialty-book activity underlying the nonpublisher model, without establishing a global expansion factor.
- Evidence informing forecast-year allocation inputs; displayed values and growth are calculated: CEWE reports xx.xx photobooks in 2025 compared with xx.xx in 2024. This independently establishes specialty-book activity underlying the nonpublisher model, without establishing a global expansion factor.
- Evidence informing base-year allocation inputs; displayed values and growth are calculated: Observed photobook activity supports retaining premium specialty commissions in the manufacturing mix; the binding allocation and unchanged future cohort profile remain assumptions.
- Evidence informing forecast-year allocation inputs; displayed values and growth are calculated: Observed photobook activity supports retaining premium specialty commissions in the manufacturing mix; the binding allocation and unchanged future cohort profile remain assumptions.
- Evidence informing base-year allocation inputs; displayed values and growth are calculated: Reported photobook volumes constrain personal-book activity and the nonpublisher starting condition, not hardcover prevalence or future share.
- Evidence informing forecast-year allocation inputs; displayed values and growth are calculated: Reported photobook volumes constrain personal-book activity and the nonpublisher starting condition, not hardcover prevalence or future share.
- Evidence informing base-year allocation inputs; displayed values and growth are calculated: Photobook activity supports the separate personal-book commissioning block; its softcover fraction remains assumed.
- Evidence informing forecast-year allocation inputs; displayed values and growth are calculated: Photobook activity supports the separate personal-book commissioning block; its softcover fraction remains assumed.
- Evidence informing base-year allocation inputs; displayed values and growth are calculated: Reported photobook copies rose from xx.xx to xx.xx; the narrower 2026 target qualifies strong specialty-growth assumptions.
- Evidence informing forecast-year allocation inputs; displayed values and growth are calculated: Reported photobook copies rose from xx.xx to xx.xx; the narrower 2026 target qualifies strong specialty-growth assumptions.
- Evidence informing base-year allocation inputs; displayed values and growth are calculated: Specialty-book activity constrains the presentation-demand scenario but does not measure gift-box attachment.
- Evidence informing forecast-year allocation inputs; displayed values and growth are calculated: Specialty-book activity constrains the presentation-demand scenario but does not measure gift-box attachment.
- Evidence informing base-year allocation inputs; displayed values and growth are calculated: Reports xx.xx CEWE PHOTOBOOK units in 2025 versus xx.xx in 2024, constraining the specialty-book demand budget without establishing a global process split.
- Evidence informing forecast-year allocation inputs; displayed values and growth are calculated: Reports xx.xx CEWE PHOTOBOOK units in 2025 versus xx.xx in 2024, constraining the specialty-book demand budget without establishing a global process split.
- Evidence informing base-year allocation inputs; displayed values and growth are calculated: Observed photobook activity supports the common photographic-demand input; electrophotographic attribution remains an explicit assumption.
- Evidence informing forecast-year allocation inputs; displayed values and growth are calculated: Observed photobook activity supports the common photographic-demand input; electrophotographic attribution remains an explicit assumption.
- Evidence informing base-year allocation inputs; displayed values and growth are calculated: The photobook

10. Paperback Printing Cost - Kindle Direct Publishing

- Evidence informing the 2025 market-value input; displayed series and growth include calculations: The inspected U.S. paperback schedule charges USD xx.xx plus USD xx.xx per page for the specified regular-trim black-ink category. It provides a contemporary commercial price comparison for the assumed USD xx.xx self-publishing production receipt, not an observed historical price or volume.
- Evidence informing the 2026 market-value input; displayed series and growth include calculations: The schedule distinguishes printing charges from royalties and retail list prices, supporting the production-receipt boundary used in the estimate.
- Evidence informing base-year allocation inputs; displayed values and growth are calculated: The current U.S. regular-trim black-ink schedule uses USD xx.xx plus USD xx.xx per page for the relevant page band, yielding the USD xx.xx representative manufacturing comparator. It anchors relative weights, not an observed global 2025 price or future share.
- Evidence informing forecast-year allocation inputs; displayed values and growth are calculated: The current U.S. regular-trim black-ink schedule uses USD xx.xx plus USD xx.xx per page for the relevant page band, yielding the USD xx.xx representative manufacturing comparator. It anchors relative weights, not an observed global 2025 price or future share.
- Evidence informing base-year allocation inputs; displayed values and growth are calculated: The paperback manufacturing comparator supplies the baseline from which the modeled binding component and hardcover increment are separated.
- Evidence informing forecast-year allocation inputs; displayed values and growth are calculated: The paperback manufacturing comparator supplies the baseline from which the modeled binding component and hardcover increment are separated.
- Evidence informing base-year allocation inputs; displayed values and growth are calculated: The separately identified paperback printing charge constrains the self-publishing production-receipt model and its distinction from retail proceeds.
- Evidence informing forecast-year allocation inputs; displayed values and growth are calculated: The separately identified paperback printing charge constrains the self-publishing production-receipt model and its distinction from retail proceeds.
- Evidence informing base-year allocation inputs; displayed values and growth are calculated: The inspected U.S. regular-trim black-ink schedule charges USD xx.xx plus USD xx.xx per page. It is a contemporary production-charge comparison for the modeled USD xx.xx receipt, not an observed historical Global average.
- Evidence informing forecast-year allocation inputs; displayed values and growth are calculated: The inspected U.S. regular-trim black-ink schedule charges USD xx.xx plus USD xx.xx per page. It is a contemporary production-charge comparison for the modeled USD xx.xx receipt, not an observed historical Global average.
- Evidence informing base-year allocation inputs; displayed values and growth are calculated: The relevant current U.S. paperback printing schedule is USD xx.xx plus USD xx.xx per page, giving USD xx.xx at xx.xx pages. This is a commercial price comparison for creator-production receipts, not proof of 2025 realization, volume or fulfillment mix.
- Evidence informing forecast-year allocation inputs; displayed values and growth are calculated: The relevant current U.S. paperback printing schedule is USD xx.xx plus USD xx.xx per page, giving USD xx.xx at xx.xx pages. This is a commercial price comparison for creator-production receipts, not proof of 2025 realization, volume or fulfillment mix.
- Evidence informing base-year allocation inputs; displayed values and growth are calculated: The current U.S. regular-trim black-ink schedule of USD xx.xx plus USD xx.xx per page gives USD xx.xx at xx.xx pages, a magnitude check for modeled single-copy receipts. It establishes neither global volume nor historical or forecast share.
- Evidence informing forecast-year allocation inputs; displayed values and growth are calculated: The current U.S. regular-trim black-ink schedule of USD xx.xx plus USD xx.xx per page gives USD xx.xx at xx.xx pages, a magnitude check for modeled single-copy receipts. It establishes neither global volume nor historical or forecast share.
- Evidence informing base-year allocation inputs; displayed values and growth are calculated: The current U.S. regular-trim black-ink schedule charges USD xx.xx plus USD xx.xx per page, yielding USD xx.xx for xx.xx pages. This is a contemporary price comparator, not a historical global average. ([kdp.amazon.com](https://kdp.amazon.com/en_US/help/topic/G201834340))
- Evidence informing forecast-year allocation inputs; displayed values and growth are calculated: The current U.S. regular-trim black-ink schedule charges USD xx.xx plus USD xx.xx per page, yielding USD xx.xx for xx.xx pages. This is a contemporary price comparator, not a historical global average. ([kdp.amazon.com](https://kdp.amazon.com/en_US/help/topic/G201834340))
- Evidence informing base-year allocation inputs; displayed values and growth are calculated: The comparable standard and premium color charges calculate to USD xx.xx and USD xx.xx. They constrain relative

11. European Book Publishing Statistics 2017

- Evidence informing the 2017 market-value input; displayed series and growth include calculations: The association's primary survey reports approximately EUR xx.xx of European net publisher revenue for 2017, constraining the pre-pandemic demand level.

12. European Book Publishing Statistics 2019

- Evidence informing the 2018 market-value input; displayed series and growth include calculations: The association reports approximately EUR xx.xx of publisher revenue for 2018.
- Evidence informing the 2019 market-value input; displayed series and growth include calculations: The association reports approximately EUR xx.xx for 2019 and identifies a questionnaire change that limits exact comparability with earlier observations.

13. 2021 年新闻出版产业分析报告

- Evidence informing the 2020 market-value input; displayed series and growth include calculations: The official report's 2021 comparison identifies a substantial rebound from 2020, constraining the pandemic-recovery bridge.
- Evidence informing the 2021 market-value input; displayed series and growth include calculations: China reported xx.xx book copies or sheets in 2021, up xx.xx%; the report also distinguishes textbook output and reprints.
- Evidence informing base-year allocation inputs; displayed values and growth are calculated: China's official 2021 textbook share was xx.xx% of book copies. It supplies an older educational-activity proxy, not a monochrome share.
([nppa.gov.cn](https://www.nppa.gov.cn/xxgk/fdzdgknr/tjxx/xx.xx/P020230530667517704140.pdf))
- Evidence informing forecast-year allocation inputs; displayed values and growth are calculated: China's official 2021 textbook share was xx.xx% of book copies. It supplies an older educational-activity proxy, not a monochrome share.
([nppa.gov.cn](https://www.nppa.gov.cn/xxgk/fdzdgknr/tjxx/xx.xx/P020230530667517704140.pdf))
- Evidence informing base-year allocation inputs; displayed values and growth are calculated: The textbook copy proportion constrains educational exposure; comparable monetary intensity and spot-color incidence are modeled separately.
([nppa.gov.cn](https://www.nppa.gov.cn/xxgk/fdzdgknr/tjxx/xx.xx/P020230530667517704140.pdf))
- Evidence informing forecast-year allocation inputs; displayed values and growth are calculated: The textbook copy proportion constrains educational exposure; comparable monetary intensity and spot-color incidence are modeled separately.
([nppa.gov.cn](https://www.nppa.gov.cn/xxgk/fdzdgknr/tjxx/xx.xx/P020230530667517704140.pdf))
- Evidence informing base-year allocation inputs; displayed values and growth are calculated: The educational-activity observation contributes to the shared demand proxy carried into the full-color base and forecast models; no color split is reported.
([nppa.gov.cn](https://www.nppa.gov.cn/xxgk/fdzdgknr/tjxx/xx.xx/P020230530667517704140.pdf))
- Evidence informing forecast-year allocation inputs; displayed values and growth are calculated: The educational-activity observation contributes to the shared demand proxy carried into the full-color base and forecast models; no color split is reported.
([nppa.gov.cn](https://www.nppa.gov.cn/xxgk/fdzdgknr/tjxx/xx.xx/P020230530667517704140.pdf))

14. European Book Publishing Statistics 2023

- Evidence informing the 2022 market-value input; displayed series and growth include calculations: European net publisher revenue was approximately EUR xx.xx in 2022; the association describes paper-cost pressure and price-led growth.

15. Hardcover Printing Cost - Kindle Direct Publishing
    - Evidence informing base-year allocation inputs; displayed values and growth are calculated: The current U.S. regular-trim hardcover schedule uses USD xx.xx plus USD xx.xx per page in the relevant band. Comparison with paperback charges constrains the premium-equivalent manufacturing model.
    - Evidence informing forecast-year allocation inputs; displayed values and growth are calculated: The current U.S. regular-trim hardcover schedule uses USD xx.xx plus USD xx.xx per page in the relevant band. Comparison with paperback charges constrains the premium-equivalent manufacturing model.
    - Evidence informing base-year allocation inputs; displayed values and growth are calculated: The USD xx.xx fixed-charge difference supplies the POD premium input; the xx.xx% commercial-run realization and premium incidence are explicitly modeled rather than disclosed.
    - Evidence informing forecast-year allocation inputs; displayed values and growth are calculated: The USD xx.xx fixed-charge difference supplies the POD premium input; the xx.xx% commercial-run realization and premium incidence are explicitly modeled rather than disclosed.
16. User Fees - University of Wisconsin-Milwaukee Print & Copy Services
    - Evidence informing base-year allocation inputs; displayed values and growth are calculated: The university service schedule separately prices preflight/prepress preparation at USD xx.xx per hour, establishing a paid preparation activity rather than an automatic component of every printing-platform purchase.
    - Evidence informing forecast-year allocation inputs; displayed values and growth are calculated: The university service schedule separately prices preflight/prepress preparation at USD xx.xx per hour, establishing a paid preparation activity rather than an automatic component of every printing-platform purchase.
    - Evidence informing base-year allocation inputs; displayed values and growth are calculated: Perfect binding is listed at USD xx.xx-xx.xx per book. The lower endpoint is the model's basic-binding comparator, not a measured worldwide realization.
    - Evidence informing forecast-year allocation inputs; displayed values and growth are calculated: Perfect binding is listed at USD xx.xx-xx.xx per book. The lower endpoint is the model's basic-binding comparator, not a measured worldwide realization.

17. How Much Does It Cost to Print a Book? - QinPrinting
    - Evidence informing base-year allocation inputs; displayed values and growth are calculated: The supplier's delivered xx.xx-page, xx.xx-copy color-book examples list USD xx.xx for softcover and USD xx.xx for hardcover. They provide a commercial-run countercheck, with delivery and product differences preventing direct substitution.
    - Evidence informing forecast-year allocation inputs; displayed values and growth are calculated: The supplier's delivered xx.xx-page, xx.xx-copy color-book examples list USD xx.xx for softcover and USD xx.xx for hardcover. They provide a commercial-run countercheck, with delivery and product differences preventing direct substitution.
    - Evidence informing base-year allocation inputs; displayed values and growth are calculated: The smaller hardcover premium in this offset example qualifies extrapolation of the full POD hardcover increment into binding revenue.
    - Evidence informing forecast-year allocation inputs; displayed values and growth are calculated: The smaller hardcover premium in this offset example qualifies extrapolation of the full POD hardcover increment into binding revenue.
    - Evidence informing base-year allocation inputs; displayed values and growth are calculated: Comparable hardcover and softcover quotations constrain the assumed relative manufacturing realization after scope adjustments.
    - Evidence informing forecast-year allocation inputs; displayed values and growth are calculated: Comparable hardcover and softcover quotations constrain the assumed relative manufacturing realization after scope adjustments.
    - Evidence informing base-year allocation inputs; displayed values and growth are calculated: Softcover prices provide a commercial comparison, not a historical global average.
    - Evidence informing forecast-year allocation inputs; displayed values and growth are calculated: Softcover prices provide a commercial comparison, not a historical global average.
    - Evidence informing base-year allocation inputs; displayed values and growth are calculated: Board-book quotations constrain the assumed production receipt; delivery and duties require adjustment.
    - Evidence informing forecast-year allocation inputs; displayed values and growth are calculated: Board-book quotations constrain the assumed production receipt; delivery and duties require adjustment.
    - Evidence informing base-year allocation inputs; displayed values and growth are calculated: Mechanical-binding quotations constrain the unit-receipt assumption, not incidence.
    - Evidence informing forecast-year allocation inputs; displayed values and growth are calculated: Mechanical-binding quotations constrain the unit-receipt assumption, not incidence.
    - Evidence informing base-year allocation inputs; displayed values and growth are calculated: Short-booklet quotations constrain the lower realization used for eligible saddle-stitched books.
    - Evidence informing forecast-year allocation inputs; displayed values and growth are calculated: Short-booklet quotations constrain the lower realization used for eligible saddle-stitched books.
18. Book Wrap Mailers / Book Boxes - Packaging ONE
    - Evidence informing base-year allocation inputs; displayed values and growth are calculated: The manufacturer lists MP2 book mailers at GBP xx.xx each for xx.xx packs of xx.xx excluding VAT. The converted unit price supplies the packaging-creation value proxy, not a global average or a historical quote.
    - Evidence informing forecast-year allocation inputs; displayed values and growth are calculated: The manufacturer lists MP2 book mailers at GBP xx.xx each for xx.xx packs of xx.xx excluding VAT. The converted unit price supplies the packaging-creation value proxy, not a global average or a historical quote.
    - Evidence informing base-year allocation inputs; displayed values and growth are calculated: The enclosure price forms the other side of the creation-versus-packing ratio. One comparable enclosure per packing unit is an explicit activity-matching assumption.
    - Evidence informing forecast-year allocation inputs; displayed values and growth are calculated: The enclosure price forms the other side of the creation-versus-packing ratio. One comparable enclosure per packing unit is an explicit activity-matching assumption.

19. Foreign Exchange Rates - G.5A Annual, January 5, 2026
    - Evidence informing base-year allocation inputs; displayed values and growth are calculated: The official 2025 annual average is USD xx.xx per GBP. It converts the GBP packaging comparator into the common monetary basis used in the starting allocation.
    - Evidence informing forecast-year allocation inputs; displayed values and growth are calculated: The official 2025 annual average is USD xx.xx per GBP. It converts the GBP packaging comparator into the common monetary basis used in the starting allocation.
    - Evidence informing base-year allocation inputs; displayed values and growth are calculated: The same conversion supports the common-currency packaging/packing denominator inherited by the forecast; no 2032 exchange rate is asserted.
    - Evidence informing forecast-year allocation inputs; displayed values and growth are calculated: The same conversion supports the common-currency packaging/packing denominator inherited by the forecast; no 2032 exchange rate is asserted.
20. Optional Book Publishing Services - InstantPublisher
    - Evidence informing base-year allocation inputs; displayed values and growth are calculated: The provider lists layout/typesetting at USD xx.xx per page with a USD xx.xx minimum. This supports the preparation-spending feasibility check, with purchase incidence and copies per job remaining assumptions.
    - Evidence informing forecast-year allocation inputs; displayed values and growth are calculated: The provider lists layout/typesetting at USD xx.xx per page with a USD xx.xx minimum. This supports the preparation-spending feasibility check, with purchase incidence and copies per job remaining assumptions.
    - Evidence informing base-year allocation inputs; displayed values and growth are calculated: Individual shrink-wrapping is listed at USD xx.xx each plus USD xx.xx setup. Amortizing setup over an assumed xx.xx copies gives the USD xx.xx packing comparator.
    - Evidence informing forecast-year allocation inputs; displayed values and growth are calculated: Individual shrink-wrapping is listed at USD xx.xx each plus USD xx.xx setup. Amortizing setup over an assumed xx.xx copies gives the USD xx.xx packing comparator.
21. How Does Merchant Pricing Work for Ecommerce Stores? - Lulu Direct
    - Evidence informing base-year allocation inputs; displayed values and growth are calculated: The September 2026 merchant-pricing explanation identifies a USD xx.xx fulfillment fee and separates merchant retail receipts from payments for supplier production, shipping and taxes. The fee is a contemporary feasibility comparator, not verified 2025 penetration or a future charge.
    - Evidence informing forecast-year allocation inputs; displayed values and growth are calculated: The September 2026 merchant-pricing explanation identifies a USD xx.xx fulfillment fee and separates merchant retail receipts from payments for supplier production, shipping and taxes. The fee is a contemporary feasibility comparator, not verified 2025 penetration or a future charge.
    - Evidence informing base-year allocation inputs; displayed values and growth are calculated: Merchant retail receipts are separate from payments for printing and fulfillment. The current page lists a USD xx.xx fulfillment fee, with shipping and taxes separately calculated. This supports the service-value boundary, not a historical average fee or global order volume.
    - Evidence informing forecast-year allocation inputs; displayed values and growth are calculated: Merchant retail receipts are separate from payments for printing and fulfillment. The current page lists a USD xx.xx fulfillment fee, with shipping and taxes separately calculated. This supports the service-value boundary, not a historical average fee or global order volume.
    - Evidence informing base-year allocation inputs; displayed values and growth are calculated: Lulu identifies separate retail and production/fulfillment transactions and a USD xx.xx fulfillment fee. This supports excluding merchant retail margins from production-service value and avoiding automatic procurement-channel classification from the storefront.
    - Evidence informing forecast-year allocation inputs; displayed values and growth are calculated: Lulu identifies separate retail and production/fulfillment transactions and a USD xx.xx fulfillment fee. This supports excluding merchant retail margins from production-service value and avoiding automatic procurement-channel classification from the storefront.

22. AAP December 2025 StatShot Report

- Evidence informing base-year allocation inputs; displayed values and growth are calculated: The primary monthly reporting panel's full-year 2025 trade figures show paperback revenue down xx.xx%. This qualifies broad physical-book growth assumptions and supplies directional mix evidence only.
- Evidence informing forecast-year allocation inputs; displayed values and growth are calculated: The primary monthly reporting panel's full-year 2025 trade figures show paperback revenue down xx.xx%. This qualifies broad physical-book growth assumptions and supplies directional mix evidence only.
- Evidence informing base-year allocation inputs; displayed values and growth are calculated: The same approximately xx.xx-publisher panel shows hardcover revenue up xx.xx%. It supports a modest premium-mix hypothesis but neither measures global binding spending nor proves the forecast.
- Evidence informing forecast-year allocation inputs; displayed values and growth are calculated: The same approximately xx.xx-publisher panel shows hardcover revenue up xx.xx%. It supports a modest premium-mix hypothesis but neither measures global binding spending nor proves the forecast.
- Evidence informing base-year allocation inputs; displayed values and growth are calculated: Direct-participant 2025 hardback revenue of approximately USD xx.xx anchors the adjusted conventional-format model; it is not printing revenue or a global share.
- Evidence informing forecast-year allocation inputs; displayed values and growth are calculated: Direct-participant 2025 hardback revenue of approximately USD xx.xx anchors the adjusted conventional-format model; it is not printing revenue or a global share.
- Evidence informing base-year allocation inputs; displayed values and growth are calculated: Reported paperback revenue of approximately USD xx.xx plus USD xx.xx mass-market revenue supplies the comparison input. Reported annual movements qualify the forecast starting mix, not its future persistence.
- Evidence informing forecast-year allocation inputs; displayed values and growth are calculated: Reported paperback revenue of approximately USD xx.xx plus USD xx.xx mass-market revenue supplies the comparison input. Reported annual movements qualify the forecast starting mix, not its future persistence.
- Evidence informing base-year allocation inputs; displayed values and growth are calculated: Direct publisher-sample religious and trade physical-format receipts provide a category-intensity proxy, subject to explicit geographic and coverage adjustments.
- Evidence informing forecast-year allocation inputs; displayed values and growth are calculated: Direct publisher-sample religious and trade physical-format receipts provide a category-intensity proxy, subject to explicit geographic and coverage adjustments.
- Evidence informing base-year allocation inputs; displayed values and growth are calculated: Reported professional-book receipts and their 2025 decline challenge assumptions of automatic growth from recurring reference relationships.
- Evidence informing forecast-year allocation inputs; displayed values and growth are calculated: Reported professional-book receipts and their 2025 decline challenge assumptions of automatic growth from recurring reference relationships.

23. Print and Associated Services Framework - Lot 1 Buyer Guide: Framework Objectives
    - Evidence informing base-year allocation inputs; displayed values and growth are calculated: The public purchasing framework separately specifies production-management advice. It establishes a purchased responsibility but not a global fee rate or permission to count subcontract pass-through as retained revenue.
    - Evidence informing forecast-year allocation inputs; displayed values and growth are calculated: The public purchasing framework separately specifies production-management advice. It establishes a purchased responsibility but not a global fee rate or permission to count subcontract pass-through as retained revenue.
    - Evidence informing base-year allocation inputs; displayed values and growth are calculated: The framework also specifies finished-goods stock holding and call-off, with required holding costs included in the print-job price. This supports allocating embedded production-linked fulfillment rather than restricting the category to standalone invoices.
    - Evidence informing forecast-year allocation inputs; displayed values and growth are calculated: The framework also specifies finished-goods stock holding and call-off, with required holding costs included in the print-job price. This supports allocating embedded production-linked fulfillment rather than restricting the category to standalone invoices.
    - Evidence informing base-year allocation inputs; displayed values and growth are calculated: Finished goods may be held for call-off, with storage included in the print job where required. This supports consolidated releases as a production-linked arrangement without assuming every release is an individual order.
    - Evidence informing forecast-year allocation inputs; displayed values and growth are calculated: Finished goods may be held for call-off, with storage included in the print job where required. This supports consolidated releases as a production-linked arrangement without assuming every release is an individual order.
    - Evidence informing base-year allocation inputs; displayed values and growth are calculated: Contractors maintain designated distribution lists, deliver to nominated addresses and receive job-specific copy allocations, supporting the modeled list-delivery category.
    - Evidence informing forecast-year allocation inputs; displayed values and growth are calculated: Contractors maintain designated distribution lists, deliver to nominated addresses and receive job-specific copy allocations, supporting the modeled list-delivery category.
    - Evidence informing base-year allocation inputs; displayed values and growth are calculated: The coexistence of stock holding, call-off and distribution-list obligations supports separating production trigger from fulfillment responsibility; call-off alone does not establish transaction-level fulfillment.
    - Evidence informing forecast-year allocation inputs; displayed values and growth are calculated: The coexistence of stock holding, call-off and distribution-list obligations supports separating production trigger from fulfillment responsibility; call-off alone does not establish transaction-level fulfillment.

24. Frequently Asked Questions - IngramSpark
    - Evidence informing base-year allocation inputs; displayed values and growth are calculated: IngramSpark states that it does not provide editing, typesetting or design services. This counterexample prevents treating all platform manufacturing commissions as purchases of professional preparation services.
    - Evidence informing forecast-year allocation inputs; displayed values and growth are calculated: IngramSpark states that it does not provide editing, typesetting or design services. This counterexample prevents treating all platform manufacturing commissions as purchases of professional preparation services.
    - Evidence informing base-year allocation inputs; displayed values and growth are calculated: The provider permits nonexclusive sourcing when the customer owns its ISBN and does not offer editing, typesetting or design. These terms constrain the author service boundary, not adoption or revenue growth.
    - Evidence informing forecast-year allocation inputs; displayed values and growth are calculated: The provider permits nonexclusive sourcing when the customer owns its ISBN and does not offer editing, typesetting or design. These terms constrain the author service boundary, not adoption or revenue growth.
    - Evidence informing base-year allocation inputs; displayed values and growth are calculated: IngramSpark permits nonexclusive use of other printers, distributors and fulfillment providers when publishers own their ISBN. This establishes an alternative-sourcing option, not observed switching or a numerical channel allocation.
    - Evidence informing forecast-year allocation inputs; displayed values and growth are calculated: IngramSpark permits nonexclusive use of other printers, distributors and fulfillment providers when publishers own their ISBN. This establishes an alternative-sourcing option, not observed switching or a numerical channel allocation.
25. Packaging Printing & Production - Imago Group
    - Evidence informing base-year allocation inputs; displayed values and growth are calculated: The supplier identifies book slipcases, clamshell cases, tray-and-lid constructions and multicomponent publisher packaging. This supports the enclosure-production boundary and the limitation of a simple mailer-price proxy; it does not supply sales weights.
    - Evidence informing forecast-year allocation inputs; displayed values and growth are calculated: The supplier identifies book slipcases, clamshell cases, tray-and-lid constructions and multicomponent publisher packaging. This supports the enclosure-production boundary and the limitation of a simple mailer-price proxy; it does not supply sales weights.
26. Services - Bridgeport National Bindery
    - Evidence informing base-year allocation inputs; displayed values and growth are calculated: The short-run book-production portfolio separately lists shrink-wrapping and set packing. It establishes commercial packing activity distinct from enclosure manufacture and binding, without measuring its revenue.
    - Evidence informing forecast-year allocation inputs; displayed values and growth are calculated: The short-run book-production portfolio separately lists shrink-wrapping and set packing. It establishes commercial packing activity distinct from enclosure manufacture and binding, without measuring its revenue.
27. Terms and Conditions - CPI Print Germany
    - Evidence informing base-year allocation inputs; displayed values and growth are calculated: Published terms distinguish ex-works production prices from packaging, freight and postage and reserve specified input-cost adjustment rights. They support comparable-scope valuation but do not establish realized inflation.
    - Evidence informing forecast-year allocation inputs; displayed values and growth are calculated: Published terms distinguish ex-works production prices from packaging, freight and postage and reserve specified input-cost adjustment rights. They support comparable-scope valuation but do not establish realized inflation.
    - Evidence informing base-year allocation inputs; displayed values and growth are calculated: Separate treatment of forwarding and storage responsibilities supports the eligible production-linked service boundary; contractual rights do not prove the assumed future fee-growth rate.
    - Evidence informing forecast-year allocation inputs; displayed values and growth are calculated: Separate treatment of forwarding and storage responsibilities supports the eligible production-linked service boundary; contractual rights do not prove the assumed future fee-growth rate.

28. ONIX Codelists Issue 75 - List 150: Product Form
    - Evidence informing base-year allocation inputs; displayed values and growth are calculated: BB identifies hardback/cased books.
    - Evidence informing forecast-year allocation inputs; displayed values and growth are calculated: BB identifies hardback/cased books.
    - Evidence informing base-year allocation inputs; displayed values and growth are calculated: BC identifies paperback/softback books.
    - Evidence informing forecast-year allocation inputs; displayed values and growth are calculated: BC identifies paperback/softback books.
    - Evidence informing base-year allocation inputs; displayed values and growth are calculated: BH distinguishes board-page books from conventional books with rigid covers.
    - Evidence informing forecast-year allocation inputs; displayed values and growth are calculated: BH distinguishes board-page books from conventional books with rigid covers.
    - Evidence informing base-year allocation inputs; displayed values and growth are calculated: BE groups spiral, comb and coil forms.
    - Evidence informing forecast-year allocation inputs; displayed values and growth are calculated: BE groups spiral, comb and coil forms.
    - Evidence informing base-year allocation inputs; displayed values and growth are calculated: BD identifies loose-leaf books.
    - Evidence informing forecast-year allocation inputs; displayed values and growth are calculated: BD identifies loose-leaf books.
    - Evidence informing base-year allocation inputs; displayed values and growth are calculated: BF includes stapled short books; nonbook uses are excluded from the model.
    - Evidence informing forecast-year allocation inputs; displayed values and growth are calculated: BF includes stapled short books; nonbook uses are excluded from the model.
    - Evidence informing base-year allocation inputs; displayed values and growth are calculated: BL recognizes slide-bound books without measuring current sales.
    - Evidence informing forecast-year allocation inputs; displayed values and growth are calculated: BL recognizes slide-bound books without measuring current sales.
    - Evidence informing base-year allocation inputs; displayed values and growth are calculated: BO recognizes continuous concertina-fold books; nonbook charts are excluded.
    - Evidence informing forecast-year allocation inputs; displayed values and growth are calculated: BO recognizes continuous concertina-fold books; nonbook charts are excluded.
    - Evidence informing base-year allocation inputs; displayed values and growth are calculated: BI identifies textile-page books, not cloth-covered paper books.
    - Evidence informing forecast-year allocation inputs; displayed values and growth are calculated: BI identifies textile-page books, not cloth-covered paper books.
    - Evidence informing base-year allocation inputs; displayed values and growth are calculated: BJ identifies waterproof bath-book forms.
    - Evidence informing forecast-year allocation inputs; displayed values and growth are calculated: BJ identifies waterproof bath-book forms.
    - Evidence informing base-year allocation inputs; displayed values and growth are calculated: BP identifies foam-page and foam-cover books.
    - Evidence informing forecast-year allocation inputs; displayed values and growth are calculated: BP identifies foam-page and foam-cover books.

29. Thomson Reuters - Fourth-Quarter and Full-Year 2025 Results
    - Evidence informing base-year allocation inputs; displayed values and growth are calculated: Global Print revenue and contraction constrain professional-print scale and substitution direction; content receipts are not treated as loose-leaf service revenue.
    - Evidence informing forecast-year allocation inputs; displayed values and growth are calculated: Global Print revenue and contraction constrain professional-print scale and substitution direction; content receipts are not treated as loose-leaf service revenue.
30. Lulu - Discontinuing Saddle Stitch in Global Distribution
    - Evidence informing base-year allocation inputs; displayed values and growth are calculated: Provider-specific wholesale distribution restrictions establish a channel constraint, not a global sales weight or measured forecast decline.
    - Evidence informing forecast-year allocation inputs; displayed values and growth are calculated: Provider-specific wholesale distribution restrictions establish a channel constraint, not a global sales weight or measured forecast decline.
31. MAGACOPY Sofia - Copying and Printing Prices
    - Evidence informing base-year allocation inputs; displayed values and growth are calculated: A current EUR xx.xx binding-only charge establishes a live commercial service and a price-scope comparison; full-book USD receipts and incidence remain assumed.
    - Evidence informing forecast-year allocation inputs; displayed values and growth are calculated: A current EUR xx.xx binding-only charge establishes a live commercial service and a price-scope comparison; full-book USD receipts and incidence remain assumed.
32. Imago Group - Spotlight on Children's Books for National Young Readers Week
    - Evidence informing base-year allocation inputs; displayed values and growth are calculated: The company's children's portfolio supports board-book commercial classification, not order volumes.
    - Evidence informing forecast-year allocation inputs; displayed values and growth are calculated: The company's children's portfolio supports board-book commercial classification, not order volumes.
    - Evidence informing base-year allocation inputs; displayed values and growth are calculated: Cloth-book offerings support the textile-page category premise, not its modeled incidence.
    - Evidence informing forecast-year allocation inputs; displayed values and growth are calculated: Cloth-book offerings support the textile-page category premise, not its modeled incidence.
    - Evidence informing base-year allocation inputs; displayed values and growth are calculated: Bath-book offerings support a separate commercial category; sales and service receipts are undisclosed.
    - Evidence informing forecast-year allocation inputs; displayed values and growth are calculated: Bath-book offerings support a separate commercial category; sales and service receipts are undisclosed.
33. Pegasus - My First Book of Shapes: EVA Foam Book
    - Evidence informing base-year allocation inputs; displayed values and growth are calculated: The dated 2025 product identifies foam pages and supports commercial-status and classification checks, not global volume or supplier realization.
    - Evidence informing forecast-year allocation inputs; displayed values and growth are calculated: The dated 2025 product identifies foam pages and supports commercial-status and classification checks, not global volume or supplier realization.

34. U.S. Consumer Product Safety Commission - Children's Books
    - Evidence informing base-year allocation inputs; displayed values and growth are calculated: Product classification and intended audience affect commercial compliance accountability; no numerical surcharge is inferred.
    - Evidence informing forecast-year allocation inputs; displayed values and growth are calculated: Product classification and intended audience affect commercial compliance accountability; no numerical surcharge is inferred.
    - Evidence informing base-year allocation inputs; displayed values and growth are calculated: The exemption boundary supports separate classification rather than assumed conventional-book treatment.
    - Evidence informing forecast-year allocation inputs; displayed values and growth are calculated: The exemption boundary supports separate classification rather than assumed conventional-book treatment.
    - Evidence informing base-year allocation inputs; displayed values and growth are calculated: Compliance classification is retained as an uncertainty, not an exclusion or measured price premium.
    - Evidence informing forecast-year allocation inputs; displayed values and growth are calculated: Compliance classification is retained as an uncertainty, not an exclusion or measured price premium.
    - Evidence informing base-year allocation inputs; displayed values and growth are calculated: Specialty construction does not itself establish ordinary-book exemption eligibility or market inactivity.
    - Evidence informing forecast-year allocation inputs; displayed values and growth are calculated: Specialty construction does not itself establish ordinary-book exemption eligibility or market inactivity.
35. Puget Bindery - Services
    - Evidence informing base-year allocation inputs; displayed values and growth are calculated: The provider identifies training manuals and reference guides as mechanical-binding applications, supporting the commissioning premise without measuring sales incidence.
    - Evidence informing forecast-year allocation inputs; displayed values and growth are calculated: The provider identifies training manuals and reference guides as mechanical-binding applications, supporting the commissioning premise without measuring sales incidence.
    - Evidence informing base-year allocation inputs; displayed values and growth are calculated: Lists commercial letterpress book plates and specialty inserts, supporting a component-service model rather than attribution of the entire book price.
    - Evidence informing forecast-year allocation inputs; displayed values and growth are calculated: Lists commercial letterpress book plates and specialty inserts, supporting a component-service model rather than attribution of the entire book price.
    - Evidence informing base-year allocation inputs; displayed values and growth are calculated: The bindery identifies commercial printers, publishers and corporate print buyers as customers and excludes direct-to-consumer sales. This supports trade-purchasing attribution but supplies no sales percentage.
    - Evidence informing forecast-year allocation inputs; displayed values and growth are calculated: The bindery identifies commercial printers, publishers and corporate print buyers as customers and excludes direct-to-consumer sales. This supports trade-purchasing attribution but supplies no sales percentage.

36. ONIX Codelists Issue 75 - List 80: Product Packaging Type
    - Evidence informing base-year allocation inputs; displayed values and growth are calculated: Separates single-item and multivolume slipcases; supplies classification, not sales weights.
    - Evidence informing forecast-year allocation inputs; displayed values and growth are calculated: Separates single-item and multivolume slipcases; supplies classification, not sales weights.
    - Evidence informing base-year allocation inputs; displayed values and growth are calculated: Distinguishes lidded boxes from slipcase-style boxed sets.
    - Evidence informing forecast-year allocation inputs; displayed values and growth are calculated: Distinguishes lidded boxes from slipcase-style boxed sets.
    - Evidence informing base-year allocation inputs; displayed values and growth are calculated: Open-ended wraparound sleeves are distinct from enclosed wrapping.
    - Evidence informing forecast-year allocation inputs; displayed values and growth are calculated: Open-ended wraparound sleeves are distinct from enclosed wrapping.
    - Evidence informing base-year allocation inputs; displayed values and growth are calculated: Recognizes envelope-like slip-sleeves and wallets or folders.
    - Evidence informing forecast-year allocation inputs; displayed values and growth are calculated: Recognizes envelope-like slip-sleeves and wallets or folders.
    - Evidence informing base-year allocation inputs; displayed values and growth are calculated: Recognizes pouch and bag packaging independently.
    - Evidence informing forecast-year allocation inputs; displayed values and growth are calculated: Recognizes pouch and bag packaging independently.
    - Evidence informing base-year allocation inputs; displayed values and growth are calculated: Separately recognizes shrink-wrapped products and bundles.
    - Evidence informing forecast-year allocation inputs; displayed values and growth are calculated: Separately recognizes shrink-wrapped products and bundles.
    - Evidence informing base-year allocation inputs; displayed values and growth are calculated: Defines formed-plastic clamshells and card-backed blister packaging as distinct constructions.
    - Evidence informing forecast-year allocation inputs; displayed values and growth are calculated: Defines formed-plastic clamshells and card-backed blister packaging as distinct constructions.
    - Evidence informing base-year allocation inputs; displayed values and growth are calculated: Explicitly recognizes book browse-prevention closures.
    - Evidence informing forecast-year allocation inputs; displayed values and growth are calculated: Explicitly recognizes book browse-prevention closures.

37. U.S. Government Publishing Office - Program 827-S: Federal Aviation Administration Books, Contract Pricing and Specifications

- Evidence informing base-year allocation inputs; displayed values and growth are calculated: Historical evaluation quantities provide a container-heavy institutional purchasing counterexample, not global shipment shares.
- Evidence informing forecast-year allocation inputs; displayed values and growth are calculated: Historical evaluation quantities provide a container-heavy institutional purchasing counterexample, not global shipment shares.
- Evidence informing base-year allocation inputs; displayed values and growth are calculated: Separately identifies kraft-envelope packing within the book procurement.
- Evidence informing forecast-year allocation inputs; displayed values and growth are calculated: Separately identifies kraft-envelope packing within the book procurement.
- Evidence informing base-year allocation inputs; displayed values and growth are calculated: Identifies cushioned shipping bags as an eligible book-order enclosure.
- Evidence informing forecast-year allocation inputs; displayed values and growth are calculated: Identifies cushioned shipping bags as an eligible book-order enclosure.
- Evidence informing base-year allocation inputs; displayed values and growth are calculated: Includes wrapped shipping bundles as an alternative purchasing configuration.
- Evidence informing forecast-year allocation inputs; displayed values and growth are calculated: Includes wrapped shipping bundles as an alternative purchasing configuration.
- Evidence informing base-year allocation inputs; displayed values and growth are calculated: Requires packing and filler separately from the external enclosure.
- Evidence informing forecast-year allocation inputs; displayed values and growth are calculated: Requires packing and filler separately from the external enclosure.
- Evidence informing base-year allocation inputs; displayed values and growth are calculated: Identifies closure tape and securing straps independently of container construction.
- Evidence informing forecast-year allocation inputs; displayed values and growth are calculated: Identifies closure tape and securing straps independently of container construction.

38. U.S. Government Publishing Office - Print Order Form 2511 Instructions

- Evidence informing base-year allocation inputs; displayed values and growth are calculated: Specifies paper-banded sets separately from shrink-wrapped sets.
- Evidence informing forecast-year allocation inputs; displayed values and growth are calculated: Specifies paper-banded sets separately from shrink-wrapped sets.
- Evidence informing base-year allocation inputs; displayed values and growth are calculated: Describes shrink-wrapped units nested within cartons, supporting component attribution.
- Evidence informing forecast-year allocation inputs; displayed values and growth are calculated: Describes shrink-wrapped units nested within cartons, supporting component attribution.
- Evidence informing base-year allocation inputs; displayed values and growth are calculated: Distinguishes internal packaging, container quantities and pallet requirements.
- Evidence informing forecast-year allocation inputs; displayed values and growth are calculated: Distinguishes internal packaging, container quantities and pallet requirements.
- Evidence informing base-year allocation inputs; displayed values and growth are calculated: The instructions distinguish nominated delivery addresses and warehouse receiving arrangements, supporting the receiving-point attribution premise, not an observed consolidated market share.
- Evidence informing forecast-year allocation inputs; displayed values and growth are calculated: The instructions distinguish nominated delivery addresses and warehouse receiving arrangements, supporting the receiving-point attribution premise, not an observed consolidated market share.
- Evidence informing base-year allocation inputs; displayed values and growth are calculated: Supplemental distribution lists accommodate multiple destinations, supporting the distinction between preallocated destination delivery and a single receiving-point handoff.
- Evidence informing forecast-year allocation inputs; displayed values and growth are calculated: Supplemental distribution lists accommodate multiple destinations, supporting the distinction between preallocated destination delivery and a single receiving-point handoff.
- Evidence informing base-year allocation inputs; displayed values and growth are calculated: GPO specifies black interior inks separately from cover inks, supporting the monochrome classification and underlying-book attribution premise, not its modeled sales weight. ([gpo.gov](https://www.gpo.gov/docs/default-source/forms-standards-pdf-files/2511_instructions.pdf))
- Evidence informing forecast-year allocation inputs; displayed values and growth are calculated: GPO specifies black interior inks separately from cover inks, supporting the monochrome classification and underlying-book attribution premise, not its modeled sales weight. ([gpo.gov](https://www.gpo.gov/docs/default-source/forms-standards-pdf-files/2511_instructions.pdf))
- Evidence informing base-year allocation inputs; displayed values and growth are calculated: Designated Pantone specifications are recognized for interior inks, supporting a separate spot-color commercial category without measuring its share. ([gpo.gov](https://www.gpo.gov/docs/default-source/forms-standards-pdf-files/2511_instructions.pdf))
- Evidence informing forecast-year allocation inputs; displayed values and growth are calculated: Designated Pantone specifications are recognized for interior inks, supporting a separate spot-color commercial category without measuring its share. ([gpo.gov](https://www.gpo.gov/docs/default-source/forms-standards-pdf-files/2511_instructions.pdf))
- Evidence informing base-year allocation inputs; displayed values and growth are calculated: Four-color process is identified as full color for interior pages; cover color is separately specified. This supports classification at both modeled anchors. ([gpo.gov](https://www.gpo.gov/docs/default-source/forms-standards-pdf-files/2511_instructions.pdf))
- Evidence informing forecast-year allocation inputs; displayed values and growth are calculated: Four-color process is identified as full color for interior pages; cover color is separately specified. This supports classification at both modeled anchors. ([gpo.gov](https://www.gpo.gov/docs/default-source/forms-standards-pdf-files/2511_instructions.pdf))

39. GPOExpress Program Pricing Guide - November 2024
    - Evidence informing base-year allocation inputs; displayed values and growth are calculated: USD xx.xx hand folding provides a handling-cost comparison; the complete band realization remains modeled.
    - Evidence informing forecast-year allocation inputs; displayed values and growth are calculated: USD xx.xx hand folding provides a handling-cost comparison; the complete band realization remains modeled.
    - Evidence informing base-year allocation inputs; displayed values and growth are calculated: USD xx.xx per shrink wrap anchors a small-run comparison, not the assumed global realization.
    - Evidence informing forecast-year allocation inputs; displayed values and growth are calculated: USD xx.xx per shrink wrap anchors a small-run comparison, not the assumed global realization.
    - Evidence informing base-year allocation inputs; displayed values and growth are calculated: USD xx.xx auxiliary insertion supplies a handling-price comparison, not protective-material sales.
    - Evidence informing forecast-year allocation inputs; displayed values and growth are calculated: USD xx.xx auxiliary insertion supplies a handling-price comparison, not protective-material sales.
40. Hardcover Book Protection: Dust Jackets or Slipcases?
    - Evidence informing base-year allocation inputs; displayed values and growth are calculated: Own-product EXW slipcase prices of USD xx.xx, USD xx.xx and USD xx.xx at xx.xx xx.xx and xx.xx units constrain relative realizations.
    - Evidence informing forecast-year allocation inputs; displayed values and growth are calculated: Own-product EXW slipcase prices of USD xx.xx, USD xx.xx and USD xx.xx at xx.xx xx.xx and xx.xx units constrain relative realizations.
41. Book Printing Cost in China: How Printing Prices Are Calculated
    - Evidence informing base-year allocation inputs; displayed values and growth are calculated: Approximately USD xx.xx per export carton including basic packing materials constrains the bulk-package budget; the container allocation is modeled.
    - Evidence informing forecast-year allocation inputs; displayed values and growth are calculated: Approximately USD xx.xx per export carton including basic packing materials constrains the bulk-package budget; the container allocation is modeled.
    - Evidence informing base-year allocation inputs; displayed values and growth are calculated: The inclusive carton quotation constrains combined spending; its cushioning split is assumed.
    - Evidence informing forecast-year allocation inputs; displayed values and growth are calculated: The inclusive carton quotation constrains combined spending; its cushioning split is assumed.
    - Evidence informing base-year allocation inputs; displayed values and growth are calculated: The inclusive carton quotation constrains combined spending; its closure split is assumed.
    - Evidence informing forecast-year allocation inputs; displayed values and growth are calculated: The inclusive carton quotation constrains combined spending; its closure split is assumed.
42. Make Believe Ideas - Independent Retail Catalog 2025
    - Evidence informing base-year allocation inputs; displayed values and growth are calculated: The 2025 catalog identifies activity books with cover-mounted blisters, establishing book-specific participation but not packaging revenue or volume.
    - Evidence informing forecast-year allocation inputs; displayed values and growth are calculated: The 2025 catalog identifies activity books with cover-mounted blisters, establishing book-specific participation but not packaging revenue or volume.
43. Bookmobile - Request Book Printing Quotes the Right Way to Save Money
    - Evidence informing base-year allocation inputs; displayed values and growth are calculated: The printer's bookstore-oriented purchasing guidance cautions against universal shrink-wrap attachment.
    - Evidence informing forecast-year allocation inputs; displayed values and growth are calculated: The printer's bookstore-oriented purchasing guidance cautions against universal shrink-wrap attachment.

44. Digital Book Printing - Bookmobile
    - Evidence informing base-year allocation inputs; displayed values and growth are calculated: The current book-production portfolio separately offers poly bags, supporting commercial category participation rather than a sales weight.
    - Evidence informing forecast-year allocation inputs; displayed values and growth are calculated: The current book-production portfolio separately offers poly bags, supporting commercial category participation rather than a sales weight.
    - Evidence informing base-year allocation inputs; displayed values and growth are calculated: The current portfolio offers shrink-wrap independently of other finishing options.
    - Evidence informing forecast-year allocation inputs; displayed values and growth are calculated: The current portfolio offers shrink-wrap independently of other finishing options.
45. Sell Books on Shopify - Lulu
    - Evidence informing forecast-year allocation inputs; displayed values and growth are calculated: The offered storefront-to-print-and-ship route supports an accessible production-linked parcel channel, not assumed demand.
    - Evidence informing forecast-year allocation inputs; displayed values and growth are calculated: Direct fulfillment availability supports the parcel-use scenario without establishing envelope mix.
    - Evidence informing forecast-year allocation inputs; displayed values and growth are calculated: Direct fulfillment availability supports the parcel-use scenario without establishing bag mix.
46. European Commission - New EU Rules on Packaging Enter into Application
    - Evidence informing forecast-year allocation inputs; displayed values and growth are calculated: Regional packaging minimization supports a directional right-sizing premise, not a measured global box-price effect.
    - Evidence informing forecast-year allocation inputs; displayed values and growth are calculated: Waste-reduction requirements inform the bounded substitution scenario; they do not quantify band adoption.
    - Evidence informing forecast-year allocation inputs; displayed values and growth are calculated: Regional circularity requirements inform lower lightweight-bag exposure without implying a global book-bag ban.
    - Evidence informing forecast-year allocation inputs; displayed values and growth are calculated: Material substitution remains partly internal to the combined film-and-paper category.
    - Evidence informing forecast-year allocation inputs; displayed values and growth are calculated: Regional recyclability pressure informs the niche substitution scenario, not an observed blister-sales decline.
    - Evidence informing forecast-year allocation inputs; displayed values and growth are calculated: Empty-space reduction provides a directional premise for lower cushioning allowance per individual box.
47. Digital Printing - U.S. Government Publishing Office
    - Evidence informing base-year allocation inputs; displayed values and growth are calculated: Procurement examples allow offset or digital alternatives while restricting some digital variants, supporting an acceptance- and run-mix model rather than a universal quality ranking. This is a modeling premise, not an observed process share.
    - Evidence informing forecast-year allocation inputs; displayed values and growth are calculated: Procurement examples allow offset or digital alternatives while restricting some digital variants, supporting an acceptance- and run-mix model rather than a universal quality ranking. This is a modeling premise, not an observed process share.
    - Evidence informing base-year allocation inputs; displayed values and growth are calculated: The purchasing guidance supports conditional digital substitution, not unrestricted interchangeability or an observed forecast allocation.
    - Evidence informing forecast-year allocation inputs; displayed values and growth are calculated: The purchasing guidance supports conditional digital substitution, not unrestricted interchangeability or an observed forecast allocation.

48. Clays demonstrate dedication to digital investment
    - Evidence informing base-year allocation inputs; displayed values and growth are calculated: Reports xx.xx books annually and xx.xx books of digital capacity in an older investment statement; this constrains scale but is not a 2025 realized output mix.
    - Evidence informing forecast-year allocation inputs; displayed values and growth are calculated: Reports xx.xx books annually and xx.xx books of digital capacity in an older investment statement; this constrains scale but is not a 2025 realized output mix.
    - Evidence informing base-year allocation inputs; displayed values and growth are calculated: The company's inkjet investment supports an existing book-production application and a conditional adoption premise, not a quantified global forecast.
    - Evidence informing forecast-year allocation inputs; displayed values and growth are calculated: The company's inkjet investment supports an existing book-production application and a conditional adoption premise, not a quantified global forecast.
    - Evidence informing base-year allocation inputs; displayed values and growth are calculated: The capacity/output comparison is a limited commercial check on continued conventional book production, not a direct offset revenue observation.
    - Evidence informing forecast-year allocation inputs; displayed values and growth are calculated: The capacity/output comparison is a limited commercial check on continued conventional book production, not a direct offset revenue observation.
49. ISO/TC 130 - Guidelines for Using Print Production Standards, Version 1.0, 2019
    - Evidence informing base-year allocation inputs; displayed values and growth are calculated: Distinguishes packaging use cases and printing processes, supporting allocation of gravure to book-associated components rather than the full value of a book.
    - Evidence informing forecast-year allocation inputs; displayed values and growth are calculated: Distinguishes packaging use cases and printing processes, supporting allocation of gravure to book-associated components rather than the full value of a book.
    - Evidence informing base-year allocation inputs; displayed values and growth are calculated: Identifies flexographic packaging applications; the book-specific spending budget and process coefficients remain modeled.
    - Evidence informing forecast-year allocation inputs; displayed values and growth are calculated: Identifies flexographic packaging applications; the book-specific spending budget and process coefficients remain modeled.
50. Premium Layflat Photo Books - PhotobookShop
    - Evidence informing base-year allocation inputs; displayed values and growth are calculated: Offers bound silver-halide photographic books and distinguishes them from digitally printed alternatives, supporting the model's separate photographic category rather than an observed sales weight.
    - Evidence informing forecast-year allocation inputs; displayed values and growth are calculated: Offers bound silver-halide photographic books and distinguishes them from digitally printed alternatives, supporting the model's separate photographic category rather than an observed sales weight.
51. The Cormac McCarthy Collection - The Folio Society
    - Evidence informing base-year allocation inputs; displayed values and growth are calculated: Documents screen-printed cloth covers on physical book editions, supporting component-level commercial attribution. It does not measure supplier component receipts or global uptake.
    - Evidence informing forecast-year allocation inputs; displayed values and growth are calculated: Documents screen-printed cloth covers on physical book editions, supporting component-level commercial attribution. It does not measure supplier component receipts or global uptake.

52. Risograph Digital Duplicator Order Form, 2026 - Minneapolis College of Art and Design
    - Evidence informing base-year allocation inputs; displayed values and growth are calculated: The 2026 institutional form recognizes Risograph book/booklet orders but excludes assembly. It supports a limited application boundary, not 2025 external commercial volume; internal institutional charges are excluded from the numerator.
    - Evidence informing forecast-year allocation inputs; displayed values and growth are calculated: The 2026 institutional form recognizes Risograph book/booklet orders but excludes assembly. It supports a limited application boundary, not 2025 external commercial volume; internal institutional charges are excluded from the numerator.
53. American Printing House - 2024 Annual Report
    - Evidence informing base-year allocation inputs; displayed values and growth are calculated: Fiscal 2024 product sales were USD xx.xx; braille publications represented xx.xx% of product sales; xx.xx braille volumes were produced. These inputs constrain an adjusted production-realization proxy, not a global market share.
    - Evidence informing base-year allocation inputs; displayed values and growth are calculated: The decline from xx.xx braille volumes in 2022 qualifies a uniform physical-demand growth assumption and informs the slower relative forecast activity weight.
    - Evidence informing forecast-year allocation inputs; displayed values and growth are calculated: Fiscal 2024 product sales were USD xx.xx; braille publications represented xx.xx% of product sales; xx.xx braille volumes were produced. These inputs constrain an adjusted production-realization proxy, not a global market share.
    - Evidence informing forecast-year allocation inputs; displayed values and growth are calculated: The decline from xx.xx braille volumes in 2022 qualifies a uniform physical-demand growth assumption and informs the slower relative forecast activity weight.
54. Kodak Moments Kiosk - Kodak Alaris
    - Evidence informing base-year allocation inputs; displayed values and growth are calculated: Advertises book-capable retail kiosk equipment and a photographic-printing portfolio. Used only as a commercial-route premise for the thermal working estimate, not as evidence of thermal book-service sales, utilization or the final share.
    - Evidence informing forecast-year allocation inputs; displayed values and growth are calculated: Advertises book-capable retail kiosk equipment and a photographic-printing portfolio. Used only as a commercial-route premise for the thermal working estimate, not as evidence of thermal book-service sales, utilization or the final share.
55. 二〇二一年全国新闻出版业基本情况
    - Evidence informing base-year allocation inputs; displayed values and growth are calculated: Official 2021 aggregate textbook output distinguishes school, tertiary and vocational/adult activity; historical volumes require value and global-scope adjustments.
    - Evidence informing forecast-year allocation inputs; displayed values and growth are calculated: Official 2021 aggregate textbook output distinguishes school, tertiary and vocational/adult activity; historical volumes require value and global-scope adjustments.
    - Evidence informing base-year allocation inputs; displayed values and growth are calculated: Secondary, primary and teaching-book aggregate sheet counts form the school activity weight.
    - Evidence informing forecast-year allocation inputs; displayed values and growth are calculated: Secondary, primary and teaching-book aggregate sheet counts form the school activity weight.
    - Evidence informing base-year allocation inputs; displayed values and growth are calculated: Tertiary textbook aggregate output supplies the higher-education activity input before an assumed relative-service-value adjustment.
    - Evidence informing forecast-year allocation inputs; displayed values and growth are calculated: Tertiary textbook aggregate output supplies the higher-education activity input before an assumed relative-service-value adjustment.
    - Evidence informing base-year allocation inputs; displayed values and growth are calculated: Vocational, adult and literacy textbook output supplies the corresponding historical activity input.
    - Evidence informing forecast-year allocation inputs; displayed values and growth are calculated: Vocational, adult and literacy textbook output supplies the corresponding historical activity input.

56. Music, printed or in manuscript imports by country, 2024 - World Integrated Trade Solution
    - Evidence informing base-year allocation inputs; displayed values and growth are calculated: Official HS xx.xx import observations constrain the music-publication value bridge; domestic supply, physical-book eligibility and the printing-service fraction remain modeled.
    - Evidence informing forecast-year allocation inputs; displayed values and growth are calculated: Official HS xx.xx import observations constrain the music-publication value bridge; domestic supply, physical-book eligibility and the printing-service fraction remain modeled.
57. Bloomsbury Publishing - 2024/25 Results Presentation
    - Evidence informing base-year allocation inputs; displayed values and growth are calculated: Separate Academic & Professional print, digital and rights/service receipts demonstrate the required physical-revenue boundary; company mix is not treated as global market share.
    - Evidence informing forecast-year allocation inputs; displayed values and growth are calculated: Separate Academic & Professional print, digital and rights/service receipts demonstrate the required physical-revenue boundary; company mix is not treated as global market share.
    - Evidence informing base-year allocation inputs; displayed values and growth are calculated: Observed physical academic publishing activity supports commercial applicability but does not verify the assumed global research/reference ratio.
    - Evidence informing forecast-year allocation inputs; displayed values and growth are calculated: Observed physical academic publishing activity supports commercial applicability but does not verify the assumed global research/reference ratio.
58. HDSB - RFSQ 26-013: Yearbook Software and Printing Services
    - Evidence informing base-year allocation inputs; displayed values and growth are calculated: The qualification notice establishes a commissioned yearbook scope including printing, binding and school delivery; it supplies no awarded value and is not used as a sales weight.
    - Evidence informing forecast-year allocation inputs; displayed values and growth are calculated: The qualification notice establishes a commissioned yearbook scope including printing, binding and school delivery; it supplies no awarded value and is not used as a sales weight.
    - Evidence informing base-year allocation inputs; displayed values and growth are calculated: The yearbook qualification notice restricts supply to prequalified vendors while permitting school bulk orders and individual ordering. It supports separating commissioning authority from ultimate payment, but discloses no fulfilled-order value.
    - Evidence informing forecast-year allocation inputs; displayed values and growth are calculated: The yearbook qualification notice restricts supply to prequalified vendors while permitting school bulk orders and individual ordering. It supports separating commissioning authority from ultimate payment, but discloses no fulfilled-order value.
    - Evidence informing base-year allocation inputs; displayed values and growth are calculated: The individual-ordering option establishes an attribution uncertainty relevant to the modeled household portion; it does not establish the assumed xx.xx% proportion.
    - Evidence informing forecast-year allocation inputs; displayed values and growth are calculated: The individual-ordering option establishes an attribution uncertainty relevant to the modeled household portion; it does not establish the assumed xx.xx% proportion.

59. U.S. Census Bureau - 2022 Economic Census, Books Printing Questionnaire MC-32312
    - Evidence informing base-year allocation inputs; displayed values and growth are calculated: The official printing questionnaire supports the distinction between textbook and general-book production; recognition is not treated as a revenue weight.
    - Evidence informing forecast-year allocation inputs; displayed values and growth are calculated: The official printing questionnaire supports the distinction between textbook and general-book production; recognition is not treated as a revenue weight.
    - Evidence informing base-year allocation inputs; displayed values and growth are calculated: Recognized coloring-book output supports treating recreational activity commissions separately from institutional textbooks according to purpose.
    - Evidence informing forecast-year allocation inputs; displayed values and growth are calculated: Recognized coloring-book output supports treating recreational activity commissions separately from institutional textbooks according to purpose.
60. Press Information Bureau - Department of School Education & Literacy, Year End Review 2024
    - Evidence informing base-year allocation inputs; displayed values and growth are calculated: The government review describes substantial NCERT physical-textbook activity, independently qualifying the physical-availability premise without establishing attributable supplier revenue.
    - Evidence informing forecast-year allocation inputs; displayed values and growth are calculated: The government review describes substantial NCERT physical-textbook activity, independently qualifying the physical-availability premise without establishing attributable supplier revenue.
61. 2022 North American Industry Classification System - United States
    - Evidence informing base-year allocation inputs; displayed values and growth are calculated: Dedicated book-publishing activity is separated from institutional primary activities and printing without publishing, constraining the Publishing Organizations numerator.
    - Evidence informing forecast-year allocation inputs; displayed values and growth are calculated: Dedicated book-publishing activity is separated from institutional primary activities and printing without publishing, constraining the Publishing Organizations numerator.
62. U.S. Census Bureau - Books Printing: 2002
    - Evidence informing base-year allocation inputs; displayed values and growth are calculated: Table xx.xx reports 2002 U.S. books-printing contract-work costs of USD xx.xx and shipments of USD xx.xx. Their ratio supplies a dated manufacturing-subcontract proxy, held constant within the forecast component.
    - Evidence informing forecast-year allocation inputs; displayed values and growth are calculated: Table xx.xx reports 2002 U.S. books-printing contract-work costs of USD xx.xx and shipments of USD xx.xx. Their ratio supplies a dated manufacturing-subcontract proxy, held constant within the forecast component.
    - Evidence informing base-year allocation inputs; displayed values and growth are calculated: The historical subcontract-cost input constrains the modeled transfer from publisher-origin commissioning to performing suppliers, without adding another gross contract value.
    - Evidence informing forecast-year allocation inputs; displayed values and growth are calculated: The historical subcontract-cost input constrains the modeled transfer from publisher-origin commissioning to performing suppliers, without adding another gross contract value.
63. Samfine Creation Holdings Group Limited - Form 20-F for the year ended December 31, 2025
    - Evidence informing base-year allocation inputs; displayed values and growth are calculated: The company reports USD xx.xx of 2025 book-product revenue and principally serves book traders that secure printing contracts and outsource production. This is a supplier-specific quantitative role check, not a Global allocation weight.
    - Evidence informing forecast-year allocation inputs; displayed values and growth are calculated: The company reports USD xx.xx of 2025 book-product revenue and principally serves book traders that secure printing contracts and outsource production. This is a supplier-specific quantitative role check, not a Global allocation weight.

64. Ministry of Education - NCERT and Amazon Letter of Engagement, October 7, 2024
    - Evidence informing base-year allocation inputs; displayed values and growth are calculated: The October xx.xx 2024 announcement targeted xx.xx NCERT books for academic 2025-xx.xx. This is a planned institutional activity anchor; realization, eligible receipts and subsequent growth are modeled separately.
    - Evidence informing forecast-year allocation inputs; displayed values and growth are calculated: The October xx.xx 2024 announcement targeted xx.xx NCERT books for academic 2025-xx.xx. This is a planned institutional activity anchor; realization, eligible receipts and subsequent growth are modeled separately.
65. Bangladesh e-GP - NCTB/TEXTBOOK/2025, Package GD.102_SEC_8.031
    - Evidence informing base-year allocation inputs; displayed values and growth are calculated: The government-funded procurement plan specifies xx.xx academic-2025 textbook copies and an estimated BDT xx.xx for printing, binding and supply. It constrains commercial order scale and local unit-budget plausibility, not realized annual revenue.
    - Evidence informing forecast-year allocation inputs; displayed values and growth are calculated: The government-funded procurement plan specifies xx.xx academic-2025 textbook copies and an estimated BDT xx.xx for printing, binding and supply. It constrains commercial order scale and local unit-budget plausibility, not realized annual revenue.
66. Students suffer as NCTB fails to deliver books - The Daily Star, January 17, 2025
    - Evidence informing base-year allocation inputs; displayed values and growth are calculated: The January xx.xx 2025 report corroborates the dated approximately xx.xx-copy textbook target and early-year delivery disruption. Target realization and supplier receipts remain modeled.
67. Secondary-level students: A new year without full set of books for many - The Daily Star, December 28, 2025
    - Evidence informing forecast-year allocation inputs; displayed values and growth are calculated: The December xx.xx 2025 report corroborates the approximately xx.xx-copy academic-2026 target and continued delivery slippage. It informs a normalization assumption, not an observed 2032 share.
68. Business Books - Print Professional, Custom Corporate Books | Blurb
    - Evidence informing base-year allocation inputs; displayed values and growth are calculated: The business-book offering includes organizational presentation and corporate-gift applications. It establishes an in-scope commissioning proposition, not the modeled global copy quantity or spending.
    - Evidence informing forecast-year allocation inputs; displayed values and growth are calculated: The business-book offering includes organizational presentation and corporate-gift applications. It establishes an in-scope commissioning proposition, not the modeled global copy quantity or spending.
69. How to Use Lulu to Support Your Nonprofit | Lulu
    - Evidence informing base-year allocation inputs; displayed values and growth are calculated: The platform permits an organization or charity to receive creator proceeds. This supports excluding beneficiary-only arrangements from nonprofit commissioning; it does not measure nonprofit printing purchases.
    - Evidence informing forecast-year allocation inputs; displayed values and growth are calculated: The platform permits an organization or charity to receive creator proceeds. This supports excluding beneficiary-only arrangements from nonprofit commissioning; it does not measure nonprofit printing purchases.

70. News Corp - Form 10-K for the fiscal year ended June 30, 2025
    - Evidence informing base-year allocation inputs; displayed values and growth are calculated: Fiscal 2025 consumer backlist revenue of xx.xx% and digital revenue of xx.xx% anchor the assumed physical-backlist bridge and its forecast starting model.
    - Evidence informing forecast-year allocation inputs; displayed values and growth are calculated: Fiscal 2025 consumer backlist revenue of xx.xx% and digital revenue of xx.xx% anchor the assumed physical-backlist bridge and its forecast starting model.
    - Evidence informing base-year allocation inputs; displayed values and growth are calculated: The disclosed backlist mix constrains recurring-title demand; its division into replenishment and POD remains modeled.
    - Evidence informing forecast-year allocation inputs; displayed values and growth are calculated: The disclosed backlist mix constrains recurring-title demand; its division into replenishment and POD remains modeled.
    - Evidence informing base-year allocation inputs; displayed values and growth are calculated: The complementary frontlist population supports the launch-stock cohort after physical-format adjustments.
    - Evidence informing forecast-year allocation inputs; displayed values and growth are calculated: The complementary frontlist population supports the launch-stock cohort after physical-format adjustments.
71. News Corp - Form 10-K for the fiscal year ended June 30, 2026
    - Evidence informing forecast-year allocation inputs; displayed values and growth are calculated: Fiscal 2026 backlist revenue of xx.xx% and digital revenue of xx.xx% lower the forecast physical-backlist proxy instead of assuming continued backlist expansion.
    - Evidence informing forecast-year allocation inputs; displayed values and growth are calculated: The updated catalog mix changes the forecast population available for repeat inventory releases.
    - Evidence informing forecast-year allocation inputs; displayed values and growth are calculated: The updated frontlist/backlist bridge changes the forecast planned-production weight; no 2032 share is disclosed.
72. How Do Lulu Direct Orders Work?
    - Evidence informing base-year allocation inputs; displayed values and growth are calculated: Lulu describes printing after customer purchase and distinguishes production from subsequent shipment, supporting recipient-order attribution rather than technology-based classification.
    - Evidence informing forecast-year allocation inputs; displayed values and growth are calculated: Lulu describes printing after customer purchase and distinguishes production from subsequent shipment, supporting recipient-order attribution rather than technology-based classification.
    - Evidence informing base-year allocation inputs; displayed values and growth are calculated: No minimum order and one-copy ordering establish commercial feasibility, not the number or value of single-copy releases.
    - Evidence informing forecast-year allocation inputs; displayed values and growth are calculated: No minimum order and one-copy ordering establish commercial feasibility, not the number or value of single-copy releases.
    - Evidence informing base-year allocation inputs; displayed values and growth are calculated: One POD offering accepts hundreds of copies, independently challenging a POD-equals-single-copy allocation.
    - Evidence informing forecast-year allocation inputs; displayed values and growth are calculated: One POD offering accepts hundreds of copies, independently challenging a POD-equals-single-copy allocation.
    - Evidence informing base-year allocation inputs; displayed values and growth are calculated: Orders can extend into thousands within the same offering; the production trigger therefore does not uniquely identify the working run band.
    - Evidence informing forecast-year allocation inputs; displayed values and growth are calculated: Orders can extend into thousands within the same offering; the production trigger therefore does not uniquely identify the working run band.

73. Supply Chain - Clays

- Evidence informing base-year allocation inputs; displayed values and growth are calculated: Clays describes differentiated backlist arrangements and stock visibility, supporting a separate inventory-replenishment cohort without establishing its numerical prevalence.
- Evidence informing forecast-year allocation inputs; displayed values and growth are calculated: Clays describes differentiated backlist arrangements and stock visibility, supporting a separate inventory-replenishment cohort without establishing its numerical prevalence.
- Evidence informing base-year allocation inputs; displayed values and growth are calculated: New-title consolidation and predictable annual backlist demand support retaining planned inventory commitments; short-run printing is explicitly not necessarily POD.
- Evidence informing forecast-year allocation inputs; displayed values and growth are calculated: New-title consolidation and predictable annual backlist demand support retaining planned inventory commitments; short-run printing is explicitly not necessarily POD.
- Evidence informing base-year allocation inputs; displayed values and growth are calculated: Clays explicitly distinguishes short-run work from POD, supporting category separation rather than a technological proxy for value share.
- Evidence informing forecast-year allocation inputs; displayed values and growth are calculated: Clays explicitly distinguishes short-run work from POD, supporting category separation rather than a technological proxy for value share.

74. Smart Backlist Management: When to Hold and When to Print-on-Demand

- Evidence informing base-year allocation inputs; displayed values and growth are calculated: Sheridan describes low-volume titles moving to POD while other titles retain inventory, supporting differentiated release-policy assumptions rather than a uniform backlist-to-POD conversion.
- Evidence informing forecast-year allocation inputs; displayed values and growth are calculated: Sheridan describes low-volume titles moving to POD while other titles retain inventory, supporting differentiated release-policy assumptions rather than a uniform backlist-to-POD conversion.
- Evidence informing base-year allocation inputs; displayed values and growth are calculated: A disclosed customer example uses a stock threshold to trigger a 2,000-copy replenishment order. It establishes the commercial mechanism, not a market-wide share.
- Evidence informing forecast-year allocation inputs; displayed values and growth are calculated: A disclosed customer example uses a stock threshold to trigger a 2,000-copy replenishment order. It establishes the commercial mechanism, not a market-wide share.

75. Shortage of NCERT textbooks - Rajya Sabha Unstarred Question No. 1941, December 17, 2025
    - Evidence informing base-year allocation inputs; displayed values and growth are calculated: Advance enrollment-based forecasting, academic-session readiness and a fiscal 2025-xx.xx plan for approximately xx.xx textbooks support a substantial calendar-driven stock cohort. The target is not realized production.
    - Evidence informing forecast-year allocation inputs; displayed values and growth are calculated: Advance enrollment-based forecasting, academic-session readiness and a fiscal 2025-xx.xx plan for approximately xx.xx textbooks support a substantial calendar-driven stock cohort. The target is not realized production.
    - Evidence informing base-year allocation inputs; displayed values and growth are calculated: Phased supply and inventory monitoring support distinguishing ongoing availability obligations from individual-recipient POD, without quantifying replenishment's global prevalence.
    - Evidence informing forecast-year allocation inputs; displayed values and growth are calculated: Phased supply and inventory monitoring support distinguishing ongoing availability obligations from individual-recipient POD, without quantifying replenishment's global prevalence.
    - Evidence informing base-year allocation inputs; displayed values and growth are calculated: The official answer distinguishes printer empanelment from approximately xx.xx distribution vendors and describes planned fiscal 2025-xx.xx printing of approximately xx.xx textbooks. It supports commissioning-versus-distribution separation, not a realized monetary channel split.
    - Evidence informing forecast-year allocation inputs; displayed values and growth are calculated: The official answer distinguishes printer empanelment from approximately xx.xx distribution vendors and describes planned fiscal 2025-xx.xx printing of approximately xx.xx textbooks. It supports commissioning-versus-distribution separation, not a realized monetary channel split.
    - Evidence informing base-year allocation inputs; displayed values and growth are calculated: Phased textbook supply supports treating annual institutional quantities separately from production batches; it does not disclose the medium-run allocation.
    - Evidence informing forecast-year allocation inputs; displayed values and growth are calculated: Phased textbook supply supports treating annual institutional quantities separately from production batches; it does not disclose the medium-run allocation.
    - Evidence informing base-year allocation inputs; displayed values and growth are calculated: The December xx.xx 2025 answer identifies a xx.xx-million-copy FY2025-xx.xx printing decision versus approximately xx.xx in recent years, a counterforce to assuming rapid long-run disappearance. Planned copies are not realized service revenue.
    - Evidence informing forecast-year allocation inputs; displayed values and growth are calculated: The December xx.xx 2025 answer identifies a xx.xx-million-copy FY2025-xx.xx printing decision versus approximately xx.xx in recent years, a counterforce to assuming rapid long-run disappearance. Planned copies are not realized service revenue.
76. Fulfillment Fee - Lulu Direct
    - Evidence informing base-year allocation inputs; displayed values and growth are calculated: The September 2026 schedule lists USD xx.xx per order regardless of item count, supporting an order-frequency effect on associated-service value. It does not verify the assumed historical or forecast multiplier.
    - Evidence informing forecast-year allocation inputs; displayed values and growth are calculated: The September 2026 schedule lists USD xx.xx per order regardless of item count, supporting an order-frequency effect on associated-service value. It does not verify the assumed historical or forecast multiplier.

77. InnerWorkings, Inc. - Form 10-K for the year ended December 31, 2019
    - Evidence informing base-year allocation inputs; displayed values and growth are calculated: The 2019 filing reports USD xx.xx gross profit on USD xx.xx revenue and describes purchased-product and direct-service costs. Historical reported margins constrain the modeled xx.xx% retained-fee ratio; they do not directly measure book-channel share.
    - Evidence informing forecast-year allocation inputs; displayed values and growth are calculated: The 2019 filing reports USD xx.xx gross profit on USD xx.xx revenue and describes purchased-product and direct-service costs. Historical reported margins constrain the modeled xx.xx% retained-fee ratio; they do not directly measure book-channel share.
    - Evidence informing base-year allocation inputs; displayed values and growth are calculated: The procurement-service margin comparison supports the fee-to-managed-spending bridge underlying the direct-channel complement. Carrying the normalized ratio into 2032 is explicitly a forecast assumption.
    - Evidence informing forecast-year allocation inputs; displayed values and growth are calculated: The procurement-service margin comparison supports the fee-to-managed-spending bridge underlying the direct-channel complement. Carrying the normalized ratio into 2032 is explicitly a forecast assumption.
78. Simplified Purchase Agreement - U.S. Government Publishing Office
    - Evidence informing base-year allocation inputs; displayed values and growth are calculated: SPA permits agency awards directly to certified vendors for purchases up to USD xx.xx while GPO pays vendors and invoices agencies. This supports classifying by the contracting relationship rather than the invoice payer, not a numerical global weight.
    - Evidence informing forecast-year allocation inputs; displayed values and growth are calculated: SPA permits agency awards directly to certified vendors for purchases up to USD xx.xx while GPO pays vendors and invoices agencies. This supports classifying by the contracting relationship rather than the invoice payer, not a numerical global weight.
79. Global Print Services | China, Europe, SE Asia, USA & India
    - Evidence informing base-year allocation inputs; displayed values and growth are calculated: Imago describes sourcing suppliers and coordinating multiple manufacturers for book-related projects. Its cumulative customer relationships establish the offered intermediary role but are not annual revenue or allocation weights.
    - Evidence informing forecast-year allocation inputs; displayed values and growth are calculated: Imago describes sourcing suppliers and coordinating multiple manufacturers for book-related projects. Its cumulative customer relationships establish the offered intermediary role but are not annual revenue or allocation weights.
80. Lion Rock Group Limited - Annual Report 2025
    - Evidence informing base-year allocation inputs; displayed values and growth are calculated: Own-business 2025 turnover changes of minus xx.xx% for APOL and minus xx.xx% for Regent challenge uniform intermediary growth; Regent's non-book focus limits its relevance. These observations support avoiding an additional adoption uplift.
    - Evidence informing forecast-year allocation inputs; displayed values and growth are calculated: Own-business 2025 turnover changes of minus xx.xx% for APOL and minus xx.xx% for Regent challenge uniform intermediary growth; Regent's non-book focus limits its relevance. These observations support avoiding an additional adoption uplift.
    - Evidence informing base-year allocation inputs; displayed values and growth are calculated: Manufacturing turnover changes of minus xx.xx% at xx.xx Printing and plus xx.xx% at Papercraft demonstrate differing supplier trajectories rather than a simple common channel-growth pattern; these are not direct-contracting market shares.
    - Evidence informing forecast-year allocation inputs; displayed values and growth are calculated: Manufacturing turnover changes of minus xx.xx% at xx.xx Printing and plus xx.xx% at Papercraft demonstrate differing supplier trajectories rather than a simple common channel-growth pattern; these are not direct-contracting market shares.

81. Imprint Digital - Book Printing Prices UK

- Evidence informing base-year allocation inputs; displayed values and growth are calculated: The inspected schedule quotes GBP xx.xx at xx.xx copies for one paperback specification, supporting a relative-price input, not a historical global realization.
- Evidence informing forecast-year allocation inputs; displayed values and growth are calculated: The inspected schedule quotes GBP xx.xx at xx.xx copies for one paperback specification, supporting a relative-price input, not a historical global realization.
- Evidence informing base-year allocation inputs; displayed values and growth are calculated: GBP xx.xx at xx.xx copies supplies the medium-run reference index; format and delivery differences require separate treatment.
- Evidence informing forecast-year allocation inputs; displayed values and growth are calculated: GBP xx.xx at xx.xx copies supplies the medium-run reference index; format and delivery differences require separate treatment.
- Evidence informing base-year allocation inputs; displayed values and growth are calculated: The quantity-price curve anchors the reference from which the long-run discount is assumed; no long-run price or future share is disclosed.
- Evidence informing forecast-year allocation inputs; displayed values and growth are calculated: The quantity-price curve anchors the reference from which the long-run discount is assumed; no long-run price or future share is disclosed.

82. Print Options

- Evidence informing base-year allocation inputs; displayed values and growth are calculated: KDP distinguishes black-and-white from color records and locks ink type after publication. These platform-specific conditions qualify switching assumptions, not market weights. ([kdp.amazon.com](https://kdp.amazon.com/en_US/help/topic/G201834180))
- Evidence informing forecast-year allocation inputs; displayed values and growth are calculated: KDP distinguishes black-and-white from color records and locks ink type after publication. These platform-specific conditions qualify switching assumptions, not market weights. ([kdp.amazon.com](https://kdp.amazon.com/en_US/help/topic/G201834180))
- Evidence informing base-year allocation inputs; displayed values and growth are calculated: The displayed platform menu does not establish designated spot-color availability or sales; a general color option is not used as evidence of spot-color demand. ([kdp.amazon.com](https://kdp.amazon.com/en_US/help/topic/G201834180))
- Evidence informing forecast-year allocation inputs; displayed values and growth are calculated: The displayed platform menu does not establish designated spot-color availability or sales; a general color option is not used as evidence of spot-color demand. ([kdp.amazon.com](https://kdp.amazon.com/en_US/help/topic/G201834180))
- Evidence informing base-year allocation inputs; displayed values and growth are calculated: Standard color is unavailable for hardcover, but premium color is available. Both process-color tiers belong within the modeled Full-Color Interiors category. ([kdp.amazon.com](https://kdp.amazon.com/en_US/help/topic/G201834180))
- Evidence informing forecast-year allocation inputs; displayed values and growth are calculated: Standard color is unavailable for hardcover, but premium color is available. Both process-color tiers belong within the modeled Full-Color Interiors category. ([kdp.amazon.com](https://kdp.amazon.com/en_US/help/topic/G201834180))

83. Synthèse des chiffres de l'édition jeunesse 2024-2025

- Evidence informing base-year allocation inputs; displayed values and growth are calculated: The primary French publishing survey reports a xx.xx% decline in illustrated early-childhood volumes and a xx.xx% decline in youth-fiction volumes in 2024. These differing outcomes challenge an aggressive universal color-growth assumption. ([sne.fr](https://www.sne.fr/actu/synthese-des-chiffres-de-ledition-jeunesse-2024-2025/))
- Evidence informing forecast-year allocation inputs; displayed values and growth are calculated: The primary French publishing survey reports a xx.xx% decline in illustrated early-childhood volumes and a xx.xx% decline in youth-fiction volumes in 2024. These differing outcomes challenge an aggressive universal color-growth assumption. ([sne.fr](https://www.sne.fr/actu/synthese-des-chiffres-de-ledition-jeunesse-2024-2025/))

20.5. South Korea

Table 560. South Korea Book Printing & Packaging Services Market Size, 2017-2040 (USD Million)

Country	2017	2024	2025	2026	2027	2032	2040	CAGR (%)
South Korea	**xx.xx**	**xx.xx**	**xx.xx**	**xx.xx**	**xx.xx**	**xx.xx**	**xx.xx**	**xx.xx**

Table 561. South Korea Book Printing & Packaging Services Market Size, by Service Offering, 2017-2040 (USD Million)

Service Offering	2017	2024	2025	2026	2027	2032	2040	CAGR (%)
Book Packaging Production	xx.xx	xx.xx	xx.xx	xx.xx	xx.xx	xx.xx	xx.xx	xx.xx
Book Packing & Kitting	xx.xx	xx.xx	xx.xx	xx.xx	xx.xx	xx.xx	xx.xx	xx.xx
Book Printing	xx.xx	xx.xx	xx.xx	xx.xx	xx.xx	xx.xx	xx.xx	xx.xx
Bookbinding & Finishing	xx.xx	xx.xx	xx.xx	xx.xx	xx.xx	xx.xx	xx.xx	xx.xx
Prepress Services	xx.xx	xx.xx	xx.xx	xx.xx	xx.xx	xx.xx	xx.xx	xx.xx
Print Production Management	xx.xx	xx.xx	xx.xx	xx.xx	xx.xx	xx.xx	xx.xx	xx.xx
Production-Linked Fulfillment	xx.xx	xx.xx	xx.xx	xx.xx	xx.xx	xx.xx	xx.xx	xx.xx
Total	**xx.xx**	**xx.xx**	**xx.xx**	**xx.xx**	**xx.xx**	**xx.xx**	**xx.xx**	**xx.xx**

Table 562. South Korea Book Printing & Packaging Services Market Size, by Book Format, 2017-2040 (USD Million)

Book Format	2017	2024	2025	2026	2027	2032	2040	CAGR (%)
Accordion-Fold Books	xx.xx	xx.xx	xx.xx	xx.xx	xx.xx	xx.xx	xx.xx	xx.xx
Bath Books	xx.xx	xx.xx	xx.xx	xx.xx	xx.xx	xx.xx	xx.xx	xx.xx
Board Books	xx.xx	xx.xx	xx.xx	xx.xx	xx.xx	xx.xx	xx.xx	xx.xx
Foam Books	xx.xx	xx.xx	xx.xx	xx.xx	xx.xx	xx.xx	xx.xx	xx.xx
Hardcover Books	xx.xx	xx.xx	xx.xx	xx.xx	xx.xx	xx.xx	xx.xx	xx.xx
Loose-Leaf Books	xx.xx	xx.xx	xx.xx	xx.xx	xx.xx	xx.xx	xx.xx	xx.xx
Paperback & Softcover Books	xx.xx	xx.xx	xx.xx	xx.xx	xx.xx	xx.xx	xx.xx	xx.xx
Saddle-Stitched Booklets	xx.xx	xx.xx	xx.xx	xx.xx	xx.xx	xx.xx	xx.xx	xx.xx
Slide-Bound Books	xx.xx	xx.xx	xx.xx	xx.xx	xx.xx	xx.xx	xx.xx	xx.xx
Textile Books	xx.xx	xx.xx	xx.xx	xx.xx	xx.xx	xx.xx	xx.xx	xx.xx
Wire, Coil & Comb-Bound Books	xx.xx	xx.xx	xx.xx	xx.xx	xx.xx	xx.xx	xx.xx	xx.xx
Total	**xx.xx**	**xx.xx**	**xx.xx**	**xx.xx**	**xx.xx**	**xx.xx**	**xx.xx**	**xx.xx**

Table 563. South Korea Book Printing & Packaging Services Market Size, by Packaging Format, 2017-2040 (USD Million)

Packaging Format	2017	2024	2025	2026	2027	2032	2040	CAGR (%)
Bags & Pouches	xx.xx	xx.xx	xx.xx	xx.xx	xx.xx	xx.xx	xx.xx	xx.xx
Blister & Clamshell Packs	xx.xx	xx.xx	xx.xx	xx.xx	xx.xx	xx.xx	xx.xx	xx.xx
Boxes & Lidded Cases	xx.xx	xx.xx	xx.xx	xx.xx	xx.xx	xx.xx	xx.xx	xx.xx
Envelopes, Wallets & Folders	xx.xx	xx.xx	xx.xx	xx.xx	xx.xx	xx.xx	xx.xx	xx.xx
Film & Paper Wraps	xx.xx	xx.xx	xx.xx	xx.xx	xx.xx	xx.xx	xx.xx	xx.xx
Protective Inserts & Cushioning	xx.xx	xx.xx	xx.xx	xx.xx	xx.xx	xx.xx	xx.xx	xx.xx
Seals & Strapping	xx.xx	xx.xx	xx.xx	xx.xx	xx.xx	xx.xx	xx.xx	xx.xx
Sleeves & Wraparound Bands	xx.xx	xx.xx	xx.xx	xx.xx	xx.xx	xx.xx	xx.xx	xx.xx
Slipcases	xx.xx	xx.xx	xx.xx	xx.xx	xx.xx	xx.xx	xx.xx	xx.xx
Others	xx.xx	xx.xx	xx.xx	xx.xx	xx.xx	xx.xx	xx.xx	xx.xx
Total	**xx.xx**	**xx.xx**	**xx.xx**	**xx.xx**	**xx.xx**	**xx.xx**	**xx.xx**	**xx.xx**

Table 564. South Korea Book Printing & Packaging Services Market Size, by Printing Technology, 2017-2040 (USD Million)

Printing Technology	2017	2024	2025	2026	2027	2032	2040	CAGR (%)
Braille Embossing	xx.xx	xx.xx	xx.xx	xx.xx	xx.xx	xx.xx	xx.xx	xx.xx
Digital Printing	xx.xx	xx.xx	xx.xx	xx.xx	xx.xx	xx.xx	xx.xx	xx.xx
Flexographic Printing	xx.xx	xx.xx	xx.xx	xx.xx	xx.xx	xx.xx	xx.xx	xx.xx
Gravure Printing	xx.xx	xx.xx	xx.xx	xx.xx	xx.xx	xx.xx	xx.xx	xx.xx
Letterpress Printing	xx.xx	xx.xx	xx.xx	xx.xx	xx.xx	xx.xx	xx.xx	xx.xx
Offset Lithography	xx.xx	xx.xx	xx.xx	xx.xx	xx.xx	xx.xx	xx.xx	xx.xx
Screen Printing	xx.xx	xx.xx	xx.xx	xx.xx	xx.xx	xx.xx	xx.xx	xx.xx
Silver-Halide Photographic Printing	xx.xx	xx.xx	xx.xx	xx.xx	xx.xx	xx.xx	xx.xx	xx.xx
Stencil Duplicator Printing	xx.xx	xx.xx	xx.xx	xx.xx	xx.xx	xx.xx	xx.xx	xx.xx
Others	xx.xx	xx.xx	xx.xx	xx.xx	xx.xx	xx.xx	xx.xx	xx.xx
Total	**xx.xx**	**xx.xx**	**xx.xx**	**xx.xx**	**xx.xx**	**xx.xx**	**xx.xx**	**xx.xx**

Table 565. South Korea Book Printing & Packaging Services Market Size, by Offset Lithography, 2017-2040 (USD Million)

Offset Lithography	2017	2024	2025	2026	2027	2032	2040	CAGR (%)
Sheetfed Offset Printing	xx.xx	xx.xx	xx.xx	xx.xx	xx.xx	xx.xx	xx.xx	xx.xx
Web Offset Printing	xx.xx	xx.xx	xx.xx	xx.xx	xx.xx	xx.xx	xx.xx	xx.xx
Total	**xx.xx**	**xx.xx**	**xx.xx**	**xx.xx**	**xx.xx**	**xx.xx**	**xx.xx**	**xx.xx**

Table 566. South Korea Book Printing & Packaging Services Market Size, by Digital Printing, 2017-2040 (USD Million)

Digital Printing	2017	2024	2025	2026	2027	2032	2040	CAGR (%)
Electrophotographic Printing	xx.xx	xx.xx	xx.xx	xx.xx	xx.xx	xx.xx	xx.xx	xx.xx
Inkjet Printing	xx.xx	xx.xx	xx.xx	xx.xx	xx.xx	xx.xx	xx.xx	xx.xx
Thermal Printing	xx.xx	xx.xx	xx.xx	xx.xx	xx.xx	xx.xx	xx.xx	xx.xx
Total	**xx.xx**	**xx.xx**	**xx.xx**	**xx.xx**	**xx.xx**	**xx.xx**	**xx.xx**	**xx.xx**

Table 567. South Korea Book Printing & Packaging Services Market Size, by Publication Application, 2017-2040 (USD Million)

Publication Application	2017	2024	2025	2026	2027	2032	2040	CAGR (%)
Activity & Puzzle Books	xx.xx	xx.xx	xx.xx	xx.xx	xx.xx	xx.xx	xx.xx	xx.xx
Art & Photography Books	xx.xx	xx.xx	xx.xx	xx.xx	xx.xx	xx.xx	xx.xx	xx.xx
Commemorative & Personal Books	xx.xx	xx.xx	xx.xx	xx.xx	xx.xx	xx.xx	xx.xx	xx.xx
Educational & Training Books	xx.xx	xx.xx	xx.xx	xx.xx	xx.xx	xx.xx	xx.xx	xx.xx
General-Interest Books	xx.xx	xx.xx	xx.xx	xx.xx	xx.xx	xx.xx	xx.xx	xx.xx
Institutional & Corporate Books	xx.xx	xx.xx	xx.xx	xx.xx	xx.xx	xx.xx	xx.xx	xx.xx
Music Books & Scores	xx.xx	xx.xx	xx.xx	xx.xx	xx.xx	xx.xx	xx.xx	xx.xx
Religious & Devotional Books	xx.xx	xx.xx	xx.xx	xx.xx	xx.xx	xx.xx	xx.xx	xx.xx
Scholarly & Professional Books	xx.xx	xx.xx	xx.xx	xx.xx	xx.xx	xx.xx	xx.xx	xx.xx
Total	**xx.xx**	**xx.xx**	**xx.xx**	**xx.xx**	**xx.xx**	**xx.xx**	**xx.xx**	**xx.xx**

Table 568. South Korea Book Printing & Packaging Services Market Size, by Educational & Training Books, 2017-2040 (USD Million)

Educational & Training Books	2017	2024	2025	2026	2027	2032	2040	CAGR (%)
Higher Education Textbooks	xx.xx	xx.xx	xx.xx	xx.xx	xx.xx	xx.xx	xx.xx	xx.xx
School Textbooks & Workbooks	xx.xx	xx.xx	xx.xx	xx.xx	xx.xx	xx.xx	xx.xx	xx.xx
Vocational & Continuing Education Books	xx.xx	xx.xx	xx.xx	xx.xx	xx.xx	xx.xx	xx.xx	xx.xx
Total	**xx.xx**	**xx.xx**	**xx.xx**	**xx.xx**	**xx.xx**	**xx.xx**	**xx.xx**	**xx.xx**

Table 569. South Korea Book Printing & Packaging Services Market Size, by Commemorative & Personal Books, 2017-2040 (USD Million)

Commemorative & Personal Books	2017	2024	2025	2026	2027	2032	2040	CAGR (%)
Personal Photo & Memory Books	xx.xx	xx.xx	xx.xx	xx.xx	xx.xx	xx.xx	xx.xx	xx.xx
Yearbooks & Organizational Commemoratives	xx.xx	xx.xx	xx.xx	xx.xx	xx.xx	xx.xx	xx.xx	xx.xx
Total	**xx.xx**	**xx.xx**	**xx.xx**	**xx.xx**	**xx.xx**	**xx.xx**	**xx.xx**	**xx.xx**

Table 570. South Korea Book Printing & Packaging Services Market Size, by Scholarly & Professional Books, 2017-2040 (USD Million)

Scholarly & Professional Books	2017	2024	2025	2026	2027	2032	2040	CAGR (%)
Professional & Technical Reference Books	xx.xx	xx.xx	xx.xx	xx.xx	xx.xx	xx.xx	xx.xx	xx.xx
Scholarly Research Books	xx.xx	xx.xx	xx.xx	xx.xx	xx.xx	xx.xx	xx.xx	xx.xx
Total	**xx.xx**	**xx.xx**	**xx.xx**	**xx.xx**	**xx.xx**	**xx.xx**	**xx.xx**	**xx.xx**

Table 571. South Korea Book Printing & Packaging Services Market Size, by Buyer Type, 2017-2040 (USD Million)

Buyer Type	2017	2024	2025	2026	2027	2032	2040	CAGR (%)
Corporate & Commercial Buyers	xx.xx	xx.xx	xx.xx	xx.xx	xx.xx	xx.xx	xx.xx	xx.xx
Educational & Research Institutions	xx.xx	xx.xx	xx.xx	xx.xx	xx.xx	xx.xx	xx.xx	xx.xx
Government & Intergovernmental Bodies	xx.xx	xx.xx	xx.xx	xx.xx	xx.xx	xx.xx	xx.xx	xx.xx
Nonprofit & Membership Organizations	xx.xx	xx.xx	xx.xx	xx.xx	xx.xx	xx.xx	xx.xx	xx.xx
Print & Production Service Providers	xx.xx	xx.xx	xx.xx	xx.xx	xx.xx	xx.xx	xx.xx	xx.xx
Private Individuals & Households	xx.xx	xx.xx	xx.xx	xx.xx	xx.xx	xx.xx	xx.xx	xx.xx
Publishing Organizations	xx.xx	xx.xx	xx.xx	xx.xx	xx.xx	xx.xx	xx.xx	xx.xx
Self-Publishing Authors & Creators	xx.xx	xx.xx	xx.xx	xx.xx	xx.xx	xx.xx	xx.xx	xx.xx
Total	**xx.xx**	**xx.xx**	**xx.xx**	**xx.xx**	**xx.xx**	**xx.xx**	**xx.xx**	**xx.xx**

Table 572. South Korea Book Printing & Packaging Services Market Size, by Production Model, 2017-2040 (USD Million)

Production Model	2017	2024	2025	2026	2027	2032	2040	CAGR (%)
Planned Stock Production	xx.xx	xx.xx	xx.xx	xx.xx	xx.xx	xx.xx	xx.xx	xx.xx
Print-on-Demand	xx.xx	xx.xx	xx.xx	xx.xx	xx.xx	xx.xx	xx.xx	xx.xx
Stock Replenishment	xx.xx	xx.xx	xx.xx	xx.xx	xx.xx	xx.xx	xx.xx	xx.xx
Total	**xx.xx**	**xx.xx**	**xx.xx**	**xx.xx**	**xx.xx**	**xx.xx**	**xx.xx**	**xx.xx**

Table 573. South Korea Book Printing & Packaging Services Market Size, by Fulfillment Model, 2017-2040 (USD Million)

Fulfillment Model	2017	2024	2025	2026	2027	2032	2040	CAGR (%)
Consolidated Handoff	xx.xx	xx.xx	xx.xx	xx.xx	xx.xx	xx.xx	xx.xx	xx.xx
Distribution-List Delivery	xx.xx	xx.xx	xx.xx	xx.xx	xx.xx	xx.xx	xx.xx	xx.xx
Order-Level Fulfillment	xx.xx	xx.xx	xx.xx	xx.xx	xx.xx	xx.xx	xx.xx	xx.xx
Total	**xx.xx**	**xx.xx**	**xx.xx**	**xx.xx**	**xx.xx**	**xx.xx**	**xx.xx**	**xx.xx**

Table 574. South Korea Book Printing & Packaging Services Market Size, by Procurement Channel, 2017-2040 (USD Million)

Procurement Channel	2017	2024	2025	2026	2027	2032	2040	CAGR (%)
Direct Provider Contracting	xx.xx	xx.xx	xx.xx	xx.xx	xx.xx	xx.xx	xx.xx	xx.xx
Intermediary-Led Contracting	xx.xx	xx.xx	xx.xx	xx.xx	xx.xx	xx.xx	xx.xx	xx.xx
Total	**xx.xx**	**xx.xx**	**xx.xx**	**xx.xx**	**xx.xx**	**xx.xx**	**xx.xx**	**xx.xx**

Table 575. South Korea Book Printing & Packaging Services Market Size, by Print Run Length, 2017-2040 (USD Million)

Print Run Length	2017	2024	2025	2026	2027	2032	2040	CAGR (%)
Long Runs	xx.xx	xx.xx	xx.xx	xx.xx	xx.xx	xx.xx	xx.xx	xx.xx
Medium Runs	xx.xx	xx.xx	xx.xx	xx.xx	xx.xx	xx.xx	xx.xx	xx.xx
Short Runs	xx.xx	xx.xx	xx.xx	xx.xx	xx.xx	xx.xx	xx.xx	xx.xx
Single-Copy Runs	xx.xx	xx.xx	xx.xx	xx.xx	xx.xx	xx.xx	xx.xx	xx.xx
Total	**xx.xx**	**xx.xx**	**xx.xx**	**xx.xx**	**xx.xx**	**xx.xx**	**xx.xx**	**xx.xx**

Table 576. South Korea Book Printing & Packaging Services Market Size, by Interior Color, 2017-2040 (USD Million)

Interior Color	2017	2024	2025	2026	2027	2032	2040	CAGR (%)
Black-and-White Interiors	xx.xx	xx.xx	xx.xx	xx.xx	xx.xx	xx.xx	xx.xx	xx.xx
Full-Color Interiors	xx.xx	xx.xx	xx.xx	xx.xx	xx.xx	xx.xx	xx.xx	xx.xx
Spot-Color Interiors	xx.xx	xx.xx	xx.xx	xx.xx	xx.xx	xx.xx	xx.xx	xx.xx
Total	**xx.xx**	**xx.xx**	**xx.xx**	**xx.xx**	**xx.xx**	**xx.xx**	**xx.xx**	**xx.xx**

Sources & Evidence

1. European Book Publishing Statistics 2024
   - Evidence informing the 2024 market-value input; displayed series and growth include calculations: European publishers reported approximately EUR xx.xx of net book-sales revenue in 2024. The disclosed ebook and audiobook proportions inform the modeled xx.xx% physical-book revenue proportion; publisher revenue is an input, not printing-service revenue.
   - Evidence informing the 2025 market-value input; displayed series and growth include calculations: The 2024 publisher-revenue and format observations provide the European demand input carried into the 2025 estimate.

2. The Global Publishing Industry in 2022

- Evidence informing the 2024 market-value input; displayed series and growth include calculations: Table xx.xx supplies country-level publishing revenues and identifies differences between retail-value, publisher-revenue, print-only and prior-year observations. Selected non-European country observations are adjusted for physical formats and period before estimating production spending.
- Evidence informing the 2025 market-value input; displayed series and growth include calculations: The selected country observations contribute to the demand pool underlying the 2025 working estimate. Nielsen retail datasets elsewhere in the publication are not used.
- Evidence informing base-year allocation inputs; displayed values and growth are calculated: Primary survey sector differences constrain the education-adjusted hardcover proxy.
- Evidence informing forecast-year allocation inputs; displayed values and growth are calculated: Primary survey sector differences constrain the education-adjusted hardcover proxy.
- Evidence informing base-year allocation inputs; displayed values and growth are calculated: Educational/trade differences qualify extrapolation of U.S. consumer-format revenue.
- Evidence informing forecast-year allocation inputs; displayed values and growth are calculated: Educational/trade differences qualify extrapolation of U.S. consumer-format revenue.
- Evidence informing base-year allocation inputs; displayed values and growth are calculated: USD xx.xx of surveyed children's publishing revenue anchors the modeled specialty demand pool, not supplier receipts.
- Evidence informing forecast-year allocation inputs; displayed values and growth are calculated: USD xx.xx of surveyed children's publishing revenue anchors the modeled specialty demand pool, not supplier receipts.
- Evidence informing base-year allocation inputs; displayed values and growth are calculated: Sector data constrain the commissioning-pool proxy; mechanical incidence remains assumed.
- Evidence informing forecast-year allocation inputs; displayed values and growth are calculated: Sector data constrain the commissioning-pool proxy; mechanical incidence remains assumed.
- Evidence informing base-year allocation inputs; displayed values and growth are calculated: Educational demand supplies a common economic anchor; loose-leaf incidence remains modeled.
- Evidence informing forecast-year allocation inputs; displayed values and growth are calculated: Educational demand supplies a common economic anchor; loose-leaf incidence remains modeled.
- Evidence informing base-year allocation inputs; displayed values and growth are calculated: Sector observations constrain the educational short-book commissioning pool.
- Evidence informing forecast-year allocation inputs; displayed values and growth are calculated: Sector observations constrain the educational short-book commissioning pool.
- Evidence informing base-year allocation inputs; displayed values and growth are calculated: The commissioning-pool anchor supports an explicit sparse-format incidence model.
- Evidence informing forecast-year allocation inputs; displayed values and growth are calculated: The commissioning-pool anchor supports an explicit sparse-format incidence model.
- Evidence informing base-year allocation inputs; displayed values and growth are calculated: Children's demand anchors the accordion working estimate, not observed accordion orders.
- Evidence informing forecast-year allocation inputs; displayed values and growth are calculated: Children's demand anchors the accordion working estimate, not observed accordion orders.
- Evidence informing base-year allocation inputs; displayed values and growth are calculated: Children's demand anchors assumed textile-book order incidence.
- Evidence informing forecast-year allocation inputs; displayed values and growth are calculated: Children's demand anchors assumed textile-book order incidence.
- Evidence informing base-year allocation inputs; displayed values and growth are calculated: Children's demand anchors assumed bath-book order incidence.
- Evidence informing forecast-year allocation inputs; displayed values and growth are calculated: Children's demand anchors assumed bath-book order incidence.
- Evidence informing base-year allocation inputs; displayed values and growth are calculated: Children's demand anchors assumed foam-book order incidence.
- Evidence informing forecast-year allocation inputs; displayed values and growth are calculated: Children's demand anchors assumed foam-book order incidence.
- Evidence informing base-year allocation inputs; displayed values and growth are calculated: The original publishing survey documents country-level trade/education revenue differences used to constrain the modeled physical-publishing mix; it does not directly measure service shares.
- Evidence informing forecast-year allocation inputs; displayed values and growth are calculated: The original publishing survey documents country-level trade/education revenue differences used to constrain the modeled physical-publishing mix; it does not directly measure service shares.

3. 2024 年新闻出版统计公报

- Evidence informing the 2024 market-value input; displayed series and growth include calculations: For 2024, the official table reports xx.xx book copies or sheets and CNY xx.xx of book-publishing revenue. These constrain the demand bridge and historical contraction, rather than directly measuring printing-service sales.
- Evidence informing the 2025 market-value input; displayed series and growth include calculations: The 2024 book-publishing observation supplies the Chinese demand primitive for the 2025 model.
- Evidence informing base-year allocation inputs; displayed values and growth are calculated: Official 2024 output of xx.xx copies/sheets constrains total modeled publisher activity; it does not disclose single-copy production.
- Evidence informing forecast-year allocation inputs; displayed values and growth are calculated: Official 2024 output of xx.xx copies/sheets constrains total modeled publisher activity; it does not disclose single-copy production.
- Evidence informing base-year allocation inputs; displayed values and growth are calculated: Aggregate copies and annual title output constrain the shared activity model, not an observed short-run share.
- Evidence informing forecast-year allocation inputs; displayed values and growth are calculated: Aggregate copies and annual title output constrain the shared activity model, not an observed short-run share.
- Evidence informing base-year allocation inputs; displayed values and growth are calculated: Aggregate production provides a scale check for the medium-run assumption; annual copies per title are not individual batches.
- Evidence informing forecast-year allocation inputs; displayed values and growth are calculated: Aggregate production provides a scale check for the medium-run assumption; annual copies per title are not individual batches.
- Evidence informing base-year allocation inputs; displayed values and growth are calculated: Approximately xx.xx annual copies per title constrain the long-run scenario without proving its batch mix or forecast.
- Evidence informing forecast-year allocation inputs; displayed values and growth are calculated: Approximately xx.xx annual copies per title constrain the long-run scenario without proving its batch mix or forecast.

4. Foreign Exchange Rates - G.5A Annual, January 5, 2026

- Evidence informing the 2024 market-value input; displayed series and growth include calculations: The official 2024 annual-average conversion inputs are USD xx.xx per EUR, CNY xx.xx per USD and CAD xx.xx per USD.
- Evidence informing the 2025 market-value input; displayed series and growth include calculations: The exchange-rate table establishes the conversion basis of the preceding-year demand inputs used in the 2025 estimate; subsequent effective-USD price assumptions are modeled separately.

5. Book publishing industry, 2024 - Statistics Canada
   - Evidence informing the 2024 market-value input; displayed series and growth include calculations: Canadian publishers reported CAD xx.xx of print sales outside the online category and CAD xx.xx of online print sales in 2024. Their sum, rather than total operating revenue, supplies the physical-book demand input.
   - Evidence informing the 2025 market-value input; displayed series and growth include calculations: Reported cost of goods sold of CAD xx.xx, up CAD xx.xx from 2022, supplies a cost-pressure cross-check, not a directly attributable printing-services total.
   - Evidence informing base-year allocation inputs; displayed values and growth are calculated: Canadian online versus other print-sales values constrain parcel exposure, with explicit value-to-unit and geographic limitations.
   - Evidence informing forecast-year allocation inputs; displayed values and growth are calculated: Canadian online versus other print-sales values constrain parcel exposure, with explicit value-to-unit and geographic limitations.
   - Evidence informing base-year allocation inputs; displayed values and growth are calculated: The print-channel value mix supplies a limited parcel-demand proxy, not observed envelope purchases.
   - Evidence informing forecast-year allocation inputs; displayed values and growth are calculated: The print-channel value mix supplies a limited parcel-demand proxy, not observed envelope purchases.
   - Evidence informing base-year allocation inputs; displayed values and growth are calculated: The print-channel value mix supplies a limited parcel-demand proxy, not observed bag purchases.
   - Evidence informing forecast-year allocation inputs; displayed values and growth are calculated: The print-channel value mix supplies a limited parcel-demand proxy, not observed bag purchases.
   - Evidence informing base-year allocation inputs; displayed values and growth are calculated: Modest observed online-print growth qualifies aggressive parcel-related wrapping assumptions.
   - Evidence informing forecast-year allocation inputs; displayed values and growth are calculated: Modest observed online-print growth qualifies aggressive parcel-related wrapping assumptions.
   - Evidence informing base-year allocation inputs; displayed values and growth are calculated: Channel activity constrains the modeled delivery-pack population requiring separate protection.
   - Evidence informing forecast-year allocation inputs; displayed values and growth are calculated: Channel activity constrains the modeled delivery-pack population requiring separate protection.
   - Evidence informing base-year allocation inputs; displayed values and growth are calculated: Channel activity constrains the modeled delivery-pack population requiring closures.
   - Evidence informing forecast-year allocation inputs; displayed values and growth are calculated: Channel activity constrains the modeled delivery-pack population requiring closures.
6. U.S. Census Bureau - Books Printing: Shipments, annual table
   - Evidence informing the 2017 market-value input; displayed series and growth include calculations: U.S. books-printing shipments were USD xx.xx in 2017; this is a national production anchor for the historical model.
   - Evidence informing the 2018 market-value input; displayed series and growth include calculations: U.S. books-printing shipments were USD xx.xx in 2018.
   - Evidence informing the 2019 market-value input; displayed series and growth include calculations: U.S. books-printing shipments were USD xx.xx in 2019.
   - Evidence informing the 2020 market-value input; displayed series and growth include calculations: U.S. books-printing shipments were USD xx.xx in 2020.
   - Evidence informing the 2021 market-value input; displayed series and growth include calculations: U.S. books-printing shipments were USD xx.xx in 2021.
   - Evidence informing the 2022 market-value input; displayed series and growth include calculations: U.S. books-printing shipments were USD xx.xx in 2022.
   - Evidence informing the 2024 market-value input; displayed series and growth include calculations: U.S. books-printing shipments were USD xx.xx in 2024. This national industrial measure is narrower than the composite global service boundary.

7. U.S. Census Bureau - Book Publishers, All Establishments: Revenue, annual table
   - Evidence informing the 2024 market-value input; displayed series and growth include calculations: The Census annual series reports USD xx.xx of U.S. book-publisher revenue for 2024. A modeled xx.xx% physical-book proportion excludes digital and other adjacent receipts.
   - Evidence informing the 2025 market-value input; displayed series and growth include calculations: The 2024 Census observation replaces an older survey-based U.S. revenue bridge in the demand pool underlying 2025.

8. Scholastic Corporation - Form 10-K for the year ended May 31, 2025

- Evidence informing the 2024 market-value input; displayed series and growth include calculations: Scholastic's fiscal 2024 product, service, production and inventory-reserve costs were xx.xx% of revenue; postage, freight, shipping, fulfillment and other costs were xx.xx%. These broad categories constrain, but do not directly establish, eligible outsourced-service spending.
- Evidence informing the 2025 market-value input; displayed series and growth include calculations: The corresponding fiscal 2025 proportions were xx.xx% and xx.xx%. Royalties and prepublication amortization are separately disclosed, allowing their exclusion from the service-market bridge.
- Evidence informing base-year allocation inputs; displayed values and growth are calculated: Fiscal-2025 product, service, production and inventory-reserve costs were xx.xx% of revenue. The broader cost category constrains the manufacturing spending boundary but does not directly disclose printing-service revenue.
- Evidence informing forecast-year allocation inputs; displayed values and growth are calculated: Fiscal-2025 product, service, production and inventory-reserve costs were xx.xx% of revenue. The broader cost category constrains the manufacturing spending boundary but does not directly disclose printing-service revenue.
- Evidence informing base-year allocation inputs; displayed values and growth are calculated: Prepublication amortization is disclosed separately from production costs, supporting exclusion of adjacent amortization rather than equating it with externally purchased prepress.
- Evidence informing forecast-year allocation inputs; displayed values and growth are calculated: Prepublication amortization is disclosed separately from production costs, supporting exclusion of adjacent amortization rather than equating it with externally purchased prepress.
- Evidence informing base-year allocation inputs; displayed values and growth are calculated: Postage, freight, shipping, fulfillment and other costs were xx.xx% of revenue in fiscal 2025 versus xx.xx% in fiscal 2024. This is a broad buyer-cost check, not an eligible outsourced-fulfillment share.
- Evidence informing forecast-year allocation inputs; displayed values and growth are calculated: Postage, freight, shipping, fulfillment and other costs were xx.xx% of revenue in fiscal 2025 versus xx.xx% in fiscal 2024. This is a broad buyer-cost check, not an eligible outsourced-fulfillment share.
- Evidence informing base-year allocation inputs; displayed values and growth are calculated: Outsourced manufacturing coexists with company-operated distribution. Fiscal-2025 production-related costs were xx.xx% of revenue, constraining the inherited spending bridge rather than directly measuring the assumed route fraction.
- Evidence informing forecast-year allocation inputs; displayed values and growth are calculated: Outsourced manufacturing coexists with company-operated distribution. Fiscal-2025 production-related costs were xx.xx% of revenue, constraining the inherited spending bridge rather than directly measuring the assumed route fraction.
- Evidence informing base-year allocation inputs; displayed values and growth are calculated: Book-club revenue was xx.xx% online-ordered and xx.xx% parent-ordered, while products typically went to classrooms. This challenges the use of online sales as a proxy for the external contractor's delivery model.
- Evidence informing forecast-year allocation inputs; displayed values and growth are calculated: Book-club revenue was xx.xx% online-ordered and xx.xx% parent-ordered, while products typically went to classrooms. This challenges the use of online sales as a proxy for the external contractor's delivery model.
- Evidence informing base-year allocation inputs; displayed values and growth are calculated: Direct printer-to-customer fulfillment is a disclosed option. Broader logistics/other costs were xx.xx% of revenue versus xx.xx% previously, providing a cost-boundary check but no global order-level share or service-price growth observation.
- Evidence informing forecast-year allocation inputs; displayed values and growth are calculated: Direct printer-to-customer fulfillment is a disclosed option. Broader logistics/other costs were xx.xx% of revenue versus xx.xx% previously, providing a cost-boundary check but no global order-level share or service-price growth observation.

9. CEWE achieves all targets in 2025 and aims to further increase revenue and earnings in 2026

- Evidence informing the 2025 market-value input; displayed series and growth include calculations: CEWE reported xx.xx CEWE PHOTOBOOK copies in 2025 versus xx.xx in 2024, supporting a positive specialty-book volume assumption without establishing global adoption.
- Evidence informing the 2026 market-value input; displayed series and growth include calculations: Observed 2025 photobook growth informs the specialty-demand assumption for 2026; the market value remains modeled.
- Evidence informing the 2032 market-value input; displayed series and growth include calculations: The observed specialty-book activity is a starting condition for the forecast, not independent proof of continued growth through 2032.
- Evidence informing the 2040 market-value input; displayed series and growth include calculations: The forecast explicitly slows specialty-demand growth after 2032; this source supplies the initial commercial observation, not the long-term growth rate.
- Evidence informing base-year allocation inputs; displayed values and growth are calculated: CEWE reports xx.xx photobooks in 2025 compared with xx.xx in 2024. This independently establishes specialty-book activity underlying the nonpublisher model, without establishing a global expansion factor.
- Evidence informing forecast-year allocation inputs; displayed values and growth are calculated: CEWE reports xx.xx photobooks in 2025 compared with xx.xx in 2024. This independently establishes specialty-book activity underlying the nonpublisher model, without establishing a global expansion factor.
- Evidence informing base-year allocation inputs; displayed values and growth are calculated: Observed photobook activity supports retaining premium specialty commissions in the manufacturing mix; the binding allocation and unchanged future cohort profile remain assumptions.
- Evidence informing forecast-year allocation inputs; displayed values and growth are calculated: Observed photobook activity supports retaining premium specialty commissions in the manufacturing mix; the binding allocation and unchanged future cohort profile remain assumptions.
- Evidence informing base-year allocation inputs; displayed values and growth are calculated: Reported photobook volumes constrain personal-book activity and the nonpublisher starting condition, not hardcover prevalence or future share.
- Evidence informing forecast-year allocation inputs; displayed values and growth are calculated: Reported photobook volumes constrain personal-book activity and the nonpublisher starting condition, not hardcover prevalence or future share.
- Evidence informing base-year allocation inputs; displayed values and growth are calculated: Photobook activity supports the separate personal-book commissioning block; its softcover fraction remains assumed.
- Evidence informing forecast-year allocation inputs; displayed values and growth are calculated: Photobook activity supports the separate personal-book commissioning block; its softcover fraction remains assumed.
- Evidence informing base-year allocation inputs; displayed values and growth are calculated: Reported photobook copies rose from xx.xx to xx.xx; the narrower 2026 target qualifies strong specialty-growth assumptions.
- Evidence informing forecast-year allocation inputs; displayed values and growth are calculated: Reported photobook copies rose from xx.xx to xx.xx; the narrower 2026 target qualifies strong specialty-growth assumptions.
- Evidence informing base-year allocation inputs; displayed values and growth are calculated: Specialty-book activity constrains the presentation-demand scenario but does not measure gift-box attachment.
- Evidence informing forecast-year allocation inputs; displayed values and growth are calculated: Specialty-book activity constrains the presentation-demand scenario but does not measure gift-box attachment.
- Evidence informing base-year allocation inputs; displayed values and growth are calculated: Reports xx.xx CEWE PHOTOBOOK units in 2025 versus xx.xx in 2024, constraining the specialty-book demand budget without establishing a global process split.
- Evidence informing forecast-year allocation inputs; displayed values and growth are calculated: Reports xx.xx CEWE PHOTOBOOK units in 2025 versus xx.xx in 2024, constraining the specialty-book demand budget without establishing a global process split.
- Evidence informing base-year allocation inputs; displayed values and growth are calculated: Observed photobook activity supports the common photographic-demand input; electrophotographic attribution remains an explicit assumption.
- Evidence informing forecast-year allocation inputs; displayed values and growth are calculated: Observed photobook activity supports the common photographic-demand input; electrophotographic attribution remains an explicit assumption.
- Evidence informing base-year allocation inputs; displayed values and growth are calculated: The photobook

10. Paperback Printing Cost - Kindle Direct Publishing

- Evidence informing the 2025 market-value input; displayed series and growth include calculations: The inspected U.S. paperback schedule charges USD xx.xx plus USD xx.xx per page for the specified regular-trim black-ink category. It provides a contemporary commercial price comparison for the assumed USD xx.xx self-publishing production receipt, not an observed historical price or volume.
- Evidence informing the 2026 market-value input; displayed series and growth include calculations: The schedule distinguishes printing charges from royalties and retail list prices, supporting the production-receipt boundary used in the estimate.
- Evidence informing base-year allocation inputs; displayed values and growth are calculated: The current U.S. regular-trim black-ink schedule uses USD xx.xx plus USD xx.xx per page for the relevant page band, yielding the USD xx.xx representative manufacturing comparator. It anchors relative weights, not an observed global 2025 price or future share.
- Evidence informing forecast-year allocation inputs; displayed values and growth are calculated: The current U.S. regular-trim black-ink schedule uses USD xx.xx plus USD xx.xx per page for the relevant page band, yielding the USD xx.xx representative manufacturing comparator. It anchors relative weights, not an observed global 2025 price or future share.
- Evidence informing base-year allocation inputs; displayed values and growth are calculated: The paperback manufacturing comparator supplies the baseline from which the modeled binding component and hardcover increment are separated.
- Evidence informing forecast-year allocation inputs; displayed values and growth are calculated: The paperback manufacturing comparator supplies the baseline from which the modeled binding component and hardcover increment are separated.
- Evidence informing base-year allocation inputs; displayed values and growth are calculated: The separately identified paperback printing charge constrains the self-publishing production-receipt model and its distinction from retail proceeds.
- Evidence informing forecast-year allocation inputs; displayed values and growth are calculated: The separately identified paperback printing charge constrains the self-publishing production-receipt model and its distinction from retail proceeds.
- Evidence informing base-year allocation inputs; displayed values and growth are calculated: The inspected U.S. regular-trim black-ink schedule charges USD xx.xx plus USD xx.xx per page. It is a contemporary production-charge comparison for the modeled USD xx.xx receipt, not an observed historical Global average.
- Evidence informing forecast-year allocation inputs; displayed values and growth are calculated: The inspected U.S. regular-trim black-ink schedule charges USD xx.xx plus USD xx.xx per page. It is a contemporary production-charge comparison for the modeled USD xx.xx receipt, not an observed historical Global average.
- Evidence informing base-year allocation inputs; displayed values and growth are calculated: The relevant current U.S. paperback printing schedule is USD xx.xx plus USD xx.xx per page, giving USD xx.xx at xx.xx pages. This is a commercial price comparison for creator-production receipts, not proof of 2025 realization, volume or fulfillment mix.
- Evidence informing forecast-year allocation inputs; displayed values and growth are calculated: The relevant current U.S. paperback printing schedule is USD xx.xx plus USD xx.xx per page, giving USD xx.xx at xx.xx pages. This is a commercial price comparison for creator-production receipts, not proof of 2025 realization, volume or fulfillment mix.
- Evidence informing base-year allocation inputs; displayed values and growth are calculated: The current U.S. regular-trim black-ink schedule of USD xx.xx plus USD xx.xx per page gives USD xx.xx at xx.xx pages, a magnitude check for modeled single-copy receipts. It establishes neither global volume nor historical or forecast share.
- Evidence informing forecast-year allocation inputs; displayed values and growth are calculated: The current U.S. regular-trim black-ink schedule of USD xx.xx plus USD xx.xx per page gives USD xx.xx at xx.xx pages, a magnitude check for modeled single-copy receipts. It establishes neither global volume nor historical or forecast share.
- Evidence informing base-year allocation inputs; displayed values and growth are calculated: The current U.S. regular-trim black-ink schedule charges USD xx.xx plus USD xx.xx per page, yielding USD xx.xx for xx.xx pages. This is a contemporary price comparator, not a historical global average. ([kdp.amazon.com](https://kdp.amazon.com/en_US/help/topic/G201834340))
- Evidence informing forecast-year allocation inputs; displayed values and growth are calculated: The current U.S. regular-trim black-ink schedule charges USD xx.xx plus USD xx.xx per page, yielding USD xx.xx for xx.xx pages. This is a contemporary price comparator, not a historical global average. ([kdp.amazon.com](https://kdp.amazon.com/en_US/help/topic/G201834340))
- Evidence informing base-year allocation inputs; displayed values and growth are calculated: The comparable standard and premium color charges calculate to USD xx.xx and USD xx.xx. They constrain relative

11. European Book Publishing Statistics 2017

- Evidence informing the 2017 market-value input; displayed series and growth include calculations: The association's primary survey reports approximately EUR xx.xx of European net publisher revenue for 2017, constraining the pre-pandemic demand level.

12. European Book Publishing Statistics 2019

- Evidence informing the 2018 market-value input; displayed series and growth include calculations: The association reports approximately EUR xx.xx of publisher revenue for 2018.
- Evidence informing the 2019 market-value input; displayed series and growth include calculations: The association reports approximately EUR xx.xx for 2019 and identifies a questionnaire change that limits exact comparability with earlier observations.

13. 2021 年新闻出版产业分析报告

- Evidence informing the 2020 market-value input; displayed series and growth include calculations: The official report's 2021 comparison identifies a substantial rebound from 2020, constraining the pandemic-recovery bridge.
- Evidence informing the 2021 market-value input; displayed series and growth include calculations: China reported xx.xx book copies or sheets in 2021, up xx.xx%; the report also distinguishes textbook output and reprints.
- Evidence informing base-year allocation inputs; displayed values and growth are calculated: China's official 2021 textbook share was xx.xx% of book copies. It supplies an older educational-activity proxy, not a monochrome share.
([nppa.gov.cn](https://www.nppa.gov.cn/xxgk/fdzdgknr/tjxx/xx.xx/P020230530667517704140.pdf))
- Evidence informing forecast-year allocation inputs; displayed values and growth are calculated: China's official 2021 textbook share was xx.xx% of book copies. It supplies an older educational-activity proxy, not a monochrome share.
([nppa.gov.cn](https://www.nppa.gov.cn/xxgk/fdzdgknr/tjxx/xx.xx/P020230530667517704140.pdf))
- Evidence informing base-year allocation inputs; displayed values and growth are calculated: The textbook copy proportion constrains educational exposure; comparable monetary intensity and spot-color incidence are modeled separately.
([nppa.gov.cn](https://www.nppa.gov.cn/xxgk/fdzdgknr/tjxx/xx.xx/P020230530667517704140.pdf))
- Evidence informing forecast-year allocation inputs; displayed values and growth are calculated: The textbook copy proportion constrains educational exposure; comparable monetary intensity and spot-color incidence are modeled separately.
([nppa.gov.cn](https://www.nppa.gov.cn/xxgk/fdzdgknr/tjxx/xx.xx/P020230530667517704140.pdf))
- Evidence informing base-year allocation inputs; displayed values and growth are calculated: The educational-activity observation contributes to the shared demand proxy carried into the full-color base and forecast models; no color split is reported.
([nppa.gov.cn](https://www.nppa.gov.cn/xxgk/fdzdgknr/tjxx/xx.xx/P020230530667517704140.pdf))
- Evidence informing forecast-year allocation inputs; displayed values and growth are calculated: The educational-activity observation contributes to the shared demand proxy carried into the full-color base and forecast models; no color split is reported.
([nppa.gov.cn](https://www.nppa.gov.cn/xxgk/fdzdgknr/tjxx/xx.xx/P020230530667517704140.pdf))

14. European Book Publishing Statistics 2023

- Evidence informing the 2022 market-value input; displayed series and growth include calculations: European net publisher revenue was approximately EUR xx.xx in 2022; the association describes paper-cost pressure and price-led growth.

15. Hardcover Printing Cost - Kindle Direct Publishing
    - Evidence informing base-year allocation inputs; displayed values and growth are calculated: The current U.S. regular-trim hardcover schedule uses USD xx.xx plus USD xx.xx per page in the relevant band. Comparison with paperback charges constrains the premium-equivalent manufacturing model.
    - Evidence informing forecast-year allocation inputs; displayed values and growth are calculated: The current U.S. regular-trim hardcover schedule uses USD xx.xx plus USD xx.xx per page in the relevant band. Comparison with paperback charges constrains the premium-equivalent manufacturing model.
    - Evidence informing base-year allocation inputs; displayed values and growth are calculated: The USD xx.xx fixed-charge difference supplies the POD premium input; the xx.xx% commercial-run realization and premium incidence are explicitly modeled rather than disclosed.
    - Evidence informing forecast-year allocation inputs; displayed values and growth are calculated: The USD xx.xx fixed-charge difference supplies the POD premium input; the xx.xx% commercial-run realization and premium incidence are explicitly modeled rather than disclosed.
16. User Fees - University of Wisconsin-Milwaukee Print & Copy Services
    - Evidence informing base-year allocation inputs; displayed values and growth are calculated: The university service schedule separately prices preflight/prepress preparation at USD xx.xx per hour, establishing a paid preparation activity rather than an automatic component of every printing-platform purchase.
    - Evidence informing forecast-year allocation inputs; displayed values and growth are calculated: The university service schedule separately prices preflight/prepress preparation at USD xx.xx per hour, establishing a paid preparation activity rather than an automatic component of every printing-platform purchase.
    - Evidence informing base-year allocation inputs; displayed values and growth are calculated: Perfect binding is listed at USD xx.xx-xx.xx per book. The lower endpoint is the model's basic-binding comparator, not a measured worldwide realization.
    - Evidence informing forecast-year allocation inputs; displayed values and growth are calculated: Perfect binding is listed at USD xx.xx-xx.xx per book. The lower endpoint is the model's basic-binding comparator, not a measured worldwide realization.

17. How Much Does It Cost to Print a Book? - QinPrinting
    - Evidence informing base-year allocation inputs; displayed values and growth are calculated: The supplier's delivered xx.xx-page, xx.xx-copy color-book examples list USD xx.xx for softcover and USD xx.xx for hardcover. They provide a commercial-run countercheck, with delivery and product differences preventing direct substitution.
    - Evidence informing forecast-year allocation inputs; displayed values and growth are calculated: The supplier's delivered xx.xx-page, xx.xx-copy color-book examples list USD xx.xx for softcover and USD xx.xx for hardcover. They provide a commercial-run countercheck, with delivery and product differences preventing direct substitution.
    - Evidence informing base-year allocation inputs; displayed values and growth are calculated: The smaller hardcover premium in this offset example qualifies extrapolation of the full POD hardcover increment into binding revenue.
    - Evidence informing forecast-year allocation inputs; displayed values and growth are calculated: The smaller hardcover premium in this offset example qualifies extrapolation of the full POD hardcover increment into binding revenue.
    - Evidence informing base-year allocation inputs; displayed values and growth are calculated: Comparable hardcover and softcover quotations constrain the assumed relative manufacturing realization after scope adjustments.
    - Evidence informing forecast-year allocation inputs; displayed values and growth are calculated: Comparable hardcover and softcover quotations constrain the assumed relative manufacturing realization after scope adjustments.
    - Evidence informing base-year allocation inputs; displayed values and growth are calculated: Softcover prices provide a commercial comparison, not a historical global average.
    - Evidence informing forecast-year allocation inputs; displayed values and growth are calculated: Softcover prices provide a commercial comparison, not a historical global average.
    - Evidence informing base-year allocation inputs; displayed values and growth are calculated: Board-book quotations constrain the assumed production receipt; delivery and duties require adjustment.
    - Evidence informing forecast-year allocation inputs; displayed values and growth are calculated: Board-book quotations constrain the assumed production receipt; delivery and duties require adjustment.
    - Evidence informing base-year allocation inputs; displayed values and growth are calculated: Mechanical-binding quotations constrain the unit-receipt assumption, not incidence.
    - Evidence informing forecast-year allocation inputs; displayed values and growth are calculated: Mechanical-binding quotations constrain the unit-receipt assumption, not incidence.
    - Evidence informing base-year allocation inputs; displayed values and growth are calculated: Short-booklet quotations constrain the lower realization used for eligible saddle-stitched books.
    - Evidence informing forecast-year allocation inputs; displayed values and growth are calculated: Short-booklet quotations constrain the lower realization used for eligible saddle-stitched books.
18. Book Wrap Mailers / Book Boxes - Packaging ONE
    - Evidence informing base-year allocation inputs; displayed values and growth are calculated: The manufacturer lists MP2 book mailers at GBP xx.xx each for xx.xx packs of xx.xx excluding VAT. The converted unit price supplies the packaging-creation value proxy, not a global average or a historical quote.
    - Evidence informing forecast-year allocation inputs; displayed values and growth are calculated: The manufacturer lists MP2 book mailers at GBP xx.xx each for xx.xx packs of xx.xx excluding VAT. The converted unit price supplies the packaging-creation value proxy, not a global average or a historical quote.
    - Evidence informing base-year allocation inputs; displayed values and growth are calculated: The enclosure price forms the other side of the creation-versus-packing ratio. One comparable enclosure per packing unit is an explicit activity-matching assumption.
    - Evidence informing forecast-year allocation inputs; displayed values and growth are calculated: The enclosure price forms the other side of the creation-versus-packing ratio. One comparable enclosure per packing unit is an explicit activity-matching assumption.

19. Foreign Exchange Rates - G.5A Annual, January 5, 2026
    - Evidence informing base-year allocation inputs; displayed values and growth are calculated: The official 2025 annual average is USD xx.xx per GBP. It converts the GBP packaging comparator into the common monetary basis used in the starting allocation.
    - Evidence informing forecast-year allocation inputs; displayed values and growth are calculated: The official 2025 annual average is USD xx.xx per GBP. It converts the GBP packaging comparator into the common monetary basis used in the starting allocation.
    - Evidence informing base-year allocation inputs; displayed values and growth are calculated: The same conversion supports the common-currency packaging/packing denominator inherited by the forecast; no 2032 exchange rate is asserted.
    - Evidence informing forecast-year allocation inputs; displayed values and growth are calculated: The same conversion supports the common-currency packaging/packing denominator inherited by the forecast; no 2032 exchange rate is asserted.
20. Optional Book Publishing Services - InstantPublisher
    - Evidence informing base-year allocation inputs; displayed values and growth are calculated: The provider lists layout/typesetting at USD xx.xx per page with a USD xx.xx minimum. This supports the preparation-spending feasibility check, with purchase incidence and copies per job remaining assumptions.
    - Evidence informing forecast-year allocation inputs; displayed values and growth are calculated: The provider lists layout/typesetting at USD xx.xx per page with a USD xx.xx minimum. This supports the preparation-spending feasibility check, with purchase incidence and copies per job remaining assumptions.
    - Evidence informing base-year allocation inputs; displayed values and growth are calculated: Individual shrink-wrapping is listed at USD xx.xx each plus USD xx.xx setup. Amortizing setup over an assumed xx.xx copies gives the USD xx.xx packing comparator.
    - Evidence informing forecast-year allocation inputs; displayed values and growth are calculated: Individual shrink-wrapping is listed at USD xx.xx each plus USD xx.xx setup. Amortizing setup over an assumed xx.xx copies gives the USD xx.xx packing comparator.
21. How Does Merchant Pricing Work for Ecommerce Stores? - Lulu Direct
    - Evidence informing base-year allocation inputs; displayed values and growth are calculated: The September 2026 merchant-pricing explanation identifies a USD xx.xx fulfillment fee and separates merchant retail receipts from payments for supplier production, shipping and taxes. The fee is a contemporary feasibility comparator, not verified 2025 penetration or a future charge.
    - Evidence informing forecast-year allocation inputs; displayed values and growth are calculated: The September 2026 merchant-pricing explanation identifies a USD xx.xx fulfillment fee and separates merchant retail receipts from payments for supplier production, shipping and taxes. The fee is a contemporary feasibility comparator, not verified 2025 penetration or a future charge.
    - Evidence informing base-year allocation inputs; displayed values and growth are calculated: Merchant retail receipts are separate from payments for printing and fulfillment. The current page lists a USD xx.xx fulfillment fee, with shipping and taxes separately calculated. This supports the service-value boundary, not a historical average fee or global order volume.
    - Evidence informing forecast-year allocation inputs; displayed values and growth are calculated: Merchant retail receipts are separate from payments for printing and fulfillment. The current page lists a USD xx.xx fulfillment fee, with shipping and taxes separately calculated. This supports the service-value boundary, not a historical average fee or global order volume.
    - Evidence informing base-year allocation inputs; displayed values and growth are calculated: Lulu identifies separate retail and production/fulfillment transactions and a USD xx.xx fulfillment fee. This supports excluding merchant retail margins from production-service value and avoiding automatic procurement-channel classification from the storefront.
    - Evidence informing forecast-year allocation inputs; displayed values and growth are calculated: Lulu identifies separate retail and production/fulfillment transactions and a USD xx.xx fulfillment fee. This supports excluding merchant retail margins from production-service value and avoiding automatic procurement-channel classification from the storefront.

22. AAP December 2025 StatShot Report

- Evidence informing base-year allocation inputs; displayed values and growth are calculated: The primary monthly reporting panel's full-year 2025 trade figures show paperback revenue down xx.xx%. This qualifies broad physical-book growth assumptions and supplies directional mix evidence only.
- Evidence informing forecast-year allocation inputs; displayed values and growth are calculated: The primary monthly reporting panel's full-year 2025 trade figures show paperback revenue down xx.xx%. This qualifies broad physical-book growth assumptions and supplies directional mix evidence only.
- Evidence informing base-year allocation inputs; displayed values and growth are calculated: The same approximately xx.xx-publisher panel shows hardcover revenue up xx.xx%. It supports a modest premium-mix hypothesis but neither measures global binding spending nor proves the forecast.
- Evidence informing forecast-year allocation inputs; displayed values and growth are calculated: The same approximately xx.xx-publisher panel shows hardcover revenue up xx.xx%. It supports a modest premium-mix hypothesis but neither measures global binding spending nor proves the forecast.
- Evidence informing base-year allocation inputs; displayed values and growth are calculated: Direct-participant 2025 hardback revenue of approximately USD xx.xx anchors the adjusted conventional-format model; it is not printing revenue or a global share.
- Evidence informing forecast-year allocation inputs; displayed values and growth are calculated: Direct-participant 2025 hardback revenue of approximately USD xx.xx anchors the adjusted conventional-format model; it is not printing revenue or a global share.
- Evidence informing base-year allocation inputs; displayed values and growth are calculated: Reported paperback revenue of approximately USD xx.xx plus USD xx.xx mass-market revenue supplies the comparison input. Reported annual movements qualify the forecast starting mix, not its future persistence.
- Evidence informing forecast-year allocation inputs; displayed values and growth are calculated: Reported paperback revenue of approximately USD xx.xx plus USD xx.xx mass-market revenue supplies the comparison input. Reported annual movements qualify the forecast starting mix, not its future persistence.
- Evidence informing base-year allocation inputs; displayed values and growth are calculated: Direct publisher-sample religious and trade physical-format receipts provide a category-intensity proxy, subject to explicit geographic and coverage adjustments.
- Evidence informing forecast-year allocation inputs; displayed values and growth are calculated: Direct publisher-sample religious and trade physical-format receipts provide a category-intensity proxy, subject to explicit geographic and coverage adjustments.
- Evidence informing base-year allocation inputs; displayed values and growth are calculated: Reported professional-book receipts and their 2025 decline challenge assumptions of automatic growth from recurring reference relationships.
- Evidence informing forecast-year allocation inputs; displayed values and growth are calculated: Reported professional-book receipts and their 2025 decline challenge assumptions of automatic growth from recurring reference relationships.

23. Print and Associated Services Framework - Lot 1 Buyer Guide: Framework Objectives
    - Evidence informing base-year allocation inputs; displayed values and growth are calculated: The public purchasing framework separately specifies production-management advice. It establishes a purchased responsibility but not a global fee rate or permission to count subcontract pass-through as retained revenue.
    - Evidence informing forecast-year allocation inputs; displayed values and growth are calculated: The public purchasing framework separately specifies production-management advice. It establishes a purchased responsibility but not a global fee rate or permission to count subcontract pass-through as retained revenue.
    - Evidence informing base-year allocation inputs; displayed values and growth are calculated: The framework also specifies finished-goods stock holding and call-off, with required holding costs included in the print-job price. This supports allocating embedded production-linked fulfillment rather than restricting the category to standalone invoices.
    - Evidence informing forecast-year allocation inputs; displayed values and growth are calculated: The framework also specifies finished-goods stock holding and call-off, with required holding costs included in the print-job price. This supports allocating embedded production-linked fulfillment rather than restricting the category to standalone invoices.
    - Evidence informing base-year allocation inputs; displayed values and growth are calculated: Finished goods may be held for call-off, with storage included in the print job where required. This supports consolidated releases as a production-linked arrangement without assuming every release is an individual order.
    - Evidence informing forecast-year allocation inputs; displayed values and growth are calculated: Finished goods may be held for call-off, with storage included in the print job where required. This supports consolidated releases as a production-linked arrangement without assuming every release is an individual order.
    - Evidence informing base-year allocation inputs; displayed values and growth are calculated: Contractors maintain designated distribution lists, deliver to nominated addresses and receive job-specific copy allocations, supporting the modeled list-delivery category.
    - Evidence informing forecast-year allocation inputs; displayed values and growth are calculated: Contractors maintain designated distribution lists, deliver to nominated addresses and receive job-specific copy allocations, supporting the modeled list-delivery category.
    - Evidence informing base-year allocation inputs; displayed values and growth are calculated: The coexistence of stock holding, call-off and distribution-list obligations supports separating production trigger from fulfillment responsibility; call-off alone does not establish transaction-level fulfillment.
    - Evidence informing forecast-year allocation inputs; displayed values and growth are calculated: The coexistence of stock holding, call-off and distribution-list obligations supports separating production trigger from fulfillment responsibility; call-off alone does not establish transaction-level fulfillment.

24. Frequently Asked Questions - IngramSpark
    - Evidence informing base-year allocation inputs; displayed values and growth are calculated: IngramSpark states that it does not provide editing, typesetting or design services. This counterexample prevents treating all platform manufacturing commissions as purchases of professional preparation services.
    - Evidence informing forecast-year allocation inputs; displayed values and growth are calculated: IngramSpark states that it does not provide editing, typesetting or design services. This counterexample prevents treating all platform manufacturing commissions as purchases of professional preparation services.
    - Evidence informing base-year allocation inputs; displayed values and growth are calculated: The provider permits nonexclusive sourcing when the customer owns its ISBN and does not offer editing, typesetting or design. These terms constrain the author service boundary, not adoption or revenue growth.
    - Evidence informing forecast-year allocation inputs; displayed values and growth are calculated: The provider permits nonexclusive sourcing when the customer owns its ISBN and does not offer editing, typesetting or design. These terms constrain the author service boundary, not adoption or revenue growth.
    - Evidence informing base-year allocation inputs; displayed values and growth are calculated: IngramSpark permits nonexclusive use of other printers, distributors and fulfillment providers when publishers own their ISBN. This establishes an alternative-sourcing option, not observed switching or a numerical channel allocation.
    - Evidence informing forecast-year allocation inputs; displayed values and growth are calculated: IngramSpark permits nonexclusive use of other printers, distributors and fulfillment providers when publishers own their ISBN. This establishes an alternative-sourcing option, not observed switching or a numerical channel allocation.
25. Packaging Printing & Production - Imago Group
    - Evidence informing base-year allocation inputs; displayed values and growth are calculated: The supplier identifies book slipcases, clamshell cases, tray-and-lid constructions and multicomponent publisher packaging. This supports the enclosure-production boundary and the limitation of a simple mailer-price proxy; it does not supply sales weights.
    - Evidence informing forecast-year allocation inputs; displayed values and growth are calculated: The supplier identifies book slipcases, clamshell cases, tray-and-lid constructions and multicomponent publisher packaging. This supports the enclosure-production boundary and the limitation of a simple mailer-price proxy; it does not supply sales weights.
26. Services - Bridgeport National Bindery
    - Evidence informing base-year allocation inputs; displayed values and growth are calculated: The short-run book-production portfolio separately lists shrink-wrapping and set packing. It establishes commercial packing activity distinct from enclosure manufacture and binding, without measuring its revenue.
    - Evidence informing forecast-year allocation inputs; displayed values and growth are calculated: The short-run book-production portfolio separately lists shrink-wrapping and set packing. It establishes commercial packing activity distinct from enclosure manufacture and binding, without measuring its revenue.
27. Terms and Conditions - CPI Print Germany
    - Evidence informing base-year allocation inputs; displayed values and growth are calculated: Published terms distinguish ex-works production prices from packaging, freight and postage and reserve specified input-cost adjustment rights. They support comparable-scope valuation but do not establish realized inflation.
    - Evidence informing forecast-year allocation inputs; displayed values and growth are calculated: Published terms distinguish ex-works production prices from packaging, freight and postage and reserve specified input-cost adjustment rights. They support comparable-scope valuation but do not establish realized inflation.
    - Evidence informing base-year allocation inputs; displayed values and growth are calculated: Separate treatment of forwarding and storage responsibilities supports the eligible production-linked service boundary; contractual rights do not prove the assumed future fee-growth rate.
    - Evidence informing forecast-year allocation inputs; displayed values and growth are calculated: Separate treatment of forwarding and storage responsibilities supports the eligible production-linked service boundary; contractual rights do not prove the assumed future fee-growth rate.

28. ONIX Codelists Issue 75 - List 150: Product Form
    - Evidence informing base-year allocation inputs; displayed values and growth are calculated: BB identifies hardback/cased books.
    - Evidence informing forecast-year allocation inputs; displayed values and growth are calculated: BB identifies hardback/cased books.
    - Evidence informing base-year allocation inputs; displayed values and growth are calculated: BC identifies paperback/softback books.
    - Evidence informing forecast-year allocation inputs; displayed values and growth are calculated: BC identifies paperback/softback books.
    - Evidence informing base-year allocation inputs; displayed values and growth are calculated: BH distinguishes board-page books from conventional books with rigid covers.
    - Evidence informing forecast-year allocation inputs; displayed values and growth are calculated: BH distinguishes board-page books from conventional books with rigid covers.
    - Evidence informing base-year allocation inputs; displayed values and growth are calculated: BE groups spiral, comb and coil forms.
    - Evidence informing forecast-year allocation inputs; displayed values and growth are calculated: BE groups spiral, comb and coil forms.
    - Evidence informing base-year allocation inputs; displayed values and growth are calculated: BD identifies loose-leaf books.
    - Evidence informing forecast-year allocation inputs; displayed values and growth are calculated: BD identifies loose-leaf books.
    - Evidence informing base-year allocation inputs; displayed values and growth are calculated: BF includes stapled short books; nonbook uses are excluded from the model.
    - Evidence informing forecast-year allocation inputs; displayed values and growth are calculated: BF includes stapled short books; nonbook uses are excluded from the model.
    - Evidence informing base-year allocation inputs; displayed values and growth are calculated: BL recognizes slide-bound books without measuring current sales.
    - Evidence informing forecast-year allocation inputs; displayed values and growth are calculated: BL recognizes slide-bound books without measuring current sales.
    - Evidence informing base-year allocation inputs; displayed values and growth are calculated: BO recognizes continuous concertina-fold books; nonbook charts are excluded.
    - Evidence informing forecast-year allocation inputs; displayed values and growth are calculated: BO recognizes continuous concertina-fold books; nonbook charts are excluded.
    - Evidence informing base-year allocation inputs; displayed values and growth are calculated: BI identifies textile-page books, not cloth-covered paper books.
    - Evidence informing forecast-year allocation inputs; displayed values and growth are calculated: BI identifies textile-page books, not cloth-covered paper books.
    - Evidence informing base-year allocation inputs; displayed values and growth are calculated: BJ identifies waterproof bath-book forms.
    - Evidence informing forecast-year allocation inputs; displayed values and growth are calculated: BJ identifies waterproof bath-book forms.
    - Evidence informing base-year allocation inputs; displayed values and growth are calculated: BP identifies foam-page and foam-cover books.
    - Evidence informing forecast-year allocation inputs; displayed values and growth are calculated: BP identifies foam-page and foam-cover books.

29. Thomson Reuters - Fourth-Quarter and Full-Year 2025 Results
    - Evidence informing base-year allocation inputs; displayed values and growth are calculated: Global Print revenue and contraction constrain professional-print scale and substitution direction; content receipts are not treated as loose-leaf service revenue.
    - Evidence informing forecast-year allocation inputs; displayed values and growth are calculated: Global Print revenue and contraction constrain professional-print scale and substitution direction; content receipts are not treated as loose-leaf service revenue.
30. Lulu - Discontinuing Saddle Stitch in Global Distribution
    - Evidence informing base-year allocation inputs; displayed values and growth are calculated: Provider-specific wholesale distribution restrictions establish a channel constraint, not a global sales weight or measured forecast decline.
    - Evidence informing forecast-year allocation inputs; displayed values and growth are calculated: Provider-specific wholesale distribution restrictions establish a channel constraint, not a global sales weight or measured forecast decline.
31. MAGACOPY Sofia - Copying and Printing Prices
    - Evidence informing base-year allocation inputs; displayed values and growth are calculated: A current EUR xx.xx binding-only charge establishes a live commercial service and a price-scope comparison; full-book USD receipts and incidence remain assumed.
    - Evidence informing forecast-year allocation inputs; displayed values and growth are calculated: A current EUR xx.xx binding-only charge establishes a live commercial service and a price-scope comparison; full-book USD receipts and incidence remain assumed.
32. Imago Group - Spotlight on Children's Books for National Young Readers Week
    - Evidence informing base-year allocation inputs; displayed values and growth are calculated: The company's children's portfolio supports board-book commercial classification, not order volumes.
    - Evidence informing forecast-year allocation inputs; displayed values and growth are calculated: The company's children's portfolio supports board-book commercial classification, not order volumes.
    - Evidence informing base-year allocation inputs; displayed values and growth are calculated: Cloth-book offerings support the textile-page category premise, not its modeled incidence.
    - Evidence informing forecast-year allocation inputs; displayed values and growth are calculated: Cloth-book offerings support the textile-page category premise, not its modeled incidence.
    - Evidence informing base-year allocation inputs; displayed values and growth are calculated: Bath-book offerings support a separate commercial category; sales and service receipts are undisclosed.
    - Evidence informing forecast-year allocation inputs; displayed values and growth are calculated: Bath-book offerings support a separate commercial category; sales and service receipts are undisclosed.
33. Pegasus - My First Book of Shapes: EVA Foam Book
    - Evidence informing base-year allocation inputs; displayed values and growth are calculated: The dated 2025 product identifies foam pages and supports commercial-status and classification checks, not global volume or supplier realization.
    - Evidence informing forecast-year allocation inputs; displayed values and growth are calculated: The dated 2025 product identifies foam pages and supports commercial-status and classification checks, not global volume or supplier realization.

34. U.S. Consumer Product Safety Commission - Children's Books
    - Evidence informing base-year allocation inputs; displayed values and growth are calculated: Product classification and intended audience affect commercial compliance accountability; no numerical surcharge is inferred.
    - Evidence informing forecast-year allocation inputs; displayed values and growth are calculated: Product classification and intended audience affect commercial compliance accountability; no numerical surcharge is inferred.
    - Evidence informing base-year allocation inputs; displayed values and growth are calculated: The exemption boundary supports separate classification rather than assumed conventional-book treatment.
    - Evidence informing forecast-year allocation inputs; displayed values and growth are calculated: The exemption boundary supports separate classification rather than assumed conventional-book treatment.
    - Evidence informing base-year allocation inputs; displayed values and growth are calculated: Compliance classification is retained as an uncertainty, not an exclusion or measured price premium.
    - Evidence informing forecast-year allocation inputs; displayed values and growth are calculated: Compliance classification is retained as an uncertainty, not an exclusion or measured price premium.
    - Evidence informing base-year allocation inputs; displayed values and growth are calculated: Specialty construction does not itself establish ordinary-book exemption eligibility or market inactivity.
    - Evidence informing forecast-year allocation inputs; displayed values and growth are calculated: Specialty construction does not itself establish ordinary-book exemption eligibility or market inactivity.
35. Puget Bindery - Services
    - Evidence informing base-year allocation inputs; displayed values and growth are calculated: The provider identifies training manuals and reference guides as mechanical-binding applications, supporting the commissioning premise without measuring sales incidence.
    - Evidence informing forecast-year allocation inputs; displayed values and growth are calculated: The provider identifies training manuals and reference guides as mechanical-binding applications, supporting the commissioning premise without measuring sales incidence.
    - Evidence informing base-year allocation inputs; displayed values and growth are calculated: Lists commercial letterpress book plates and specialty inserts, supporting a component-service model rather than attribution of the entire book price.
    - Evidence informing forecast-year allocation inputs; displayed values and growth are calculated: Lists commercial letterpress book plates and specialty inserts, supporting a component-service model rather than attribution of the entire book price.
    - Evidence informing base-year allocation inputs; displayed values and growth are calculated: The bindery identifies commercial printers, publishers and corporate print buyers as customers and excludes direct-to-consumer sales. This supports trade-purchasing attribution but supplies no sales percentage.
    - Evidence informing forecast-year allocation inputs; displayed values and growth are calculated: The bindery identifies commercial printers, publishers and corporate print buyers as customers and excludes direct-to-consumer sales. This supports trade-purchasing attribution but supplies no sales percentage.

36. ONIX Codelists Issue 75 - List 80: Product Packaging Type
    - Evidence informing base-year allocation inputs; displayed values and growth are calculated: Separates single-item and multivolume slipcases; supplies classification, not sales weights.
    - Evidence informing forecast-year allocation inputs; displayed values and growth are calculated: Separates single-item and multivolume slipcases; supplies classification, not sales weights.
    - Evidence informing base-year allocation inputs; displayed values and growth are calculated: Distinguishes lidded boxes from slipcase-style boxed sets.
    - Evidence informing forecast-year allocation inputs; displayed values and growth are calculated: Distinguishes lidded boxes from slipcase-style boxed sets.
    - Evidence informing base-year allocation inputs; displayed values and growth are calculated: Open-ended wraparound sleeves are distinct from enclosed wrapping.
    - Evidence informing forecast-year allocation inputs; displayed values and growth are calculated: Open-ended wraparound sleeves are distinct from enclosed wrapping.
    - Evidence informing base-year allocation inputs; displayed values and growth are calculated: Recognizes envelope-like slip-sleeves and wallets or folders.
    - Evidence informing forecast-year allocation inputs; displayed values and growth are calculated: Recognizes envelope-like slip-sleeves and wallets or folders.
    - Evidence informing base-year allocation inputs; displayed values and growth are calculated: Recognizes pouch and bag packaging independently.
    - Evidence informing forecast-year allocation inputs; displayed values and growth are calculated: Recognizes pouch and bag packaging independently.
    - Evidence informing base-year allocation inputs; displayed values and growth are calculated: Separately recognizes shrink-wrapped products and bundles.
    - Evidence informing forecast-year allocation inputs; displayed values and growth are calculated: Separately recognizes shrink-wrapped products and bundles.
    - Evidence informing base-year allocation inputs; displayed values and growth are calculated: Defines formed-plastic clamshells and card-backed blister packaging as distinct constructions.
    - Evidence informing forecast-year allocation inputs; displayed values and growth are calculated: Defines formed-plastic clamshells and card-backed blister packaging as distinct constructions.
    - Evidence informing base-year allocation inputs; displayed values and growth are calculated: Explicitly recognizes book browse-prevention closures.
    - Evidence informing forecast-year allocation inputs; displayed values and growth are calculated: Explicitly recognizes book browse-prevention closures.

37. U.S. Government Publishing Office - Program 827-S: Federal Aviation Administration Books, Contract Pricing and Specifications

- Evidence informing base-year allocation inputs; displayed values and growth are calculated: Historical evaluation quantities provide a container-heavy institutional purchasing counterexample, not global shipment shares.
- Evidence informing forecast-year allocation inputs; displayed values and growth are calculated: Historical evaluation quantities provide a container-heavy institutional purchasing counterexample, not global shipment shares.
- Evidence informing base-year allocation inputs; displayed values and growth are calculated: Separately identifies kraft-envelope packing within the book procurement.
- Evidence informing forecast-year allocation inputs; displayed values and growth are calculated: Separately identifies kraft-envelope packing within the book procurement.
- Evidence informing base-year allocation inputs; displayed values and growth are calculated: Identifies cushioned shipping bags as an eligible book-order enclosure.
- Evidence informing forecast-year allocation inputs; displayed values and growth are calculated: Identifies cushioned shipping bags as an eligible book-order enclosure.
- Evidence informing base-year allocation inputs; displayed values and growth are calculated: Includes wrapped shipping bundles as an alternative purchasing configuration.
- Evidence informing forecast-year allocation inputs; displayed values and growth are calculated: Includes wrapped shipping bundles as an alternative purchasing configuration.
- Evidence informing base-year allocation inputs; displayed values and growth are calculated: Requires packing and filler separately from the external enclosure.
- Evidence informing forecast-year allocation inputs; displayed values and growth are calculated: Requires packing and filler separately from the external enclosure.
- Evidence informing base-year allocation inputs; displayed values and growth are calculated: Identifies closure tape and securing straps independently of container construction.
- Evidence informing forecast-year allocation inputs; displayed values and growth are calculated: Identifies closure tape and securing straps independently of container construction.

38. U.S. Government Publishing Office - Print Order Form 2511 Instructions
    - Evidence informing base-year allocation inputs; displayed values and growth are calculated: Specifies paper-banded sets separately from shrink-wrapped sets.
    - Evidence informing forecast-year allocation inputs; displayed values and growth are calculated: Specifies paper-banded sets separately from shrink-wrapped sets.
    - Evidence informing base-year allocation inputs; displayed values and growth are calculated: Describes shrink-wrapped units nested within cartons, supporting component attribution.
    - Evidence informing forecast-year allocation inputs; displayed values and growth are calculated: Describes shrink-wrapped units nested within cartons, supporting component attribution.
    - Evidence informing base-year allocation inputs; displayed values and growth are calculated: Distinguishes internal packaging, container quantities and pallet requirements.
    - Evidence informing forecast-year allocation inputs; displayed values and growth are calculated: Distinguishes internal packaging, container quantities and pallet requirements.
    - Evidence informing base-year allocation inputs; displayed values and growth are calculated: The instructions distinguish nominated delivery addresses and warehouse receiving arrangements, supporting the receiving-point attribution premise, not an observed consolidated market share.
    - Evidence informing forecast-year allocation inputs; displayed values and growth are calculated: The instructions distinguish nominated delivery addresses and warehouse receiving arrangements, supporting the receiving-point attribution premise, not an observed consolidated market share.
    - Evidence informing base-year allocation inputs; displayed values and growth are calculated: Supplemental distribution lists accommodate multiple destinations, supporting the distinction between preallocated destination delivery and a single receiving-point handoff.
    - Evidence informing forecast-year allocation inputs; displayed values and growth are calculated: Supplemental distribution lists accommodate multiple destinations, supporting the distinction between preallocated destination delivery and a single receiving-point handoff.
    - Evidence informing base-year allocation inputs; displayed values and growth are calculated: GPO specifies black interior inks separately from cover inks, supporting the monochrome classification and underlying-book attribution premise, not its modeled sales weight. ([gpo.gov](https://www.gpo.gov/docs/default-source/forms-standards-pdf-files/2511_instructions.pdf))
    - Evidence informing forecast-year allocation inputs; displayed values and growth are calculated: GPO specifies black interior inks separately from cover inks, supporting the monochrome classification and underlying-book attribution premise, not its modeled sales weight. ([gpo.gov](https://www.gpo.gov/docs/default-source/forms-standards-pdf-files/2511_instructions.pdf))
    - Evidence informing base-year allocation inputs; displayed values and growth are calculated: Designated Pantone specifications are recognized for interior inks, supporting a separate spot-color commercial category without measuring its share. ([gpo.gov](https://www.gpo.gov/docs/default-source/forms-standards-pdf-files/2511_instructions.pdf))
    - Evidence informing forecast-year allocation inputs; displayed values and growth are calculated: Designated Pantone specifications are recognized for interior inks, supporting a separate spot-color commercial category without measuring its share. ([gpo.gov](https://www.gpo.gov/docs/default-source/forms-standards-pdf-files/2511_instructions.pdf))
    - Evidence informing base-year allocation inputs; displayed values and growth are calculated: Four-color process is identified as full color for interior pages; cover color is separately specified. This supports classification at both modeled anchors. ([gpo.gov](https://www.gpo.gov/docs/default-source/forms-standards-pdf-files/2511_instructions.pdf))
    - Evidence informing forecast-year allocation inputs; displayed values and growth are calculated: Four-color process is identified as full color for interior pages; cover color is separately specified. This supports classification at both modeled anchors. ([gpo.gov](https://www.gpo.gov/docs/default-source/forms-standards-pdf-files/2511_instructions.pdf))

39. GPOExpress Program Pricing Guide - November 2024
    - Evidence informing base-year allocation inputs; displayed values and growth are calculated: USD xx.xx hand folding provides a handling-cost comparison; the complete band realization remains modeled.
    - Evidence informing forecast-year allocation inputs; displayed values and growth are calculated: USD xx.xx hand folding provides a handling-cost comparison; the complete band realization remains modeled.
    - Evidence informing base-year allocation inputs; displayed values and growth are calculated: USD xx.xx per shrink wrap anchors a small-run comparison, not the assumed global realization.
    - Evidence informing forecast-year allocation inputs; displayed values and growth are calculated: USD xx.xx per shrink wrap anchors a small-run comparison, not the assumed global realization.
    - Evidence informing base-year allocation inputs; displayed values and growth are calculated: USD xx.xx auxiliary insertion supplies a handling-price comparison, not protective-material sales.
    - Evidence informing forecast-year allocation inputs; displayed values and growth are calculated: USD xx.xx auxiliary insertion supplies a handling-price comparison, not protective-material sales.
40. Hardcover Book Protection: Dust Jackets or Slipcases?
    - Evidence informing base-year allocation inputs; displayed values and growth are calculated: Own-product EXW slipcase prices of USD xx.xx, USD xx.xx and USD xx.xx at xx.xx xx.xx and xx.xx units constrain relative realizations.
    - Evidence informing forecast-year allocation inputs; displayed values and growth are calculated: Own-product EXW slipcase prices of USD xx.xx, USD xx.xx and USD xx.xx at xx.xx xx.xx and xx.xx units constrain relative realizations.
41. Book Printing Cost in China: How Printing Prices Are Calculated
    - Evidence informing base-year allocation inputs; displayed values and growth are calculated: Approximately USD xx.xx per export carton including basic packing materials constrains the bulk-package budget; the container allocation is modeled.
    - Evidence informing forecast-year allocation inputs; displayed values and growth are calculated: Approximately USD xx.xx per export carton including basic packing materials constrains the bulk-package budget; the container allocation is modeled.
    - Evidence informing base-year allocation inputs; displayed values and growth are calculated: The inclusive carton quotation constrains combined spending; its cushioning split is assumed.
    - Evidence informing forecast-year allocation inputs; displayed values and growth are calculated: The inclusive carton quotation constrains combined spending; its cushioning split is assumed.
    - Evidence informing base-year allocation inputs; displayed values and growth are calculated: The inclusive carton quotation constrains combined spending; its closure split is assumed.
    - Evidence informing forecast-year allocation inputs; displayed values and growth are calculated: The inclusive carton quotation constrains combined spending; its closure split is assumed.
42. Make Believe Ideas - Independent Retail Catalog 2025
    - Evidence informing base-year allocation inputs; displayed values and growth are calculated: The 2025 catalog identifies activity books with cover-mounted blisters, establishing book-specific participation but not packaging revenue or volume.
    - Evidence informing forecast-year allocation inputs; displayed values and growth are calculated: The 2025 catalog identifies activity books with cover-mounted blisters, establishing book-specific participation but not packaging revenue or volume.
43. Bookmobile - Request Book Printing Quotes the Right Way to Save Money
    - Evidence informing base-year allocation inputs; displayed values and growth are calculated: The printer's bookstore-oriented purchasing guidance cautions against universal shrink-wrap attachment.
    - Evidence informing forecast-year allocation inputs; displayed values and growth are calculated: The printer's bookstore-oriented purchasing guidance cautions against universal shrink-wrap attachment.

44. Digital Book Printing - Bookmobile
    - Evidence informing base-year allocation inputs; displayed values and growth are calculated: The current book-production portfolio separately offers poly bags, supporting commercial category participation rather than a sales weight.
    - Evidence informing forecast-year allocation inputs; displayed values and growth are calculated: The current book-production portfolio separately offers poly bags, supporting commercial category participation rather than a sales weight.
    - Evidence informing base-year allocation inputs; displayed values and growth are calculated: The current portfolio offers shrink-wrap independently of other finishing options.
    - Evidence informing forecast-year allocation inputs; displayed values and growth are calculated: The current portfolio offers shrink-wrap independently of other finishing options.
45. Sell Books on Shopify - Lulu
    - Evidence informing forecast-year allocation inputs; displayed values and growth are calculated: The offered storefront-to-print-and-ship route supports an accessible production-linked parcel channel, not assumed demand.
    - Evidence informing forecast-year allocation inputs; displayed values and growth are calculated: Direct fulfillment availability supports the parcel-use scenario without establishing envelope mix.
    - Evidence informing forecast-year allocation inputs; displayed values and growth are calculated: Direct fulfillment availability supports the parcel-use scenario without establishing bag mix.
46. European Commission - New EU Rules on Packaging Enter into Application
    - Evidence informing forecast-year allocation inputs; displayed values and growth are calculated: Regional packaging minimization supports a directional right-sizing premise, not a measured global box-price effect.
    - Evidence informing forecast-year allocation inputs; displayed values and growth are calculated: Waste-reduction requirements inform the bounded substitution scenario; they do not quantify band adoption.
    - Evidence informing forecast-year allocation inputs; displayed values and growth are calculated: Regional circularity requirements inform lower lightweight-bag exposure without implying a global book-bag ban.
    - Evidence informing forecast-year allocation inputs; displayed values and growth are calculated: Material substitution remains partly internal to the combined film-and-paper category.
    - Evidence informing forecast-year allocation inputs; displayed values and growth are calculated: Regional recyclability pressure informs the niche substitution scenario, not an observed blister-sales decline.
    - Evidence informing forecast-year allocation inputs; displayed values and growth are calculated: Empty-space reduction provides a directional premise for lower cushioning allowance per individual box.
47. Digital Printing - U.S. Government Publishing Office
    - Evidence informing base-year allocation inputs; displayed values and growth are calculated: Procurement examples allow offset or digital alternatives while restricting some digital variants, supporting an acceptance- and run-mix model rather than a universal quality ranking. This is a modeling premise, not an observed process share.
    - Evidence informing forecast-year allocation inputs; displayed values and growth are calculated: Procurement examples allow offset or digital alternatives while restricting some digital variants, supporting an acceptance- and run-mix model rather than a universal quality ranking. This is a modeling premise, not an observed process share.
    - Evidence informing base-year allocation inputs; displayed values and growth are calculated: The purchasing guidance supports conditional digital substitution, not unrestricted interchangeability or an observed forecast allocation.
    - Evidence informing forecast-year allocation inputs; displayed values and growth are calculated: The purchasing guidance supports conditional digital substitution, not unrestricted interchangeability or an observed forecast allocation.

48. Clays demonstrate dedication to digital investment
    - Evidence informing base-year allocation inputs; displayed values and growth are calculated: Reports xx.xx books annually and xx.xx books of digital capacity in an older investment statement; this constrains scale but is not a 2025 realized output mix.
    - Evidence informing forecast-year allocation inputs; displayed values and growth are calculated: Reports xx.xx books annually and xx.xx books of digital capacity in an older investment statement; this constrains scale but is not a 2025 realized output mix.
    - Evidence informing base-year allocation inputs; displayed values and growth are calculated: The company's inkjet investment supports an existing book-production application and a conditional adoption premise, not a quantified global forecast.
    - Evidence informing forecast-year allocation inputs; displayed values and growth are calculated: The company's inkjet investment supports an existing book-production application and a conditional adoption premise, not a quantified global forecast.
    - Evidence informing base-year allocation inputs; displayed values and growth are calculated: The capacity/output comparison is a limited commercial check on continued conventional book production, not a direct offset revenue observation.
    - Evidence informing forecast-year allocation inputs; displayed values and growth are calculated: The capacity/output comparison is a limited commercial check on continued conventional book production, not a direct offset revenue observation.
49. ISO/TC 130 - Guidelines for Using Print Production Standards, Version 1.0, 2019
    - Evidence informing base-year allocation inputs; displayed values and growth are calculated: Distinguishes packaging use cases and printing processes, supporting allocation of gravure to book-associated components rather than the full value of a book.
    - Evidence informing forecast-year allocation inputs; displayed values and growth are calculated: Distinguishes packaging use cases and printing processes, supporting allocation of gravure to book-associated components rather than the full value of a book.
    - Evidence informing base-year allocation inputs; displayed values and growth are calculated: Identifies flexographic packaging applications; the book-specific spending budget and process coefficients remain modeled.
    - Evidence informing forecast-year allocation inputs; displayed values and growth are calculated: Identifies flexographic packaging applications; the book-specific spending budget and process coefficients remain modeled.
50. Premium Layflat Photo Books - PhotobookShop
    - Evidence informing base-year allocation inputs; displayed values and growth are calculated: Offers bound silver-halide photographic books and distinguishes them from digitally printed alternatives, supporting the model's separate photographic category rather than an observed sales weight.
    - Evidence informing forecast-year allocation inputs; displayed values and growth are calculated: Offers bound silver-halide photographic books and distinguishes them from digitally printed alternatives, supporting the model's separate photographic category rather than an observed sales weight.
51. The Cormac McCarthy Collection - The Folio Society
    - Evidence informing base-year allocation inputs; displayed values and growth are calculated: Documents screen-printed cloth covers on physical book editions, supporting component-level commercial attribution. It does not measure supplier component receipts or global uptake.
    - Evidence informing forecast-year allocation inputs; displayed values and growth are calculated: Documents screen-printed cloth covers on physical book editions, supporting component-level commercial attribution. It does not measure supplier component receipts or global uptake.

52. Risograph Digital Duplicator Order Form, 2026 - Minneapolis College of Art and Design
    - Evidence informing base-year allocation inputs; displayed values and growth are calculated: The 2026 institutional form recognizes Risograph book/booklet orders but excludes assembly. It supports a limited application boundary, not 2025 external commercial volume; internal institutional charges are excluded from the numerator.
    - Evidence informing forecast-year allocation inputs; displayed values and growth are calculated: The 2026 institutional form recognizes Risograph book/booklet orders but excludes assembly. It supports a limited application boundary, not 2025 external commercial volume; internal institutional charges are excluded from the numerator.
53. American Printing House - 2024 Annual Report
    - Evidence informing base-year allocation inputs; displayed values and growth are calculated: Fiscal 2024 product sales were USD xx.xx; braille publications represented xx.xx% of product sales; xx.xx braille volumes were produced. These inputs constrain an adjusted production-realization proxy, not a global market share.
    - Evidence informing base-year allocation inputs; displayed values and growth are calculated: The decline from xx.xx braille volumes in 2022 qualifies a uniform physical-demand growth assumption and informs the slower relative forecast activity weight.
    - Evidence informing forecast-year allocation inputs; displayed values and growth are calculated: Fiscal 2024 product sales were USD xx.xx; braille publications represented xx.xx% of product sales; xx.xx braille volumes were produced. These inputs constrain an adjusted production-realization proxy, not a global market share.
    - Evidence informing forecast-year allocation inputs; displayed values and growth are calculated: The decline from xx.xx braille volumes in 2022 qualifies a uniform physical-demand growth assumption and informs the slower relative forecast activity weight.
54. Kodak Moments Kiosk - Kodak Alaris
    - Evidence informing base-year allocation inputs; displayed values and growth are calculated: Advertises book-capable retail kiosk equipment and a photographic-printing portfolio. Used only as a commercial-route premise for the thermal working estimate, not as evidence of thermal book-service sales, utilization or the final share.
    - Evidence informing forecast-year allocation inputs; displayed values and growth are calculated: Advertises book-capable retail kiosk equipment and a photographic-printing portfolio. Used only as a commercial-route premise for the thermal working estimate, not as evidence of thermal book-service sales, utilization or the final share.
55. 二〇二一年全国新闻出版业基本情况
    - Evidence informing base-year allocation inputs; displayed values and growth are calculated: Official 2021 aggregate textbook output distinguishes school, tertiary and vocational/adult activity; historical volumes require value and global-scope adjustments.
    - Evidence informing forecast-year allocation inputs; displayed values and growth are calculated: Official 2021 aggregate textbook output distinguishes school, tertiary and vocational/adult activity; historical volumes require value and global-scope adjustments.
    - Evidence informing base-year allocation inputs; displayed values and growth are calculated: Secondary, primary and teaching-book aggregate sheet counts form the school activity weight.
    - Evidence informing forecast-year allocation inputs; displayed values and growth are calculated: Secondary, primary and teaching-book aggregate sheet counts form the school activity weight.
    - Evidence informing base-year allocation inputs; displayed values and growth are calculated: Tertiary textbook aggregate output supplies the higher-education activity input before an assumed relative-service-value adjustment.
    - Evidence informing forecast-year allocation inputs; displayed values and growth are calculated: Tertiary textbook aggregate output supplies the higher-education activity input before an assumed relative-service-value adjustment.
    - Evidence informing base-year allocation inputs; displayed values and growth are calculated: Vocational, adult and literacy textbook output supplies the corresponding historical activity input.
    - Evidence informing forecast-year allocation inputs; displayed values and growth are calculated: Vocational, adult and literacy textbook output supplies the corresponding historical activity input.

56. Music, printed or in manuscript imports by country, 2024 - World Integrated Trade Solution
    - Evidence informing base-year allocation inputs; displayed values and growth are calculated: Official HS xx.xx import observations constrain the music-publication value bridge; domestic supply, physical-book eligibility and the printing-service fraction remain modeled.
    - Evidence informing forecast-year allocation inputs; displayed values and growth are calculated: Official HS xx.xx import observations constrain the music-publication value bridge; domestic supply, physical-book eligibility and the printing-service fraction remain modeled.
57. Bloomsbury Publishing - 2024/25 Results Presentation
    - Evidence informing base-year allocation inputs; displayed values and growth are calculated: Separate Academic & Professional print, digital and rights/service receipts demonstrate the required physical-revenue boundary; company mix is not treated as global market share.
    - Evidence informing forecast-year allocation inputs; displayed values and growth are calculated: Separate Academic & Professional print, digital and rights/service receipts demonstrate the required physical-revenue boundary; company mix is not treated as global market share.
    - Evidence informing base-year allocation inputs; displayed values and growth are calculated: Observed physical academic publishing activity supports commercial applicability but does not verify the assumed global research/reference ratio.
    - Evidence informing forecast-year allocation inputs; displayed values and growth are calculated: Observed physical academic publishing activity supports commercial applicability but does not verify the assumed global research/reference ratio.
58. HDSB - RFSQ 26-013: Yearbook Software and Printing Services
    - Evidence informing base-year allocation inputs; displayed values and growth are calculated: The qualification notice establishes a commissioned yearbook scope including printing, binding and school delivery; it supplies no awarded value and is not used as a sales weight.
    - Evidence informing forecast-year allocation inputs; displayed values and growth are calculated: The qualification notice establishes a commissioned yearbook scope including printing, binding and school delivery; it supplies no awarded value and is not used as a sales weight.
    - Evidence informing base-year allocation inputs; displayed values and growth are calculated: The yearbook qualification notice restricts supply to prequalified vendors while permitting school bulk orders and individual ordering. It supports separating commissioning authority from ultimate payment, but discloses no fulfilled-order value.
    - Evidence informing forecast-year allocation inputs; displayed values and growth are calculated: The yearbook qualification notice restricts supply to prequalified vendors while permitting school bulk orders and individual ordering. It supports separating commissioning authority from ultimate payment, but discloses no fulfilled-order value.
    - Evidence informing base-year allocation inputs; displayed values and growth are calculated: The individual-ordering option establishes an attribution uncertainty relevant to the modeled household portion; it does not establish the assumed xx.xx% proportion.
    - Evidence informing forecast-year allocation inputs; displayed values and growth are calculated: The individual-ordering option establishes an attribution uncertainty relevant to the modeled household portion; it does not establish the assumed xx.xx% proportion.

59. U.S. Census Bureau - 2022 Economic Census, Books Printing Questionnaire MC-32312
    - Evidence informing base-year allocation inputs; displayed values and growth are calculated: The official printing questionnaire supports the distinction between textbook and general-book production; recognition is not treated as a revenue weight.
    - Evidence informing forecast-year allocation inputs; displayed values and growth are calculated: The official printing questionnaire supports the distinction between textbook and general-book production; recognition is not treated as a revenue weight.
    - Evidence informing base-year allocation inputs; displayed values and growth are calculated: Recognized coloring-book output supports treating recreational activity commissions separately from institutional textbooks according to purpose.
    - Evidence informing forecast-year allocation inputs; displayed values and growth are calculated: Recognized coloring-book output supports treating recreational activity commissions separately from institutional textbooks according to purpose.
60. Press Information Bureau - Department of School Education & Literacy, Year End Review 2024
    - Evidence informing base-year allocation inputs; displayed values and growth are calculated: The government review describes substantial NCERT physical-textbook activity, independently qualifying the physical-availability premise without establishing attributable supplier revenue.
    - Evidence informing forecast-year allocation inputs; displayed values and growth are calculated: The government review describes substantial NCERT physical-textbook activity, independently qualifying the physical-availability premise without establishing attributable supplier revenue.
61. 2022 North American Industry Classification System - United States
    - Evidence informing base-year allocation inputs; displayed values and growth are calculated: Dedicated book-publishing activity is separated from institutional primary activities and printing without publishing, constraining the Publishing Organizations numerator.
    - Evidence informing forecast-year allocation inputs; displayed values and growth are calculated: Dedicated book-publishing activity is separated from institutional primary activities and printing without publishing, constraining the Publishing Organizations numerator.
62. U.S. Census Bureau - Books Printing: 2002
    - Evidence informing base-year allocation inputs; displayed values and growth are calculated: Table xx.xx reports 2002 U.S. books-printing contract-work costs of USD xx.xx and shipments of USD xx.xx. Their ratio supplies a dated manufacturing-subcontract proxy, held constant within the forecast component.
    - Evidence informing forecast-year allocation inputs; displayed values and growth are calculated: Table xx.xx reports 2002 U.S. books-printing contract-work costs of USD xx.xx and shipments of USD xx.xx. Their ratio supplies a dated manufacturing-subcontract proxy, held constant within the forecast component.
    - Evidence informing base-year allocation inputs; displayed values and growth are calculated: The historical subcontract-cost input constrains the modeled transfer from publisher-origin commissioning to performing suppliers, without adding another gross contract value.
    - Evidence informing forecast-year allocation inputs; displayed values and growth are calculated: The historical subcontract-cost input constrains the modeled transfer from publisher-origin commissioning to performing suppliers, without adding another gross contract value.
63. Samfine Creation Holdings Group Limited - Form 20-F for the year ended December 31, 2025
    - Evidence informing base-year allocation inputs; displayed values and growth are calculated: The company reports USD xx.xx of 2025 book-product revenue and principally serves book traders that secure printing contracts and outsource production. This is a supplier-specific quantitative role check, not a Global allocation weight.
    - Evidence informing forecast-year allocation inputs; displayed values and growth are calculated: The company reports USD xx.xx of 2025 book-product revenue and principally serves book traders that secure printing contracts and outsource production. This is a supplier-specific quantitative role check, not a Global allocation weight.

64. Ministry of Education - NCERT and Amazon Letter of Engagement, October 7, 2024
    - Evidence informing base-year allocation inputs; displayed values and growth are calculated: The October xx.xx 2024 announcement targeted xx.xx NCERT books for academic 2025-xx.xx. This is a planned institutional activity anchor; realization, eligible receipts and subsequent growth are modeled separately.
    - Evidence informing forecast-year allocation inputs; displayed values and growth are calculated: The October xx.xx 2024 announcement targeted xx.xx NCERT books for academic 2025-xx.xx. This is a planned institutional activity anchor; realization, eligible receipts and subsequent growth are modeled separately.
65. Bangladesh e-GP - NCTB/TEXTBOOK/2025, Package GD.102_SEC_8.031
    - Evidence informing base-year allocation inputs; displayed values and growth are calculated: The government-funded procurement plan specifies xx.xx academic-2025 textbook copies and an estimated BDT xx.xx for printing, binding and supply. It constrains commercial order scale and local unit-budget plausibility, not realized annual revenue.
    - Evidence informing forecast-year allocation inputs; displayed values and growth are calculated: The government-funded procurement plan specifies xx.xx academic-2025 textbook copies and an estimated BDT xx.xx for printing, binding and supply. It constrains commercial order scale and local unit-budget plausibility, not realized annual revenue.
66. Students suffer as NCTB fails to deliver books - The Daily Star, January 17, 2025
    - Evidence informing base-year allocation inputs; displayed values and growth are calculated: The January xx.xx 2025 report corroborates the dated approximately xx.xx-copy textbook target and early-year delivery disruption. Target realization and supplier receipts remain modeled.
67. Secondary-level students: A new year without full set of books for many - The Daily Star, December 28, 2025
    - Evidence informing forecast-year allocation inputs; displayed values and growth are calculated: The December xx.xx 2025 report corroborates the approximately xx.xx-copy academic-2026 target and continued delivery slippage. It informs a normalization assumption, not an observed 2032 share.
68. Business Books - Print Professional, Custom Corporate Books | Blurb
    - Evidence informing base-year allocation inputs; displayed values and growth are calculated: The business-book offering includes organizational presentation and corporate-gift applications. It establishes an in-scope commissioning proposition, not the modeled global copy quantity or spending.
    - Evidence informing forecast-year allocation inputs; displayed values and growth are calculated: The business-book offering includes organizational presentation and corporate-gift applications. It establishes an in-scope commissioning proposition, not the modeled global copy quantity or spending.
69. How to Use Lulu to Support Your Nonprofit | Lulu
    - Evidence informing base-year allocation inputs; displayed values and growth are calculated: The platform permits an organization or charity to receive creator proceeds. This supports excluding beneficiary-only arrangements from nonprofit commissioning; it does not measure nonprofit printing purchases.
    - Evidence informing forecast-year allocation inputs; displayed values and growth are calculated: The platform permits an organization or charity to receive creator proceeds. This supports excluding beneficiary-only arrangements from nonprofit commissioning; it does not measure nonprofit printing purchases.

70. News Corp - Form 10-K for the fiscal year ended June 30, 2025
    - Evidence informing base-year allocation inputs; displayed values and growth are calculated: Fiscal 2025 consumer backlist revenue of xx.xx% and digital revenue of xx.xx% anchor the assumed physical-backlist bridge and its forecast starting model.
    - Evidence informing forecast-year allocation inputs; displayed values and growth are calculated: Fiscal 2025 consumer backlist revenue of xx.xx% and digital revenue of xx.xx% anchor the assumed physical-backlist bridge and its forecast starting model.
    - Evidence informing base-year allocation inputs; displayed values and growth are calculated: The disclosed backlist mix constrains recurring-title demand; its division into replenishment and POD remains modeled.
    - Evidence informing forecast-year allocation inputs; displayed values and growth are calculated: The disclosed backlist mix constrains recurring-title demand; its division into replenishment and POD remains modeled.
    - Evidence informing base-year allocation inputs; displayed values and growth are calculated: The complementary frontlist population supports the launch-stock cohort after physical-format adjustments.
    - Evidence informing forecast-year allocation inputs; displayed values and growth are calculated: The complementary frontlist population supports the launch-stock cohort after physical-format adjustments.
71. News Corp - Form 10-K for the fiscal year ended June 30, 2026
    - Evidence informing forecast-year allocation inputs; displayed values and growth are calculated: Fiscal 2026 backlist revenue of xx.xx% and digital revenue of xx.xx% lower the forecast physical-backlist proxy instead of assuming continued backlist expansion.
    - Evidence informing forecast-year allocation inputs; displayed values and growth are calculated: The updated catalog mix changes the forecast population available for repeat inventory releases.
    - Evidence informing forecast-year allocation inputs; displayed values and growth are calculated: The updated frontlist/backlist bridge changes the forecast planned-production weight; no 2032 share is disclosed.
72. How Do Lulu Direct Orders Work?
    - Evidence informing base-year allocation inputs; displayed values and growth are calculated: Lulu describes printing after customer purchase and distinguishes production from subsequent shipment, supporting recipient-order attribution rather than technology-based classification.
    - Evidence informing forecast-year allocation inputs; displayed values and growth are calculated: Lulu describes printing after customer purchase and distinguishes production from subsequent shipment, supporting recipient-order attribution rather than technology-based classification.
    - Evidence informing base-year allocation inputs; displayed values and growth are calculated: No minimum order and one-copy ordering establish commercial feasibility, not the number or value of single-copy releases.
    - Evidence informing forecast-year allocation inputs; displayed values and growth are calculated: No minimum order and one-copy ordering establish commercial feasibility, not the number or value of single-copy releases.
    - Evidence informing base-year allocation inputs; displayed values and growth are calculated: One POD offering accepts hundreds of copies, independently challenging a POD-equals-single-copy allocation.
    - Evidence informing forecast-year allocation inputs; displayed values and growth are calculated: One POD offering accepts hundreds of copies, independently challenging a POD-equals-single-copy allocation.
    - Evidence informing base-year allocation inputs; displayed values and growth are calculated: Orders can extend into thousands within the same offering; the production trigger therefore does not uniquely identify the working run band.
    - Evidence informing forecast-year allocation inputs; displayed values and growth are calculated: Orders can extend into thousands within the same offering; the production trigger therefore does not uniquely identify the working run band.

73. Supply Chain - Clays

- Evidence informing base-year allocation inputs; displayed values and growth are calculated: Clays describes differentiated backlist arrangements and stock visibility, supporting a separate inventory-replenishment cohort without establishing its numerical prevalence.
- Evidence informing forecast-year allocation inputs; displayed values and growth are calculated: Clays describes differentiated backlist arrangements and stock visibility, supporting a separate inventory-replenishment cohort without establishing its numerical prevalence.
- Evidence informing base-year allocation inputs; displayed values and growth are calculated: New-title consolidation and predictable annual backlist demand support retaining planned inventory commitments; short-run printing is explicitly not necessarily POD.
- Evidence informing forecast-year allocation inputs; displayed values and growth are calculated: New-title consolidation and predictable annual backlist demand support retaining planned inventory commitments; short-run printing is explicitly not necessarily POD.
- Evidence informing base-year allocation inputs; displayed values and growth are calculated: Clays explicitly distinguishes short-run work from POD, supporting category separation rather than a technological proxy for value share.
- Evidence informing forecast-year allocation inputs; displayed values and growth are calculated: Clays explicitly distinguishes short-run work from POD, supporting category separation rather than a technological proxy for value share.

74. Smart Backlist Management: When to Hold and When to Print-on-Demand

- Evidence informing base-year allocation inputs; displayed values and growth are calculated: Sheridan describes low-volume titles moving to POD while other titles retain inventory, supporting differentiated release-policy assumptions rather than a uniform backlist-to-POD conversion.
- Evidence informing forecast-year allocation inputs; displayed values and growth are calculated: Sheridan describes low-volume titles moving to POD while other titles retain inventory, supporting differentiated release-policy assumptions rather than a uniform backlist-to-POD conversion.
- Evidence informing base-year allocation inputs; displayed values and growth are calculated: A disclosed customer example uses a stock threshold to trigger a 2,000-copy replenishment order. It establishes the commercial mechanism, not a market-wide share.
- Evidence informing forecast-year allocation inputs; displayed values and growth are calculated: A disclosed customer example uses a stock threshold to trigger a 2,000-copy replenishment order. It establishes the commercial mechanism, not a market-wide share.

75. Shortage of NCERT textbooks - Rajya Sabha Unstarred Question No. 1941, December 17, 2025
    - Evidence informing base-year allocation inputs; displayed values and growth are calculated: Advance enrollment-based forecasting, academic-session readiness and a fiscal 2025-xx.xx plan for approximately xx.xx textbooks support a substantial calendar-driven stock cohort. The target is not realized production.
    - Evidence informing forecast-year allocation inputs; displayed values and growth are calculated: Advance enrollment-based forecasting, academic-session readiness and a fiscal 2025-xx.xx plan for approximately xx.xx textbooks support a substantial calendar-driven stock cohort. The target is not realized production.
    - Evidence informing base-year allocation inputs; displayed values and growth are calculated: Phased supply and inventory monitoring support distinguishing ongoing availability obligations from individual-recipient POD, without quantifying replenishment's global prevalence.
    - Evidence informing forecast-year allocation inputs; displayed values and growth are calculated: Phased supply and inventory monitoring support distinguishing ongoing availability obligations from individual-recipient POD, without quantifying replenishment's global prevalence.
    - Evidence informing base-year allocation inputs; displayed values and growth are calculated: The official answer distinguishes printer empanelment from approximately xx.xx distribution vendors and describes planned fiscal 2025-xx.xx printing of approximately xx.xx textbooks. It supports commissioning-versus-distribution separation, not a realized monetary channel split.
    - Evidence informing forecast-year allocation inputs; displayed values and growth are calculated: The official answer distinguishes printer empanelment from approximately xx.xx distribution vendors and describes planned fiscal 2025-xx.xx printing of approximately xx.xx textbooks. It supports commissioning-versus-distribution separation, not a realized monetary channel split.
    - Evidence informing base-year allocation inputs; displayed values and growth are calculated: Phased textbook supply supports treating annual institutional quantities separately from production batches; it does not disclose the medium-run allocation.
    - Evidence informing forecast-year allocation inputs; displayed values and growth are calculated: Phased textbook supply supports treating annual institutional quantities separately from production batches; it does not disclose the medium-run allocation.
    - Evidence informing base-year allocation inputs; displayed values and growth are calculated: The December xx.xx 2025 answer identifies a xx.xx-million-copy FY2025-xx.xx printing decision versus approximately xx.xx in recent years, a counterforce to assuming rapid long-run disappearance. Planned copies are not realized service revenue.
    - Evidence informing forecast-year allocation inputs; displayed values and growth are calculated: The December xx.xx 2025 answer identifies a xx.xx-million-copy FY2025-xx.xx printing decision versus approximately xx.xx in recent years, a counterforce to assuming rapid long-run disappearance. Planned copies are not realized service revenue.
76. Fulfillment Fee - Lulu Direct
    - Evidence informing base-year allocation inputs; displayed values and growth are calculated: The September 2026 schedule lists USD xx.xx per order regardless of item count, supporting an order-frequency effect on associated-service value. It does not verify the assumed historical or forecast multiplier.
    - Evidence informing forecast-year allocation inputs; displayed values and growth are calculated: The September 2026 schedule lists USD xx.xx per order regardless of item count, supporting an order-frequency effect on associated-service value. It does not verify the assumed historical or forecast multiplier.

77. InnerWorkings, Inc. - Form 10-K for the year ended December 31, 2019
    - Evidence informing base-year allocation inputs; displayed values and growth are calculated: The 2019 filing reports USD xx.xx gross profit on USD xx.xx revenue and describes purchased-product and direct-service costs. Historical reported margins constrain the modeled xx.xx% retained-fee ratio; they do not directly measure book-channel share.
    - Evidence informing forecast-year allocation inputs; displayed values and growth are calculated: The 2019 filing reports USD xx.xx gross profit on USD xx.xx revenue and describes purchased-product and direct-service costs. Historical reported margins constrain the modeled xx.xx% retained-fee ratio; they do not directly measure book-channel share.
    - Evidence informing base-year allocation inputs; displayed values and growth are calculated: The procurement-service margin comparison supports the fee-to-managed-spending bridge underlying the direct-channel complement. Carrying the normalized ratio into 2032 is explicitly a forecast assumption.
    - Evidence informing forecast-year allocation inputs; displayed values and growth are calculated: The procurement-service margin comparison supports the fee-to-managed-spending bridge underlying the direct-channel complement. Carrying the normalized ratio into 2032 is explicitly a forecast assumption.
78. Simplified Purchase Agreement - U.S. Government Publishing Office
    - Evidence informing base-year allocation inputs; displayed values and growth are calculated: SPA permits agency awards directly to certified vendors for purchases up to USD xx.xx while GPO pays vendors and invoices agencies. This supports classifying by the contracting relationship rather than the invoice payer, not a numerical global weight.
    - Evidence informing forecast-year allocation inputs; displayed values and growth are calculated: SPA permits agency awards directly to certified vendors for purchases up to USD xx.xx while GPO pays vendors and invoices agencies. This supports classifying by the contracting relationship rather than the invoice payer, not a numerical global weight.
79. Global Print Services | China, Europe, SE Asia, USA & India
    - Evidence informing base-year allocation inputs; displayed values and growth are calculated: Imago describes sourcing suppliers and coordinating multiple manufacturers for book-related projects. Its cumulative customer relationships establish the offered intermediary role but are not annual revenue or allocation weights.
    - Evidence informing forecast-year allocation inputs; displayed values and growth are calculated: Imago describes sourcing suppliers and coordinating multiple manufacturers for book-related projects. Its cumulative customer relationships establish the offered intermediary role but are not annual revenue or allocation weights.
80. Lion Rock Group Limited - Annual Report 2025
    - Evidence informing base-year allocation inputs; displayed values and growth are calculated: Own-business 2025 turnover changes of minus xx.xx% for APOL and minus xx.xx% for Regent challenge uniform intermediary growth; Regent's non-book focus limits its relevance. These observations support avoiding an additional adoption uplift.
    - Evidence informing forecast-year allocation inputs; displayed values and growth are calculated: Own-business 2025 turnover changes of minus xx.xx% for APOL and minus xx.xx% for Regent challenge uniform intermediary growth; Regent's non-book focus limits its relevance. These observations support avoiding an additional adoption uplift.
    - Evidence informing base-year allocation inputs; displayed values and growth are calculated: Manufacturing turnover changes of minus xx.xx% at xx.xx Printing and plus xx.xx% at Papercraft demonstrate differing supplier trajectories rather than a simple common channel-growth pattern; these are not direct-contracting market shares.
    - Evidence informing forecast-year allocation inputs; displayed values and growth are calculated: Manufacturing turnover changes of minus xx.xx% at xx.xx Printing and plus xx.xx% at Papercraft demonstrate differing supplier trajectories rather than a simple common channel-growth pattern; these are not direct-contracting market shares.

81. Imprint Digital - Book Printing Prices UK

- Evidence informing base-year allocation inputs; displayed values and growth are calculated: The inspected schedule quotes GBP xx.xx at xx.xx copies for one paperback specification, supporting a relative-price input, not a historical global realization.
- Evidence informing forecast-year allocation inputs; displayed values and growth are calculated: The inspected schedule quotes GBP xx.xx at xx.xx copies for one paperback specification, supporting a relative-price input, not a historical global realization.
- Evidence informing base-year allocation inputs; displayed values and growth are calculated: GBP xx.xx at xx.xx copies supplies the medium-run reference index; format and delivery differences require separate treatment.
- Evidence informing forecast-year allocation inputs; displayed values and growth are calculated: GBP xx.xx at xx.xx copies supplies the medium-run reference index; format and delivery differences require separate treatment.
- Evidence informing base-year allocation inputs; displayed values and growth are calculated: The quantity-price curve anchors the reference from which the long-run discount is assumed; no long-run price or future share is disclosed.
- Evidence informing forecast-year allocation inputs; displayed values and growth are calculated: The quantity-price curve anchors the reference from which the long-run discount is assumed; no long-run price or future share is disclosed.

82. Print Options

- Evidence informing base-year allocation inputs; displayed values and growth are calculated: KDP distinguishes black-and-white from color records and locks ink type after publication. These platform-specific conditions qualify switching assumptions, not market weights. ([kdp.amazon.com](https://kdp.amazon.com/en_US/help/topic/G201834180))
- Evidence informing forecast-year allocation inputs; displayed values and growth are calculated: KDP distinguishes black-and-white from color records and locks ink type after publication. These platform-specific conditions qualify switching assumptions, not market weights. ([kdp.amazon.com](https://kdp.amazon.com/en_US/help/topic/G201834180))
- Evidence informing base-year allocation inputs; displayed values and growth are calculated: The displayed platform menu does not establish designated spot-color availability or sales; a general color option is not used as evidence of spot-color demand. ([kdp.amazon.com](https://kdp.amazon.com/en_US/help/topic/G201834180))
- Evidence informing forecast-year allocation inputs; displayed values and growth are calculated: The displayed platform menu does not establish designated spot-color availability or sales; a general color option is not used as evidence of spot-color demand. ([kdp.amazon.com](https://kdp.amazon.com/en_US/help/topic/G201834180))
- Evidence informing base-year allocation inputs; displayed values and growth are calculated: Standard color is unavailable for hardcover, but premium color is available. Both process-color tiers belong within the modeled Full-Color Interiors category. ([kdp.amazon.com](https://kdp.amazon.com/en_US/help/topic/G201834180))
- Evidence informing forecast-year allocation inputs; displayed values and growth are calculated: Standard color is unavailable for hardcover, but premium color is available. Both process-color tiers belong within the modeled Full-Color Interiors category. ([kdp.amazon.com](https://kdp.amazon.com/en_US/help/topic/G201834180))

83. Synthèse des chiffres de l'édition jeunesse 2024-2025

- Evidence informing base-year allocation inputs; displayed values and growth are calculated: The primary French publishing survey reports a xx.xx% decline in illustrated early-childhood volumes and a xx.xx% decline in youth-fiction volumes in 2024. These differing outcomes challenge an aggressive universal color-growth assumption. ([sne.fr](https://www.sne.fr/actu/synthese-des-chiffres-de-ledition-jeunesse-2024-2025/))
- Evidence informing forecast-year allocation inputs; displayed values and growth are calculated: The primary French publishing survey reports a xx.xx% decline in illustrated early-childhood volumes and a xx.xx% decline in youth-fiction volumes in 2024. These differing outcomes challenge an aggressive universal color-growth assumption. ([sne.fr](https://www.sne.fr/actu/synthese-des-chiffres-de-ledition-jeunesse-2024-2025/))

20.6. Japan

Table 577. Japan Book Printing & Packaging Services Market Size, 2017-2040 (USD Million)

Country	2017	2024	2025	2026	2027	2032	2040	CAGR (%)
Japan	**xx.xx**	**xx.xx**	**xx.xx**	**xx.xx**	**xx.xx**	**xx.xx**	**xx.xx**	**xx.xx**

Table 578. Japan Book Printing & Packaging Services Market Size, by Service Offering, 2017-2040 (USD Million)

Service Offering	2017	2024	2025	2026	2027	2032	2040	CAGR (%)
Book Packaging Production	xx.xx	xx.xx	xx.xx	xx.xx	xx.xx	xx.xx	xx.xx	xx.xx
Book Packing & Kitting	xx.xx	xx.xx	xx.xx	xx.xx	xx.xx	xx.xx	xx.xx	xx.xx
Book Printing	xx.xx	xx.xx	xx.xx	xx.xx	xx.xx	xx.xx	xx.xx	xx.xx
Bookbinding & Finishing	xx.xx	xx.xx	xx.xx	xx.xx	xx.xx	xx.xx	xx.xx	xx.xx
Prepress Services	xx.xx	xx.xx	xx.xx	xx.xx	xx.xx	xx.xx	xx.xx	xx.xx
Print Production Management	xx.xx	xx.xx	xx.xx	xx.xx	xx.xx	xx.xx	xx.xx	xx.xx
Production-Linked Fulfillment	xx.xx	xx.xx	xx.xx	xx.xx	xx.xx	xx.xx	xx.xx	xx.xx
Total	**xx.xx**	**xx.xx**	**xx.xx**	**xx.xx**	**xx.xx**	**xx.xx**	**xx.xx**	**xx.xx**

Table 579. Japan Book Printing & Packaging Services Market Size, by Book Format, 2017-2040 (USD Million)

Book Format	2017	2024	2025	2026	2027	2032	2040	CAGR (%)
Accordion-Fold Books	xx.xx	xx.xx	xx.xx	xx.xx	xx.xx	xx.xx	xx.xx	xx.xx
Bath Books	xx.xx	xx.xx	xx.xx	xx.xx	xx.xx	xx.xx	xx.xx	xx.xx
Board Books	xx.xx	xx.xx	xx.xx	xx.xx	xx.xx	xx.xx	xx.xx	xx.xx
Foam Books	xx.xx	xx.xx	xx.xx	xx.xx	xx.xx	xx.xx	xx.xx	xx.xx
Hardcover Books	xx.xx	xx.xx	xx.xx	xx.xx	xx.xx	xx.xx	xx.xx	xx.xx
Loose-Leaf Books	xx.xx	xx.xx	xx.xx	xx.xx	xx.xx	xx.xx	xx.xx	xx.xx
Paperback & Softcover Books	xx.xx	xx.xx	xx.xx	xx.xx	xx.xx	xx.xx	xx.xx	xx.xx
Saddle-Stitched Booklets	xx.xx	xx.xx	xx.xx	xx.xx	xx.xx	xx.xx	xx.xx	xx.xx
Slide-Bound Books	xx.xx	xx.xx	xx.xx	xx.xx	xx.xx	xx.xx	xx.xx	xx.xx
Textile Books	xx.xx	xx.xx	xx.xx	xx.xx	xx.xx	xx.xx	xx.xx	xx.xx
Wire, Coil & Comb-Bound Books	xx.xx	xx.xx	xx.xx	xx.xx	xx.xx	xx.xx	xx.xx	xx.xx
Total	**xx.xx**	**xx.xx**	**xx.xx**	**xx.xx**	**xx.xx**	**xx.xx**	**xx.xx**	**xx.xx**

Table 580. Japan Book Printing & Packaging Services Market Size, by Packaging Format, 2017-2040 (USD Million)

Packaging Format	2017	2024	2025	2026	2027	2032	2040	CAGR (%)
Bags & Pouches	xx.xx	xx.xx	xx.xx	xx.xx	xx.xx	xx.xx	xx.xx	xx.xx
Blister & Clamshell Packs	xx.xx	xx.xx	xx.xx	xx.xx	xx.xx	xx.xx	xx.xx	xx.xx
Boxes & Lidded Cases	xx.xx	xx.xx	xx.xx	xx.xx	xx.xx	xx.xx	xx.xx	xx.xx
Envelopes, Wallets & Folders	xx.xx	xx.xx	xx.xx	xx.xx	xx.xx	xx.xx	xx.xx	xx.xx
Film & Paper Wraps	xx.xx	xx.xx	xx.xx	xx.xx	xx.xx	xx.xx	xx.xx	xx.xx
Protective Inserts & Cushioning	xx.xx	xx.xx	xx.xx	xx.xx	xx.xx	xx.xx	xx.xx	xx.xx
Seals & Strapping	xx.xx	xx.xx	xx.xx	xx.xx	xx.xx	xx.xx	xx.xx	xx.xx
Sleeves & Wraparound Bands	xx.xx	xx.xx	xx.xx	xx.xx	xx.xx	xx.xx	xx.xx	xx.xx
Slipcases	xx.xx	xx.xx	xx.xx	xx.xx	xx.xx	xx.xx	xx.xx	xx.xx
Others	xx.xx	xx.xx	xx.xx	xx.xx	xx.xx	xx.xx	xx.xx	xx.xx
Total	**xx.xx**	**xx.xx**	**xx.xx**	**xx.xx**	**xx.xx**	**xx.xx**	**xx.xx**	**xx.xx**

Table 581. Japan Book Printing & Packaging Services Market Size, by Printing Technology, 2017-2040 (USD Million)

Printing Technology	2017	2024	2025	2026	2027	2032	2040	CAGR (%)
Braille Embossing	xx.xx	xx.xx	xx.xx	xx.xx	xx.xx	xx.xx	xx.xx	xx.xx
Digital Printing	xx.xx	xx.xx	xx.xx	xx.xx	xx.xx	xx.xx	xx.xx	xx.xx
Flexographic Printing	xx.xx	xx.xx	xx.xx	xx.xx	xx.xx	xx.xx	xx.xx	xx.xx
Gravure Printing	xx.xx	xx.xx	xx.xx	xx.xx	xx.xx	xx.xx	xx.xx	xx.xx
Letterpress Printing	xx.xx	xx.xx	xx.xx	xx.xx	xx.xx	xx.xx	xx.xx	xx.xx
Offset Lithography	xx.xx	xx.xx	xx.xx	xx.xx	xx.xx	xx.xx	xx.xx	xx.xx
Screen Printing	xx.xx	xx.xx	xx.xx	xx.xx	xx.xx	xx.xx	xx.xx	xx.xx
Silver-Halide Photographic Printing	xx.xx	xx.xx	xx.xx	xx.xx	xx.xx	xx.xx	xx.xx	xx.xx
Stencil Duplicator Printing	xx.xx	xx.xx	xx.xx	xx.xx	xx.xx	xx.xx	xx.xx	xx.xx
Others	xx.xx	xx.xx	xx.xx	xx.xx	xx.xx	xx.xx	xx.xx	xx.xx
Total	**xx.xx**	**xx.xx**	**xx.xx**	**xx.xx**	**xx.xx**	**xx.xx**	**xx.xx**	**xx.xx**

Table 582. Japan Book Printing & Packaging Services Market Size, by Offset Lithography, 2017-2040 (USD Million)

Offset Lithography	2017	2024	2025	2026	2027	2032	2040	CAGR (%)
Sheetfed Offset Printing	xx.xx	xx.xx	xx.xx	xx.xx	xx.xx	xx.xx	xx.xx	xx.xx
Web Offset Printing	xx.xx	xx.xx	xx.xx	xx.xx	xx.xx	xx.xx	xx.xx	xx.xx
Total	**xx.xx**	**xx.xx**	**xx.xx**	**xx.xx**	**xx.xx**	**xx.xx**	**xx.xx**	**xx.xx**

Table 583. Japan Book Printing & Packaging Services Market Size, by Digital Printing, 2017-2040 (USD Million)

Digital Printing	2017	2024	2025	2026	2027	2032	2040	CAGR (%)
Electrophotographic Printing	xx.xx	xx.xx	xx.xx	xx.xx	xx.xx	xx.xx	xx.xx	xx.xx
Inkjet Printing	xx.xx	xx.xx	xx.xx	xx.xx	xx.xx	xx.xx	xx.xx	xx.xx
Thermal Printing	xx.xx	xx.xx	xx.xx	xx.xx	xx.xx	xx.xx	xx.xx	xx.xx
Total	**xx.xx**	**xx.xx**	**xx.xx**	**xx.xx**	**xx.xx**	**xx.xx**	**xx.xx**	**xx.xx**

Table 584. Japan Book Printing & Packaging Services Market Size, by Publication Application, 2017-2040 (USD Million)

Publication Application	2017	2024	2025	2026	2027	2032	2040	CAGR (%)
Activity & Puzzle Books	xx.xx	xx.xx	xx.xx	xx.xx	xx.xx	xx.xx	xx.xx	xx.xx
Art & Photography Books	xx.xx	xx.xx	xx.xx	xx.xx	xx.xx	xx.xx	xx.xx	xx.xx
Commemorative & Personal Books	xx.xx	xx.xx	xx.xx	xx.xx	xx.xx	xx.xx	xx.xx	xx.xx
Educational & Training Books	xx.xx	xx.xx	xx.xx	xx.xx	xx.xx	xx.xx	xx.xx	xx.xx
General-Interest Books	xx.xx	xx.xx	xx.xx	xx.xx	xx.xx	xx.xx	xx.xx	xx.xx
Institutional & Corporate Books	xx.xx	xx.xx	xx.xx	xx.xx	xx.xx	xx.xx	xx.xx	xx.xx
Music Books & Scores	xx.xx	xx.xx	xx.xx	xx.xx	xx.xx	xx.xx	xx.xx	xx.xx
Religious & Devotional Books	xx.xx	xx.xx	xx.xx	xx.xx	xx.xx	xx.xx	xx.xx	xx.xx
Scholarly & Professional Books	xx.xx	xx.xx	xx.xx	xx.xx	xx.xx	xx.xx	xx.xx	xx.xx
Total	**xx.xx**	**xx.xx**	**xx.xx**	**xx.xx**	**xx.xx**	**xx.xx**	**xx.xx**	**xx.xx**

Table 585. Japan Book Printing & Packaging Services Market Size, by Educational & Training Books, 2017-2040 (USD Million)

Educational & Training Books	2017	2024	2025	2026	2027	2032	2040	CAGR (%)
Higher Education Textbooks	xx.xx	xx.xx	xx.xx	xx.xx	xx.xx	xx.xx	xx.xx	xx.xx
School Textbooks & Workbooks	xx.xx	xx.xx	xx.xx	xx.xx	xx.xx	xx.xx	xx.xx	xx.xx
Vocational & Continuing Education Books	xx.xx	xx.xx	xx.xx	xx.xx	xx.xx	xx.xx	xx.xx	xx.xx
Total	**xx.xx**	**xx.xx**	**xx.xx**	**xx.xx**	**xx.xx**	**xx.xx**	**xx.xx**	**xx.xx**

Table 586. Japan Book Printing & Packaging Services Market Size, by Commemorative & Personal Books, 2017-2040 (USD Million)

Commemorative & Personal Books	2017	2024	2025	2026	2027	2032	2040	CAGR (%)
Personal Photo & Memory Books	xx.xx	xx.xx	xx.xx	xx.xx	xx.xx	xx.xx	xx.xx	xx.xx
Yearbooks & Organizational Commemoratives	xx.xx	xx.xx	xx.xx	xx.xx	xx.xx	xx.xx	xx.xx	xx.xx
Total	**xx.xx**	**xx.xx**	**xx.xx**	**xx.xx**	**xx.xx**	**xx.xx**	**xx.xx**	**xx.xx**

Table 587. Japan Book Printing & Packaging Services Market Size, by Scholarly & Professional Books, 2017-2040 (USD Million)

Scholarly & Professional Books	2017	2024	2025	2026	2027	2032	2040	CAGR (%)
Professional & Technical Reference Books	xx.xx	xx.xx	xx.xx	xx.xx	xx.xx	xx.xx	xx.xx	xx.xx
Scholarly Research Books	xx.xx	xx.xx	xx.xx	xx.xx	xx.xx	xx.xx	xx.xx	xx.xx
Total	**xx.xx**	**xx.xx**	**xx.xx**	**xx.xx**	**xx.xx**	**xx.xx**	**xx.xx**	**xx.xx**

Table 588. Japan Book Printing & Packaging Services Market Size, by Buyer Type, 2017-2040 (USD Million)

Buyer Type	2017	2024	2025	2026	2027	2032	2040	CAGR (%)
Corporate & Commercial Buyers	xx.xx	xx.xx	xx.xx	xx.xx	xx.xx	xx.xx	xx.xx	xx.xx
Educational & Research Institutions	xx.xx	xx.xx	xx.xx	xx.xx	xx.xx	xx.xx	xx.xx	xx.xx
Government & Intergovernmental Bodies	xx.xx	xx.xx	xx.xx	xx.xx	xx.xx	xx.xx	xx.xx	xx.xx
Nonprofit & Membership Organizations	xx.xx	xx.xx	xx.xx	xx.xx	xx.xx	xx.xx	xx.xx	xx.xx
Print & Production Service Providers	xx.xx	xx.xx	xx.xx	xx.xx	xx.xx	xx.xx	xx.xx	xx.xx
Private Individuals & Households	xx.xx	xx.xx	xx.xx	xx.xx	xx.xx	xx.xx	xx.xx	xx.xx
Publishing Organizations	xx.xx	xx.xx	xx.xx	xx.xx	xx.xx	xx.xx	xx.xx	xx.xx
Self-Publishing Authors & Creators	xx.xx	xx.xx	xx.xx	xx.xx	xx.xx	xx.xx	xx.xx	xx.xx
Total	**xx.xx**	**xx.xx**	**xx.xx**	**xx.xx**	**xx.xx**	**xx.xx**	**xx.xx**	**xx.xx**

Table 589. Japan Book Printing & Packaging Services Market Size, by Production Model, 2017-2040 (USD Million)

Production Model	2017	2024	2025	2026	2027	2032	2040	CAGR (%)
Planned Stock Production	xx.xx	xx.xx	xx.xx	xx.xx	xx.xx	xx.xx	xx.xx	xx.xx
Print-on-Demand	xx.xx	xx.xx	xx.xx	xx.xx	xx.xx	xx.xx	xx.xx	xx.xx
Stock Replenishment	xx.xx	xx.xx	xx.xx	xx.xx	xx.xx	xx.xx	xx.xx	xx.xx
Total	**xx.xx**	**xx.xx**	**xx.xx**	**xx.xx**	**xx.xx**	**xx.xx**	**xx.xx**	**xx.xx**

Table 590. Japan Book Printing & Packaging Services Market Size, by Fulfillment Model, 2017-2040 (USD Million)

Fulfillment Model	2017	2024	2025	2026	2027	2032	2040	CAGR (%)
Consolidated Handoff	xx.xx	xx.xx	xx.xx	xx.xx	xx.xx	xx.xx	xx.xx	xx.xx
Distribution-List Delivery	xx.xx	xx.xx	xx.xx	xx.xx	xx.xx	xx.xx	xx.xx	xx.xx
Order-Level Fulfillment	xx.xx	xx.xx	xx.xx	xx.xx	xx.xx	xx.xx	xx.xx	xx.xx
Total	**xx.xx**	**xx.xx**	**xx.xx**	**xx.xx**	**xx.xx**	**xx.xx**	**xx.xx**	**xx.xx**

Table 591. Japan Book Printing & Packaging Services Market Size, by Procurement Channel, 2017-2040 (USD Million)

Procurement Channel	2017	2024	2025	2026	2027	2032	2040	CAGR (%)
Direct Provider Contracting	xx.xx	xx.xx	xx.xx	xx.xx	xx.xx	xx.xx	xx.xx	xx.xx
Intermediary-Led Contracting	xx.xx	xx.xx	xx.xx	xx.xx	xx.xx	xx.xx	xx.xx	xx.xx
Total	**xx.xx**	**xx.xx**	**xx.xx**	**xx.xx**	**xx.xx**	**xx.xx**	**xx.xx**	**xx.xx**

Table 592. Japan Book Printing & Packaging Services Market Size, by Print Run Length, 2017-2040 (USD Million)

Print Run Length	2017	2024	2025	2026	2027	2032	2040	CAGR (%)
Long Runs	xx.xx	xx.xx	xx.xx	xx.xx	xx.xx	xx.xx	xx.xx	xx.xx
Medium Runs	xx.xx	xx.xx	xx.xx	xx.xx	xx.xx	xx.xx	xx.xx	xx.xx
Short Runs	xx.xx	xx.xx	xx.xx	xx.xx	xx.xx	xx.xx	xx.xx	xx.xx
Single-Copy Runs	xx.xx	xx.xx	xx.xx	xx.xx	xx.xx	xx.xx	xx.xx	xx.xx
Total	**xx.xx**	**xx.xx**	**xx.xx**	**xx.xx**	**xx.xx**	**xx.xx**	**xx.xx**	**xx.xx**

Table 593. Japan Book Printing & Packaging Services Market Size, by Interior Color, 2017-2040 (USD Million)

Interior Color	2017	2024	2025	2026	2027	2032	2040	CAGR (%)
Black-and-White Interiors	xx.xx	xx.xx	xx.xx	xx.xx	xx.xx	xx.xx	xx.xx	xx.xx
Full-Color Interiors	xx.xx	xx.xx	xx.xx	xx.xx	xx.xx	xx.xx	xx.xx	xx.xx
Spot-Color Interiors	xx.xx	xx.xx	xx.xx	xx.xx	xx.xx	xx.xx	xx.xx	xx.xx
Total	**xx.xx**	**xx.xx**	**xx.xx**	**xx.xx**	**xx.xx**	**xx.xx**	**xx.xx**	**xx.xx**

Sources & Evidence

1. European Book Publishing Statistics 2024
   - Evidence informing the 2024 market-value input; displayed series and growth include calculations: European publishers reported approximately EUR xx.xx of net book-sales revenue in 2024. The disclosed ebook and audiobook proportions inform the modeled xx.xx% physical-book revenue proportion; publisher revenue is an input, not printing-service revenue.
   - Evidence informing the 2025 market-value input; displayed series and growth include calculations: The 2024 publisher-revenue and format observations provide the European demand input carried into the 2025 estimate.

2. The Global Publishing Industry in 2022

- Evidence informing the 2024 market-value input; displayed series and growth include calculations: Table xx.xx supplies country-level publishing revenues and identifies differences between retail-value, publisher-revenue, print-only and prior-year observations. Selected non-European country observations are adjusted for physical formats and period before estimating production spending.
- Evidence informing the 2025 market-value input; displayed series and growth include calculations: The selected country observations contribute to the demand pool underlying the 2025 working estimate. Nielsen retail datasets elsewhere in the publication are not used.
- Evidence informing base-year allocation inputs; displayed values and growth are calculated: Primary survey sector differences constrain the education-adjusted hardcover proxy.
- Evidence informing forecast-year allocation inputs; displayed values and growth are calculated: Primary survey sector differences constrain the education-adjusted hardcover proxy.
- Evidence informing base-year allocation inputs; displayed values and growth are calculated: Educational/trade differences qualify extrapolation of U.S. consumer-format revenue.
- Evidence informing forecast-year allocation inputs; displayed values and growth are calculated: Educational/trade differences qualify extrapolation of U.S. consumer-format revenue.
- Evidence informing base-year allocation inputs; displayed values and growth are calculated: USD xx.xx of surveyed children's publishing revenue anchors the modeled specialty demand pool, not supplier receipts.
- Evidence informing forecast-year allocation inputs; displayed values and growth are calculated: USD xx.xx of surveyed children's publishing revenue anchors the modeled specialty demand pool, not supplier receipts.
- Evidence informing base-year allocation inputs; displayed values and growth are calculated: Sector data constrain the commissioning-pool proxy; mechanical incidence remains assumed.
- Evidence informing forecast-year allocation inputs; displayed values and growth are calculated: Sector data constrain the commissioning-pool proxy; mechanical incidence remains assumed.
- Evidence informing base-year allocation inputs; displayed values and growth are calculated: Educational demand supplies a common economic anchor; loose-leaf incidence remains modeled.
- Evidence informing forecast-year allocation inputs; displayed values and growth are calculated: Educational demand supplies a common economic anchor; loose-leaf incidence remains modeled.
- Evidence informing base-year allocation inputs; displayed values and growth are calculated: Sector observations constrain the educational short-book commissioning pool.
- Evidence informing forecast-year allocation inputs; displayed values and growth are calculated: Sector observations constrain the educational short-book commissioning pool.
- Evidence informing base-year allocation inputs; displayed values and growth are calculated: The commissioning-pool anchor supports an explicit sparse-format incidence model.
- Evidence informing forecast-year allocation inputs; displayed values and growth are calculated: The commissioning-pool anchor supports an explicit sparse-format incidence model.
- Evidence informing base-year allocation inputs; displayed values and growth are calculated: Children's demand anchors the accordion working estimate, not observed accordion orders.
- Evidence informing forecast-year allocation inputs; displayed values and growth are calculated: Children's demand anchors the accordion working estimate, not observed accordion orders.
- Evidence informing base-year allocation inputs; displayed values and growth are calculated: Children's demand anchors assumed textile-book order incidence.
- Evidence informing forecast-year allocation inputs; displayed values and growth are calculated: Children's demand anchors assumed textile-book order incidence.
- Evidence informing base-year allocation inputs; displayed values and growth are calculated: Children's demand anchors assumed bath-book order incidence.
- Evidence informing forecast-year allocation inputs; displayed values and growth are calculated: Children's demand anchors assumed bath-book order incidence.
- Evidence informing base-year allocation inputs; displayed values and growth are calculated: Children's demand anchors assumed foam-book order incidence.
- Evidence informing forecast-year allocation inputs; displayed values and growth are calculated: Children's demand anchors assumed foam-book order incidence.
- Evidence informing base-year allocation inputs; displayed values and growth are calculated: The original publishing survey documents country-level trade/education revenue differences used to constrain the modeled physical-publishing mix; it does not directly measure service shares.
- Evidence informing forecast-year allocation inputs; displayed values and growth are calculated: The original publishing survey documents country-level trade/education revenue differences used to constrain the modeled physical-publishing mix; it does not directly measure service shares.

3. 2024 年新闻出版统计公报

- Evidence informing the 2024 market-value input; displayed series and growth include calculations: For 2024, the official table reports xx.xx book copies or sheets and CNY xx.xx of book-publishing revenue. These constrain the demand bridge and historical contraction, rather than directly measuring printing-service sales.
- Evidence informing the 2025 market-value input; displayed series and growth include calculations: The 2024 book-publishing observation supplies the Chinese demand primitive for the 2025 model.
- Evidence informing base-year allocation inputs; displayed values and growth are calculated: Official 2024 output of xx.xx copies/sheets constrains total modeled publisher activity; it does not disclose single-copy production.
- Evidence informing forecast-year allocation inputs; displayed values and growth are calculated: Official 2024 output of xx.xx copies/sheets constrains total modeled publisher activity; it does not disclose single-copy production.
- Evidence informing base-year allocation inputs; displayed values and growth are calculated: Aggregate copies and annual title output constrain the shared activity model, not an observed short-run share.
- Evidence informing forecast-year allocation inputs; displayed values and growth are calculated: Aggregate copies and annual title output constrain the shared activity model, not an observed short-run share.
- Evidence informing base-year allocation inputs; displayed values and growth are calculated: Aggregate production provides a scale check for the medium-run assumption; annual copies per title are not individual batches.
- Evidence informing forecast-year allocation inputs; displayed values and growth are calculated: Aggregate production provides a scale check for the medium-run assumption; annual copies per title are not individual batches.
- Evidence informing base-year allocation inputs; displayed values and growth are calculated: Approximately xx.xx annual copies per title constrain the long-run scenario without proving its batch mix or forecast.
- Evidence informing forecast-year allocation inputs; displayed values and growth are calculated: Approximately xx.xx annual copies per title constrain the long-run scenario without proving its batch mix or forecast.

4. Foreign Exchange Rates - G.5A Annual, January 5, 2026

- Evidence informing the 2024 market-value input; displayed series and growth include calculations: The official 2024 annual-average conversion inputs are USD xx.xx per EUR, CNY xx.xx per USD and CAD xx.xx per USD.
- Evidence informing the 2025 market-value input; displayed series and growth include calculations: The exchange-rate table establishes the conversion basis of the preceding-year demand inputs used in the 2025 estimate; subsequent effective-USD price assumptions are modeled separately.

5. Book publishing industry, 2024 - Statistics Canada
   - Evidence informing the 2024 market-value input; displayed series and growth include calculations: Canadian publishers reported CAD xx.xx of print sales outside the online category and CAD xx.xx of online print sales in 2024. Their sum, rather than total operating revenue, supplies the physical-book demand input.
   - Evidence informing the 2025 market-value input; displayed series and growth include calculations: Reported cost of goods sold of CAD xx.xx, up CAD xx.xx from 2022, supplies a cost-pressure cross-check, not a directly attributable printing-services total.
   - Evidence informing base-year allocation inputs; displayed values and growth are calculated: Canadian online versus other print-sales values constrain parcel exposure, with explicit value-to-unit and geographic limitations.
   - Evidence informing forecast-year allocation inputs; displayed values and growth are calculated: Canadian online versus other print-sales values constrain parcel exposure, with explicit value-to-unit and geographic limitations.
   - Evidence informing base-year allocation inputs; displayed values and growth are calculated: The print-channel value mix supplies a limited parcel-demand proxy, not observed envelope purchases.
   - Evidence informing forecast-year allocation inputs; displayed values and growth are calculated: The print-channel value mix supplies a limited parcel-demand proxy, not observed envelope purchases.
   - Evidence informing base-year allocation inputs; displayed values and growth are calculated: The print-channel value mix supplies a limited parcel-demand proxy, not observed bag purchases.
   - Evidence informing forecast-year allocation inputs; displayed values and growth are calculated: The print-channel value mix supplies a limited parcel-demand proxy, not observed bag purchases.
   - Evidence informing base-year allocation inputs; displayed values and growth are calculated: Modest observed online-print growth qualifies aggressive parcel-related wrapping assumptions.
   - Evidence informing forecast-year allocation inputs; displayed values and growth are calculated: Modest observed online-print growth qualifies aggressive parcel-related wrapping assumptions.
   - Evidence informing base-year allocation inputs; displayed values and growth are calculated: Channel activity constrains the modeled delivery-pack population requiring separate protection.
   - Evidence informing forecast-year allocation inputs; displayed values and growth are calculated: Channel activity constrains the modeled delivery-pack population requiring separate protection.
   - Evidence informing base-year allocation inputs; displayed values and growth are calculated: Channel activity constrains the modeled delivery-pack population requiring closures.
   - Evidence informing forecast-year allocation inputs; displayed values and growth are calculated: Channel activity constrains the modeled delivery-pack population requiring closures.
6. U.S. Census Bureau - Books Printing: Shipments, annual table
   - Evidence informing the 2017 market-value input; displayed series and growth include calculations: U.S. books-printing shipments were USD xx.xx in 2017; this is a national production anchor for the historical model.
   - Evidence informing the 2018 market-value input; displayed series and growth include calculations: U.S. books-printing shipments were USD xx.xx in 2018.
   - Evidence informing the 2019 market-value input; displayed series and growth include calculations: U.S. books-printing shipments were USD xx.xx in 2019.
   - Evidence informing the 2020 market-value input; displayed series and growth include calculations: U.S. books-printing shipments were USD xx.xx in 2020.
   - Evidence informing the 2021 market-value input; displayed series and growth include calculations: U.S. books-printing shipments were USD xx.xx in 2021.
   - Evidence informing the 2022 market-value input; displayed series and growth include calculations: U.S. books-printing shipments were USD xx.xx in 2022.
   - Evidence informing the 2024 market-value input; displayed series and growth include calculations: U.S. books-printing shipments were USD xx.xx in 2024. This national industrial measure is narrower than the composite global service boundary.

7. U.S. Census Bureau - Book Publishers, All Establishments: Revenue, annual table
   - Evidence informing the 2024 market-value input; displayed series and growth include calculations: The Census annual series reports USD xx.xx of U.S. book-publisher revenue for 2024. A modeled xx.xx% physical-book proportion excludes digital and other adjacent receipts.
   - Evidence informing the 2025 market-value input; displayed series and growth include calculations: The 2024 Census observation replaces an older survey-based U.S. revenue bridge in the demand pool underlying 2025.

8. Scholastic Corporation - Form 10-K for the year ended May 31, 2025

- Evidence informing the 2024 market-value input; displayed series and growth include calculations: Scholastic's fiscal 2024 product, service, production and inventory-reserve costs were xx.xx% of revenue; postage, freight, shipping, fulfillment and other costs were xx.xx%. These broad categories constrain, but do not directly establish, eligible outsourced-service spending.
- Evidence informing the 2025 market-value input; displayed series and growth include calculations: The corresponding fiscal 2025 proportions were xx.xx% and xx.xx%. Royalties and prepublication amortization are separately disclosed, allowing their exclusion from the service-market bridge.
- Evidence informing base-year allocation inputs; displayed values and growth are calculated: Fiscal-2025 product, service, production and inventory-reserve costs were xx.xx% of revenue. The broader cost category constrains the manufacturing spending boundary but does not directly disclose printing-service revenue.
- Evidence informing forecast-year allocation inputs; displayed values and growth are calculated: Fiscal-2025 product, service, production and inventory-reserve costs were xx.xx% of revenue. The broader cost category constrains the manufacturing spending boundary but does not directly disclose printing-service revenue.
- Evidence informing base-year allocation inputs; displayed values and growth are calculated: Prepublication amortization is disclosed separately from production costs, supporting exclusion of adjacent amortization rather than equating it with externally purchased prepress.
- Evidence informing forecast-year allocation inputs; displayed values and growth are calculated: Prepublication amortization is disclosed separately from production costs, supporting exclusion of adjacent amortization rather than equating it with externally purchased prepress.
- Evidence informing base-year allocation inputs; displayed values and growth are calculated: Postage, freight, shipping, fulfillment and other costs were xx.xx% of revenue in fiscal 2025 versus xx.xx% in fiscal 2024. This is a broad buyer-cost check, not an eligible outsourced-fulfillment share.
- Evidence informing forecast-year allocation inputs; displayed values and growth are calculated: Postage, freight, shipping, fulfillment and other costs were xx.xx% of revenue in fiscal 2025 versus xx.xx% in fiscal 2024. This is a broad buyer-cost check, not an eligible outsourced-fulfillment share.
- Evidence informing base-year allocation inputs; displayed values and growth are calculated: Outsourced manufacturing coexists with company-operated distribution. Fiscal-2025 production-related costs were xx.xx% of revenue, constraining the inherited spending bridge rather than directly measuring the assumed route fraction.
- Evidence informing forecast-year allocation inputs; displayed values and growth are calculated: Outsourced manufacturing coexists with company-operated distribution. Fiscal-2025 production-related costs were xx.xx% of revenue, constraining the inherited spending bridge rather than directly measuring the assumed route fraction.
- Evidence informing base-year allocation inputs; displayed values and growth are calculated: Book-club revenue was xx.xx% online-ordered and xx.xx% parent-ordered, while products typically went to classrooms. This challenges the use of online sales as a proxy for the external contractor's delivery model.
- Evidence informing forecast-year allocation inputs; displayed values and growth are calculated: Book-club revenue was xx.xx% online-ordered and xx.xx% parent-ordered, while products typically went to classrooms. This challenges the use of online sales as a proxy for the external contractor's delivery model.
- Evidence informing base-year allocation inputs; displayed values and growth are calculated: Direct printer-to-customer fulfillment is a disclosed option. Broader logistics/other costs were xx.xx% of revenue versus xx.xx% previously, providing a cost-boundary check but no global order-level share or service-price growth observation.
- Evidence informing forecast-year allocation inputs; displayed values and growth are calculated: Direct printer-to-customer fulfillment is a disclosed option. Broader logistics/other costs were xx.xx% of revenue versus xx.xx% previously, providing a cost-boundary check but no global order-level share or service-price growth observation.

9. CEWE achieves all targets in 2025 and aims to further increase revenue and earnings in 2026

- Evidence informing the 2025 market-value input; displayed series and growth include calculations: CEWE reported xx.xx CEWE PHOTOBOOK copies in 2025 versus xx.xx in 2024, supporting a positive specialty-book volume assumption without establishing global adoption.
- Evidence informing the 2026 market-value input; displayed series and growth include calculations: Observed 2025 photobook growth informs the specialty-demand assumption for 2026; the market value remains modeled.
- Evidence informing the 2032 market-value input; displayed series and growth include calculations: The observed specialty-book activity is a starting condition for the forecast, not independent proof of continued growth through 2032.
- Evidence informing the 2040 market-value input; displayed series and growth include calculations: The forecast explicitly slows specialty-demand growth after 2032; this source supplies the initial commercial observation, not the long-term growth rate.
- Evidence informing base-year allocation inputs; displayed values and growth are calculated: CEWE reports xx.xx photobooks in 2025 compared with xx.xx in 2024. This independently establishes specialty-book activity underlying the nonpublisher model, without establishing a global expansion factor.
- Evidence informing forecast-year allocation inputs; displayed values and growth are calculated: CEWE reports xx.xx photobooks in 2025 compared with xx.xx in 2024. This independently establishes specialty-book activity underlying the nonpublisher model, without establishing a global expansion factor.
- Evidence informing base-year allocation inputs; displayed values and growth are calculated: Observed photobook activity supports retaining premium specialty commissions in the manufacturing mix; the binding allocation and unchanged future cohort profile remain assumptions.
- Evidence informing forecast-year allocation inputs; displayed values and growth are calculated: Observed photobook activity supports retaining premium specialty commissions in the manufacturing mix; the binding allocation and unchanged future cohort profile remain assumptions.
- Evidence informing base-year allocation inputs; displayed values and growth are calculated: Reported photobook volumes constrain personal-book activity and the nonpublisher starting condition, not hardcover prevalence or future share.
- Evidence informing forecast-year allocation inputs; displayed values and growth are calculated: Reported photobook volumes constrain personal-book activity and the nonpublisher starting condition, not hardcover prevalence or future share.
- Evidence informing base-year allocation inputs; displayed values and growth are calculated: Photobook activity supports the separate personal-book commissioning block; its softcover fraction remains assumed.
- Evidence informing forecast-year allocation inputs; displayed values and growth are calculated: Photobook activity supports the separate personal-book commissioning block; its softcover fraction remains assumed.
- Evidence informing base-year allocation inputs; displayed values and growth are calculated: Reported photobook copies rose from xx.xx to xx.xx; the narrower 2026 target qualifies strong specialty-growth assumptions.
- Evidence informing forecast-year allocation inputs; displayed values and growth are calculated: Reported photobook copies rose from xx.xx to xx.xx; the narrower 2026 target qualifies strong specialty-growth assumptions.
- Evidence informing base-year allocation inputs; displayed values and growth are calculated: Specialty-book activity constrains the presentation-demand scenario but does not measure gift-box attachment.
- Evidence informing forecast-year allocation inputs; displayed values and growth are calculated: Specialty-book activity constrains the presentation-demand scenario but does not measure gift-box attachment.
- Evidence informing base-year allocation inputs; displayed values and growth are calculated: Reports xx.xx CEWE PHOTOBOOK units in 2025 versus xx.xx in 2024, constraining the specialty-book demand budget without establishing a global process split.
- Evidence informing forecast-year allocation inputs; displayed values and growth are calculated: Reports xx.xx CEWE PHOTOBOOK units in 2025 versus xx.xx in 2024, constraining the specialty-book demand budget without establishing a global process split.
- Evidence informing base-year allocation inputs; displayed values and growth are calculated: Observed photobook activity supports the common photographic-demand input; electrophotographic attribution remains an explicit assumption.
- Evidence informing forecast-year allocation inputs; displayed values and growth are calculated: Observed photobook activity supports the common photographic-demand input; electrophotographic attribution remains an explicit assumption.
- Evidence informing base-year allocation inputs; displayed values and growth are calculated: The photobook

10. Paperback Printing Cost - Kindle Direct Publishing

- Evidence informing the 2025 market-value input; displayed series and growth include calculations: The inspected U.S. paperback schedule charges USD xx.xx plus USD xx.xx per page for the specified regular-trim black-ink category. It provides a contemporary commercial price comparison for the assumed USD xx.xx self-publishing production receipt, not an observed historical price or volume.
- Evidence informing the 2026 market-value input; displayed series and growth include calculations: The schedule distinguishes printing charges from royalties and retail list prices, supporting the production-receipt boundary used in the estimate.
- Evidence informing base-year allocation inputs; displayed values and growth are calculated: The current U.S. regular-trim black-ink schedule uses USD xx.xx plus USD xx.xx per page for the relevant page band, yielding the USD xx.xx representative manufacturing comparator. It anchors relative weights, not an observed global 2025 price or future share.
- Evidence informing forecast-year allocation inputs; displayed values and growth are calculated: The current U.S. regular-trim black-ink schedule uses USD xx.xx plus USD xx.xx per page for the relevant page band, yielding the USD xx.xx representative manufacturing comparator. It anchors relative weights, not an observed global 2025 price or future share.
- Evidence informing base-year allocation inputs; displayed values and growth are calculated: The paperback manufacturing comparator supplies the baseline from which the modeled binding component and hardcover increment are separated.
- Evidence informing forecast-year allocation inputs; displayed values and growth are calculated: The paperback manufacturing comparator supplies the baseline from which the modeled binding component and hardcover increment are separated.
- Evidence informing base-year allocation inputs; displayed values and growth are calculated: The separately identified paperback printing charge constrains the self-publishing production-receipt model and its distinction from retail proceeds.
- Evidence informing forecast-year allocation inputs; displayed values and growth are calculated: The separately identified paperback printing charge constrains the self-publishing production-receipt model and its distinction from retail proceeds.
- Evidence informing base-year allocation inputs; displayed values and growth are calculated: The inspected U.S. regular-trim black-ink schedule charges USD xx.xx plus USD xx.xx per page. It is a contemporary production-charge comparison for the modeled USD xx.xx receipt, not an observed historical Global average.
- Evidence informing forecast-year allocation inputs; displayed values and growth are calculated: The inspected U.S. regular-trim black-ink schedule charges USD xx.xx plus USD xx.xx per page. It is a contemporary production-charge comparison for the modeled USD xx.xx receipt, not an observed historical Global average.
- Evidence informing base-year allocation inputs; displayed values and growth are calculated: The relevant current U.S. paperback printing schedule is USD xx.xx plus USD xx.xx per page, giving USD xx.xx at xx.xx pages. This is a commercial price comparison for creator-production receipts, not proof of 2025 realization, volume or fulfillment mix.
- Evidence informing forecast-year allocation inputs; displayed values and growth are calculated: The relevant current U.S. paperback printing schedule is USD xx.xx plus USD xx.xx per page, giving USD xx.xx at xx.xx pages. This is a commercial price comparison for creator-production receipts, not proof of 2025 realization, volume or fulfillment mix.
- Evidence informing base-year allocation inputs; displayed values and growth are calculated: The current U.S. regular-trim black-ink schedule of USD xx.xx plus USD xx.xx per page gives USD xx.xx at xx.xx pages, a magnitude check for modeled single-copy receipts. It establishes neither global volume nor historical or forecast share.
- Evidence informing forecast-year allocation inputs; displayed values and growth are calculated: The current U.S. regular-trim black-ink schedule of USD xx.xx plus USD xx.xx per page gives USD xx.xx at xx.xx pages, a magnitude check for modeled single-copy receipts. It establishes neither global volume nor historical or forecast share.
- Evidence informing base-year allocation inputs; displayed values and growth are calculated: The current U.S. regular-trim black-ink schedule charges USD xx.xx plus USD xx.xx per page, yielding USD xx.xx for xx.xx pages. This is a contemporary price comparator, not a historical global average. ([kdp.amazon.com](https://kdp.amazon.com/en_US/help/topic/G201834340))
- Evidence informing forecast-year allocation inputs; displayed values and growth are calculated: The current U.S. regular-trim black-ink schedule charges USD xx.xx plus USD xx.xx per page, yielding USD xx.xx for xx.xx pages. This is a contemporary price comparator, not a historical global average. ([kdp.amazon.com](https://kdp.amazon.com/en_US/help/topic/G201834340))
- Evidence informing base-year allocation inputs; displayed values and growth are calculated: The comparable standard and premium color charges calculate to USD xx.xx and USD xx.xx. They constrain relative

11. European Book Publishing Statistics 2017

- Evidence informing the 2017 market-value input; displayed series and growth include calculations: The association's primary survey reports approximately EUR xx.xx of European net publisher revenue for 2017, constraining the pre-pandemic demand level.

12. European Book Publishing Statistics 2019

- Evidence informing the 2018 market-value input; displayed series and growth include calculations: The association reports approximately EUR xx.xx of publisher revenue for 2018.
- Evidence informing the 2019 market-value input; displayed series and growth include calculations: The association reports approximately EUR xx.xx for 2019 and identifies a questionnaire change that limits exact comparability with earlier observations.

13. 2021 年新闻出版产业分析报告

- Evidence informing the 2020 market-value input; displayed series and growth include calculations: The official report's 2021 comparison identifies a substantial rebound from 2020, constraining the pandemic-recovery bridge.
- Evidence informing the 2021 market-value input; displayed series and growth include calculations: China reported xx.xx book copies or sheets in 2021, up xx.xx%; the report also distinguishes textbook output and reprints.
- Evidence informing base-year allocation inputs; displayed values and growth are calculated: China's official 2021 textbook share was xx.xx% of book copies. It supplies an older educational-activity proxy, not a monochrome share.
([nppa.gov.cn](https://www.nppa.gov.cn/xxgk/fdzdgknr/tjxx/xx.xx/P020230530667517704140.pdf))
- Evidence informing forecast-year allocation inputs; displayed values and growth are calculated: China's official 2021 textbook share was xx.xx% of book copies. It supplies an older educational-activity proxy, not a monochrome share.
([nppa.gov.cn](https://www.nppa.gov.cn/xxgk/fdzdgknr/tjxx/xx.xx/P020230530667517704140.pdf))
- Evidence informing base-year allocation inputs; displayed values and growth are calculated: The textbook copy proportion constrains educational exposure; comparable monetary intensity and spot-color incidence are modeled separately.
([nppa.gov.cn](https://www.nppa.gov.cn/xxgk/fdzdgknr/tjxx/xx.xx/P020230530667517704140.pdf))
- Evidence informing forecast-year allocation inputs; displayed values and growth are calculated: The textbook copy proportion constrains educational exposure; comparable monetary intensity and spot-color incidence are modeled separately.
([nppa.gov.cn](https://www.nppa.gov.cn/xxgk/fdzdgknr/tjxx/xx.xx/P020230530667517704140.pdf))
- Evidence informing base-year allocation inputs; displayed values and growth are calculated: The educational-activity observation contributes to the shared demand proxy carried into the full-color base and forecast models; no color split is reported.
([nppa.gov.cn](https://www.nppa.gov.cn/xxgk/fdzdgknr/tjxx/xx.xx/P020230530667517704140.pdf))
- Evidence informing forecast-year allocation inputs; displayed values and growth are calculated: The educational-activity observation contributes to the shared demand proxy carried into the full-color base and forecast models; no color split is reported.
([nppa.gov.cn](https://www.nppa.gov.cn/xxgk/fdzdgknr/tjxx/xx.xx/P020230530667517704140.pdf))

14. European Book Publishing Statistics 2023

- Evidence informing the 2022 market-value input; displayed series and growth include calculations: European net publisher revenue was approximately EUR xx.xx in 2022; the association describes paper-cost pressure and price-led growth.

15. Hardcover Printing Cost - Kindle Direct Publishing
    - Evidence informing base-year allocation inputs; displayed values and growth are calculated: The current U.S. regular-trim hardcover schedule uses USD xx.xx plus USD xx.xx per page in the relevant band. Comparison with paperback charges constrains the premium-equivalent manufacturing model.
    - Evidence informing forecast-year allocation inputs; displayed values and growth are calculated: The current U.S. regular-trim hardcover schedule uses USD xx.xx plus USD xx.xx per page in the relevant band. Comparison with paperback charges constrains the premium-equivalent manufacturing model.
    - Evidence informing base-year allocation inputs; displayed values and growth are calculated: The USD xx.xx fixed-charge difference supplies the POD premium input; the xx.xx% commercial-run realization and premium incidence are explicitly modeled rather than disclosed.
    - Evidence informing forecast-year allocation inputs; displayed values and growth are calculated: The USD xx.xx fixed-charge difference supplies the POD premium input; the xx.xx% commercial-run realization and premium incidence are explicitly modeled rather than disclosed.
16. User Fees - University of Wisconsin-Milwaukee Print & Copy Services
    - Evidence informing base-year allocation inputs; displayed values and growth are calculated: The university service schedule separately prices preflight/prepress preparation at USD xx.xx per hour, establishing a paid preparation activity rather than an automatic component of every printing-platform purchase.
    - Evidence informing forecast-year allocation inputs; displayed values and growth are calculated: The university service schedule separately prices preflight/prepress preparation at USD xx.xx per hour, establishing a paid preparation activity rather than an automatic component of every printing-platform purchase.
    - Evidence informing base-year allocation inputs; displayed values and growth are calculated: Perfect binding is listed at USD xx.xx-xx.xx per book. The lower endpoint is the model's basic-binding comparator, not a measured worldwide realization.
    - Evidence informing forecast-year allocation inputs; displayed values and growth are calculated: Perfect binding is listed at USD xx.xx-xx.xx per book. The lower endpoint is the model's basic-binding comparator, not a measured worldwide realization.

17. How Much Does It Cost to Print a Book? - QinPrinting
    - Evidence informing base-year allocation inputs; displayed values and growth are calculated: The supplier's delivered xx.xx-page, xx.xx-copy color-book examples list USD xx.xx for softcover and USD xx.xx for hardcover. They provide a commercial-run countercheck, with delivery and product differences preventing direct substitution.
    - Evidence informing forecast-year allocation inputs; displayed values and growth are calculated: The supplier's delivered xx.xx-page, xx.xx-copy color-book examples list USD xx.xx for softcover and USD xx.xx for hardcover. They provide a commercial-run countercheck, with delivery and product differences preventing direct substitution.
    - Evidence informing base-year allocation inputs; displayed values and growth are calculated: The smaller hardcover premium in this offset example qualifies extrapolation of the full POD hardcover increment into binding revenue.
    - Evidence informing forecast-year allocation inputs; displayed values and growth are calculated: The smaller hardcover premium in this offset example qualifies extrapolation of the full POD hardcover increment into binding revenue.
    - Evidence informing base-year allocation inputs; displayed values and growth are calculated: Comparable hardcover and softcover quotations constrain the assumed relative manufacturing realization after scope adjustments.
    - Evidence informing forecast-year allocation inputs; displayed values and growth are calculated: Comparable hardcover and softcover quotations constrain the assumed relative manufacturing realization after scope adjustments.
    - Evidence informing base-year allocation inputs; displayed values and growth are calculated: Softcover prices provide a commercial comparison, not a historical global average.
    - Evidence informing forecast-year allocation inputs; displayed values and growth are calculated: Softcover prices provide a commercial comparison, not a historical global average.
    - Evidence informing base-year allocation inputs; displayed values and growth are calculated: Board-book quotations constrain the assumed production receipt; delivery and duties require adjustment.
    - Evidence informing forecast-year allocation inputs; displayed values and growth are calculated: Board-book quotations constrain the assumed production receipt; delivery and duties require adjustment.
    - Evidence informing base-year allocation inputs; displayed values and growth are calculated: Mechanical-binding quotations constrain the unit-receipt assumption, not incidence.
    - Evidence informing forecast-year allocation inputs; displayed values and growth are calculated: Mechanical-binding quotations constrain the unit-receipt assumption, not incidence.
    - Evidence informing base-year allocation inputs; displayed values and growth are calculated: Short-booklet quotations constrain the lower realization used for eligible saddle-stitched books.
    - Evidence informing forecast-year allocation inputs; displayed values and growth are calculated: Short-booklet quotations constrain the lower realization used for eligible saddle-stitched books.
18. Book Wrap Mailers / Book Boxes - Packaging ONE
    - Evidence informing base-year allocation inputs; displayed values and growth are calculated: The manufacturer lists MP2 book mailers at GBP xx.xx each for xx.xx packs of xx.xx excluding VAT. The converted unit price supplies the packaging-creation value proxy, not a global average or a historical quote.
    - Evidence informing forecast-year allocation inputs; displayed values and growth are calculated: The manufacturer lists MP2 book mailers at GBP xx.xx each for xx.xx packs of xx.xx excluding VAT. The converted unit price supplies the packaging-creation value proxy, not a global average or a historical quote.
    - Evidence informing base-year allocation inputs; displayed values and growth are calculated: The enclosure price forms the other side of the creation-versus-packing ratio. One comparable enclosure per packing unit is an explicit activity-matching assumption.
    - Evidence informing forecast-year allocation inputs; displayed values and growth are calculated: The enclosure price forms the other side of the creation-versus-packing ratio. One comparable enclosure per packing unit is an explicit activity-matching assumption.

19. Foreign Exchange Rates - G.5A Annual, January 5, 2026
    - Evidence informing base-year allocation inputs; displayed values and growth are calculated: The official 2025 annual average is USD xx.xx per GBP. It converts the GBP packaging comparator into the common monetary basis used in the starting allocation.
    - Evidence informing forecast-year allocation inputs; displayed values and growth are calculated: The official 2025 annual average is USD xx.xx per GBP. It converts the GBP packaging comparator into the common monetary basis used in the starting allocation.
    - Evidence informing base-year allocation inputs; displayed values and growth are calculated: The same conversion supports the common-currency packaging/packing denominator inherited by the forecast; no 2032 exchange rate is asserted.
    - Evidence informing forecast-year allocation inputs; displayed values and growth are calculated: The same conversion supports the common-currency packaging/packing denominator inherited by the forecast; no 2032 exchange rate is asserted.
20. Optional Book Publishing Services - InstantPublisher
    - Evidence informing base-year allocation inputs; displayed values and growth are calculated: The provider lists layout/typesetting at USD xx.xx per page with a USD xx.xx minimum. This supports the preparation-spending feasibility check, with purchase incidence and copies per job remaining assumptions.
    - Evidence informing forecast-year allocation inputs; displayed values and growth are calculated: The provider lists layout/typesetting at USD xx.xx per page with a USD xx.xx minimum. This supports the preparation-spending feasibility check, with purchase incidence and copies per job remaining assumptions.
    - Evidence informing base-year allocation inputs; displayed values and growth are calculated: Individual shrink-wrapping is listed at USD xx.xx each plus USD xx.xx setup. Amortizing setup over an assumed xx.xx copies gives the USD xx.xx packing comparator.
    - Evidence informing forecast-year allocation inputs; displayed values and growth are calculated: Individual shrink-wrapping is listed at USD xx.xx each plus USD xx.xx setup. Amortizing setup over an assumed xx.xx copies gives the USD xx.xx packing comparator.
21. How Does Merchant Pricing Work for Ecommerce Stores? - Lulu Direct
    - Evidence informing base-year allocation inputs; displayed values and growth are calculated: The September 2026 merchant-pricing explanation identifies a USD xx.xx fulfillment fee and separates merchant retail receipts from payments for supplier production, shipping and taxes. The fee is a contemporary feasibility comparator, not verified 2025 penetration or a future charge.
    - Evidence informing forecast-year allocation inputs; displayed values and growth are calculated: The September 2026 merchant-pricing explanation identifies a USD xx.xx fulfillment fee and separates merchant retail receipts from payments for supplier production, shipping and taxes. The fee is a contemporary feasibility comparator, not verified 2025 penetration or a future charge.
    - Evidence informing base-year allocation inputs; displayed values and growth are calculated: Merchant retail receipts are separate from payments for printing and fulfillment. The current page lists a USD xx.xx fulfillment fee, with shipping and taxes separately calculated. This supports the service-value boundary, not a historical average fee or global order volume.
    - Evidence informing forecast-year allocation inputs; displayed values and growth are calculated: Merchant retail receipts are separate from payments for printing and fulfillment. The current page lists a USD xx.xx fulfillment fee, with shipping and taxes separately calculated. This supports the service-value boundary, not a historical average fee or global order volume.
    - Evidence informing base-year allocation inputs; displayed values and growth are calculated: Lulu identifies separate retail and production/fulfillment transactions and a USD xx.xx fulfillment fee. This supports excluding merchant retail margins from production-service value and avoiding automatic procurement-channel classification from the storefront.
    - Evidence informing forecast-year allocation inputs; displayed values and growth are calculated: Lulu identifies separate retail and production/fulfillment transactions and a USD xx.xx fulfillment fee. This supports excluding merchant retail margins from production-service value and avoiding automatic procurement-channel classification from the storefront.

22. AAP December 2025 StatShot Report

- Evidence informing base-year allocation inputs; displayed values and growth are calculated: The primary monthly reporting panel's full-year 2025 trade figures show paperback revenue down xx.xx%. This qualifies broad physical-book growth assumptions and supplies directional mix evidence only.
- Evidence informing forecast-year allocation inputs; displayed values and growth are calculated: The primary monthly reporting panel's full-year 2025 trade figures show paperback revenue down xx.xx%. This qualifies broad physical-book growth assumptions and supplies directional mix evidence only.
- Evidence informing base-year allocation inputs; displayed values and growth are calculated: The same approximately xx.xx-publisher panel shows hardcover revenue up xx.xx%. It supports a modest premium-mix hypothesis but neither measures global binding spending nor proves the forecast.
- Evidence informing forecast-year allocation inputs; displayed values and growth are calculated: The same approximately xx.xx-publisher panel shows hardcover revenue up xx.xx%. It supports a modest premium-mix hypothesis but neither measures global binding spending nor proves the forecast.
- Evidence informing base-year allocation inputs; displayed values and growth are calculated: Direct-participant 2025 hardback revenue of approximately USD xx.xx anchors the adjusted conventional-format model; it is not printing revenue or a global share.
- Evidence informing forecast-year allocation inputs; displayed values and growth are calculated: Direct-participant 2025 hardback revenue of approximately USD xx.xx anchors the adjusted conventional-format model; it is not printing revenue or a global share.
- Evidence informing base-year allocation inputs; displayed values and growth are calculated: Reported paperback revenue of approximately USD xx.xx plus USD xx.xx mass-market revenue supplies the comparison input. Reported annual movements qualify the forecast starting mix, not its future persistence.
- Evidence informing forecast-year allocation inputs; displayed values and growth are calculated: Reported paperback revenue of approximately USD xx.xx plus USD xx.xx mass-market revenue supplies the comparison input. Reported annual movements qualify the forecast starting mix, not its future persistence.
- Evidence informing base-year allocation inputs; displayed values and growth are calculated: Direct publisher-sample religious and trade physical-format receipts provide a category-intensity proxy, subject to explicit geographic and coverage adjustments.
- Evidence informing forecast-year allocation inputs; displayed values and growth are calculated: Direct publisher-sample religious and trade physical-format receipts provide a category-intensity proxy, subject to explicit geographic and coverage adjustments.
- Evidence informing base-year allocation inputs; displayed values and growth are calculated: Reported professional-book receipts and their 2025 decline challenge assumptions of automatic growth from recurring reference relationships.
- Evidence informing forecast-year allocation inputs; displayed values and growth are calculated: Reported professional-book receipts and their 2025 decline challenge assumptions of automatic growth from recurring reference relationships.

23. Print and Associated Services Framework - Lot 1 Buyer Guide: Framework Objectives
    - Evidence informing base-year allocation inputs; displayed values and growth are calculated: The public purchasing framework separately specifies production-management advice. It establishes a purchased responsibility but not a global fee rate or permission to count subcontract pass-through as retained revenue.
    - Evidence informing forecast-year allocation inputs; displayed values and growth are calculated: The public purchasing framework separately specifies production-management advice. It establishes a purchased responsibility but not a global fee rate or permission to count subcontract pass-through as retained revenue.
    - Evidence informing base-year allocation inputs; displayed values and growth are calculated: The framework also specifies finished-goods stock holding and call-off, with required holding costs included in the print-job price. This supports allocating embedded production-linked fulfillment rather than restricting the category to standalone invoices.
    - Evidence informing forecast-year allocation inputs; displayed values and growth are calculated: The framework also specifies finished-goods stock holding and call-off, with required holding costs included in the print-job price. This supports allocating embedded production-linked fulfillment rather than restricting the category to standalone invoices.
    - Evidence informing base-year allocation inputs; displayed values and growth are calculated: Finished goods may be held for call-off, with storage included in the print job where required. This supports consolidated releases as a production-linked arrangement without assuming every release is an individual order.
    - Evidence informing forecast-year allocation inputs; displayed values and growth are calculated: Finished goods may be held for call-off, with storage included in the print job where required. This supports consolidated releases as a production-linked arrangement without assuming every release is an individual order.
    - Evidence informing base-year allocation inputs; displayed values and growth are calculated: Contractors maintain designated distribution lists, deliver to nominated addresses and receive job-specific copy allocations, supporting the modeled list-delivery category.
    - Evidence informing forecast-year allocation inputs; displayed values and growth are calculated: Contractors maintain designated distribution lists, deliver to nominated addresses and receive job-specific copy allocations, supporting the modeled list-delivery category.
    - Evidence informing base-year allocation inputs; displayed values and growth are calculated: The coexistence of stock holding, call-off and distribution-list obligations supports separating production trigger from fulfillment responsibility; call-off alone does not establish transaction-level fulfillment.
    - Evidence informing forecast-year allocation inputs; displayed values and growth are calculated: The coexistence of stock holding, call-off and distribution-list obligations supports separating production trigger from fulfillment responsibility; call-off alone does not establish transaction-level fulfillment.

24. Frequently Asked Questions - IngramSpark
    - Evidence informing base-year allocation inputs; displayed values and growth are calculated: IngramSpark states that it does not provide editing, typesetting or design services. This counterexample prevents treating all platform manufacturing commissions as purchases of professional preparation services.
    - Evidence informing forecast-year allocation inputs; displayed values and growth are calculated: IngramSpark states that it does not provide editing, typesetting or design services. This counterexample prevents treating all platform manufacturing commissions as purchases of professional preparation services.
    - Evidence informing base-year allocation inputs; displayed values and growth are calculated: The provider permits nonexclusive sourcing when the customer owns its ISBN and does not offer editing, typesetting or design. These terms constrain the author service boundary, not adoption or revenue growth.
    - Evidence informing forecast-year allocation inputs; displayed values and growth are calculated: The provider permits nonexclusive sourcing when the customer owns its ISBN and does not offer editing, typesetting or design. These terms constrain the author service boundary, not adoption or revenue growth.
    - Evidence informing base-year allocation inputs; displayed values and growth are calculated: IngramSpark permits nonexclusive use of other printers, distributors and fulfillment providers when publishers own their ISBN. This establishes an alternative-sourcing option, not observed switching or a numerical channel allocation.
    - Evidence informing forecast-year allocation inputs; displayed values and growth are calculated: IngramSpark permits nonexclusive use of other printers, distributors and fulfillment providers when publishers own their ISBN. This establishes an alternative-sourcing option, not observed switching or a numerical channel allocation.
25. Packaging Printing & Production - Imago Group
    - Evidence informing base-year allocation inputs; displayed values and growth are calculated: The supplier identifies book slipcases, clamshell cases, tray-and-lid constructions and multicomponent publisher packaging. This supports the enclosure-production boundary and the limitation of a simple mailer-price proxy; it does not supply sales weights.
    - Evidence informing forecast-year allocation inputs; displayed values and growth are calculated: The supplier identifies book slipcases, clamshell cases, tray-and-lid constructions and multicomponent publisher packaging. This supports the enclosure-production boundary and the limitation of a simple mailer-price proxy; it does not supply sales weights.
26. Services - Bridgeport National Bindery
    - Evidence informing base-year allocation inputs; displayed values and growth are calculated: The short-run book-production portfolio separately lists shrink-wrapping and set packing. It establishes commercial packing activity distinct from enclosure manufacture and binding, without measuring its revenue.
    - Evidence informing forecast-year allocation inputs; displayed values and growth are calculated: The short-run book-production portfolio separately lists shrink-wrapping and set packing. It establishes commercial packing activity distinct from enclosure manufacture and binding, without measuring its revenue.
27. Terms and Conditions - CPI Print Germany
    - Evidence informing base-year allocation inputs; displayed values and growth are calculated: Published terms distinguish ex-works production prices from packaging, freight and postage and reserve specified input-cost adjustment rights. They support comparable-scope valuation but do not establish realized inflation.
    - Evidence informing forecast-year allocation inputs; displayed values and growth are calculated: Published terms distinguish ex-works production prices from packaging, freight and postage and reserve specified input-cost adjustment rights. They support comparable-scope valuation but do not establish realized inflation.
    - Evidence informing base-year allocation inputs; displayed values and growth are calculated: Separate treatment of forwarding and storage responsibilities supports the eligible production-linked service boundary; contractual rights do not prove the assumed future fee-growth rate.
    - Evidence informing forecast-year allocation inputs; displayed values and growth are calculated: Separate treatment of forwarding and storage responsibilities supports the eligible production-linked service boundary; contractual rights do not prove the assumed future fee-growth rate.

28. ONIX Codelists Issue 75 - List 150: Product Form
    - Evidence informing base-year allocation inputs; displayed values and growth are calculated: BB identifies hardback/cased books.
    - Evidence informing forecast-year allocation inputs; displayed values and growth are calculated: BB identifies hardback/cased books.
    - Evidence informing base-year allocation inputs; displayed values and growth are calculated: BC identifies paperback/softback books.
    - Evidence informing forecast-year allocation inputs; displayed values and growth are calculated: BC identifies paperback/softback books.
    - Evidence informing base-year allocation inputs; displayed values and growth are calculated: BH distinguishes board-page books from conventional books with rigid covers.
    - Evidence informing forecast-year allocation inputs; displayed values and growth are calculated: BH distinguishes board-page books from conventional books with rigid covers.
    - Evidence informing base-year allocation inputs; displayed values and growth are calculated: BE groups spiral, comb and coil forms.
    - Evidence informing forecast-year allocation inputs; displayed values and growth are calculated: BE groups spiral, comb and coil forms.
    - Evidence informing base-year allocation inputs; displayed values and growth are calculated: BD identifies loose-leaf books.
    - Evidence informing forecast-year allocation inputs; displayed values and growth are calculated: BD identifies loose-leaf books.
    - Evidence informing base-year allocation inputs; displayed values and growth are calculated: BF includes stapled short books; nonbook uses are excluded from the model.
    - Evidence informing forecast-year allocation inputs; displayed values and growth are calculated: BF includes stapled short books; nonbook uses are excluded from the model.
    - Evidence informing base-year allocation inputs; displayed values and growth are calculated: BL recognizes slide-bound books without measuring current sales.
    - Evidence informing forecast-year allocation inputs; displayed values and growth are calculated: BL recognizes slide-bound books without measuring current sales.
    - Evidence informing base-year allocation inputs; displayed values and growth are calculated: BO recognizes continuous concertina-fold books; nonbook charts are excluded.
    - Evidence informing forecast-year allocation inputs; displayed values and growth are calculated: BO recognizes continuous concertina-fold books; nonbook charts are excluded.
    - Evidence informing base-year allocation inputs; displayed values and growth are calculated: BI identifies textile-page books, not cloth-covered paper books.
    - Evidence informing forecast-year allocation inputs; displayed values and growth are calculated: BI identifies textile-page books, not cloth-covered paper books.
    - Evidence informing base-year allocation inputs; displayed values and growth are calculated: BJ identifies waterproof bath-book forms.
    - Evidence informing forecast-year allocation inputs; displayed values and growth are calculated: BJ identifies waterproof bath-book forms.
    - Evidence informing base-year allocation inputs; displayed values and growth are calculated: BP identifies foam-page and foam-cover books.
    - Evidence informing forecast-year allocation inputs; displayed values and growth are calculated: BP identifies foam-page and foam-cover books.

29. Thomson Reuters - Fourth-Quarter and Full-Year 2025 Results
    - Evidence informing base-year allocation inputs; displayed values and growth are calculated: Global Print revenue and contraction constrain professional-print scale and substitution direction; content receipts are not treated as loose-leaf service revenue.
    - Evidence informing forecast-year allocation inputs; displayed values and growth are calculated: Global Print revenue and contraction constrain professional-print scale and substitution direction; content receipts are not treated as loose-leaf service revenue.
30. Lulu - Discontinuing Saddle Stitch in Global Distribution
    - Evidence informing base-year allocation inputs; displayed values and growth are calculated: Provider-specific wholesale distribution restrictions establish a channel constraint, not a global sales weight or measured forecast decline.
    - Evidence informing forecast-year allocation inputs; displayed values and growth are calculated: Provider-specific wholesale distribution restrictions establish a channel constraint, not a global sales weight or measured forecast decline.
31. MAGACOPY Sofia - Copying and Printing Prices
    - Evidence informing base-year allocation inputs; displayed values and growth are calculated: A current EUR xx.xx binding-only charge establishes a live commercial service and a price-scope comparison; full-book USD receipts and incidence remain assumed.
    - Evidence informing forecast-year allocation inputs; displayed values and growth are calculated: A current EUR xx.xx binding-only charge establishes a live commercial service and a price-scope comparison; full-book USD receipts and incidence remain assumed.
32. Imago Group - Spotlight on Children's Books for National Young Readers Week
    - Evidence informing base-year allocation inputs; displayed values and growth are calculated: The company's children's portfolio supports board-book commercial classification, not order volumes.
    - Evidence informing forecast-year allocation inputs; displayed values and growth are calculated: The company's children's portfolio supports board-book commercial classification, not order volumes.
    - Evidence informing base-year allocation inputs; displayed values and growth are calculated: Cloth-book offerings support the textile-page category premise, not its modeled incidence.
    - Evidence informing forecast-year allocation inputs; displayed values and growth are calculated: Cloth-book offerings support the textile-page category premise, not its modeled incidence.
    - Evidence informing base-year allocation inputs; displayed values and growth are calculated: Bath-book offerings support a separate commercial category; sales and service receipts are undisclosed.
    - Evidence informing forecast-year allocation inputs; displayed values and growth are calculated: Bath-book offerings support a separate commercial category; sales and service receipts are undisclosed.
33. Pegasus - My First Book of Shapes: EVA Foam Book
    - Evidence informing base-year allocation inputs; displayed values and growth are calculated: The dated 2025 product identifies foam pages and supports commercial-status and classification checks, not global volume or supplier realization.
    - Evidence informing forecast-year allocation inputs; displayed values and growth are calculated: The dated 2025 product identifies foam pages and supports commercial-status and classification checks, not global volume or supplier realization.

34. U.S. Consumer Product Safety Commission - Children's Books
    - Evidence informing base-year allocation inputs; displayed values and growth are calculated: Product classification and intended audience affect commercial compliance accountability; no numerical surcharge is inferred.
    - Evidence informing forecast-year allocation inputs; displayed values and growth are calculated: Product classification and intended audience affect commercial compliance accountability; no numerical surcharge is inferred.
    - Evidence informing base-year allocation inputs; displayed values and growth are calculated: The exemption boundary supports separate classification rather than assumed conventional-book treatment.
    - Evidence informing forecast-year allocation inputs; displayed values and growth are calculated: The exemption boundary supports separate classification rather than assumed conventional-book treatment.
    - Evidence informing base-year allocation inputs; displayed values and growth are calculated: Compliance classification is retained as an uncertainty, not an exclusion or measured price premium.
    - Evidence informing forecast-year allocation inputs; displayed values and growth are calculated: Compliance classification is retained as an uncertainty, not an exclusion or measured price premium.
    - Evidence informing base-year allocation inputs; displayed values and growth are calculated: Specialty construction does not itself establish ordinary-book exemption eligibility or market inactivity.
    - Evidence informing forecast-year allocation inputs; displayed values and growth are calculated: Specialty construction does not itself establish ordinary-book exemption eligibility or market inactivity.
35. Puget Bindery - Services
    - Evidence informing base-year allocation inputs; displayed values and growth are calculated: The provider identifies training manuals and reference guides as mechanical-binding applications, supporting the commissioning premise without measuring sales incidence.
    - Evidence informing forecast-year allocation inputs; displayed values and growth are calculated: The provider identifies training manuals and reference guides as mechanical-binding applications, supporting the commissioning premise without measuring sales incidence.
    - Evidence informing base-year allocation inputs; displayed values and growth are calculated: Lists commercial letterpress book plates and specialty inserts, supporting a component-service model rather than attribution of the entire book price.
    - Evidence informing forecast-year allocation inputs; displayed values and growth are calculated: Lists commercial letterpress book plates and specialty inserts, supporting a component-service model rather than attribution of the entire book price.
    - Evidence informing base-year allocation inputs; displayed values and growth are calculated: The bindery identifies commercial printers, publishers and corporate print buyers as customers and excludes direct-to-consumer sales. This supports trade-purchasing attribution but supplies no sales percentage.
    - Evidence informing forecast-year allocation inputs; displayed values and growth are calculated: The bindery identifies commercial printers, publishers and corporate print buyers as customers and excludes direct-to-consumer sales. This supports trade-purchasing attribution but supplies no sales percentage.

36. ONIX Codelists Issue 75 - List 80: Product Packaging Type
    - Evidence informing base-year allocation inputs; displayed values and growth are calculated: Separates single-item and multivolume slipcases; supplies classification, not sales weights.
    - Evidence informing forecast-year allocation inputs; displayed values and growth are calculated: Separates single-item and multivolume slipcases; supplies classification, not sales weights.
    - Evidence informing base-year allocation inputs; displayed values and growth are calculated: Distinguishes lidded boxes from slipcase-style boxed sets.
    - Evidence informing forecast-year allocation inputs; displayed values and growth are calculated: Distinguishes lidded boxes from slipcase-style boxed sets.
    - Evidence informing base-year allocation inputs; displayed values and growth are calculated: Open-ended wraparound sleeves are distinct from enclosed wrapping.
    - Evidence informing forecast-year allocation inputs; displayed values and growth are calculated: Open-ended wraparound sleeves are distinct from enclosed wrapping.
    - Evidence informing base-year allocation inputs; displayed values and growth are calculated: Recognizes envelope-like slip-sleeves and wallets or folders.
    - Evidence informing forecast-year allocation inputs; displayed values and growth are calculated: Recognizes envelope-like slip-sleeves and wallets or folders.
    - Evidence informing base-year allocation inputs; displayed values and growth are calculated: Recognizes pouch and bag packaging independently.
    - Evidence informing forecast-year allocation inputs; displayed values and growth are calculated: Recognizes pouch and bag packaging independently.
    - Evidence informing base-year allocation inputs; displayed values and growth are calculated: Separately recognizes shrink-wrapped products and bundles.
    - Evidence informing forecast-year allocation inputs; displayed values and growth are calculated: Separately recognizes shrink-wrapped products and bundles.
    - Evidence informing base-year allocation inputs; displayed values and growth are calculated: Defines formed-plastic clamshells and card-backed blister packaging as distinct constructions.
    - Evidence informing forecast-year allocation inputs; displayed values and growth are calculated: Defines formed-plastic clamshells and card-backed blister packaging as distinct constructions.
    - Evidence informing base-year allocation inputs; displayed values and growth are calculated: Explicitly recognizes book browse-prevention closures.
    - Evidence informing forecast-year allocation inputs; displayed values and growth are calculated: Explicitly recognizes book browse-prevention closures.

37. U.S. Government Publishing Office - Program 827-S: Federal Aviation Administration Books, Contract Pricing and Specifications

- Evidence informing base-year allocation inputs; displayed values and growth are calculated: Historical evaluation quantities provide a container-heavy institutional purchasing counterexample, not global shipment shares.
- Evidence informing forecast-year allocation inputs; displayed values and growth are calculated: Historical evaluation quantities provide a container-heavy institutional purchasing counterexample, not global shipment shares.
- Evidence informing base-year allocation inputs; displayed values and growth are calculated: Separately identifies kraft-envelope packing within the book procurement.
- Evidence informing forecast-year allocation inputs; displayed values and growth are calculated: Separately identifies kraft-envelope packing within the book procurement.
- Evidence informing base-year allocation inputs; displayed values and growth are calculated: Identifies cushioned shipping bags as an eligible book-order enclosure.
- Evidence informing forecast-year allocation inputs; displayed values and growth are calculated: Identifies cushioned shipping bags as an eligible book-order enclosure.
- Evidence informing base-year allocation inputs; displayed values and growth are calculated: Includes wrapped shipping bundles as an alternative purchasing configuration.
- Evidence informing forecast-year allocation inputs; displayed values and growth are calculated: Includes wrapped shipping bundles as an alternative purchasing configuration.
- Evidence informing base-year allocation inputs; displayed values and growth are calculated: Requires packing and filler separately from the external enclosure.
- Evidence informing forecast-year allocation inputs; displayed values and growth are calculated: Requires packing and filler separately from the external enclosure.
- Evidence informing base-year allocation inputs; displayed values and growth are calculated: Identifies closure tape and securing straps independently of container construction.
- Evidence informing forecast-year allocation inputs; displayed values and growth are calculated: Identifies closure tape and securing straps independently of container construction.

38. U.S. Government Publishing Office - Print Order Form 2511 Instructions

- Evidence informing base-year allocation inputs; displayed values and growth are calculated: Specifies paper-banded sets separately from shrink-wrapped sets.
- Evidence informing forecast-year allocation inputs; displayed values and growth are calculated: Specifies paper-banded sets separately from shrink-wrapped sets.
- Evidence informing base-year allocation inputs; displayed values and growth are calculated: Describes shrink-wrapped units nested within cartons, supporting component attribution.
- Evidence informing forecast-year allocation inputs; displayed values and growth are calculated: Describes shrink-wrapped units nested within cartons, supporting component attribution.
- Evidence informing base-year allocation inputs; displayed values and growth are calculated: Distinguishes internal packaging, container quantities and pallet requirements.
- Evidence informing forecast-year allocation inputs; displayed values and growth are calculated: Distinguishes internal packaging, container quantities and pallet requirements.
- Evidence informing base-year allocation inputs; displayed values and growth are calculated: The instructions distinguish nominated delivery addresses and warehouse receiving arrangements, supporting the receiving-point attribution premise, not an observed consolidated market share.
- Evidence informing forecast-year allocation inputs; displayed values and growth are calculated: The instructions distinguish nominated delivery addresses and warehouse receiving arrangements, supporting the receiving-point attribution premise, not an observed consolidated market share.
- Evidence informing base-year allocation inputs; displayed values and growth are calculated: Supplemental distribution lists accommodate multiple destinations, supporting the distinction between preallocated destination delivery and a single receiving-point handoff.
- Evidence informing forecast-year allocation inputs; displayed values and growth are calculated: Supplemental distribution lists accommodate multiple destinations, supporting the distinction between preallocated destination delivery and a single receiving-point handoff.
- Evidence informing base-year allocation inputs; displayed values and growth are calculated: GPO specifies black interior inks separately from cover inks, supporting the monochrome classification and underlying-book attribution premise, not its modeled sales weight. ([gpo.gov](https://www.gpo.gov/docs/default-source/forms-standards-pdf-files/2511_instructions.pdf))
- Evidence informing forecast-year allocation inputs; displayed values and growth are calculated: GPO specifies black interior inks separately from cover inks, supporting the monochrome classification and underlying-book attribution premise, not its modeled sales weight. ([gpo.gov](https://www.gpo.gov/docs/default-source/forms-standards-pdf-files/2511_instructions.pdf))
- Evidence informing base-year allocation inputs; displayed values and growth are calculated: Designated Pantone specifications are recognized for interior inks, supporting a separate spot-color commercial category without measuring its share. ([gpo.gov](https://www.gpo.gov/docs/default-source/forms-standards-pdf-files/2511_instructions.pdf))
- Evidence informing forecast-year allocation inputs; displayed values and growth are calculated: Designated Pantone specifications are recognized for interior inks, supporting a separate spot-color commercial category without measuring its share. ([gpo.gov](https://www.gpo.gov/docs/default-source/forms-standards-pdf-files/2511_instructions.pdf))
- Evidence informing base-year allocation inputs; displayed values and growth are calculated: Four-color process is identified as full color for interior pages; cover color is separately specified. This supports classification at both modeled anchors. ([gpo.gov](https://www.gpo.gov/docs/default-source/forms-standards-pdf-files/2511_instructions.pdf))
- Evidence informing forecast-year allocation inputs; displayed values and growth are calculated: Four-color process is identified as full color for interior pages; cover color is separately specified. This supports classification at both modeled anchors. ([gpo.gov](https://www.gpo.gov/docs/default-source/forms-standards-pdf-files/2511_instructions.pdf))

39. GPOExpress Program Pricing Guide - November 2024
    - Evidence informing base-year allocation inputs; displayed values and growth are calculated: USD xx.xx hand folding provides a handling-cost comparison; the complete band realization remains modeled.
    - Evidence informing forecast-year allocation inputs; displayed values and growth are calculated: USD xx.xx hand folding provides a handling-cost comparison; the complete band realization remains modeled.
    - Evidence informing base-year allocation inputs; displayed values and growth are calculated: USD xx.xx per shrink wrap anchors a small-run comparison, not the assumed global realization.
    - Evidence informing forecast-year allocation inputs; displayed values and growth are calculated: USD xx.xx per shrink wrap anchors a small-run comparison, not the assumed global realization.
    - Evidence informing base-year allocation inputs; displayed values and growth are calculated: USD xx.xx auxiliary insertion supplies a handling-price comparison, not protective-material sales.
    - Evidence informing forecast-year allocation inputs; displayed values and growth are calculated: USD xx.xx auxiliary insertion supplies a handling-price comparison, not protective-material sales.
40. Hardcover Book Protection: Dust Jackets or Slipcases?
    - Evidence informing base-year allocation inputs; displayed values and growth are calculated: Own-product EXW slipcase prices of USD xx.xx, USD xx.xx and USD xx.xx at xx.xx xx.xx and xx.xx units constrain relative realizations.
    - Evidence informing forecast-year allocation inputs; displayed values and growth are calculated: Own-product EXW slipcase prices of USD xx.xx, USD xx.xx and USD xx.xx at xx.xx xx.xx and xx.xx units constrain relative realizations.
41. Book Printing Cost in China: How Printing Prices Are Calculated
    - Evidence informing base-year allocation inputs; displayed values and growth are calculated: Approximately USD xx.xx per export carton including basic packing materials constrains the bulk-package budget; the container allocation is modeled.
    - Evidence informing forecast-year allocation inputs; displayed values and growth are calculated: Approximately USD xx.xx per export carton including basic packing materials constrains the bulk-package budget; the container allocation is modeled.
    - Evidence informing base-year allocation inputs; displayed values and growth are calculated: The inclusive carton quotation constrains combined spending; its cushioning split is assumed.
    - Evidence informing forecast-year allocation inputs; displayed values and growth are calculated: The inclusive carton quotation constrains combined spending; its cushioning split is assumed.
    - Evidence informing base-year allocation inputs; displayed values and growth are calculated: The inclusive carton quotation constrains combined spending; its closure split is assumed.
    - Evidence informing forecast-year allocation inputs; displayed values and growth are calculated: The inclusive carton quotation constrains combined spending; its closure split is assumed.
42. Make Believe Ideas - Independent Retail Catalog 2025
    - Evidence informing base-year allocation inputs; displayed values and growth are calculated: The 2025 catalog identifies activity books with cover-mounted blisters, establishing book-specific participation but not packaging revenue or volume.
    - Evidence informing forecast-year allocation inputs; displayed values and growth are calculated: The 2025 catalog identifies activity books with cover-mounted blisters, establishing book-specific participation but not packaging revenue or volume.
43. Bookmobile - Request Book Printing Quotes the Right Way to Save Money
    - Evidence informing base-year allocation inputs; displayed values and growth are calculated: The printer's bookstore-oriented purchasing guidance cautions against universal shrink-wrap attachment.
    - Evidence informing forecast-year allocation inputs; displayed values and growth are calculated: The printer's bookstore-oriented purchasing guidance cautions against universal shrink-wrap attachment.

44. Digital Book Printing - Bookmobile
    - Evidence informing base-year allocation inputs; displayed values and growth are calculated: The current book-production portfolio separately offers poly bags, supporting commercial category participation rather than a sales weight.
    - Evidence informing forecast-year allocation inputs; displayed values and growth are calculated: The current book-production portfolio separately offers poly bags, supporting commercial category participation rather than a sales weight.
    - Evidence informing base-year allocation inputs; displayed values and growth are calculated: The current portfolio offers shrink-wrap independently of other finishing options.
    - Evidence informing forecast-year allocation inputs; displayed values and growth are calculated: The current portfolio offers shrink-wrap independently of other finishing options.
45. Sell Books on Shopify - Lulu
    - Evidence informing forecast-year allocation inputs; displayed values and growth are calculated: The offered storefront-to-print-and-ship route supports an accessible production-linked parcel channel, not assumed demand.
    - Evidence informing forecast-year allocation inputs; displayed values and growth are calculated: Direct fulfillment availability supports the parcel-use scenario without establishing envelope mix.
    - Evidence informing forecast-year allocation inputs; displayed values and growth are calculated: Direct fulfillment availability supports the parcel-use scenario without establishing bag mix.
46. European Commission - New EU Rules on Packaging Enter into Application
    - Evidence informing forecast-year allocation inputs; displayed values and growth are calculated: Regional packaging minimization supports a directional right-sizing premise, not a measured global box-price effect.
    - Evidence informing forecast-year allocation inputs; displayed values and growth are calculated: Waste-reduction requirements inform the bounded substitution scenario; they do not quantify band adoption.
    - Evidence informing forecast-year allocation inputs; displayed values and growth are calculated: Regional circularity requirements inform lower lightweight-bag exposure without implying a global book-bag ban.
    - Evidence informing forecast-year allocation inputs; displayed values and growth are calculated: Material substitution remains partly internal to the combined film-and-paper category.
    - Evidence informing forecast-year allocation inputs; displayed values and growth are calculated: Regional recyclability pressure informs the niche substitution scenario, not an observed blister-sales decline.
    - Evidence informing forecast-year allocation inputs; displayed values and growth are calculated: Empty-space reduction provides a directional premise for lower cushioning allowance per individual box.
47. Digital Printing - U.S. Government Publishing Office
    - Evidence informing base-year allocation inputs; displayed values and growth are calculated: Procurement examples allow offset or digital alternatives while restricting some digital variants, supporting an acceptance- and run-mix model rather than a universal quality ranking. This is a modeling premise, not an observed process share.
    - Evidence informing forecast-year allocation inputs; displayed values and growth are calculated: Procurement examples allow offset or digital alternatives while restricting some digital variants, supporting an acceptance- and run-mix model rather than a universal quality ranking. This is a modeling premise, not an observed process share.
    - Evidence informing base-year allocation inputs; displayed values and growth are calculated: The purchasing guidance supports conditional digital substitution, not unrestricted interchangeability or an observed forecast allocation.
    - Evidence informing forecast-year allocation inputs; displayed values and growth are calculated: The purchasing guidance supports conditional digital substitution, not unrestricted interchangeability or an observed forecast allocation.

48. Clays demonstrate dedication to digital investment
    - Evidence informing base-year allocation inputs; displayed values and growth are calculated: Reports xx.xx books annually and xx.xx books of digital capacity in an older investment statement; this constrains scale but is not a 2025 realized output mix.
    - Evidence informing forecast-year allocation inputs; displayed values and growth are calculated: Reports xx.xx books annually and xx.xx books of digital capacity in an older investment statement; this constrains scale but is not a 2025 realized output mix.
    - Evidence informing base-year allocation inputs; displayed values and growth are calculated: The company's inkjet investment supports an existing book-production application and a conditional adoption premise, not a quantified global forecast.
    - Evidence informing forecast-year allocation inputs; displayed values and growth are calculated: The company's inkjet investment supports an existing book-production application and a conditional adoption premise, not a quantified global forecast.
    - Evidence informing base-year allocation inputs; displayed values and growth are calculated: The capacity/output comparison is a limited commercial check on continued conventional book production, not a direct offset revenue observation.
    - Evidence informing forecast-year allocation inputs; displayed values and growth are calculated: The capacity/output comparison is a limited commercial check on continued conventional book production, not a direct offset revenue observation.
49. ISO/TC 130 - Guidelines for Using Print Production Standards, Version 1.0, 2019
    - Evidence informing base-year allocation inputs; displayed values and growth are calculated: Distinguishes packaging use cases and printing processes, supporting allocation of gravure to book-associated components rather than the full value of a book.
    - Evidence informing forecast-year allocation inputs; displayed values and growth are calculated: Distinguishes packaging use cases and printing processes, supporting allocation of gravure to book-associated components rather than the full value of a book.
    - Evidence informing base-year allocation inputs; displayed values and growth are calculated: Identifies flexographic packaging applications; the book-specific spending budget and process coefficients remain modeled.
    - Evidence informing forecast-year allocation inputs; displayed values and growth are calculated: Identifies flexographic packaging applications; the book-specific spending budget and process coefficients remain modeled.
50. Premium Layflat Photo Books - PhotobookShop
    - Evidence informing base-year allocation inputs; displayed values and growth are calculated: Offers bound silver-halide photographic books and distinguishes them from digitally printed alternatives, supporting the model's separate photographic category rather than an observed sales weight.
    - Evidence informing forecast-year allocation inputs; displayed values and growth are calculated: Offers bound silver-halide photographic books and distinguishes them from digitally printed alternatives, supporting the model's separate photographic category rather than an observed sales weight.
51. The Cormac McCarthy Collection - The Folio Society
    - Evidence informing base-year allocation inputs; displayed values and growth are calculated: Documents screen-printed cloth covers on physical book editions, supporting component-level commercial attribution. It does not measure supplier component receipts or global uptake.
    - Evidence informing forecast-year allocation inputs; displayed values and growth are calculated: Documents screen-printed cloth covers on physical book editions, supporting component-level commercial attribution. It does not measure supplier component receipts or global uptake.

52. Risograph Digital Duplicator Order Form, 2026 - Minneapolis College of Art and Design
    - Evidence informing base-year allocation inputs; displayed values and growth are calculated: The 2026 institutional form recognizes Risograph book/booklet orders but excludes assembly. It supports a limited application boundary, not 2025 external commercial volume; internal institutional charges are excluded from the numerator.
    - Evidence informing forecast-year allocation inputs; displayed values and growth are calculated: The 2026 institutional form recognizes Risograph book/booklet orders but excludes assembly. It supports a limited application boundary, not 2025 external commercial volume; internal institutional charges are excluded from the numerator.
53. American Printing House - 2024 Annual Report
    - Evidence informing base-year allocation inputs; displayed values and growth are calculated: Fiscal 2024 product sales were USD xx.xx; braille publications represented xx.xx% of product sales; xx.xx braille volumes were produced. These inputs constrain an adjusted production-realization proxy, not a global market share.
    - Evidence informing base-year allocation inputs; displayed values and growth are calculated: The decline from xx.xx braille volumes in 2022 qualifies a uniform physical-demand growth assumption and informs the slower relative forecast activity weight.
    - Evidence informing forecast-year allocation inputs; displayed values and growth are calculated: Fiscal 2024 product sales were USD xx.xx; braille publications represented xx.xx% of product sales; xx.xx braille volumes were produced. These inputs constrain an adjusted production-realization proxy, not a global market share.
    - Evidence informing forecast-year allocation inputs; displayed values and growth are calculated: The decline from xx.xx braille volumes in 2022 qualifies a uniform physical-demand growth assumption and informs the slower relative forecast activity weight.
54. Kodak Moments Kiosk - Kodak Alaris
    - Evidence informing base-year allocation inputs; displayed values and growth are calculated: Advertises book-capable retail kiosk equipment and a photographic-printing portfolio. Used only as a commercial-route premise for the thermal working estimate, not as evidence of thermal book-service sales, utilization or the final share.
    - Evidence informing forecast-year allocation inputs; displayed values and growth are calculated: Advertises book-capable retail kiosk equipment and a photographic-printing portfolio. Used only as a commercial-route premise for the thermal working estimate, not as evidence of thermal book-service sales, utilization or the final share.
55. 二〇二一年全国新闻出版业基本情况
    - Evidence informing base-year allocation inputs; displayed values and growth are calculated: Official 2021 aggregate textbook output distinguishes school, tertiary and vocational/adult activity; historical volumes require value and global-scope adjustments.
    - Evidence informing forecast-year allocation inputs; displayed values and growth are calculated: Official 2021 aggregate textbook output distinguishes school, tertiary and vocational/adult activity; historical volumes require value and global-scope adjustments.
    - Evidence informing base-year allocation inputs; displayed values and growth are calculated: Secondary, primary and teaching-book aggregate sheet counts form the school activity weight.
    - Evidence informing forecast-year allocation inputs; displayed values and growth are calculated: Secondary, primary and teaching-book aggregate sheet counts form the school activity weight.
    - Evidence informing base-year allocation inputs; displayed values and growth are calculated: Tertiary textbook aggregate output supplies the higher-education activity input before an assumed relative-service-value adjustment.
    - Evidence informing forecast-year allocation inputs; displayed values and growth are calculated: Tertiary textbook aggregate output supplies the higher-education activity input before an assumed relative-service-value adjustment.
    - Evidence informing base-year allocation inputs; displayed values and growth are calculated: Vocational, adult and literacy textbook output supplies the corresponding historical activity input.
    - Evidence informing forecast-year allocation inputs; displayed values and growth are calculated: Vocational, adult and literacy textbook output supplies the corresponding historical activity input.

56. Music, printed or in manuscript imports by country, 2024 - World Integrated Trade Solution
    - Evidence informing base-year allocation inputs; displayed values and growth are calculated: Official HS xx.xx import observations constrain the music-publication value bridge; domestic supply, physical-book eligibility and the printing-service fraction remain modeled.
    - Evidence informing forecast-year allocation inputs; displayed values and growth are calculated: Official HS xx.xx import observations constrain the music-publication value bridge; domestic supply, physical-book eligibility and the printing-service fraction remain modeled.
57. Bloomsbury Publishing - 2024/25 Results Presentation
    - Evidence informing base-year allocation inputs; displayed values and growth are calculated: Separate Academic & Professional print, digital and rights/service receipts demonstrate the required physical-revenue boundary; company mix is not treated as global market share.
    - Evidence informing forecast-year allocation inputs; displayed values and growth are calculated: Separate Academic & Professional print, digital and rights/service receipts demonstrate the required physical-revenue boundary; company mix is not treated as global market share.
    - Evidence informing base-year allocation inputs; displayed values and growth are calculated: Observed physical academic publishing activity supports commercial applicability but does not verify the assumed global research/reference ratio.
    - Evidence informing forecast-year allocation inputs; displayed values and growth are calculated: Observed physical academic publishing activity supports commercial applicability but does not verify the assumed global research/reference ratio.
58. HDSB - RFSQ 26-013: Yearbook Software and Printing Services
    - Evidence informing base-year allocation inputs; displayed values and growth are calculated: The qualification notice establishes a commissioned yearbook scope including printing, binding and school delivery; it supplies no awarded value and is not used as a sales weight.
    - Evidence informing forecast-year allocation inputs; displayed values and growth are calculated: The qualification notice establishes a commissioned yearbook scope including printing, binding and school delivery; it supplies no awarded value and is not used as a sales weight.
    - Evidence informing base-year allocation inputs; displayed values and growth are calculated: The yearbook qualification notice restricts supply to prequalified vendors while permitting school bulk orders and individual ordering. It supports separating commissioning authority from ultimate payment, but discloses no fulfilled-order value.
    - Evidence informing forecast-year allocation inputs; displayed values and growth are calculated: The yearbook qualification notice restricts supply to prequalified vendors while permitting school bulk orders and individual ordering. It supports separating commissioning authority from ultimate payment, but discloses no fulfilled-order value.
    - Evidence informing base-year allocation inputs; displayed values and growth are calculated: The individual-ordering option establishes an attribution uncertainty relevant to the modeled household portion; it does not establish the assumed xx.xx% proportion.
    - Evidence informing forecast-year allocation inputs; displayed values and growth are calculated: The individual-ordering option establishes an attribution uncertainty relevant to the modeled household portion; it does not establish the assumed xx.xx% proportion.

59. U.S. Census Bureau - 2022 Economic Census, Books Printing Questionnaire MC-32312
    - Evidence informing base-year allocation inputs; displayed values and growth are calculated: The official printing questionnaire supports the distinction between textbook and general-book production; recognition is not treated as a revenue weight.
    - Evidence informing forecast-year allocation inputs; displayed values and growth are calculated: The official printing questionnaire supports the distinction between textbook and general-book production; recognition is not treated as a revenue weight.
    - Evidence informing base-year allocation inputs; displayed values and growth are calculated: Recognized coloring-book output supports treating recreational activity commissions separately from institutional textbooks according to purpose.
    - Evidence informing forecast-year allocation inputs; displayed values and growth are calculated: Recognized coloring-book output supports treating recreational activity commissions separately from institutional textbooks according to purpose.
60. Press Information Bureau - Department of School Education & Literacy, Year End Review 2024
    - Evidence informing base-year allocation inputs; displayed values and growth are calculated: The government review describes substantial NCERT physical-textbook activity, independently qualifying the physical-availability premise without establishing attributable supplier revenue.
    - Evidence informing forecast-year allocation inputs; displayed values and growth are calculated: The government review describes substantial NCERT physical-textbook activity, independently qualifying the physical-availability premise without establishing attributable supplier revenue.
61. 2022 North American Industry Classification System - United States
    - Evidence informing base-year allocation inputs; displayed values and growth are calculated: Dedicated book-publishing activity is separated from institutional primary activities and printing without publishing, constraining the Publishing Organizations numerator.
    - Evidence informing forecast-year allocation inputs; displayed values and growth are calculated: Dedicated book-publishing activity is separated from institutional primary activities and printing without publishing, constraining the Publishing Organizations numerator.
62. U.S. Census Bureau - Books Printing: 2002
    - Evidence informing base-year allocation inputs; displayed values and growth are calculated: Table xx.xx reports 2002 U.S. books-printing contract-work costs of USD xx.xx and shipments of USD xx.xx. Their ratio supplies a dated manufacturing-subcontract proxy, held constant within the forecast component.
    - Evidence informing forecast-year allocation inputs; displayed values and growth are calculated: Table xx.xx reports 2002 U.S. books-printing contract-work costs of USD xx.xx and shipments of USD xx.xx. Their ratio supplies a dated manufacturing-subcontract proxy, held constant within the forecast component.
    - Evidence informing base-year allocation inputs; displayed values and growth are calculated: The historical subcontract-cost input constrains the modeled transfer from publisher-origin commissioning to performing suppliers, without adding another gross contract value.
    - Evidence informing forecast-year allocation inputs; displayed values and growth are calculated: The historical subcontract-cost input constrains the modeled transfer from publisher-origin commissioning to performing suppliers, without adding another gross contract value.
63. Samfine Creation Holdings Group Limited - Form 20-F for the year ended December 31, 2025
    - Evidence informing base-year allocation inputs; displayed values and growth are calculated: The company reports USD xx.xx of 2025 book-product revenue and principally serves book traders that secure printing contracts and outsource production. This is a supplier-specific quantitative role check, not a Global allocation weight.
    - Evidence informing forecast-year allocation inputs; displayed values and growth are calculated: The company reports USD xx.xx of 2025 book-product revenue and principally serves book traders that secure printing contracts and outsource production. This is a supplier-specific quantitative role check, not a Global allocation weight.

64. Ministry of Education - NCERT and Amazon Letter of Engagement, October 7, 2024
    - Evidence informing base-year allocation inputs; displayed values and growth are calculated: The October xx.xx 2024 announcement targeted xx.xx NCERT books for academic 2025-xx.xx. This is a planned institutional activity anchor; realization, eligible receipts and subsequent growth are modeled separately.
    - Evidence informing forecast-year allocation inputs; displayed values and growth are calculated: The October xx.xx 2024 announcement targeted xx.xx NCERT books for academic 2025-xx.xx. This is a planned institutional activity anchor; realization, eligible receipts and subsequent growth are modeled separately.
65. Bangladesh e-GP - NCTB/TEXTBOOK/2025, Package GD.102_SEC_8.031
    - Evidence informing base-year allocation inputs; displayed values and growth are calculated: The government-funded procurement plan specifies xx.xx academic-2025 textbook copies and an estimated BDT xx.xx for printing, binding and supply. It constrains commercial order scale and local unit-budget plausibility, not realized annual revenue.
    - Evidence informing forecast-year allocation inputs; displayed values and growth are calculated: The government-funded procurement plan specifies xx.xx academic-2025 textbook copies and an estimated BDT xx.xx for printing, binding and supply. It constrains commercial order scale and local unit-budget plausibility, not realized annual revenue.
66. Students suffer as NCTB fails to deliver books - The Daily Star, January 17, 2025
    - Evidence informing base-year allocation inputs; displayed values and growth are calculated: The January xx.xx 2025 report corroborates the dated approximately xx.xx-copy textbook target and early-year delivery disruption. Target realization and supplier receipts remain modeled.
67. Secondary-level students: A new year without full set of books for many - The Daily Star, December 28, 2025
    - Evidence informing forecast-year allocation inputs; displayed values and growth are calculated: The December xx.xx 2025 report corroborates the approximately xx.xx-copy academic-2026 target and continued delivery slippage. It informs a normalization assumption, not an observed 2032 share.
68. Business Books - Print Professional, Custom Corporate Books | Blurb
    - Evidence informing base-year allocation inputs; displayed values and growth are calculated: The business-book offering includes organizational presentation and corporate-gift applications. It establishes an in-scope commissioning proposition, not the modeled global copy quantity or spending.
    - Evidence informing forecast-year allocation inputs; displayed values and growth are calculated: The business-book offering includes organizational presentation and corporate-gift applications. It establishes an in-scope commissioning proposition, not the modeled global copy quantity or spending.
69. How to Use Lulu to Support Your Nonprofit | Lulu
    - Evidence informing base-year allocation inputs; displayed values and growth are calculated: The platform permits an organization or charity to receive creator proceeds. This supports excluding beneficiary-only arrangements from nonprofit commissioning; it does not measure nonprofit printing purchases.
    - Evidence informing forecast-year allocation inputs; displayed values and growth are calculated: The platform permits an organization or charity to receive creator proceeds. This supports excluding beneficiary-only arrangements from nonprofit commissioning; it does not measure nonprofit printing purchases.

70. News Corp - Form 10-K for the fiscal year ended June 30, 2025
    - Evidence informing base-year allocation inputs; displayed values and growth are calculated: Fiscal 2025 consumer backlist revenue of xx.xx% and digital revenue of xx.xx% anchor the assumed physical-backlist bridge and its forecast starting model.
    - Evidence informing forecast-year allocation inputs; displayed values and growth are calculated: Fiscal 2025 consumer backlist revenue of xx.xx% and digital revenue of xx.xx% anchor the assumed physical-backlist bridge and its forecast starting model.
    - Evidence informing base-year allocation inputs; displayed values and growth are calculated: The disclosed backlist mix constrains recurring-title demand; its division into replenishment and POD remains modeled.
    - Evidence informing forecast-year allocation inputs; displayed values and growth are calculated: The disclosed backlist mix constrains recurring-title demand; its division into replenishment and POD remains modeled.
    - Evidence informing base-year allocation inputs; displayed values and growth are calculated: The complementary frontlist population supports the launch-stock cohort after physical-format adjustments.
    - Evidence informing forecast-year allocation inputs; displayed values and growth are calculated: The complementary frontlist population supports the launch-stock cohort after physical-format adjustments.
71. News Corp - Form 10-K for the fiscal year ended June 30, 2026
    - Evidence informing forecast-year allocation inputs; displayed values and growth are calculated: Fiscal 2026 backlist revenue of xx.xx% and digital revenue of xx.xx% lower the forecast physical-backlist proxy instead of assuming continued backlist expansion.
    - Evidence informing forecast-year allocation inputs; displayed values and growth are calculated: The updated catalog mix changes the forecast population available for repeat inventory releases.
    - Evidence informing forecast-year allocation inputs; displayed values and growth are calculated: The updated frontlist/backlist bridge changes the forecast planned-production weight; no 2032 share is disclosed.
72. How Do Lulu Direct Orders Work?
    - Evidence informing base-year allocation inputs; displayed values and growth are calculated: Lulu describes printing after customer purchase and distinguishes production from subsequent shipment, supporting recipient-order attribution rather than technology-based classification.
    - Evidence informing forecast-year allocation inputs; displayed values and growth are calculated: Lulu describes printing after customer purchase and distinguishes production from subsequent shipment, supporting recipient-order attribution rather than technology-based classification.
    - Evidence informing base-year allocation inputs; displayed values and growth are calculated: No minimum order and one-copy ordering establish commercial feasibility, not the number or value of single-copy releases.
    - Evidence informing forecast-year allocation inputs; displayed values and growth are calculated: No minimum order and one-copy ordering establish commercial feasibility, not the number or value of single-copy releases.
    - Evidence informing base-year allocation inputs; displayed values and growth are calculated: One POD offering accepts hundreds of copies, independently challenging a POD-equals-single-copy allocation.
    - Evidence informing forecast-year allocation inputs; displayed values and growth are calculated: One POD offering accepts hundreds of copies, independently challenging a POD-equals-single-copy allocation.
    - Evidence informing base-year allocation inputs; displayed values and growth are calculated: Orders can extend into thousands within the same offering; the production trigger therefore does not uniquely identify the working run band.
    - Evidence informing forecast-year allocation inputs; displayed values and growth are calculated: Orders can extend into thousands within the same offering; the production trigger therefore does not uniquely identify the working run band.

73. Supply Chain - Clays
    - Evidence informing base-year allocation inputs; displayed values and growth are calculated: Clays describes differentiated backlist arrangements and stock visibility, supporting a separate inventory-replenishment cohort without establishing its numerical prevalence.
    - Evidence informing forecast-year allocation inputs; displayed values and growth are calculated: Clays describes differentiated backlist arrangements and stock visibility, supporting a separate inventory-replenishment cohort without establishing its numerical prevalence.
    - Evidence informing base-year allocation inputs; displayed values and growth are calculated: New-title consolidation and predictable annual backlist demand support retaining planned inventory commitments; short-run printing is explicitly not necessarily POD.
    - Evidence informing forecast-year allocation inputs; displayed values and growth are calculated: New-title consolidation and predictable annual backlist demand support retaining planned inventory commitments; short-run printing is explicitly not necessarily POD.
    - Evidence informing base-year allocation inputs; displayed values and growth are calculated: Clays explicitly distinguishes short-run work from POD, supporting category separation rather than a technological proxy for value share.
    - Evidence informing forecast-year allocation inputs; displayed values and growth are calculated: Clays explicitly distinguishes short-run work from POD, supporting category separation rather than a technological proxy for value share.
74. Smart Backlist Management: When to Hold and When to Print-on-Demand
    - Evidence informing base-year allocation inputs; displayed values and growth are calculated: Sheridan describes low-volume titles moving to POD while other titles retain inventory, supporting differentiated release-policy assumptions rather than a uniform backlist-to-POD conversion.
    - Evidence informing forecast-year allocation inputs; displayed values and growth are calculated: Sheridan describes low-volume titles moving to POD while other titles retain inventory, supporting differentiated release-policy assumptions rather than a uniform backlist-to-POD conversion.
    - Evidence informing base-year allocation inputs; displayed values and growth are calculated: A disclosed customer example uses a stock threshold to trigger a 2,000-copy replenishment order. It establishes the commercial mechanism, not a market-wide share.
    - Evidence informing forecast-year allocation inputs; displayed values and growth are calculated: A disclosed customer example uses a stock threshold to trigger a 2,000-copy replenishment order. It establishes the commercial mechanism, not a market-wide share.

75. Shortage of NCERT textbooks - Rajya Sabha Unstarred Question No. 1941, December 17, 2025
    - Evidence informing base-year allocation inputs; displayed values and growth are calculated: Advance enrollment-based forecasting, academic-session readiness and a fiscal 2025-xx.xx plan for approximately xx.xx textbooks support a substantial calendar-driven stock cohort. The target is not realized production.
    - Evidence informing forecast-year allocation inputs; displayed values and growth are calculated: Advance enrollment-based forecasting, academic-session readiness and a fiscal 2025-xx.xx plan for approximately xx.xx textbooks support a substantial calendar-driven stock cohort. The target is not realized production.
    - Evidence informing base-year allocation inputs; displayed values and growth are calculated: Phased supply and inventory monitoring support distinguishing ongoing availability obligations from individual-recipient POD, without quantifying replenishment's global prevalence.
    - Evidence informing forecast-year allocation inputs; displayed values and growth are calculated: Phased supply and inventory monitoring support distinguishing ongoing availability obligations from individual-recipient POD, without quantifying replenishment's global prevalence.
    - Evidence informing base-year allocation inputs; displayed values and growth are calculated: The official answer distinguishes printer empanelment from approximately xx.xx distribution vendors and describes planned fiscal 2025-xx.xx printing of approximately xx.xx textbooks. It supports commissioning-versus-distribution separation, not a realized monetary channel split.
    - Evidence informing forecast-year allocation inputs; displayed values and growth are calculated: The official answer distinguishes printer empanelment from approximately xx.xx distribution vendors and describes planned fiscal 2025-xx.xx printing of approximately xx.xx textbooks. It supports commissioning-versus-distribution separation, not a realized monetary channel split.
    - Evidence informing base-year allocation inputs; displayed values and growth are calculated: Phased textbook supply supports treating annual institutional quantities separately from production batches; it does not disclose the medium-run allocation.
    - Evidence informing forecast-year allocation inputs; displayed values and growth are calculated: Phased textbook supply supports treating annual institutional quantities separately from production batches; it does not disclose the medium-run allocation.
    - Evidence informing base-year allocation inputs; displayed values and growth are calculated: The December xx.xx 2025 answer identifies a xx.xx-million-copy FY2025-xx.xx printing decision versus approximately xx.xx in recent years, a counterforce to assuming rapid long-run disappearance. Planned copies are not realized service revenue.
    - Evidence informing forecast-year allocation inputs; displayed values and growth are calculated: The December xx.xx 2025 answer identifies a xx.xx-million-copy FY2025-xx.xx printing decision versus approximately xx.xx in recent years, a counterforce to assuming rapid long-run disappearance. Planned copies are not realized service revenue.
76. Fulfillment Fee - Lulu Direct
    - Evidence informing base-year allocation inputs; displayed values and growth are calculated: The September 2026 schedule lists USD xx.xx per order regardless of item count, supporting an order-frequency effect on associated-service value. It does not verify the assumed historical or forecast multiplier.
    - Evidence informing forecast-year allocation inputs; displayed values and growth are calculated: The September 2026 schedule lists USD xx.xx per order regardless of item count, supporting an order-frequency effect on associated-service value. It does not verify the assumed historical or forecast multiplier.

77. InnerWorkings, Inc. - Form 10-K for the year ended December 31, 2019
    - Evidence informing base-year allocation inputs; displayed values and growth are calculated: The 2019 filing reports USD xx.xx gross profit on USD xx.xx revenue and describes purchased-product and direct-service costs. Historical reported margins constrain the modeled xx.xx% retained-fee ratio; they do not directly measure book-channel share.
    - Evidence informing forecast-year allocation inputs; displayed values and growth are calculated: The 2019 filing reports USD xx.xx gross profit on USD xx.xx revenue and describes purchased-product and direct-service costs. Historical reported margins constrain the modeled xx.xx% retained-fee ratio; they do not directly measure book-channel share.
    - Evidence informing base-year allocation inputs; displayed values and growth are calculated: The procurement-service margin comparison supports the fee-to-managed-spending bridge underlying the direct-channel complement. Carrying the normalized ratio into 2032 is explicitly a forecast assumption.
    - Evidence informing forecast-year allocation inputs; displayed values and growth are calculated: The procurement-service margin comparison supports the fee-to-managed-spending bridge underlying the direct-channel complement. Carrying the normalized ratio into 2032 is explicitly a forecast assumption.
78. Simplified Purchase Agreement - U.S. Government Publishing Office
    - Evidence informing base-year allocation inputs; displayed values and growth are calculated: SPA permits agency awards directly to certified vendors for purchases up to USD xx.xx while GPO pays vendors and invoices agencies. This supports classifying by the contracting relationship rather than the invoice payer, not a numerical global weight.
    - Evidence informing forecast-year allocation inputs; displayed values and growth are calculated: SPA permits agency awards directly to certified vendors for purchases up to USD xx.xx while GPO pays vendors and invoices agencies. This supports classifying by the contracting relationship rather than the invoice payer, not a numerical global weight.
79. Global Print Services | China, Europe, SE Asia, USA & India
    - Evidence informing base-year allocation inputs; displayed values and growth are calculated: Imago describes sourcing suppliers and coordinating multiple manufacturers for book-related projects. Its cumulative customer relationships establish the offered intermediary role but are not annual revenue or allocation weights.
    - Evidence informing forecast-year allocation inputs; displayed values and growth are calculated: Imago describes sourcing suppliers and coordinating multiple manufacturers for book-related projects. Its cumulative customer relationships establish the offered intermediary role but are not annual revenue or allocation weights.
80. Lion Rock Group Limited - Annual Report 2025
    - Evidence informing base-year allocation inputs; displayed values and growth are calculated: Own-business 2025 turnover changes of minus xx.xx% for APOL and minus xx.xx% for Regent challenge uniform intermediary growth; Regent's non-book focus limits its relevance. These observations support avoiding an additional adoption uplift.
    - Evidence informing forecast-year allocation inputs; displayed values and growth are calculated: Own-business 2025 turnover changes of minus xx.xx% for APOL and minus xx.xx% for Regent challenge uniform intermediary growth; Regent's non-book focus limits its relevance. These observations support avoiding an additional adoption uplift.
    - Evidence informing base-year allocation inputs; displayed values and growth are calculated: Manufacturing turnover changes of minus xx.xx% at xx.xx Printing and plus xx.xx% at Papercraft demonstrate differing supplier trajectories rather than a simple common channel-growth pattern; these are not direct-contracting market shares.
    - Evidence informing forecast-year allocation inputs; displayed values and growth are calculated: Manufacturing turnover changes of minus xx.xx% at xx.xx Printing and plus xx.xx% at Papercraft demonstrate differing supplier trajectories rather than a simple common channel-growth pattern; these are not direct-contracting market shares.

81. Imprint Digital - Book Printing Prices UK

- Evidence informing base-year allocation inputs; displayed values and growth are calculated: The inspected schedule quotes GBP xx.xx at xx.xx copies for one paperback specification, supporting a relative-price input, not a historical global realization.
- Evidence informing forecast-year allocation inputs; displayed values and growth are calculated: The inspected schedule quotes GBP xx.xx at xx.xx copies for one paperback specification, supporting a relative-price input, not a historical global realization.
- Evidence informing base-year allocation inputs; displayed values and growth are calculated: GBP xx.xx at xx.xx copies supplies the medium-run reference index; format and delivery differences require separate treatment.
- Evidence informing forecast-year allocation inputs; displayed values and growth are calculated: GBP xx.xx at xx.xx copies supplies the medium-run reference index; format and delivery differences require separate treatment.
- Evidence informing base-year allocation inputs; displayed values and growth are calculated: The quantity-price curve anchors the reference from which the long-run discount is assumed; no long-run price or future share is disclosed.
- Evidence informing forecast-year allocation inputs; displayed values and growth are calculated: The quantity-price curve anchors the reference from which the long-run discount is assumed; no long-run price or future share is disclosed.

82. Print Options

- Evidence informing base-year allocation inputs; displayed values and growth are calculated: KDP distinguishes black-and-white from color records and locks ink type after publication. These platform-specific conditions qualify switching assumptions, not market weights. ([kdp.amazon.com](https://kdp.amazon.com/en_US/help/topic/G201834180))
- Evidence informing forecast-year allocation inputs; displayed values and growth are calculated: KDP distinguishes black-and-white from color records and locks ink type after publication. These platform-specific conditions qualify switching assumptions, not market weights. ([kdp.amazon.com](https://kdp.amazon.com/en_US/help/topic/G201834180))
- Evidence informing base-year allocation inputs; displayed values and growth are calculated: The displayed platform menu does not establish designated spot-color availability or sales; a general color option is not used as evidence of spot-color demand. ([kdp.amazon.com](https://kdp.amazon.com/en_US/help/topic/G201834180))
- Evidence informing forecast-year allocation inputs; displayed values and growth are calculated: The displayed platform menu does not establish designated spot-color availability or sales; a general color option is not used as evidence of spot-color demand. ([kdp.amazon.com](https://kdp.amazon.com/en_US/help/topic/G201834180))
- Evidence informing base-year allocation inputs; displayed values and growth are calculated: Standard color is unavailable for hardcover, but premium color is available. Both process-color tiers belong within the modeled Full-Color Interiors category. ([kdp.amazon.com](https://kdp.amazon.com/en_US/help/topic/G201834180))
- Evidence informing forecast-year allocation inputs; displayed values and growth are calculated: Standard color is unavailable for hardcover, but premium color is available. Both process-color tiers belong within the modeled Full-Color Interiors category. ([kdp.amazon.com](https://kdp.amazon.com/en_US/help/topic/G201834180))

83. Synthèse des chiffres de l'édition jeunesse 2024-2025

- Evidence informing base-year allocation inputs; displayed values and growth are calculated: The primary French publishing survey reports a xx.xx% decline in illustrated early-childhood volumes and a xx.xx% decline in youth-fiction volumes in 2024. These differing outcomes challenge an aggressive universal color-growth assumption. ([sne.fr](https://www.sne.fr/actu/synthese-des-chiffres-de-ledition-jeunesse-2024-2025/))
- Evidence informing forecast-year allocation inputs; displayed values and growth are calculated: The primary French publishing survey reports a xx.xx% decline in illustrated early-childhood volumes and a xx.xx% decline in youth-fiction volumes in 2024. These differing outcomes challenge an aggressive universal color-growth assumption. ([sne.fr](https://www.sne.fr/actu/synthese-des-chiffres-de-ledition-jeunesse-2024-2025/))

20.7. United Kingdom

Table 594. United Kingdom Book Printing & Packaging Services Market Size, 2017-2040 (USD Million)

Country	2017	2024	2025	2026	2027	2032	2040	CAGR (%)
United Kingdom	**xx.xx**	**xx.xx**	**xx.xx**	**xx.xx**	**xx.xx**	**xx.xx**	**xx.xx**	**xx.xx**

Table 595. United Kingdom Book Printing & Packaging Services Market Size, by Service Offering, 2017-2040 (USD Million)

Service Offering	2017	2024	2025	2026	2027	2032	2040	CAGR (%)
Book Packaging Production	xx.xx	xx.xx	xx.xx	xx.xx	xx.xx	xx.xx	xx.xx	xx.xx
Book Packing & Kitting	xx.xx	xx.xx	xx.xx	xx.xx	xx.xx	xx.xx	xx.xx	xx.xx
Book Printing	xx.xx	xx.xx	xx.xx	xx.xx	xx.xx	xx.xx	xx.xx	xx.xx
Bookbinding & Finishing	xx.xx	xx.xx	xx.xx	xx.xx	xx.xx	xx.xx	xx.xx	xx.xx
Prepress Services	xx.xx	xx.xx	xx.xx	xx.xx	xx.xx	xx.xx	xx.xx	xx.xx
Print Production Management	xx.xx	xx.xx	xx.xx	xx.xx	xx.xx	xx.xx	xx.xx	xx.xx
Production-Linked Fulfillment	xx.xx	xx.xx	xx.xx	xx.xx	xx.xx	xx.xx	xx.xx	xx.xx
Total	**xx.xx**	**xx.xx**	**xx.xx**	**xx.xx**	**xx.xx**	**xx.xx**	**xx.xx**	**xx.xx**

Table 596. United Kingdom Book Printing & Packaging Services Market Size, by Book Format, 2017-2040 (USD Million)

Book Format	2017	2024	2025	2026	2027	2032	2040	CAGR (%)
Accordion-Fold Books	xx.xx	xx.xx	xx.xx	xx.xx	xx.xx	xx.xx	xx.xx	xx.xx
Bath Books	xx.xx	xx.xx	xx.xx	xx.xx	xx.xx	xx.xx	xx.xx	xx.xx
Board Books	xx.xx	xx.xx	xx.xx	xx.xx	xx.xx	xx.xx	xx.xx	xx.xx
Foam Books	xx.xx	xx.xx	xx.xx	xx.xx	xx.xx	xx.xx	xx.xx	xx.xx
Hardcover Books	xx.xx	xx.xx	xx.xx	xx.xx	xx.xx	xx.xx	xx.xx	xx.xx
Loose-Leaf Books	xx.xx	xx.xx	xx.xx	xx.xx	xx.xx	xx.xx	xx.xx	xx.xx
Paperback & Softcover Books	xx.xx	xx.xx	xx.xx	xx.xx	xx.xx	xx.xx	xx.xx	xx.xx
Saddle-Stitched Booklets	xx.xx	xx.xx	xx.xx	xx.xx	xx.xx	xx.xx	xx.xx	xx.xx
Slide-Bound Books	xx.xx	xx.xx	xx.xx	xx.xx	xx.xx	xx.xx	xx.xx	xx.xx
Textile Books	xx.xx	xx.xx	xx.xx	xx.xx	xx.xx	xx.xx	xx.xx	xx.xx
Wire, Coil & Comb-Bound Books	xx.xx	xx.xx	xx.xx	xx.xx	xx.xx	xx.xx	xx.xx	xx.xx
Total	**xx.xx**	**xx.xx**	**xx.xx**	**xx.xx**	**xx.xx**	**xx.xx**	**xx.xx**	**xx.xx**

Table 597. United Kingdom Book Printing & Packaging Services Market Size, by Packaging Format, 2017-2040 (USD Million)

Packaging Format	2017	2024	2025	2026	2027	2032	2040	CAGR (%)
Bags & Pouches	xx.xx	xx.xx	xx.xx	xx.xx	xx.xx	xx.xx	xx.xx	xx.xx
Blister & Clamshell Packs	xx.xx	xx.xx	xx.xx	xx.xx	xx.xx	xx.xx	xx.xx	xx.xx
Boxes & Lidded Cases	xx.xx	xx.xx	xx.xx	xx.xx	xx.xx	xx.xx	xx.xx	xx.xx
Envelopes, Wallets & Folders	xx.xx	xx.xx	xx.xx	xx.xx	xx.xx	xx.xx	xx.xx	xx.xx
Film & Paper Wraps	xx.xx	xx.xx	xx.xx	xx.xx	xx.xx	xx.xx	xx.xx	xx.xx
Protective Inserts & Cushioning	xx.xx	xx.xx	xx.xx	xx.xx	xx.xx	xx.xx	xx.xx	xx.xx
Seals & Strapping	xx.xx	xx.xx	xx.xx	xx.xx	xx.xx	xx.xx	xx.xx	xx.xx
Sleeves & Wraparound Bands	xx.xx	xx.xx	xx.xx	xx.xx	xx.xx	xx.xx	xx.xx	xx.xx
Slipcases	xx.xx	xx.xx	xx.xx	xx.xx	xx.xx	xx.xx	xx.xx	xx.xx
Others	xx.xx	xx.xx	xx.xx	xx.xx	xx.xx	xx.xx	xx.xx	xx.xx
Total	**xx.xx**	**xx.xx**	**xx.xx**	**xx.xx**	**xx.xx**	**xx.xx**	**xx.xx**	**xx.xx**

Table 598. United Kingdom Book Printing & Packaging Services Market Size, by Printing Technology, 2017-2040 (USD Million)

Printing Technology	2017	2024	2025	2026	2027	2032	2040	CAGR (%)
Braille Embossing	xx.xx	xx.xx	xx.xx	xx.xx	xx.xx	xx.xx	xx.xx	xx.xx
Digital Printing	xx.xx	xx.xx	xx.xx	xx.xx	xx.xx	xx.xx	xx.xx	xx.xx
Flexographic Printing	xx.xx	xx.xx	xx.xx	xx.xx	xx.xx	xx.xx	xx.xx	xx.xx
Gravure Printing	xx.xx	xx.xx	xx.xx	xx.xx	xx.xx	xx.xx	xx.xx	xx.xx
Letterpress Printing	xx.xx	xx.xx	xx.xx	xx.xx	xx.xx	xx.xx	xx.xx	xx.xx
Offset Lithography	xx.xx	xx.xx	xx.xx	xx.xx	xx.xx	xx.xx	xx.xx	xx.xx
Screen Printing	xx.xx	xx.xx	xx.xx	xx.xx	xx.xx	xx.xx	xx.xx	xx.xx
Silver-Halide Photographic Printing	xx.xx	xx.xx	xx.xx	xx.xx	xx.xx	xx.xx	xx.xx	xx.xx
Stencil Duplicator Printing	xx.xx	xx.xx	xx.xx	xx.xx	xx.xx	xx.xx	xx.xx	xx.xx
Others	xx.xx	xx.xx	xx.xx	xx.xx	xx.xx	xx.xx	xx.xx	xx.xx
Total	**xx.xx**	**xx.xx**	**xx.xx**	**xx.xx**	**xx.xx**	**xx.xx**	**xx.xx**	**xx.xx**

Table 599. United Kingdom Book Printing & Packaging Services Market Size, by Offset Lithography, 2017-2040 (USD Million)

Offset Lithography	2017	2024	2025	2026	2027	2032	2040	CAGR (%)
Sheetfed Offset Printing	xx.xx	xx.xx	xx.xx	xx.xx	xx.xx	xx.xx	xx.xx	xx.xx
Web Offset Printing	xx.xx	xx.xx	xx.xx	xx.xx	xx.xx	xx.xx	xx.xx	xx.xx
Total	**xx.xx**	**xx.xx**	**xx.xx**	**xx.xx**	**xx.xx**	**xx.xx**	**xx.xx**	**xx.xx**

Table 600. United Kingdom Book Printing & Packaging Services Market Size, by Digital Printing, 2017-2040 (USD Million)

Digital Printing	2017	2024	2025	2026	2027	2032	2040	CAGR (%)
Electrophotographic Printing	xx.xx	xx.xx	xx.xx	xx.xx	xx.xx	xx.xx	xx.xx	xx.xx
Inkjet Printing	xx.xx	xx.xx	xx.xx	xx.xx	xx.xx	xx.xx	xx.xx	xx.xx
Thermal Printing	xx.xx	xx.xx	xx.xx	xx.xx	xx.xx	xx.xx	xx.xx	xx.xx
Total	**xx.xx**	**xx.xx**	**xx.xx**	**xx.xx**	**xx.xx**	**xx.xx**	**xx.xx**	**xx.xx**

Table 601. United Kingdom Book Printing & Packaging Services Market Size, by Publication Application, 2017-2040 (USD Million)

Publication Application	2017	2024	2025	2026	2027	2032	2040	CAGR (%)
Activity & Puzzle Books	xx.xx	xx.xx	xx.xx	xx.xx	xx.xx	xx.xx	xx.xx	xx.xx
Art & Photography Books	xx.xx	xx.xx	xx.xx	xx.xx	xx.xx	xx.xx	xx.xx	xx.xx
Commemorative & Personal Books	xx.xx	xx.xx	xx.xx	xx.xx	xx.xx	xx.xx	xx.xx	xx.xx
Educational & Training Books	xx.xx	xx.xx	xx.xx	xx.xx	xx.xx	xx.xx	xx.xx	xx.xx
General-Interest Books	xx.xx	xx.xx	xx.xx	xx.xx	xx.xx	xx.xx	xx.xx	xx.xx
Institutional & Corporate Books	xx.xx	xx.xx	xx.xx	xx.xx	xx.xx	xx.xx	xx.xx	xx.xx
Music Books & Scores	xx.xx	xx.xx	xx.xx	xx.xx	xx.xx	xx.xx	xx.xx	xx.xx
Religious & Devotional Books	xx.xx	xx.xx	xx.xx	xx.xx	xx.xx	xx.xx	xx.xx	xx.xx
Scholarly & Professional Books	xx.xx	xx.xx	xx.xx	xx.xx	xx.xx	xx.xx	xx.xx	xx.xx
Total	**xx.xx**	**xx.xx**	**xx.xx**	**xx.xx**	**xx.xx**	**xx.xx**	**xx.xx**	**xx.xx**

Table 602. United Kingdom Book Printing & Packaging Services Market Size, by Educational & Training Books, 2017-2040 (USD Million)

Educational & Training Books	2017	2024	2025	2026	2027	2032	2040	CAGR (%)
Higher Education Textbooks	xx.xx	xx.xx	xx.xx	xx.xx	xx.xx	xx.xx	xx.xx	xx.xx
School Textbooks & Workbooks	xx.xx	xx.xx	xx.xx	xx.xx	xx.xx	xx.xx	xx.xx	xx.xx
Vocational & Continuing Education Books	xx.xx	xx.xx	xx.xx	xx.xx	xx.xx	xx.xx	xx.xx	xx.xx
Total	**xx.xx**	**xx.xx**	**xx.xx**	**xx.xx**	**xx.xx**	**xx.xx**	**xx.xx**	**xx.xx**

Table 603. United Kingdom Book Printing & Packaging Services Market Size, by Commemorative & Personal Books, 2017-2040 (USD Million)

Commemorative & Personal Books	2017	2024	2025	2026	2027	2032	2040	CAGR (%)
Personal Photo & Memory Books	xx.xx	xx.xx	xx.xx	xx.xx	xx.xx	xx.xx	xx.xx	xx.xx
Yearbooks & Organizational Commemoratives	xx.xx	xx.xx	xx.xx	xx.xx	xx.xx	xx.xx	xx.xx	xx.xx
Total	**xx.xx**	**xx.xx**	**xx.xx**	**xx.xx**	**xx.xx**	**xx.xx**	**xx.xx**	**xx.xx**

Table 604. United Kingdom Book Printing & Packaging Services Market Size, by Scholarly & Professional Books, 2017-2040 (USD Million)

Scholarly & Professional Books	2017	2024	2025	2026	2027	2032	2040	CAGR (%)
Professional & Technical Reference Books	xx.xx	xx.xx	xx.xx	xx.xx	xx.xx	xx.xx	xx.xx	xx.xx
Scholarly Research Books	xx.xx	xx.xx	xx.xx	xx.xx	xx.xx	xx.xx	xx.xx	xx.xx
Total	**xx.xx**	**xx.xx**	**xx.xx**	**xx.xx**	**xx.xx**	**xx.xx**	**xx.xx**	**xx.xx**

Table 605. United Kingdom Book Printing & Packaging Services Market Size, by Buyer Type, 2017-2040 (USD Million)

Buyer Type	2017	2024	2025	2026	2027	2032	2040	CAGR (%)
Corporate & Commercial Buyers	xx.xx	xx.xx	xx.xx	xx.xx	xx.xx	xx.xx	xx.xx	xx.xx
Educational & Research Institutions	xx.xx	xx.xx	xx.xx	xx.xx	xx.xx	xx.xx	xx.xx	xx.xx
Government & Intergovernmental Bodies	xx.xx	xx.xx	xx.xx	xx.xx	xx.xx	xx.xx	xx.xx	xx.xx
Nonprofit & Membership Organizations	xx.xx	xx.xx	xx.xx	xx.xx	xx.xx	xx.xx	xx.xx	xx.xx
Print & Production Service Providers	xx.xx	xx.xx	xx.xx	xx.xx	xx.xx	xx.xx	xx.xx	xx.xx
Private Individuals & Households	xx.xx	xx.xx	xx.xx	xx.xx	xx.xx	xx.xx	xx.xx	xx.xx
Publishing Organizations	xx.xx	xx.xx	xx.xx	xx.xx	xx.xx	xx.xx	xx.xx	xx.xx
Self-Publishing Authors & Creators	xx.xx	xx.xx	xx.xx	xx.xx	xx.xx	xx.xx	xx.xx	xx.xx
Total	**xx.xx**	**xx.xx**	**xx.xx**	**xx.xx**	**xx.xx**	**xx.xx**	**xx.xx**	**xx.xx**

Table 606. United Kingdom Book Printing & Packaging Services Market Size, by Production Model, 2017-2040 (USD Million)

Production Model	2017	2024	2025	2026	2027	2032	2040	CAGR (%)
Planned Stock Production	xx.xx	xx.xx	xx.xx	xx.xx	xx.xx	xx.xx	xx.xx	xx.xx
Print-on-Demand	xx.xx	xx.xx	xx.xx	xx.xx	xx.xx	xx.xx	xx.xx	xx.xx
Stock Replenishment	xx.xx	xx.xx	xx.xx	xx.xx	xx.xx	xx.xx	xx.xx	xx.xx
Total	**xx.xx**	**xx.xx**	**xx.xx**	**xx.xx**	**xx.xx**	**xx.xx**	**xx.xx**	**xx.xx**

Table 607. United Kingdom Book Printing & Packaging Services Market Size, by Fulfillment Model, 2017-2040 (USD Million)

Fulfillment Model	2017	2024	2025	2026	2027	2032	2040	CAGR (%)
Consolidated Handoff	xx.xx	xx.xx	xx.xx	xx.xx	xx.xx	xx.xx	xx.xx	xx.xx
Distribution-List Delivery	xx.xx	xx.xx	xx.xx	xx.xx	xx.xx	xx.xx	xx.xx	xx.xx
Order-Level Fulfillment	xx.xx	xx.xx	xx.xx	xx.xx	xx.xx	xx.xx	xx.xx	xx.xx
Total	**xx.xx**	**xx.xx**	**xx.xx**	**xx.xx**	**xx.xx**	**xx.xx**	**xx.xx**	**xx.xx**

Table 608. United Kingdom Book Printing & Packaging Services Market Size, by Procurement Channel, 2017-2040 (USD Million)

Procurement Channel	2017	2024	2025	2026	2027	2032	2040	CAGR (%)
Direct Provider Contracting	xx.xx	xx.xx	xx.xx	xx.xx	xx.xx	xx.xx	xx.xx	xx.xx
Intermediary-Led Contracting	xx.xx	xx.xx	xx.xx	xx.xx	xx.xx	xx.xx	xx.xx	xx.xx
Total	**xx.xx**	**xx.xx**	**xx.xx**	**xx.xx**	**xx.xx**	**xx.xx**	**xx.xx**	**xx.xx**

Table 609. United Kingdom Book Printing & Packaging Services Market Size, by Print Run Length, 2017-2040 (USD Million)

Print Run Length	2017	2024	2025	2026	2027	2032	2040	CAGR (%)
Long Runs	xx.xx	xx.xx	xx.xx	xx.xx	xx.xx	xx.xx	xx.xx	xx.xx
Medium Runs	xx.xx	xx.xx	xx.xx	xx.xx	xx.xx	xx.xx	xx.xx	xx.xx
Short Runs	xx.xx	xx.xx	xx.xx	xx.xx	xx.xx	xx.xx	xx.xx	xx.xx
Single-Copy Runs	xx.xx	xx.xx	xx.xx	xx.xx	xx.xx	xx.xx	xx.xx	xx.xx
Total	**xx.xx**	**xx.xx**	**xx.xx**	**xx.xx**	**xx.xx**	**xx.xx**	**xx.xx**	**xx.xx**

Table 610. United Kingdom Book Printing & Packaging Services Market Size, by Interior Color, 2017-2040 (USD Million)

Interior Color	2017	2024	2025	2026	2027	2032	2040	CAGR (%)
Black-and-White Interiors	xx.xx	xx.xx	xx.xx	xx.xx	xx.xx	xx.xx	xx.xx	xx.xx
Full-Color Interiors	xx.xx	xx.xx	xx.xx	xx.xx	xx.xx	xx.xx	xx.xx	xx.xx
Spot-Color Interiors	xx.xx	xx.xx	xx.xx	xx.xx	xx.xx	xx.xx	xx.xx	xx.xx
Total	**xx.xx**	**xx.xx**	**xx.xx**	**xx.xx**	**xx.xx**	**xx.xx**	**xx.xx**	**xx.xx**

Sources & Evidence

1. European Book Publishing Statistics 2024
   - Evidence informing the 2024 market-value input; displayed series and growth include calculations: European publishers reported approximately EUR xx.xx of net book-sales revenue in 2024. The disclosed ebook and audiobook proportions inform the modeled xx.xx% physical-book revenue proportion; publisher revenue is an input, not printing-service revenue.
   - Evidence informing the 2025 market-value input; displayed series and growth include calculations: The 2024 publisher-revenue and format observations provide the European demand input carried into the 2025 estimate.

2. The Global Publishing Industry in 2022

- Evidence informing the 2024 market-value input; displayed series and growth include calculations: Table xx.xx supplies country-level publishing revenues and identifies differences between retail-value, publisher-revenue, print-only and prior-year observations. Selected non-European country observations are adjusted for physical formats and period before estimating production spending.
- Evidence informing the 2025 market-value input; displayed series and growth include calculations: The selected country observations contribute to the demand pool underlying the 2025 working estimate. Nielsen retail datasets elsewhere in the publication are not used.
- Evidence informing base-year allocation inputs; displayed values and growth are calculated: Primary survey sector differences constrain the education-adjusted hardcover proxy.
- Evidence informing forecast-year allocation inputs; displayed values and growth are calculated: Primary survey sector differences constrain the education-adjusted hardcover proxy.
- Evidence informing base-year allocation inputs; displayed values and growth are calculated: Educational/trade differences qualify extrapolation of U.S. consumer-format revenue.
- Evidence informing forecast-year allocation inputs; displayed values and growth are calculated: Educational/trade differences qualify extrapolation of U.S. consumer-format revenue.
- Evidence informing base-year allocation inputs; displayed values and growth are calculated: USD xx.xx of surveyed children's publishing revenue anchors the modeled specialty demand pool, not supplier receipts.
- Evidence informing forecast-year allocation inputs; displayed values and growth are calculated: USD xx.xx of surveyed children's publishing revenue anchors the modeled specialty demand pool, not supplier receipts.
- Evidence informing base-year allocation inputs; displayed values and growth are calculated: Sector data constrain the commissioning-pool proxy; mechanical incidence remains assumed.
- Evidence informing forecast-year allocation inputs; displayed values and growth are calculated: Sector data constrain the commissioning-pool proxy; mechanical incidence remains assumed.
- Evidence informing base-year allocation inputs; displayed values and growth are calculated: Educational demand supplies a common economic anchor; loose-leaf incidence remains modeled.
- Evidence informing forecast-year allocation inputs; displayed values and growth are calculated: Educational demand supplies a common economic anchor; loose-leaf incidence remains modeled.
- Evidence informing base-year allocation inputs; displayed values and growth are calculated: Sector observations constrain the educational short-book commissioning pool.
- Evidence informing forecast-year allocation inputs; displayed values and growth are calculated: Sector observations constrain the educational short-book commissioning pool.
- Evidence informing base-year allocation inputs; displayed values and growth are calculated: The commissioning-pool anchor supports an explicit sparse-format incidence model.
- Evidence informing forecast-year allocation inputs; displayed values and growth are calculated: The commissioning-pool anchor supports an explicit sparse-format incidence model.
- Evidence informing base-year allocation inputs; displayed values and growth are calculated: Children's demand anchors the accordion working estimate, not observed accordion orders.
- Evidence informing forecast-year allocation inputs; displayed values and growth are calculated: Children's demand anchors the accordion working estimate, not observed accordion orders.
- Evidence informing base-year allocation inputs; displayed values and growth are calculated: Children's demand anchors assumed textile-book order incidence.
- Evidence informing forecast-year allocation inputs; displayed values and growth are calculated: Children's demand anchors assumed textile-book order incidence.
- Evidence informing base-year allocation inputs; displayed values and growth are calculated: Children's demand anchors assumed bath-book order incidence.
- Evidence informing forecast-year allocation inputs; displayed values and growth are calculated: Children's demand anchors assumed bath-book order incidence.
- Evidence informing base-year allocation inputs; displayed values and growth are calculated: Children's demand anchors assumed foam-book order incidence.
- Evidence informing forecast-year allocation inputs; displayed values and growth are calculated: Children's demand anchors assumed foam-book order incidence.
- Evidence informing base-year allocation inputs; displayed values and growth are calculated: The original publishing survey documents country-level trade/education revenue differences used to constrain the modeled physical-publishing mix; it does not directly measure service shares.
- Evidence informing forecast-year allocation inputs; displayed values and growth are calculated: The original publishing survey documents country-level trade/education revenue differences used to constrain the modeled physical-publishing mix; it does not directly measure service shares.

3. 2024 年新闻出版统计公报

- Evidence informing the 2024 market-value input; displayed series and growth include calculations: For 2024, the official table reports xx.xx book copies or sheets and CNY xx.xx of book-publishing revenue. These constrain the demand bridge and historical contraction, rather than directly measuring printing-service sales.
- Evidence informing the 2025 market-value input; displayed series and growth include calculations: The 2024 book-publishing observation supplies the Chinese demand primitive for the 2025 model.
- Evidence informing base-year allocation inputs; displayed values and growth are calculated: Official 2024 output of xx.xx copies/sheets constrains total modeled publisher activity; it does not disclose single-copy production.
- Evidence informing forecast-year allocation inputs; displayed values and growth are calculated: Official 2024 output of xx.xx copies/sheets constrains total modeled publisher activity; it does not disclose single-copy production.
- Evidence informing base-year allocation inputs; displayed values and growth are calculated: Aggregate copies and annual title output constrain the shared activity model, not an observed short-run share.
- Evidence informing forecast-year allocation inputs; displayed values and growth are calculated: Aggregate copies and annual title output constrain the shared activity model, not an observed short-run share.
- Evidence informing base-year allocation inputs; displayed values and growth are calculated: Aggregate production provides a scale check for the medium-run assumption; annual copies per title are not individual batches.
- Evidence informing forecast-year allocation inputs; displayed values and growth are calculated: Aggregate production provides a scale check for the medium-run assumption; annual copies per title are not individual batches.
- Evidence informing base-year allocation inputs; displayed values and growth are calculated: Approximately xx.xx annual copies per title constrain the long-run scenario without proving its batch mix or forecast.
- Evidence informing forecast-year allocation inputs; displayed values and growth are calculated: Approximately xx.xx annual copies per title constrain the long-run scenario without proving its batch mix or forecast.

4. Foreign Exchange Rates - G.5A Annual, January 5, 2026

- Evidence informing the 2024 market-value input; displayed series and growth include calculations: The official 2024 annual-average conversion inputs are USD xx.xx per EUR, CNY xx.xx per USD and CAD xx.xx per USD.
- Evidence informing the 2025 market-value input; displayed series and growth include calculations: The exchange-rate table establishes the conversion basis of the preceding-year demand inputs used in the 2025 estimate; subsequent effective-USD price assumptions are modeled separately.

5. Book publishing industry, 2024 - Statistics Canada
   - Evidence informing the 2024 market-value input; displayed series and growth include calculations: Canadian publishers reported CAD xx.xx of print sales outside the online category and CAD xx.xx of online print sales in 2024. Their sum, rather than total operating revenue, supplies the physical-book demand input.
   - Evidence informing the 2025 market-value input; displayed series and growth include calculations: Reported cost of goods sold of CAD xx.xx, up CAD xx.xx from 2022, supplies a cost-pressure cross-check, not a directly attributable printing-services total.
   - Evidence informing base-year allocation inputs; displayed values and growth are calculated: Canadian online versus other print-sales values constrain parcel exposure, with explicit value-to-unit and geographic limitations.
   - Evidence informing forecast-year allocation inputs; displayed values and growth are calculated: Canadian online versus other print-sales values constrain parcel exposure, with explicit value-to-unit and geographic limitations.
   - Evidence informing base-year allocation inputs; displayed values and growth are calculated: The print-channel value mix supplies a limited parcel-demand proxy, not observed envelope purchases.
   - Evidence informing forecast-year allocation inputs; displayed values and growth are calculated: The print-channel value mix supplies a limited parcel-demand proxy, not observed envelope purchases.
   - Evidence informing base-year allocation inputs; displayed values and growth are calculated: The print-channel value mix supplies a limited parcel-demand proxy, not observed bag purchases.
   - Evidence informing forecast-year allocation inputs; displayed values and growth are calculated: The print-channel value mix supplies a limited parcel-demand proxy, not observed bag purchases.
   - Evidence informing base-year allocation inputs; displayed values and growth are calculated: Modest observed online-print growth qualifies aggressive parcel-related wrapping assumptions.
   - Evidence informing forecast-year allocation inputs; displayed values and growth are calculated: Modest observed online-print growth qualifies aggressive parcel-related wrapping assumptions.
   - Evidence informing base-year allocation inputs; displayed values and growth are calculated: Channel activity constrains the modeled delivery-pack population requiring separate protection.
   - Evidence informing forecast-year allocation inputs; displayed values and growth are calculated: Channel activity constrains the modeled delivery-pack population requiring separate protection.
   - Evidence informing base-year allocation inputs; displayed values and growth are calculated: Channel activity constrains the modeled delivery-pack population requiring closures.
   - Evidence informing forecast-year allocation inputs; displayed values and growth are calculated: Channel activity constrains the modeled delivery-pack population requiring closures.
6. U.S. Census Bureau - Books Printing: Shipments, annual table
   - Evidence informing the 2017 market-value input; displayed series and growth include calculations: U.S. books-printing shipments were USD xx.xx in 2017; this is a national production anchor for the historical model.
   - Evidence informing the 2018 market-value input; displayed series and growth include calculations: U.S. books-printing shipments were USD xx.xx in 2018.
   - Evidence informing the 2019 market-value input; displayed series and growth include calculations: U.S. books-printing shipments were USD xx.xx in 2019.
   - Evidence informing the 2020 market-value input; displayed series and growth include calculations: U.S. books-printing shipments were USD xx.xx in 2020.
   - Evidence informing the 2021 market-value input; displayed series and growth include calculations: U.S. books-printing shipments were USD xx.xx in 2021.
   - Evidence informing the 2022 market-value input; displayed series and growth include calculations: U.S. books-printing shipments were USD xx.xx in 2022.
   - Evidence informing the 2024 market-value input; displayed series and growth include calculations: U.S. books-printing shipments were USD xx.xx in 2024. This national industrial measure is narrower than the composite global service boundary.

7. U.S. Census Bureau - Book Publishers, All Establishments: Revenue, annual table
   - Evidence informing the 2024 market-value input; displayed series and growth include calculations: The Census annual series reports USD xx.xx of U.S. book-publisher revenue for 2024. A modeled xx.xx% physical-book proportion excludes digital and other adjacent receipts.
   - Evidence informing the 2025 market-value input; displayed series and growth include calculations: The 2024 Census observation replaces an older survey-based U.S. revenue bridge in the demand pool underlying 2025.

8. Scholastic Corporation - Form 10-K for the year ended May 31, 2025

- Evidence informing the 2024 market-value input; displayed series and growth include calculations: Scholastic's fiscal 2024 product, service, production and inventory-reserve costs were xx.xx% of revenue; postage, freight, shipping, fulfillment and other costs were xx.xx%. These broad categories constrain, but do not directly establish, eligible outsourced-service spending.
- Evidence informing the 2025 market-value input; displayed series and growth include calculations: The corresponding fiscal 2025 proportions were xx.xx% and xx.xx%. Royalties and prepublication amortization are separately disclosed, allowing their exclusion from the service-market bridge.
- Evidence informing base-year allocation inputs; displayed values and growth are calculated: Fiscal-2025 product, service, production and inventory-reserve costs were xx.xx% of revenue. The broader cost category constrains the manufacturing spending boundary but does not directly disclose printing-service revenue.
- Evidence informing forecast-year allocation inputs; displayed values and growth are calculated: Fiscal-2025 product, service, production and inventory-reserve costs were xx.xx% of revenue. The broader cost category constrains the manufacturing spending boundary but does not directly disclose printing-service revenue.
- Evidence informing base-year allocation inputs; displayed values and growth are calculated: Prepublication amortization is disclosed separately from production costs, supporting exclusion of adjacent amortization rather than equating it with externally purchased prepress.
- Evidence informing forecast-year allocation inputs; displayed values and growth are calculated: Prepublication amortization is disclosed separately from production costs, supporting exclusion of adjacent amortization rather than equating it with externally purchased prepress.
- Evidence informing base-year allocation inputs; displayed values and growth are calculated: Postage, freight, shipping, fulfillment and other costs were xx.xx% of revenue in fiscal 2025 versus xx.xx% in fiscal 2024. This is a broad buyer-cost check, not an eligible outsourced-fulfillment share.
- Evidence informing forecast-year allocation inputs; displayed values and growth are calculated: Postage, freight, shipping, fulfillment and other costs were xx.xx% of revenue in fiscal 2025 versus xx.xx% in fiscal 2024. This is a broad buyer-cost check, not an eligible outsourced-fulfillment share.
- Evidence informing base-year allocation inputs; displayed values and growth are calculated: Outsourced manufacturing coexists with company-operated distribution. Fiscal-2025 production-related costs were xx.xx% of revenue, constraining the inherited spending bridge rather than directly measuring the assumed route fraction.
- Evidence informing forecast-year allocation inputs; displayed values and growth are calculated: Outsourced manufacturing coexists with company-operated distribution. Fiscal-2025 production-related costs were xx.xx% of revenue, constraining the inherited spending bridge rather than directly measuring the assumed route fraction.
- Evidence informing base-year allocation inputs; displayed values and growth are calculated: Book-club revenue was xx.xx% online-ordered and xx.xx% parent-ordered, while products typically went to classrooms. This challenges the use of online sales as a proxy for the external contractor's delivery model.
- Evidence informing forecast-year allocation inputs; displayed values and growth are calculated: Book-club revenue was xx.xx% online-ordered and xx.xx% parent-ordered, while products typically went to classrooms. This challenges the use of online sales as a proxy for the external contractor's delivery model.
- Evidence informing base-year allocation inputs; displayed values and growth are calculated: Direct printer-to-customer fulfillment is a disclosed option. Broader logistics/other costs were xx.xx% of revenue versus xx.xx% previously, providing a cost-boundary check but no global order-level share or service-price growth observation.
- Evidence informing forecast-year allocation inputs; displayed values and growth are calculated: Direct printer-to-customer fulfillment is a disclosed option. Broader logistics/other costs were xx.xx% of revenue versus xx.xx% previously, providing a cost-boundary check but no global order-level share or service-price growth observation.

9. CEWE achieves all targets in 2025 and aims to further increase revenue and earnings in 2026

- Evidence informing the 2025 market-value input; displayed series and growth include calculations: CEWE reported xx.xx CEWE PHOTOBOOK copies in 2025 versus xx.xx in 2024, supporting a positive specialty-book volume assumption without establishing global adoption.
- Evidence informing the 2026 market-value input; displayed series and growth include calculations: Observed 2025 photobook growth informs the specialty-demand assumption for 2026; the market value remains modeled.
- Evidence informing the 2032 market-value input; displayed series and growth include calculations: The observed specialty-book activity is a starting condition for the forecast, not independent proof of continued growth through 2032.
- Evidence informing the 2040 market-value input; displayed series and growth include calculations: The forecast explicitly slows specialty-demand growth after 2032; this source supplies the initial commercial observation, not the long-term growth rate.
- Evidence informing base-year allocation inputs; displayed values and growth are calculated: CEWE reports xx.xx photobooks in 2025 compared with xx.xx in 2024. This independently establishes specialty-book activity underlying the nonpublisher model, without establishing a global expansion factor.
- Evidence informing forecast-year allocation inputs; displayed values and growth are calculated: CEWE reports xx.xx photobooks in 2025 compared with xx.xx in 2024. This independently establishes specialty-book activity underlying the nonpublisher model, without establishing a global expansion factor.
- Evidence informing base-year allocation inputs; displayed values and growth are calculated: Observed photobook activity supports retaining premium specialty commissions in the manufacturing mix; the binding allocation and unchanged future cohort profile remain assumptions.
- Evidence informing forecast-year allocation inputs; displayed values and growth are calculated: Observed photobook activity supports retaining premium specialty commissions in the manufacturing mix; the binding allocation and unchanged future cohort profile remain assumptions.
- Evidence informing base-year allocation inputs; displayed values and growth are calculated: Reported photobook volumes constrain personal-book activity and the nonpublisher starting condition, not hardcover prevalence or future share.
- Evidence informing forecast-year allocation inputs; displayed values and growth are calculated: Reported photobook volumes constrain personal-book activity and the nonpublisher starting condition, not hardcover prevalence or future share.
- Evidence informing base-year allocation inputs; displayed values and growth are calculated: Photobook activity supports the separate personal-book commissioning block; its softcover fraction remains assumed.
- Evidence informing forecast-year allocation inputs; displayed values and growth are calculated: Photobook activity supports the separate personal-book commissioning block; its softcover fraction remains assumed.
- Evidence informing base-year allocation inputs; displayed values and growth are calculated: Reported photobook copies rose from xx.xx to xx.xx; the narrower 2026 target qualifies strong specialty-growth assumptions.
- Evidence informing forecast-year allocation inputs; displayed values and growth are calculated: Reported photobook copies rose from xx.xx to xx.xx; the narrower 2026 target qualifies strong specialty-growth assumptions.
- Evidence informing base-year allocation inputs; displayed values and growth are calculated: Specialty-book activity constrains the presentation-demand scenario but does not measure gift-box attachment.
- Evidence informing forecast-year allocation inputs; displayed values and growth are calculated: Specialty-book activity constrains the presentation-demand scenario but does not measure gift-box attachment.
- Evidence informing base-year allocation inputs; displayed values and growth are calculated: Reports xx.xx CEWE PHOTOBOOK units in 2025 versus xx.xx in 2024, constraining the specialty-book demand budget without establishing a global process split.
- Evidence informing forecast-year allocation inputs; displayed values and growth are calculated: Reports xx.xx CEWE PHOTOBOOK units in 2025 versus xx.xx in 2024, constraining the specialty-book demand budget without establishing a global process split.
- Evidence informing base-year allocation inputs; displayed values and growth are calculated: Observed photobook activity supports the common photographic-demand input; electrophotographic attribution remains an explicit assumption.
- Evidence informing forecast-year allocation inputs; displayed values and growth are calculated: Observed photobook activity supports the common photographic-demand input; electrophotographic attribution remains an explicit assumption.
- Evidence informing base-year allocation inputs; displayed values and growth are calculated: The photobook

10. Paperback Printing Cost - Kindle Direct Publishing

- Evidence informing the 2025 market-value input; displayed series and growth include calculations: The inspected U.S. paperback schedule charges USD xx.xx plus USD xx.xx per page for the specified regular-trim black-ink category. It provides a contemporary commercial price comparison for the assumed USD xx.xx self-publishing production receipt, not an observed historical price or volume.
- Evidence informing the 2026 market-value input; displayed series and growth include calculations: The schedule distinguishes printing charges from royalties and retail list prices, supporting the production-receipt boundary used in the estimate.
- Evidence informing base-year allocation inputs; displayed values and growth are calculated: The current U.S. regular-trim black-ink schedule uses USD xx.xx plus USD xx.xx per page for the relevant page band, yielding the USD xx.xx representative manufacturing comparator. It anchors relative weights, not an observed global 2025 price or future share.
- Evidence informing forecast-year allocation inputs; displayed values and growth are calculated: The current U.S. regular-trim black-ink schedule uses USD xx.xx plus USD xx.xx per page for the relevant page band, yielding the USD xx.xx representative manufacturing comparator. It anchors relative weights, not an observed global 2025 price or future share.
- Evidence informing base-year allocation inputs; displayed values and growth are calculated: The paperback manufacturing comparator supplies the baseline from which the modeled binding component and hardcover increment are separated.
- Evidence informing forecast-year allocation inputs; displayed values and growth are calculated: The paperback manufacturing comparator supplies the baseline from which the modeled binding component and hardcover increment are separated.
- Evidence informing base-year allocation inputs; displayed values and growth are calculated: The separately identified paperback printing charge constrains the self-publishing production-receipt model and its distinction from retail proceeds.
- Evidence informing forecast-year allocation inputs; displayed values and growth are calculated: The separately identified paperback printing charge constrains the self-publishing production-receipt model and its distinction from retail proceeds.
- Evidence informing base-year allocation inputs; displayed values and growth are calculated: The inspected U.S. regular-trim black-ink schedule charges USD xx.xx plus USD xx.xx per page. It is a contemporary production-charge comparison for the modeled USD xx.xx receipt, not an observed historical Global average.
- Evidence informing forecast-year allocation inputs; displayed values and growth are calculated: The inspected U.S. regular-trim black-ink schedule charges USD xx.xx plus USD xx.xx per page. It is a contemporary production-charge comparison for the modeled USD xx.xx receipt, not an observed historical Global average.
- Evidence informing base-year allocation inputs; displayed values and growth are calculated: The relevant current U.S. paperback printing schedule is USD xx.xx plus USD xx.xx per page, giving USD xx.xx at xx.xx pages. This is a commercial price comparison for creator-production receipts, not proof of 2025 realization, volume or fulfillment mix.
- Evidence informing forecast-year allocation inputs; displayed values and growth are calculated: The relevant current U.S. paperback printing schedule is USD xx.xx plus USD xx.xx per page, giving USD xx.xx at xx.xx pages. This is a commercial price comparison for creator-production receipts, not proof of 2025 realization, volume or fulfillment mix.
- Evidence informing base-year allocation inputs; displayed values and growth are calculated: The current U.S. regular-trim black-ink schedule of USD xx.xx plus USD xx.xx per page gives USD xx.xx at xx.xx pages, a magnitude check for modeled single-copy receipts. It establishes neither global volume nor historical or forecast share.
- Evidence informing forecast-year allocation inputs; displayed values and growth are calculated: The current U.S. regular-trim black-ink schedule of USD xx.xx plus USD xx.xx per page gives USD xx.xx at xx.xx pages, a magnitude check for modeled single-copy receipts. It establishes neither global volume nor historical or forecast share.
- Evidence informing base-year allocation inputs; displayed values and growth are calculated: The current U.S. regular-trim black-ink schedule charges USD xx.xx plus USD xx.xx per page, yielding USD xx.xx for xx.xx pages. This is a contemporary price comparator, not a historical global average. ([kdp.amazon.com](https://kdp.amazon.com/en_US/help/topic/G201834340))
- Evidence informing forecast-year allocation inputs; displayed values and growth are calculated: The current U.S. regular-trim black-ink schedule charges USD xx.xx plus USD xx.xx per page, yielding USD xx.xx for xx.xx pages. This is a contemporary price comparator, not a historical global average. ([kdp.amazon.com](https://kdp.amazon.com/en_US/help/topic/G201834340))
- Evidence informing base-year allocation inputs; displayed values and growth are calculated: The comparable standard and premium color charges calculate to USD xx.xx and USD xx.xx. They constrain relative

11. European Book Publishing Statistics 2017

- Evidence informing the 2017 market-value input; displayed series and growth include calculations: The association's primary survey reports approximately EUR xx.xx of European net publisher revenue for 2017, constraining the pre-pandemic demand level.

12. European Book Publishing Statistics 2019

- Evidence informing the 2018 market-value input; displayed series and growth include calculations: The association reports approximately EUR xx.xx of publisher revenue for 2018.
- Evidence informing the 2019 market-value input; displayed series and growth include calculations: The association reports approximately EUR xx.xx for 2019 and identifies a questionnaire change that limits exact comparability with earlier observations.

13. 2021 年新闻出版产业分析报告

- Evidence informing the 2020 market-value input; displayed series and growth include calculations: The official report's 2021 comparison identifies a substantial rebound from 2020, constraining the pandemic-recovery bridge.
- Evidence informing the 2021 market-value input; displayed series and growth include calculations: China reported xx.xx book copies or sheets in 2021, up xx.xx%; the report also distinguishes textbook output and reprints.
- Evidence informing base-year allocation inputs; displayed values and growth are calculated: China's official 2021 textbook share was xx.xx% of book copies. It supplies an older educational-activity proxy, not a monochrome share.
([nppa.gov.cn](https://www.nppa.gov.cn/xxgk/fdzdgknr/tjxx/xx.xx/P020230530667517704140.pdf))
- Evidence informing forecast-year allocation inputs; displayed values and growth are calculated: China's official 2021 textbook share was xx.xx% of book copies. It supplies an older educational-activity proxy, not a monochrome share.
([nppa.gov.cn](https://www.nppa.gov.cn/xxgk/fdzdgknr/tjxx/xx.xx/P020230530667517704140.pdf))
- Evidence informing base-year allocation inputs; displayed values and growth are calculated: The textbook copy proportion constrains educational exposure; comparable monetary intensity and spot-color incidence are modeled separately.
([nppa.gov.cn](https://www.nppa.gov.cn/xxgk/fdzdgknr/tjxx/xx.xx/P020230530667517704140.pdf))
- Evidence informing forecast-year allocation inputs; displayed values and growth are calculated: The textbook copy proportion constrains educational exposure; comparable monetary intensity and spot-color incidence are modeled separately.
([nppa.gov.cn](https://www.nppa.gov.cn/xxgk/fdzdgknr/tjxx/xx.xx/P020230530667517704140.pdf))
- Evidence informing base-year allocation inputs; displayed values and growth are calculated: The educational-activity observation contributes to the shared demand proxy carried into the full-color base and forecast models; no color split is reported.
([nppa.gov.cn](https://www.nppa.gov.cn/xxgk/fdzdgknr/tjxx/xx.xx/P020230530667517704140.pdf))
- Evidence informing forecast-year allocation inputs; displayed values and growth are calculated: The educational-activity observation contributes to the shared demand proxy carried into the full-color base and forecast models; no color split is reported.
([nppa.gov.cn](https://www.nppa.gov.cn/xxgk/fdzdgknr/tjxx/xx.xx/P020230530667517704140.pdf))

14. European Book Publishing Statistics 2023

- Evidence informing the 2022 market-value input; displayed series and growth include calculations: European net publisher revenue was approximately EUR xx.xx in 2022; the association describes paper-cost pressure and price-led growth.

15. Hardcover Printing Cost - Kindle Direct Publishing
    - Evidence informing base-year allocation inputs; displayed values and growth are calculated: The current U.S. regular-trim hardcover schedule uses USD xx.xx plus USD xx.xx per page in the relevant band. Comparison with paperback charges constrains the premium-equivalent manufacturing model.
    - Evidence informing forecast-year allocation inputs; displayed values and growth are calculated: The current U.S. regular-trim hardcover schedule uses USD xx.xx plus USD xx.xx per page in the relevant band. Comparison with paperback charges constrains the premium-equivalent manufacturing model.
    - Evidence informing base-year allocation inputs; displayed values and growth are calculated: The USD xx.xx fixed-charge difference supplies the POD premium input; the xx.xx% commercial-run realization and premium incidence are explicitly modeled rather than disclosed.
    - Evidence informing forecast-year allocation inputs; displayed values and growth are calculated: The USD xx.xx fixed-charge difference supplies the POD premium input; the xx.xx% commercial-run realization and premium incidence are explicitly modeled rather than disclosed.
16. User Fees - University of Wisconsin-Milwaukee Print & Copy Services
    - Evidence informing base-year allocation inputs; displayed values and growth are calculated: The university service schedule separately prices preflight/prepress preparation at USD xx.xx per hour, establishing a paid preparation activity rather than an automatic component of every printing-platform purchase.
    - Evidence informing forecast-year allocation inputs; displayed values and growth are calculated: The university service schedule separately prices preflight/prepress preparation at USD xx.xx per hour, establishing a paid preparation activity rather than an automatic component of every printing-platform purchase.
    - Evidence informing base-year allocation inputs; displayed values and growth are calculated: Perfect binding is listed at USD xx.xx-xx.xx per book. The lower endpoint is the model's basic-binding comparator, not a measured worldwide realization.
    - Evidence informing forecast-year allocation inputs; displayed values and growth are calculated: Perfect binding is listed at USD xx.xx-xx.xx per book. The lower endpoint is the model's basic-binding comparator, not a measured worldwide realization.

17. How Much Does It Cost to Print a Book? - QinPrinting
    - Evidence informing base-year allocation inputs; displayed values and growth are calculated: The supplier's delivered xx.xx-page, xx.xx-copy color-book examples list USD xx.xx for softcover and USD xx.xx for hardcover. They provide a commercial-run countercheck, with delivery and product differences preventing direct substitution.
    - Evidence informing forecast-year allocation inputs; displayed values and growth are calculated: The supplier's delivered xx.xx-page, xx.xx-copy color-book examples list USD xx.xx for softcover and USD xx.xx for hardcover. They provide a commercial-run countercheck, with delivery and product differences preventing direct substitution.
    - Evidence informing base-year allocation inputs; displayed values and growth are calculated: The smaller hardcover premium in this offset example qualifies extrapolation of the full POD hardcover increment into binding revenue.
    - Evidence informing forecast-year allocation inputs; displayed values and growth are calculated: The smaller hardcover premium in this offset example qualifies extrapolation of the full POD hardcover increment into binding revenue.
    - Evidence informing base-year allocation inputs; displayed values and growth are calculated: Comparable hardcover and softcover quotations constrain the assumed relative manufacturing realization after scope adjustments.
    - Evidence informing forecast-year allocation inputs; displayed values and growth are calculated: Comparable hardcover and softcover quotations constrain the assumed relative manufacturing realization after scope adjustments.
    - Evidence informing base-year allocation inputs; displayed values and growth are calculated: Softcover prices provide a commercial comparison, not a historical global average.
    - Evidence informing forecast-year allocation inputs; displayed values and growth are calculated: Softcover prices provide a commercial comparison, not a historical global average.
    - Evidence informing base-year allocation inputs; displayed values and growth are calculated: Board-book quotations constrain the assumed production receipt; delivery and duties require adjustment.
    - Evidence informing forecast-year allocation inputs; displayed values and growth are calculated: Board-book quotations constrain the assumed production receipt; delivery and duties require adjustment.
    - Evidence informing base-year allocation inputs; displayed values and growth are calculated: Mechanical-binding quotations constrain the unit-receipt assumption, not incidence.
    - Evidence informing forecast-year allocation inputs; displayed values and growth are calculated: Mechanical-binding quotations constrain the unit-receipt assumption, not incidence.
    - Evidence informing base-year allocation inputs; displayed values and growth are calculated: Short-booklet quotations constrain the lower realization used for eligible saddle-stitched books.
    - Evidence informing forecast-year allocation inputs; displayed values and growth are calculated: Short-booklet quotations constrain the lower realization used for eligible saddle-stitched books.
18. Book Wrap Mailers / Book Boxes - Packaging ONE
    - Evidence informing base-year allocation inputs; displayed values and growth are calculated: The manufacturer lists MP2 book mailers at GBP xx.xx each for xx.xx packs of xx.xx excluding VAT. The converted unit price supplies the packaging-creation value proxy, not a global average or a historical quote.
    - Evidence informing forecast-year allocation inputs; displayed values and growth are calculated: The manufacturer lists MP2 book mailers at GBP xx.xx each for xx.xx packs of xx.xx excluding VAT. The converted unit price supplies the packaging-creation value proxy, not a global average or a historical quote.
    - Evidence informing base-year allocation inputs; displayed values and growth are calculated: The enclosure price forms the other side of the creation-versus-packing ratio. One comparable enclosure per packing unit is an explicit activity-matching assumption.
    - Evidence informing forecast-year allocation inputs; displayed values and growth are calculated: The enclosure price forms the other side of the creation-versus-packing ratio. One comparable enclosure per packing unit is an explicit activity-matching assumption.

19. Foreign Exchange Rates - G.5A Annual, January 5, 2026
    - Evidence informing base-year allocation inputs; displayed values and growth are calculated: The official 2025 annual average is USD xx.xx per GBP. It converts the GBP packaging comparator into the common monetary basis used in the starting allocation.
    - Evidence informing forecast-year allocation inputs; displayed values and growth are calculated: The official 2025 annual average is USD xx.xx per GBP. It converts the GBP packaging comparator into the common monetary basis used in the starting allocation.
    - Evidence informing base-year allocation inputs; displayed values and growth are calculated: The same conversion supports the common-currency packaging/packing denominator inherited by the forecast; no 2032 exchange rate is asserted.
    - Evidence informing forecast-year allocation inputs; displayed values and growth are calculated: The same conversion supports the common-currency packaging/packing denominator inherited by the forecast; no 2032 exchange rate is asserted.
20. Optional Book Publishing Services - InstantPublisher
    - Evidence informing base-year allocation inputs; displayed values and growth are calculated: The provider lists layout/typesetting at USD xx.xx per page with a USD xx.xx minimum. This supports the preparation-spending feasibility check, with purchase incidence and copies per job remaining assumptions.
    - Evidence informing forecast-year allocation inputs; displayed values and growth are calculated: The provider lists layout/typesetting at USD xx.xx per page with a USD xx.xx minimum. This supports the preparation-spending feasibility check, with purchase incidence and copies per job remaining assumptions.
    - Evidence informing base-year allocation inputs; displayed values and growth are calculated: Individual shrink-wrapping is listed at USD xx.xx each plus USD xx.xx setup. Amortizing setup over an assumed xx.xx copies gives the USD xx.xx packing comparator.
    - Evidence informing forecast-year allocation inputs; displayed values and growth are calculated: Individual shrink-wrapping is listed at USD xx.xx each plus USD xx.xx setup. Amortizing setup over an assumed xx.xx copies gives the USD xx.xx packing comparator.
21. How Does Merchant Pricing Work for Ecommerce Stores? - Lulu Direct
    - Evidence informing base-year allocation inputs; displayed values and growth are calculated: The September 2026 merchant-pricing explanation identifies a USD xx.xx fulfillment fee and separates merchant retail receipts from payments for supplier production, shipping and taxes. The fee is a contemporary feasibility comparator, not verified 2025 penetration or a future charge.
    - Evidence informing forecast-year allocation inputs; displayed values and growth are calculated: The September 2026 merchant-pricing explanation identifies a USD xx.xx fulfillment fee and separates merchant retail receipts from payments for supplier production, shipping and taxes. The fee is a contemporary feasibility comparator, not verified 2025 penetration or a future charge.
    - Evidence informing base-year allocation inputs; displayed values and growth are calculated: Merchant retail receipts are separate from payments for printing and fulfillment. The current page lists a USD xx.xx fulfillment fee, with shipping and taxes separately calculated. This supports the service-value boundary, not a historical average fee or global order volume.
    - Evidence informing forecast-year allocation inputs; displayed values and growth are calculated: Merchant retail receipts are separate from payments for printing and fulfillment. The current page lists a USD xx.xx fulfillment fee, with shipping and taxes separately calculated. This supports the service-value boundary, not a historical average fee or global order volume.
    - Evidence informing base-year allocation inputs; displayed values and growth are calculated: Lulu identifies separate retail and production/fulfillment transactions and a USD xx.xx fulfillment fee. This supports excluding merchant retail margins from production-service value and avoiding automatic procurement-channel classification from the storefront.
    - Evidence informing forecast-year allocation inputs; displayed values and growth are calculated: Lulu identifies separate retail and production/fulfillment transactions and a USD xx.xx fulfillment fee. This supports excluding merchant retail margins from production-service value and avoiding automatic procurement-channel classification from the storefront.

22. AAP December 2025 StatShot Report

- Evidence informing base-year allocation inputs; displayed values and growth are calculated: The primary monthly reporting panel's full-year 2025 trade figures show paperback revenue down xx.xx%. This qualifies broad physical-book growth assumptions and supplies directional mix evidence only.
- Evidence informing forecast-year allocation inputs; displayed values and growth are calculated: The primary monthly reporting panel's full-year 2025 trade figures show paperback revenue down xx.xx%. This qualifies broad physical-book growth assumptions and supplies directional mix evidence only.
- Evidence informing base-year allocation inputs; displayed values and growth are calculated: The same approximately xx.xx-publisher panel shows hardcover revenue up xx.xx%. It supports a modest premium-mix hypothesis but neither measures global binding spending nor proves the forecast.
- Evidence informing forecast-year allocation inputs; displayed values and growth are calculated: The same approximately xx.xx-publisher panel shows hardcover revenue up xx.xx%. It supports a modest premium-mix hypothesis but neither measures global binding spending nor proves the forecast.
- Evidence informing base-year allocation inputs; displayed values and growth are calculated: Direct-participant 2025 hardback revenue of approximately USD xx.xx anchors the adjusted conventional-format model; it is not printing revenue or a global share.
- Evidence informing forecast-year allocation inputs; displayed values and growth are calculated: Direct-participant 2025 hardback revenue of approximately USD xx.xx anchors the adjusted conventional-format model; it is not printing revenue or a global share.
- Evidence informing base-year allocation inputs; displayed values and growth are calculated: Reported paperback revenue of approximately USD xx.xx plus USD xx.xx mass-market revenue supplies the comparison input. Reported annual movements qualify the forecast starting mix, not its future persistence.
- Evidence informing forecast-year allocation inputs; displayed values and growth are calculated: Reported paperback revenue of approximately USD xx.xx plus USD xx.xx mass-market revenue supplies the comparison input. Reported annual movements qualify the forecast starting mix, not its future persistence.
- Evidence informing base-year allocation inputs; displayed values and growth are calculated: Direct publisher-sample religious and trade physical-format receipts provide a category-intensity proxy, subject to explicit geographic and coverage adjustments.
- Evidence informing forecast-year allocation inputs; displayed values and growth are calculated: Direct publisher-sample religious and trade physical-format receipts provide a category-intensity proxy, subject to explicit geographic and coverage adjustments.
- Evidence informing base-year allocation inputs; displayed values and growth are calculated: Reported professional-book receipts and their 2025 decline challenge assumptions of automatic growth from recurring reference relationships.
- Evidence informing forecast-year allocation inputs; displayed values and growth are calculated: Reported professional-book receipts and their 2025 decline challenge assumptions of automatic growth from recurring reference relationships.

23. Print and Associated Services Framework - Lot 1 Buyer Guide: Framework Objectives
    - Evidence informing base-year allocation inputs; displayed values and growth are calculated: The public purchasing framework separately specifies production-management advice. It establishes a purchased responsibility but not a global fee rate or permission to count subcontract pass-through as retained revenue.
    - Evidence informing forecast-year allocation inputs; displayed values and growth are calculated: The public purchasing framework separately specifies production-management advice. It establishes a purchased responsibility but not a global fee rate or permission to count subcontract pass-through as retained revenue.
    - Evidence informing base-year allocation inputs; displayed values and growth are calculated: The framework also specifies finished-goods stock holding and call-off, with required holding costs included in the print-job price. This supports allocating embedded production-linked fulfillment rather than restricting the category to standalone invoices.
    - Evidence informing forecast-year allocation inputs; displayed values and growth are calculated: The framework also specifies finished-goods stock holding and call-off, with required holding costs included in the print-job price. This supports allocating embedded production-linked fulfillment rather than restricting the category to standalone invoices.
    - Evidence informing base-year allocation inputs; displayed values and growth are calculated: Finished goods may be held for call-off, with storage included in the print job where required. This supports consolidated releases as a production-linked arrangement without assuming every release is an individual order.
    - Evidence informing forecast-year allocation inputs; displayed values and growth are calculated: Finished goods may be held for call-off, with storage included in the print job where required. This supports consolidated releases as a production-linked arrangement without assuming every release is an individual order.
    - Evidence informing base-year allocation inputs; displayed values and growth are calculated: Contractors maintain designated distribution lists, deliver to nominated addresses and receive job-specific copy allocations, supporting the modeled list-delivery category.
    - Evidence informing forecast-year allocation inputs; displayed values and growth are calculated: Contractors maintain designated distribution lists, deliver to nominated addresses and receive job-specific copy allocations, supporting the modeled list-delivery category.
    - Evidence informing base-year allocation inputs; displayed values and growth are calculated: The coexistence of stock holding, call-off and distribution-list obligations supports separating production trigger from fulfillment responsibility; call-off alone does not establish transaction-level fulfillment.
    - Evidence informing forecast-year allocation inputs; displayed values and growth are calculated: The coexistence of stock holding, call-off and distribution-list obligations supports separating production trigger from fulfillment responsibility; call-off alone does not establish transaction-level fulfillment.

24. Frequently Asked Questions - IngramSpark
    - Evidence informing base-year allocation inputs; displayed values and growth are calculated: IngramSpark states that it does not provide editing, typesetting or design services. This counterexample prevents treating all platform manufacturing commissions as purchases of professional preparation services.
    - Evidence informing forecast-year allocation inputs; displayed values and growth are calculated: IngramSpark states that it does not provide editing, typesetting or design services. This counterexample prevents treating all platform manufacturing commissions as purchases of professional preparation services.
    - Evidence informing base-year allocation inputs; displayed values and growth are calculated: The provider permits nonexclusive sourcing when the customer owns its ISBN and does not offer editing, typesetting or design. These terms constrain the author service boundary, not adoption or revenue growth.
    - Evidence informing forecast-year allocation inputs; displayed values and growth are calculated: The provider permits nonexclusive sourcing when the customer owns its ISBN and does not offer editing, typesetting or design. These terms constrain the author service boundary, not adoption or revenue growth.
    - Evidence informing base-year allocation inputs; displayed values and growth are calculated: IngramSpark permits nonexclusive use of other printers, distributors and fulfillment providers when publishers own their ISBN. This establishes an alternative-sourcing option, not observed switching or a numerical channel allocation.
    - Evidence informing forecast-year allocation inputs; displayed values and growth are calculated: IngramSpark permits nonexclusive use of other printers, distributors and fulfillment providers when publishers own their ISBN. This establishes an alternative-sourcing option, not observed switching or a numerical channel allocation.
25. Packaging Printing & Production - Imago Group
    - Evidence informing base-year allocation inputs; displayed values and growth are calculated: The supplier identifies book slipcases, clamshell cases, tray-and-lid constructions and multicomponent publisher packaging. This supports the enclosure-production boundary and the limitation of a simple mailer-price proxy; it does not supply sales weights.
    - Evidence informing forecast-year allocation inputs; displayed values and growth are calculated: The supplier identifies book slipcases, clamshell cases, tray-and-lid constructions and multicomponent publisher packaging. This supports the enclosure-production boundary and the limitation of a simple mailer-price proxy; it does not supply sales weights.
26. Services - Bridgeport National Bindery
    - Evidence informing base-year allocation inputs; displayed values and growth are calculated: The short-run book-production portfolio separately lists shrink-wrapping and set packing. It establishes commercial packing activity distinct from enclosure manufacture and binding, without measuring its revenue.
    - Evidence informing forecast-year allocation inputs; displayed values and growth are calculated: The short-run book-production portfolio separately lists shrink-wrapping and set packing. It establishes commercial packing activity distinct from enclosure manufacture and binding, without measuring its revenue.
27. Terms and Conditions - CPI Print Germany
    - Evidence informing base-year allocation inputs; displayed values and growth are calculated: Published terms distinguish ex-works production prices from packaging, freight and postage and reserve specified input-cost adjustment rights. They support comparable-scope valuation but do not establish realized inflation.
    - Evidence informing forecast-year allocation inputs; displayed values and growth are calculated: Published terms distinguish ex-works production prices from packaging, freight and postage and reserve specified input-cost adjustment rights. They support comparable-scope valuation but do not establish realized inflation.
    - Evidence informing base-year allocation inputs; displayed values and growth are calculated: Separate treatment of forwarding and storage responsibilities supports the eligible production-linked service boundary; contractual rights do not prove the assumed future fee-growth rate.
    - Evidence informing forecast-year allocation inputs; displayed values and growth are calculated: Separate treatment of forwarding and storage responsibilities supports the eligible production-linked service boundary; contractual rights do not prove the assumed future fee-growth rate.

28. ONIX Codelists Issue 75 - List 150: Product Form
    - Evidence informing base-year allocation inputs; displayed values and growth are calculated: BB identifies hardback/cased books.
    - Evidence informing forecast-year allocation inputs; displayed values and growth are calculated: BB identifies hardback/cased books.
    - Evidence informing base-year allocation inputs; displayed values and growth are calculated: BC identifies paperback/softback books.
    - Evidence informing forecast-year allocation inputs; displayed values and growth are calculated: BC identifies paperback/softback books.
    - Evidence informing base-year allocation inputs; displayed values and growth are calculated: BH distinguishes board-page books from conventional books with rigid covers.
    - Evidence informing forecast-year allocation inputs; displayed values and growth are calculated: BH distinguishes board-page books from conventional books with rigid covers.
    - Evidence informing base-year allocation inputs; displayed values and growth are calculated: BE groups spiral, comb and coil forms.
    - Evidence informing forecast-year allocation inputs; displayed values and growth are calculated: BE groups spiral, comb and coil forms.
    - Evidence informing base-year allocation inputs; displayed values and growth are calculated: BD identifies loose-leaf books.
    - Evidence informing forecast-year allocation inputs; displayed values and growth are calculated: BD identifies loose-leaf books.
    - Evidence informing base-year allocation inputs; displayed values and growth are calculated: BF includes stapled short books; nonbook uses are excluded from the model.
    - Evidence informing forecast-year allocation inputs; displayed values and growth are calculated: BF includes stapled short books; nonbook uses are excluded from the model.
    - Evidence informing base-year allocation inputs; displayed values and growth are calculated: BL recognizes slide-bound books without measuring current sales.
    - Evidence informing forecast-year allocation inputs; displayed values and growth are calculated: BL recognizes slide-bound books without measuring current sales.
    - Evidence informing base-year allocation inputs; displayed values and growth are calculated: BO recognizes continuous concertina-fold books; nonbook charts are excluded.
    - Evidence informing forecast-year allocation inputs; displayed values and growth are calculated: BO recognizes continuous concertina-fold books; nonbook charts are excluded.
    - Evidence informing base-year allocation inputs; displayed values and growth are calculated: BI identifies textile-page books, not cloth-covered paper books.
    - Evidence informing forecast-year allocation inputs; displayed values and growth are calculated: BI identifies textile-page books, not cloth-covered paper books.
    - Evidence informing base-year allocation inputs; displayed values and growth are calculated: BJ identifies waterproof bath-book forms.
    - Evidence informing forecast-year allocation inputs; displayed values and growth are calculated: BJ identifies waterproof bath-book forms.
    - Evidence informing base-year allocation inputs; displayed values and growth are calculated: BP identifies foam-page and foam-cover books.
    - Evidence informing forecast-year allocation inputs; displayed values and growth are calculated: BP identifies foam-page and foam-cover books.

29. Thomson Reuters - Fourth-Quarter and Full-Year 2025 Results
    - Evidence informing base-year allocation inputs; displayed values and growth are calculated: Global Print revenue and contraction constrain professional-print scale and substitution direction; content receipts are not treated as loose-leaf service revenue.
    - Evidence informing forecast-year allocation inputs; displayed values and growth are calculated: Global Print revenue and contraction constrain professional-print scale and substitution direction; content receipts are not treated as loose-leaf service revenue.
30. Lulu - Discontinuing Saddle Stitch in Global Distribution
    - Evidence informing base-year allocation inputs; displayed values and growth are calculated: Provider-specific wholesale distribution restrictions establish a channel constraint, not a global sales weight or measured forecast decline.
    - Evidence informing forecast-year allocation inputs; displayed values and growth are calculated: Provider-specific wholesale distribution restrictions establish a channel constraint, not a global sales weight or measured forecast decline.
31. MAGACOPY Sofia - Copying and Printing Prices
    - Evidence informing base-year allocation inputs; displayed values and growth are calculated: A current EUR xx.xx binding-only charge establishes a live commercial service and a price-scope comparison; full-book USD receipts and incidence remain assumed.
    - Evidence informing forecast-year allocation inputs; displayed values and growth are calculated: A current EUR xx.xx binding-only charge establishes a live commercial service and a price-scope comparison; full-book USD receipts and incidence remain assumed.
32. Imago Group - Spotlight on Children's Books for National Young Readers Week
    - Evidence informing base-year allocation inputs; displayed values and growth are calculated: The company's children's portfolio supports board-book commercial classification, not order volumes.
    - Evidence informing forecast-year allocation inputs; displayed values and growth are calculated: The company's children's portfolio supports board-book commercial classification, not order volumes.
    - Evidence informing base-year allocation inputs; displayed values and growth are calculated: Cloth-book offerings support the textile-page category premise, not its modeled incidence.
    - Evidence informing forecast-year allocation inputs; displayed values and growth are calculated: Cloth-book offerings support the textile-page category premise, not its modeled incidence.
    - Evidence informing base-year allocation inputs; displayed values and growth are calculated: Bath-book offerings support a separate commercial category; sales and service receipts are undisclosed.
    - Evidence informing forecast-year allocation inputs; displayed values and growth are calculated: Bath-book offerings support a separate commercial category; sales and service receipts are undisclosed.
33. Pegasus - My First Book of Shapes: EVA Foam Book
    - Evidence informing base-year allocation inputs; displayed values and growth are calculated: The dated 2025 product identifies foam pages and supports commercial-status and classification checks, not global volume or supplier realization.
    - Evidence informing forecast-year allocation inputs; displayed values and growth are calculated: The dated 2025 product identifies foam pages and supports commercial-status and classification checks, not global volume or supplier realization.

34. U.S. Consumer Product Safety Commission - Children's Books
    - Evidence informing base-year allocation inputs; displayed values and growth are calculated: Product classification and intended audience affect commercial compliance accountability; no numerical surcharge is inferred.
    - Evidence informing forecast-year allocation inputs; displayed values and growth are calculated: Product classification and intended audience affect commercial compliance accountability; no numerical surcharge is inferred.
    - Evidence informing base-year allocation inputs; displayed values and growth are calculated: The exemption boundary supports separate classification rather than assumed conventional-book treatment.
    - Evidence informing forecast-year allocation inputs; displayed values and growth are calculated: The exemption boundary supports separate classification rather than assumed conventional-book treatment.
    - Evidence informing base-year allocation inputs; displayed values and growth are calculated: Compliance classification is retained as an uncertainty, not an exclusion or measured price premium.
    - Evidence informing forecast-year allocation inputs; displayed values and growth are calculated: Compliance classification is retained as an uncertainty, not an exclusion or measured price premium.
    - Evidence informing base-year allocation inputs; displayed values and growth are calculated: Specialty construction does not itself establish ordinary-book exemption eligibility or market inactivity.
    - Evidence informing forecast-year allocation inputs; displayed values and growth are calculated: Specialty construction does not itself establish ordinary-book exemption eligibility or market inactivity.
35. Puget Bindery - Services
    - Evidence informing base-year allocation inputs; displayed values and growth are calculated: The provider identifies training manuals and reference guides as mechanical-binding applications, supporting the commissioning premise without measuring sales incidence.
    - Evidence informing forecast-year allocation inputs; displayed values and growth are calculated: The provider identifies training manuals and reference guides as mechanical-binding applications, supporting the commissioning premise without measuring sales incidence.
    - Evidence informing base-year allocation inputs; displayed values and growth are calculated: Lists commercial letterpress book plates and specialty inserts, supporting a component-service model rather than attribution of the entire book price.
    - Evidence informing forecast-year allocation inputs; displayed values and growth are calculated: Lists commercial letterpress book plates and specialty inserts, supporting a component-service model rather than attribution of the entire book price.
    - Evidence informing base-year allocation inputs; displayed values and growth are calculated: The bindery identifies commercial printers, publishers and corporate print buyers as customers and excludes direct-to-consumer sales. This supports trade-purchasing attribution but supplies no sales percentage.
    - Evidence informing forecast-year allocation inputs; displayed values and growth are calculated: The bindery identifies commercial printers, publishers and corporate print buyers as customers and excludes direct-to-consumer sales. This supports trade-purchasing attribution but supplies no sales percentage.

36. ONIX Codelists Issue 75 - List 80: Product Packaging Type
    - Evidence informing base-year allocation inputs; displayed values and growth are calculated: Separates single-item and multivolume slipcases; supplies classification, not sales weights.
    - Evidence informing forecast-year allocation inputs; displayed values and growth are calculated: Separates single-item and multivolume slipcases; supplies classification, not sales weights.
    - Evidence informing base-year allocation inputs; displayed values and growth are calculated: Distinguishes lidded boxes from slipcase-style boxed sets.
    - Evidence informing forecast-year allocation inputs; displayed values and growth are calculated: Distinguishes lidded boxes from slipcase-style boxed sets.
    - Evidence informing base-year allocation inputs; displayed values and growth are calculated: Open-ended wraparound sleeves are distinct from enclosed wrapping.
    - Evidence informing forecast-year allocation inputs; displayed values and growth are calculated: Open-ended wraparound sleeves are distinct from enclosed wrapping.
    - Evidence informing base-year allocation inputs; displayed values and growth are calculated: Recognizes envelope-like slip-sleeves and wallets or folders.
    - Evidence informing forecast-year allocation inputs; displayed values and growth are calculated: Recognizes envelope-like slip-sleeves and wallets or folders.
    - Evidence informing base-year allocation inputs; displayed values and growth are calculated: Recognizes pouch and bag packaging independently.
    - Evidence informing forecast-year allocation inputs; displayed values and growth are calculated: Recognizes pouch and bag packaging independently.
    - Evidence informing base-year allocation inputs; displayed values and growth are calculated: Separately recognizes shrink-wrapped products and bundles.
    - Evidence informing forecast-year allocation inputs; displayed values and growth are calculated: Separately recognizes shrink-wrapped products and bundles.
    - Evidence informing base-year allocation inputs; displayed values and growth are calculated: Defines formed-plastic clamshells and card-backed blister packaging as distinct constructions.
    - Evidence informing forecast-year allocation inputs; displayed values and growth are calculated: Defines formed-plastic clamshells and card-backed blister packaging as distinct constructions.
    - Evidence informing base-year allocation inputs; displayed values and growth are calculated: Explicitly recognizes book browse-prevention closures.
    - Evidence informing forecast-year allocation inputs; displayed values and growth are calculated: Explicitly recognizes book browse-prevention closures.

37. U.S. Government Publishing Office - Program 827-S: Federal Aviation Administration Books, Contract Pricing and Specifications

- Evidence informing base-year allocation inputs; displayed values and growth are calculated: Historical evaluation quantities provide a container-heavy institutional purchasing counterexample, not global shipment shares.
- Evidence informing forecast-year allocation inputs; displayed values and growth are calculated: Historical evaluation quantities provide a container-heavy institutional purchasing counterexample, not global shipment shares.
- Evidence informing base-year allocation inputs; displayed values and growth are calculated: Separately identifies kraft-envelope packing within the book procurement.
- Evidence informing forecast-year allocation inputs; displayed values and growth are calculated: Separately identifies kraft-envelope packing within the book procurement.
- Evidence informing base-year allocation inputs; displayed values and growth are calculated: Identifies cushioned shipping bags as an eligible book-order enclosure.
- Evidence informing forecast-year allocation inputs; displayed values and growth are calculated: Identifies cushioned shipping bags as an eligible book-order enclosure.
- Evidence informing base-year allocation inputs; displayed values and growth are calculated: Includes wrapped shipping bundles as an alternative purchasing configuration.
- Evidence informing forecast-year allocation inputs; displayed values and growth are calculated: Includes wrapped shipping bundles as an alternative purchasing configuration.
- Evidence informing base-year allocation inputs; displayed values and growth are calculated: Requires packing and filler separately from the external enclosure.
- Evidence informing forecast-year allocation inputs; displayed values and growth are calculated: Requires packing and filler separately from the external enclosure.
- Evidence informing base-year allocation inputs; displayed values and growth are calculated: Identifies closure tape and securing straps independently of container construction.
- Evidence informing forecast-year allocation inputs; displayed values and growth are calculated: Identifies closure tape and securing straps independently of container construction.

38. U.S. Government Publishing Office - Print Order Form 2511 Instructions

- Evidence informing base-year allocation inputs; displayed values and growth are calculated: Specifies paper-banded sets separately from shrink-wrapped sets.
- Evidence informing forecast-year allocation inputs; displayed values and growth are calculated: Specifies paper-banded sets separately from shrink-wrapped sets.
- Evidence informing base-year allocation inputs; displayed values and growth are calculated: Describes shrink-wrapped units nested within cartons, supporting component attribution.
- Evidence informing forecast-year allocation inputs; displayed values and growth are calculated: Describes shrink-wrapped units nested within cartons, supporting component attribution.
- Evidence informing base-year allocation inputs; displayed values and growth are calculated: Distinguishes internal packaging, container quantities and pallet requirements.
- Evidence informing forecast-year allocation inputs; displayed values and growth are calculated: Distinguishes internal packaging, container quantities and pallet requirements.
- Evidence informing base-year allocation inputs; displayed values and growth are calculated: The instructions distinguish nominated delivery addresses and warehouse receiving arrangements, supporting the receiving-point attribution premise, not an observed consolidated market share.
- Evidence informing forecast-year allocation inputs; displayed values and growth are calculated: The instructions distinguish nominated delivery addresses and warehouse receiving arrangements, supporting the receiving-point attribution premise, not an observed consolidated market share.
- Evidence informing base-year allocation inputs; displayed values and growth are calculated: Supplemental distribution lists accommodate multiple destinations, supporting the distinction between preallocated destination delivery and a single receiving-point handoff.
- Evidence informing forecast-year allocation inputs; displayed values and growth are calculated: Supplemental distribution lists accommodate multiple destinations, supporting the distinction between preallocated destination delivery and a single receiving-point handoff.
- Evidence informing base-year allocation inputs; displayed values and growth are calculated: GPO specifies black interior inks separately from cover inks, supporting the monochrome classification and underlying-book attribution premise, not its modeled sales weight. ([gpo.gov](https://www.gpo.gov/docs/default-source/forms-standards-pdf-files/2511_instructions.pdf))
- Evidence informing forecast-year allocation inputs; displayed values and growth are calculated: GPO specifies black interior inks separately from cover inks, supporting the monochrome classification and underlying-book attribution premise, not its modeled sales weight. ([gpo.gov](https://www.gpo.gov/docs/default-source/forms-standards-pdf-files/2511_instructions.pdf))
- Evidence informing base-year allocation inputs; displayed values and growth are calculated: Designated Pantone specifications are recognized for interior inks, supporting a separate spot-color commercial category without measuring its share. ([gpo.gov](https://www.gpo.gov/docs/default-source/forms-standards-pdf-files/2511_instructions.pdf))
- Evidence informing forecast-year allocation inputs; displayed values and growth are calculated: Designated Pantone specifications are recognized for interior inks, supporting a separate spot-color commercial category without measuring its share. ([gpo.gov](https://www.gpo.gov/docs/default-source/forms-standards-pdf-files/2511_instructions.pdf))
- Evidence informing base-year allocation inputs; displayed values and growth are calculated: Four-color process is identified as full color for interior pages; cover color is separately specified. This supports classification at both modeled anchors. ([gpo.gov](https://www.gpo.gov/docs/default-source/forms-standards-pdf-files/2511_instructions.pdf))
- Evidence informing forecast-year allocation inputs; displayed values and growth are calculated: Four-color process is identified as full color for interior pages; cover color is separately specified. This supports classification at both modeled anchors. ([gpo.gov](https://www.gpo.gov/docs/default-source/forms-standards-pdf-files/2511_instructions.pdf))

39. GPOExpress Program Pricing Guide - November 2024
    - Evidence informing base-year allocation inputs; displayed values and growth are calculated: USD xx.xx hand folding provides a handling-cost comparison; the complete band realization remains modeled.
    - Evidence informing forecast-year allocation inputs; displayed values and growth are calculated: USD xx.xx hand folding provides a handling-cost comparison; the complete band realization remains modeled.
    - Evidence informing base-year allocation inputs; displayed values and growth are calculated: USD xx.xx per shrink wrap anchors a small-run comparison, not the assumed global realization.
    - Evidence informing forecast-year allocation inputs; displayed values and growth are calculated: USD xx.xx per shrink wrap anchors a small-run comparison, not the assumed global realization.
    - Evidence informing base-year allocation inputs; displayed values and growth are calculated: USD xx.xx auxiliary insertion supplies a handling-price comparison, not protective-material sales.
    - Evidence informing forecast-year allocation inputs; displayed values and growth are calculated: USD xx.xx auxiliary insertion supplies a handling-price comparison, not protective-material sales.
40. Hardcover Book Protection: Dust Jackets or Slipcases?
    - Evidence informing base-year allocation inputs; displayed values and growth are calculated: Own-product EXW slipcase prices of USD xx.xx, USD xx.xx and USD xx.xx at xx.xx xx.xx and xx.xx units constrain relative realizations.
    - Evidence informing forecast-year allocation inputs; displayed values and growth are calculated: Own-product EXW slipcase prices of USD xx.xx, USD xx.xx and USD xx.xx at xx.xx xx.xx and xx.xx units constrain relative realizations.
41. Book Printing Cost in China: How Printing Prices Are Calculated
    - Evidence informing base-year allocation inputs; displayed values and growth are calculated: Approximately USD xx.xx per export carton including basic packing materials constrains the bulk-package budget; the container allocation is modeled.
    - Evidence informing forecast-year allocation inputs; displayed values and growth are calculated: Approximately USD xx.xx per export carton including basic packing materials constrains the bulk-package budget; the container allocation is modeled.
    - Evidence informing base-year allocation inputs; displayed values and growth are calculated: The inclusive carton quotation constrains combined spending; its cushioning split is assumed.
    - Evidence informing forecast-year allocation inputs; displayed values and growth are calculated: The inclusive carton quotation constrains combined spending; its cushioning split is assumed.
    - Evidence informing base-year allocation inputs; displayed values and growth are calculated: The inclusive carton quotation constrains combined spending; its closure split is assumed.
    - Evidence informing forecast-year allocation inputs; displayed values and growth are calculated: The inclusive carton quotation constrains combined spending; its closure split is assumed.
42. Make Believe Ideas - Independent Retail Catalog 2025
    - Evidence informing base-year allocation inputs; displayed values and growth are calculated: The 2025 catalog identifies activity books with cover-mounted blisters, establishing book-specific participation but not packaging revenue or volume.
    - Evidence informing forecast-year allocation inputs; displayed values and growth are calculated: The 2025 catalog identifies activity books with cover-mounted blisters, establishing book-specific participation but not packaging revenue or volume.
43. Bookmobile - Request Book Printing Quotes the Right Way to Save Money
    - Evidence informing base-year allocation inputs; displayed values and growth are calculated: The printer's bookstore-oriented purchasing guidance cautions against universal shrink-wrap attachment.
    - Evidence informing forecast-year allocation inputs; displayed values and growth are calculated: The printer's bookstore-oriented purchasing guidance cautions against universal shrink-wrap attachment.

44. Digital Book Printing - Bookmobile
    - Evidence informing base-year allocation inputs; displayed values and growth are calculated: The current book-production portfolio separately offers poly bags, supporting commercial category participation rather than a sales weight.
    - Evidence informing forecast-year allocation inputs; displayed values and growth are calculated: The current book-production portfolio separately offers poly bags, supporting commercial category participation rather than a sales weight.
    - Evidence informing base-year allocation inputs; displayed values and growth are calculated: The current portfolio offers shrink-wrap independently of other finishing options.
    - Evidence informing forecast-year allocation inputs; displayed values and growth are calculated: The current portfolio offers shrink-wrap independently of other finishing options.
45. Sell Books on Shopify - Lulu
    - Evidence informing forecast-year allocation inputs; displayed values and growth are calculated: The offered storefront-to-print-and-ship route supports an accessible production-linked parcel channel, not assumed demand.
    - Evidence informing forecast-year allocation inputs; displayed values and growth are calculated: Direct fulfillment availability supports the parcel-use scenario without establishing envelope mix.
    - Evidence informing forecast-year allocation inputs; displayed values and growth are calculated: Direct fulfillment availability supports the parcel-use scenario without establishing bag mix.
46. European Commission - New EU Rules on Packaging Enter into Application
    - Evidence informing forecast-year allocation inputs; displayed values and growth are calculated: Regional packaging minimization supports a directional right-sizing premise, not a measured global box-price effect.
    - Evidence informing forecast-year allocation inputs; displayed values and growth are calculated: Waste-reduction requirements inform the bounded substitution scenario; they do not quantify band adoption.
    - Evidence informing forecast-year allocation inputs; displayed values and growth are calculated: Regional circularity requirements inform lower lightweight-bag exposure without implying a global book-bag ban.
    - Evidence informing forecast-year allocation inputs; displayed values and growth are calculated: Material substitution remains partly internal to the combined film-and-paper category.
    - Evidence informing forecast-year allocation inputs; displayed values and growth are calculated: Regional recyclability pressure informs the niche substitution scenario, not an observed blister-sales decline.
    - Evidence informing forecast-year allocation inputs; displayed values and growth are calculated: Empty-space reduction provides a directional premise for lower cushioning allowance per individual box.
47. Digital Printing - U.S. Government Publishing Office
    - Evidence informing base-year allocation inputs; displayed values and growth are calculated: Procurement examples allow offset or digital alternatives while restricting some digital variants, supporting an acceptance- and run-mix model rather than a universal quality ranking. This is a modeling premise, not an observed process share.
    - Evidence informing forecast-year allocation inputs; displayed values and growth are calculated: Procurement examples allow offset or digital alternatives while restricting some digital variants, supporting an acceptance- and run-mix model rather than a universal quality ranking. This is a modeling premise, not an observed process share.
    - Evidence informing base-year allocation inputs; displayed values and growth are calculated: The purchasing guidance supports conditional digital substitution, not unrestricted interchangeability or an observed forecast allocation.
    - Evidence informing forecast-year allocation inputs; displayed values and growth are calculated: The purchasing guidance supports conditional digital substitution, not unrestricted interchangeability or an observed forecast allocation.

48. Clays demonstrate dedication to digital investment
    - Evidence informing base-year allocation inputs; displayed values and growth are calculated: Reports xx.xx books annually and xx.xx books of digital capacity in an older investment statement; this constrains scale but is not a 2025 realized output mix.
    - Evidence informing forecast-year allocation inputs; displayed values and growth are calculated: Reports xx.xx books annually and xx.xx books of digital capacity in an older investment statement; this constrains scale but is not a 2025 realized output mix.
    - Evidence informing base-year allocation inputs; displayed values and growth are calculated: The company's inkjet investment supports an existing book-production application and a conditional adoption premise, not a quantified global forecast.
    - Evidence informing forecast-year allocation inputs; displayed values and growth are calculated: The company's inkjet investment supports an existing book-production application and a conditional adoption premise, not a quantified global forecast.
    - Evidence informing base-year allocation inputs; displayed values and growth are calculated: The capacity/output comparison is a limited commercial check on continued conventional book production, not a direct offset revenue observation.
    - Evidence informing forecast-year allocation inputs; displayed values and growth are calculated: The capacity/output comparison is a limited commercial check on continued conventional book production, not a direct offset revenue observation.
49. ISO/TC 130 - Guidelines for Using Print Production Standards, Version 1.0, 2019
    - Evidence informing base-year allocation inputs; displayed values and growth are calculated: Distinguishes packaging use cases and printing processes, supporting allocation of gravure to book-associated components rather than the full value of a book.
    - Evidence informing forecast-year allocation inputs; displayed values and growth are calculated: Distinguishes packaging use cases and printing processes, supporting allocation of gravure to book-associated components rather than the full value of a book.
    - Evidence informing base-year allocation inputs; displayed values and growth are calculated: Identifies flexographic packaging applications; the book-specific spending budget and process coefficients remain modeled.
    - Evidence informing forecast-year allocation inputs; displayed values and growth are calculated: Identifies flexographic packaging applications; the book-specific spending budget and process coefficients remain modeled.
50. Premium Layflat Photo Books - PhotobookShop
    - Evidence informing base-year allocation inputs; displayed values and growth are calculated: Offers bound silver-halide photographic books and distinguishes them from digitally printed alternatives, supporting the model's separate photographic category rather than an observed sales weight.
    - Evidence informing forecast-year allocation inputs; displayed values and growth are calculated: Offers bound silver-halide photographic books and distinguishes them from digitally printed alternatives, supporting the model's separate photographic category rather than an observed sales weight.
51. The Cormac McCarthy Collection - The Folio Society
    - Evidence informing base-year allocation inputs; displayed values and growth are calculated: Documents screen-printed cloth covers on physical book editions, supporting component-level commercial attribution. It does not measure supplier component receipts or global uptake.
    - Evidence informing forecast-year allocation inputs; displayed values and growth are calculated: Documents screen-printed cloth covers on physical book editions, supporting component-level commercial attribution. It does not measure supplier component receipts or global uptake.

52. Risograph Digital Duplicator Order Form, 2026 - Minneapolis College of Art and Design
    - Evidence informing base-year allocation inputs; displayed values and growth are calculated: The 2026 institutional form recognizes Risograph book/booklet orders but excludes assembly. It supports a limited application boundary, not 2025 external commercial volume; internal institutional charges are excluded from the numerator.
    - Evidence informing forecast-year allocation inputs; displayed values and growth are calculated: The 2026 institutional form recognizes Risograph book/booklet orders but excludes assembly. It supports a limited application boundary, not 2025 external commercial volume; internal institutional charges are excluded from the numerator.
53. American Printing House - 2024 Annual Report
    - Evidence informing base-year allocation inputs; displayed values and growth are calculated: Fiscal 2024 product sales were USD xx.xx; braille publications represented xx.xx% of product sales; xx.xx braille volumes were produced. These inputs constrain an adjusted production-realization proxy, not a global market share.
    - Evidence informing base-year allocation inputs; displayed values and growth are calculated: The decline from xx.xx braille volumes in 2022 qualifies a uniform physical-demand growth assumption and informs the slower relative forecast activity weight.
    - Evidence informing forecast-year allocation inputs; displayed values and growth are calculated: Fiscal 2024 product sales were USD xx.xx; braille publications represented xx.xx% of product sales; xx.xx braille volumes were produced. These inputs constrain an adjusted production-realization proxy, not a global market share.
    - Evidence informing forecast-year allocation inputs; displayed values and growth are calculated: The decline from xx.xx braille volumes in 2022 qualifies a uniform physical-demand growth assumption and informs the slower relative forecast activity weight.
54. Kodak Moments Kiosk - Kodak Alaris
    - Evidence informing base-year allocation inputs; displayed values and growth are calculated: Advertises book-capable retail kiosk equipment and a photographic-printing portfolio. Used only as a commercial-route premise for the thermal working estimate, not as evidence of thermal book-service sales, utilization or the final share.
    - Evidence informing forecast-year allocation inputs; displayed values and growth are calculated: Advertises book-capable retail kiosk equipment and a photographic-printing portfolio. Used only as a commercial-route premise for the thermal working estimate, not as evidence of thermal book-service sales, utilization or the final share.
55. 二〇二一年全国新闻出版业基本情况
    - Evidence informing base-year allocation inputs; displayed values and growth are calculated: Official 2021 aggregate textbook output distinguishes school, tertiary and vocational/adult activity; historical volumes require value and global-scope adjustments.
    - Evidence informing forecast-year allocation inputs; displayed values and growth are calculated: Official 2021 aggregate textbook output distinguishes school, tertiary and vocational/adult activity; historical volumes require value and global-scope adjustments.
    - Evidence informing base-year allocation inputs; displayed values and growth are calculated: Secondary, primary and teaching-book aggregate sheet counts form the school activity weight.
    - Evidence informing forecast-year allocation inputs; displayed values and growth are calculated: Secondary, primary and teaching-book aggregate sheet counts form the school activity weight.
    - Evidence informing base-year allocation inputs; displayed values and growth are calculated: Tertiary textbook aggregate output supplies the higher-education activity input before an assumed relative-service-value adjustment.
    - Evidence informing forecast-year allocation inputs; displayed values and growth are calculated: Tertiary textbook aggregate output supplies the higher-education activity input before an assumed relative-service-value adjustment.
    - Evidence informing base-year allocation inputs; displayed values and growth are calculated: Vocational, adult and literacy textbook output supplies the corresponding historical activity input.
    - Evidence informing forecast-year allocation inputs; displayed values and growth are calculated: Vocational, adult and literacy textbook output supplies the corresponding historical activity input.

56. Music, printed or in manuscript imports by country, 2024 - World Integrated Trade Solution
    - Evidence informing base-year allocation inputs; displayed values and growth are calculated: Official HS xx.xx import observations constrain the music-publication value bridge; domestic supply, physical-book eligibility and the printing-service fraction remain modeled.
    - Evidence informing forecast-year allocation inputs; displayed values and growth are calculated: Official HS xx.xx import observations constrain the music-publication value bridge; domestic supply, physical-book eligibility and the printing-service fraction remain modeled.
57. Bloomsbury Publishing - 2024/25 Results Presentation
    - Evidence informing base-year allocation inputs; displayed values and growth are calculated: Separate Academic & Professional print, digital and rights/service receipts demonstrate the required physical-revenue boundary; company mix is not treated as global market share.
    - Evidence informing forecast-year allocation inputs; displayed values and growth are calculated: Separate Academic & Professional print, digital and rights/service receipts demonstrate the required physical-revenue boundary; company mix is not treated as global market share.
    - Evidence informing base-year allocation inputs; displayed values and growth are calculated: Observed physical academic publishing activity supports commercial applicability but does not verify the assumed global research/reference ratio.
    - Evidence informing forecast-year allocation inputs; displayed values and growth are calculated: Observed physical academic publishing activity supports commercial applicability but does not verify the assumed global research/reference ratio.
58. HDSB - RFSQ 26-013: Yearbook Software and Printing Services
    - Evidence informing base-year allocation inputs; displayed values and growth are calculated: The qualification notice establishes a commissioned yearbook scope including printing, binding and school delivery; it supplies no awarded value and is not used as a sales weight.
    - Evidence informing forecast-year allocation inputs; displayed values and growth are calculated: The qualification notice establishes a commissioned yearbook scope including printing, binding and school delivery; it supplies no awarded value and is not used as a sales weight.
    - Evidence informing base-year allocation inputs; displayed values and growth are calculated: The yearbook qualification notice restricts supply to prequalified vendors while permitting school bulk orders and individual ordering. It supports separating commissioning authority from ultimate payment, but discloses no fulfilled-order value.
    - Evidence informing forecast-year allocation inputs; displayed values and growth are calculated: The yearbook qualification notice restricts supply to prequalified vendors while permitting school bulk orders and individual ordering. It supports separating commissioning authority from ultimate payment, but discloses no fulfilled-order value.
    - Evidence informing base-year allocation inputs; displayed values and growth are calculated: The individual-ordering option establishes an attribution uncertainty relevant to the modeled household portion; it does not establish the assumed xx.xx% proportion.
    - Evidence informing forecast-year allocation inputs; displayed values and growth are calculated: The individual-ordering option establishes an attribution uncertainty relevant to the modeled household portion; it does not establish the assumed xx.xx% proportion.

59. U.S. Census Bureau - 2022 Economic Census, Books Printing Questionnaire MC-32312
    - Evidence informing base-year allocation inputs; displayed values and growth are calculated: The official printing questionnaire supports the distinction between textbook and general-book production; recognition is not treated as a revenue weight.
    - Evidence informing forecast-year allocation inputs; displayed values and growth are calculated: The official printing questionnaire supports the distinction between textbook and general-book production; recognition is not treated as a revenue weight.
    - Evidence informing base-year allocation inputs; displayed values and growth are calculated: Recognized coloring-book output supports treating recreational activity commissions separately from institutional textbooks according to purpose.
    - Evidence informing forecast-year allocation inputs; displayed values and growth are calculated: Recognized coloring-book output supports treating recreational activity commissions separately from institutional textbooks according to purpose.
60. Press Information Bureau - Department of School Education & Literacy, Year End Review 2024
    - Evidence informing base-year allocation inputs; displayed values and growth are calculated: The government review describes substantial NCERT physical-textbook activity, independently qualifying the physical-availability premise without establishing attributable supplier revenue.
    - Evidence informing forecast-year allocation inputs; displayed values and growth are calculated: The government review describes substantial NCERT physical-textbook activity, independently qualifying the physical-availability premise without establishing attributable supplier revenue.
61. 2022 North American Industry Classification System - United States
    - Evidence informing base-year allocation inputs; displayed values and growth are calculated: Dedicated book-publishing activity is separated from institutional primary activities and printing without publishing, constraining the Publishing Organizations numerator.
    - Evidence informing forecast-year allocation inputs; displayed values and growth are calculated: Dedicated book-publishing activity is separated from institutional primary activities and printing without publishing, constraining the Publishing Organizations numerator.
62. U.S. Census Bureau - Books Printing: 2002
    - Evidence informing base-year allocation inputs; displayed values and growth are calculated: Table xx.xx reports 2002 U.S. books-printing contract-work costs of USD xx.xx and shipments of USD xx.xx. Their ratio supplies a dated manufacturing-subcontract proxy, held constant within the forecast component.
    - Evidence informing forecast-year allocation inputs; displayed values and growth are calculated: Table xx.xx reports 2002 U.S. books-printing contract-work costs of USD xx.xx and shipments of USD xx.xx. Their ratio supplies a dated manufacturing-subcontract proxy, held constant within the forecast component.
    - Evidence informing base-year allocation inputs; displayed values and growth are calculated: The historical subcontract-cost input constrains the modeled transfer from publisher-origin commissioning to performing suppliers, without adding another gross contract value.
    - Evidence informing forecast-year allocation inputs; displayed values and growth are calculated: The historical subcontract-cost input constrains the modeled transfer from publisher-origin commissioning to performing suppliers, without adding another gross contract value.
63. Samfine Creation Holdings Group Limited - Form 20-F for the year ended December 31, 2025
    - Evidence informing base-year allocation inputs; displayed values and growth are calculated: The company reports USD xx.xx of 2025 book-product revenue and principally serves book traders that secure printing contracts and outsource production. This is a supplier-specific quantitative role check, not a Global allocation weight.
    - Evidence informing forecast-year allocation inputs; displayed values and growth are calculated: The company reports USD xx.xx of 2025 book-product revenue and principally serves book traders that secure printing contracts and outsource production. This is a supplier-specific quantitative role check, not a Global allocation weight.

64. Ministry of Education - NCERT and Amazon Letter of Engagement, October 7, 2024
    - Evidence informing base-year allocation inputs; displayed values and growth are calculated: The October xx.xx 2024 announcement targeted xx.xx NCERT books for academic 2025-xx.xx. This is a planned institutional activity anchor; realization, eligible receipts and subsequent growth are modeled separately.
    - Evidence informing forecast-year allocation inputs; displayed values and growth are calculated: The October xx.xx 2024 announcement targeted xx.xx NCERT books for academic 2025-xx.xx. This is a planned institutional activity anchor; realization, eligible receipts and subsequent growth are modeled separately.
65. Bangladesh e-GP - NCTB/TEXTBOOK/2025, Package GD.102_SEC_8.031
    - Evidence informing base-year allocation inputs; displayed values and growth are calculated: The government-funded procurement plan specifies xx.xx academic-2025 textbook copies and an estimated BDT xx.xx for printing, binding and supply. It constrains commercial order scale and local unit-budget plausibility, not realized annual revenue.
    - Evidence informing forecast-year allocation inputs; displayed values and growth are calculated: The government-funded procurement plan specifies xx.xx academic-2025 textbook copies and an estimated BDT xx.xx for printing, binding and supply. It constrains commercial order scale and local unit-budget plausibility, not realized annual revenue.
66. Students suffer as NCTB fails to deliver books - The Daily Star, January 17, 2025
    - Evidence informing base-year allocation inputs; displayed values and growth are calculated: The January xx.xx 2025 report corroborates the dated approximately xx.xx-copy textbook target and early-year delivery disruption. Target realization and supplier receipts remain modeled.
67. Secondary-level students: A new year without full set of books for many - The Daily Star, December 28, 2025
    - Evidence informing forecast-year allocation inputs; displayed values and growth are calculated: The December xx.xx 2025 report corroborates the approximately xx.xx-copy academic-2026 target and continued delivery slippage. It informs a normalization assumption, not an observed 2032 share.
68. Business Books - Print Professional, Custom Corporate Books | Blurb
    - Evidence informing base-year allocation inputs; displayed values and growth are calculated: The business-book offering includes organizational presentation and corporate-gift applications. It establishes an in-scope commissioning proposition, not the modeled global copy quantity or spending.
    - Evidence informing forecast-year allocation inputs; displayed values and growth are calculated: The business-book offering includes organizational presentation and corporate-gift applications. It establishes an in-scope commissioning proposition, not the modeled global copy quantity or spending.
69. How to Use Lulu to Support Your Nonprofit | Lulu
    - Evidence informing base-year allocation inputs; displayed values and growth are calculated: The platform permits an organization or charity to receive creator proceeds. This supports excluding beneficiary-only arrangements from nonprofit commissioning; it does not measure nonprofit printing purchases.
    - Evidence informing forecast-year allocation inputs; displayed values and growth are calculated: The platform permits an organization or charity to receive creator proceeds. This supports excluding beneficiary-only arrangements from nonprofit commissioning; it does not measure nonprofit printing purchases.

70. News Corp - Form 10-K for the fiscal year ended June 30, 2025
    - Evidence informing base-year allocation inputs; displayed values and growth are calculated: Fiscal 2025 consumer backlist revenue of xx.xx% and digital revenue of xx.xx% anchor the assumed physical-backlist bridge and its forecast starting model.
    - Evidence informing forecast-year allocation inputs; displayed values and growth are calculated: Fiscal 2025 consumer backlist revenue of xx.xx% and digital revenue of xx.xx% anchor the assumed physical-backlist bridge and its forecast starting model.
    - Evidence informing base-year allocation inputs; displayed values and growth are calculated: The disclosed backlist mix constrains recurring-title demand; its division into replenishment and POD remains modeled.
    - Evidence informing forecast-year allocation inputs; displayed values and growth are calculated: The disclosed backlist mix constrains recurring-title demand; its division into replenishment and POD remains modeled.
    - Evidence informing base-year allocation inputs; displayed values and growth are calculated: The complementary frontlist population supports the launch-stock cohort after physical-format adjustments.
    - Evidence informing forecast-year allocation inputs; displayed values and growth are calculated: The complementary frontlist population supports the launch-stock cohort after physical-format adjustments.
71. News Corp - Form 10-K for the fiscal year ended June 30, 2026
    - Evidence informing forecast-year allocation inputs; displayed values and growth are calculated: Fiscal 2026 backlist revenue of xx.xx% and digital revenue of xx.xx% lower the forecast physical-backlist proxy instead of assuming continued backlist expansion.
    - Evidence informing forecast-year allocation inputs; displayed values and growth are calculated: The updated catalog mix changes the forecast population available for repeat inventory releases.
    - Evidence informing forecast-year allocation inputs; displayed values and growth are calculated: The updated frontlist/backlist bridge changes the forecast planned-production weight; no 2032 share is disclosed.
72. How Do Lulu Direct Orders Work?
    - Evidence informing base-year allocation inputs; displayed values and growth are calculated: Lulu describes printing after customer purchase and distinguishes production from subsequent shipment, supporting recipient-order attribution rather than technology-based classification.
    - Evidence informing forecast-year allocation inputs; displayed values and growth are calculated: Lulu describes printing after customer purchase and distinguishes production from subsequent shipment, supporting recipient-order attribution rather than technology-based classification.
    - Evidence informing base-year allocation inputs; displayed values and growth are calculated: No minimum order and one-copy ordering establish commercial feasibility, not the number or value of single-copy releases.
    - Evidence informing forecast-year allocation inputs; displayed values and growth are calculated: No minimum order and one-copy ordering establish commercial feasibility, not the number or value of single-copy releases.
    - Evidence informing base-year allocation inputs; displayed values and growth are calculated: One POD offering accepts hundreds of copies, independently challenging a POD-equals-single-copy allocation.
    - Evidence informing forecast-year allocation inputs; displayed values and growth are calculated: One POD offering accepts hundreds of copies, independently challenging a POD-equals-single-copy allocation.
    - Evidence informing base-year allocation inputs; displayed values and growth are calculated: Orders can extend into thousands within the same offering; the production trigger therefore does not uniquely identify the working run band.
    - Evidence informing forecast-year allocation inputs; displayed values and growth are calculated: Orders can extend into thousands within the same offering; the production trigger therefore does not uniquely identify the working run band.

73. Supply Chain - Clays
    - Evidence informing base-year allocation inputs; displayed values and growth are calculated: Clays describes differentiated backlist arrangements and stock visibility, supporting a separate inventory-replenishment cohort without establishing its numerical prevalence.
    - Evidence informing forecast-year allocation inputs; displayed values and growth are calculated: Clays describes differentiated backlist arrangements and stock visibility, supporting a separate inventory-replenishment cohort without establishing its numerical prevalence.
    - Evidence informing base-year allocation inputs; displayed values and growth are calculated: New-title consolidation and predictable annual backlist demand support retaining planned inventory commitments; short-run printing is explicitly not necessarily POD.
    - Evidence informing forecast-year allocation inputs; displayed values and growth are calculated: New-title consolidation and predictable annual backlist demand support retaining planned inventory commitments; short-run printing is explicitly not necessarily POD.
    - Evidence informing base-year allocation inputs; displayed values and growth are calculated: Clays explicitly distinguishes short-run work from POD, supporting category separation rather than a technological proxy for value share.
    - Evidence informing forecast-year allocation inputs; displayed values and growth are calculated: Clays explicitly distinguishes short-run work from POD, supporting category separation rather than a technological proxy for value share.
74. Smart Backlist Management: When to Hold and When to Print-on-Demand
    - Evidence informing base-year allocation inputs; displayed values and growth are calculated: Sheridan describes low-volume titles moving to POD while other titles retain inventory, supporting differentiated release-policy assumptions rather than a uniform backlist-to-POD conversion.
    - Evidence informing forecast-year allocation inputs; displayed values and growth are calculated: Sheridan describes low-volume titles moving to POD while other titles retain inventory, supporting differentiated release-policy assumptions rather than a uniform backlist-to-POD conversion.
    - Evidence informing base-year allocation inputs; displayed values and growth are calculated: A disclosed customer example uses a stock threshold to trigger a 2,000-copy replenishment order. It establishes the commercial mechanism, not a market-wide share.
    - Evidence informing forecast-year allocation inputs; displayed values and growth are calculated: A disclosed customer example uses a stock threshold to trigger a 2,000-copy replenishment order. It establishes the commercial mechanism, not a market-wide share.

75. Shortage of NCERT textbooks - Rajya Sabha Unstarred Question No. 1941, December 17, 2025
    - Evidence informing base-year allocation inputs; displayed values and growth are calculated: Advance enrollment-based forecasting, academic-session readiness and a fiscal 2025-xx.xx plan for approximately xx.xx textbooks support a substantial calendar-driven stock cohort. The target is not realized production.
    - Evidence informing forecast-year allocation inputs; displayed values and growth are calculated: Advance enrollment-based forecasting, academic-session readiness and a fiscal 2025-xx.xx plan for approximately xx.xx textbooks support a substantial calendar-driven stock cohort. The target is not realized production.
    - Evidence informing base-year allocation inputs; displayed values and growth are calculated: Phased supply and inventory monitoring support distinguishing ongoing availability obligations from individual-recipient POD, without quantifying replenishment's global prevalence.
    - Evidence informing forecast-year allocation inputs; displayed values and growth are calculated: Phased supply and inventory monitoring support distinguishing ongoing availability obligations from individual-recipient POD, without quantifying replenishment's global prevalence.
    - Evidence informing base-year allocation inputs; displayed values and growth are calculated: The official answer distinguishes printer empanelment from approximately xx.xx distribution vendors and describes planned fiscal 2025-xx.xx printing of approximately xx.xx textbooks. It supports commissioning-versus-distribution separation, not a realized monetary channel split.
    - Evidence informing forecast-year allocation inputs; displayed values and growth are calculated: The official answer distinguishes printer empanelment from approximately xx.xx distribution vendors and describes planned fiscal 2025-xx.xx printing of approximately xx.xx textbooks. It supports commissioning-versus-distribution separation, not a realized monetary channel split.
    - Evidence informing base-year allocation inputs; displayed values and growth are calculated: Phased textbook supply supports treating annual institutional quantities separately from production batches; it does not disclose the medium-run allocation.
    - Evidence informing forecast-year allocation inputs; displayed values and growth are calculated: Phased textbook supply supports treating annual institutional quantities separately from production batches; it does not disclose the medium-run allocation.
    - Evidence informing base-year allocation inputs; displayed values and growth are calculated: The December xx.xx 2025 answer identifies a xx.xx-million-copy FY2025-xx.xx printing decision versus approximately xx.xx in recent years, a counterforce to assuming rapid long-run disappearance. Planned copies are not realized service revenue.
    - Evidence informing forecast-year allocation inputs; displayed values and growth are calculated: The December xx.xx 2025 answer identifies a xx.xx-million-copy FY2025-xx.xx printing decision versus approximately xx.xx in recent years, a counterforce to assuming rapid long-run disappearance. Planned copies are not realized service revenue.
76. Fulfillment Fee - Lulu Direct
    - Evidence informing base-year allocation inputs; displayed values and growth are calculated: The September 2026 schedule lists USD xx.xx per order regardless of item count, supporting an order-frequency effect on associated-service value. It does not verify the assumed historical or forecast multiplier.
    - Evidence informing forecast-year allocation inputs; displayed values and growth are calculated: The September 2026 schedule lists USD xx.xx per order regardless of item count, supporting an order-frequency effect on associated-service value. It does not verify the assumed historical or forecast multiplier.

77. InnerWorkings, Inc. - Form 10-K for the year ended December 31, 2019
    - Evidence informing base-year allocation inputs; displayed values and growth are calculated: The 2019 filing reports USD xx.xx gross profit on USD xx.xx revenue and describes purchased-product and direct-service costs. Historical reported margins constrain the modeled xx.xx% retained-fee ratio; they do not directly measure book-channel share.
    - Evidence informing forecast-year allocation inputs; displayed values and growth are calculated: The 2019 filing reports USD xx.xx gross profit on USD xx.xx revenue and describes purchased-product and direct-service costs. Historical reported margins constrain the modeled xx.xx% retained-fee ratio; they do not directly measure book-channel share.
    - Evidence informing base-year allocation inputs; displayed values and growth are calculated: The procurement-service margin comparison supports the fee-to-managed-spending bridge underlying the direct-channel complement. Carrying the normalized ratio into 2032 is explicitly a forecast assumption.
    - Evidence informing forecast-year allocation inputs; displayed values and growth are calculated: The procurement-service margin comparison supports the fee-to-managed-spending bridge underlying the direct-channel complement. Carrying the normalized ratio into 2032 is explicitly a forecast assumption.
78. Simplified Purchase Agreement - U.S. Government Publishing Office
    - Evidence informing base-year allocation inputs; displayed values and growth are calculated: SPA permits agency awards directly to certified vendors for purchases up to USD xx.xx while GPO pays vendors and invoices agencies. This supports classifying by the contracting relationship rather than the invoice payer, not a numerical global weight.
    - Evidence informing forecast-year allocation inputs; displayed values and growth are calculated: SPA permits agency awards directly to certified vendors for purchases up to USD xx.xx while GPO pays vendors and invoices agencies. This supports classifying by the contracting relationship rather than the invoice payer, not a numerical global weight.
79. Global Print Services | China, Europe, SE Asia, USA & India
    - Evidence informing base-year allocation inputs; displayed values and growth are calculated: Imago describes sourcing suppliers and coordinating multiple manufacturers for book-related projects. Its cumulative customer relationships establish the offered intermediary role but are not annual revenue or allocation weights.
    - Evidence informing forecast-year allocation inputs; displayed values and growth are calculated: Imago describes sourcing suppliers and coordinating multiple manufacturers for book-related projects. Its cumulative customer relationships establish the offered intermediary role but are not annual revenue or allocation weights.
80. Lion Rock Group Limited - Annual Report 2025
    - Evidence informing base-year allocation inputs; displayed values and growth are calculated: Own-business 2025 turnover changes of minus xx.xx% for APOL and minus xx.xx% for Regent challenge uniform intermediary growth; Regent's non-book focus limits its relevance. These observations support avoiding an additional adoption uplift.
    - Evidence informing forecast-year allocation inputs; displayed values and growth are calculated: Own-business 2025 turnover changes of minus xx.xx% for APOL and minus xx.xx% for Regent challenge uniform intermediary growth; Regent's non-book focus limits its relevance. These observations support avoiding an additional adoption uplift.
    - Evidence informing base-year allocation inputs; displayed values and growth are calculated: Manufacturing turnover changes of minus xx.xx% at xx.xx Printing and plus xx.xx% at Papercraft demonstrate differing supplier trajectories rather than a simple common channel-growth pattern; these are not direct-contracting market shares.
    - Evidence informing forecast-year allocation inputs; displayed values and growth are calculated: Manufacturing turnover changes of minus xx.xx% at xx.xx Printing and plus xx.xx% at Papercraft demonstrate differing supplier trajectories rather than a simple common channel-growth pattern; these are not direct-contracting market shares.

81. Imprint Digital - Book Printing Prices UK

- Evidence informing base-year allocation inputs; displayed values and growth are calculated: The inspected schedule quotes GBP xx.xx at xx.xx copies for one paperback specification, supporting a relative-price input, not a historical global realization.
- Evidence informing forecast-year allocation inputs; displayed values and growth are calculated: The inspected schedule quotes GBP xx.xx at xx.xx copies for one paperback specification, supporting a relative-price input, not a historical global realization.
- Evidence informing base-year allocation inputs; displayed values and growth are calculated: GBP xx.xx at xx.xx copies supplies the medium-run reference index; format and delivery differences require separate treatment.
- Evidence informing forecast-year allocation inputs; displayed values and growth are calculated: GBP xx.xx at xx.xx copies supplies the medium-run reference index; format and delivery differences require separate treatment.
- Evidence informing base-year allocation inputs; displayed values and growth are calculated: The quantity-price curve anchors the reference from which the long-run discount is assumed; no long-run price or future share is disclosed.
- Evidence informing forecast-year allocation inputs; displayed values and growth are calculated: The quantity-price curve anchors the reference from which the long-run discount is assumed; no long-run price or future share is disclosed.

82. Print Options

- Evidence informing base-year allocation inputs; displayed values and growth are calculated: KDP distinguishes black-and-white from color records and locks ink type after publication. These platform-specific conditions qualify switching assumptions, not market weights. ([kdp.amazon.com](https://kdp.amazon.com/en_US/help/topic/G201834180))
- Evidence informing forecast-year allocation inputs; displayed values and growth are calculated: KDP distinguishes black-and-white from color records and locks ink type after publication. These platform-specific conditions qualify switching assumptions, not market weights. ([kdp.amazon.com](https://kdp.amazon.com/en_US/help/topic/G201834180))
- Evidence informing base-year allocation inputs; displayed values and growth are calculated: The displayed platform menu does not establish designated spot-color availability or sales; a general color option is not used as evidence of spot-color demand. ([kdp.amazon.com](https://kdp.amazon.com/en_US/help/topic/G201834180))
- Evidence informing forecast-year allocation inputs; displayed values and growth are calculated: The displayed platform menu does not establish designated spot-color availability or sales; a general color option is not used as evidence of spot-color demand. ([kdp.amazon.com](https://kdp.amazon.com/en_US/help/topic/G201834180))
- Evidence informing base-year allocation inputs; displayed values and growth are calculated: Standard color is unavailable for hardcover, but premium color is available. Both process-color tiers belong within the modeled Full-Color Interiors category. ([kdp.amazon.com](https://kdp.amazon.com/en_US/help/topic/G201834180))
- Evidence informing forecast-year allocation inputs; displayed values and growth are calculated: Standard color is unavailable for hardcover, but premium color is available. Both process-color tiers belong within the modeled Full-Color Interiors category. ([kdp.amazon.com](https://kdp.amazon.com/en_US/help/topic/G201834180))

83. Synthèse des chiffres de l'édition jeunesse 2024-2025

- Evidence informing base-year allocation inputs; displayed values and growth are calculated: The primary French publishing survey reports a xx.xx% decline in illustrated early-childhood volumes and a xx.xx% decline in youth-fiction volumes in 2024. These differing outcomes challenge an aggressive universal color-growth assumption. ([sne.fr](https://www.sne.fr/actu/synthese-des-chiffres-de-ledition-jeunesse-2024-2025/))
- Evidence informing forecast-year allocation inputs; displayed values and growth are calculated: The primary French publishing survey reports a xx.xx% decline in illustrated early-childhood volumes and a xx.xx% decline in youth-fiction volumes in 2024. These differing outcomes challenge an aggressive universal color-growth assumption. ([sne.fr](https://www.sne.fr/actu/synthese-des-chiffres-de-ledition-jeunesse-2024-2025/))

20.8. France

Table 611. France Book Printing & Packaging Services Market Size, 2017-2040 (USD Million)

Country	2017	2024	2025	2026	2027	2032	2040	CAGR (%)
France	**xx.xx**	**xx.xx**	**xx.xx**	**xx.xx**	**xx.xx**	**xx.xx**	**xx.xx**	**xx.xx**

Table 612. France Book Printing & Packaging Services Market Size, by Service Offering, 2017-2040 (USD Million)

Service Offering	2017	2024	2025	2026	2027	2032	2040	CAGR (%)
Book Packaging Production	xx.xx	xx.xx	xx.xx	xx.xx	xx.xx	xx.xx	xx.xx	xx.xx
Book Packing & Kitting	xx.xx	xx.xx	xx.xx	xx.xx	xx.xx	xx.xx	xx.xx	xx.xx
Book Printing	xx.xx	xx.xx	xx.xx	xx.xx	xx.xx	xx.xx	xx.xx	xx.xx
Bookbinding & Finishing	xx.xx	xx.xx	xx.xx	xx.xx	xx.xx	xx.xx	xx.xx	xx.xx
Prepress Services	xx.xx	xx.xx	xx.xx	xx.xx	xx.xx	xx.xx	xx.xx	xx.xx
Print Production Management	xx.xx	xx.xx	xx.xx	xx.xx	xx.xx	xx.xx	xx.xx	xx.xx
Production-Linked Fulfillment	xx.xx	xx.xx	xx.xx	xx.xx	xx.xx	xx.xx	xx.xx	xx.xx
Total	**xx.xx**	**xx.xx**	**xx.xx**	**xx.xx**	**xx.xx**	**xx.xx**	**xx.xx**	**xx.xx**

Table 613. France Book Printing & Packaging Services Market Size, by Book Format, 2017-2040 (USD Million)

Book Format	2017	2024	2025	2026	2027	2032	2040	CAGR (%)
Accordion-Fold Books	xx.xx	xx.xx	xx.xx	xx.xx	xx.xx	xx.xx	xx.xx	xx.xx
Bath Books	xx.xx	xx.xx	xx.xx	xx.xx	xx.xx	xx.xx	xx.xx	xx.xx
Board Books	xx.xx	xx.xx	xx.xx	xx.xx	xx.xx	xx.xx	xx.xx	xx.xx
Foam Books	xx.xx	xx.xx	xx.xx	xx.xx	xx.xx	xx.xx	xx.xx	xx.xx
Hardcover Books	xx.xx	xx.xx	xx.xx	xx.xx	xx.xx	xx.xx	xx.xx	xx.xx
Loose-Leaf Books	xx.xx	xx.xx	xx.xx	xx.xx	xx.xx	xx.xx	xx.xx	xx.xx
Paperback & Softcover Books	xx.xx	xx.xx	xx.xx	xx.xx	xx.xx	xx.xx	xx.xx	xx.xx
Saddle-Stitched Booklets	xx.xx	xx.xx	xx.xx	xx.xx	xx.xx	xx.xx	xx.xx	xx.xx
Slide-Bound Books	xx.xx	xx.xx	xx.xx	xx.xx	xx.xx	xx.xx	xx.xx	xx.xx
Textile Books	xx.xx	xx.xx	xx.xx	xx.xx	xx.xx	xx.xx	xx.xx	xx.xx
Wire, Coil & Comb-Bound Books	xx.xx	xx.xx	xx.xx	xx.xx	xx.xx	xx.xx	xx.xx	xx.xx
Total	**xx.xx**	**xx.xx**	**xx.xx**	**xx.xx**	**xx.xx**	**xx.xx**	**xx.xx**	**xx.xx**

Table 614. France Book Printing & Packaging Services Market Size, by Packaging Format, 2017-2040 (USD Million)

Packaging Format	2017	2024	2025	2026	2027	2032	2040	CAGR (%)
Bags & Pouches	xx.xx	xx.xx	xx.xx	xx.xx	xx.xx	xx.xx	xx.xx	xx.xx
Blister & Clamshell Packs	xx.xx	xx.xx	xx.xx	xx.xx	xx.xx	xx.xx	xx.xx	xx.xx
Boxes & Lidded Cases	xx.xx	xx.xx	xx.xx	xx.xx	xx.xx	xx.xx	xx.xx	xx.xx
Envelopes, Wallets & Folders	xx.xx	xx.xx	xx.xx	xx.xx	xx.xx	xx.xx	xx.xx	xx.xx
Film & Paper Wraps	xx.xx	xx.xx	xx.xx	xx.xx	xx.xx	xx.xx	xx.xx	xx.xx
Protective Inserts & Cushioning	xx.xx	xx.xx	xx.xx	xx.xx	xx.xx	xx.xx	xx.xx	xx.xx
Seals & Strapping	xx.xx	xx.xx	xx.xx	xx.xx	xx.xx	xx.xx	xx.xx	xx.xx
Sleeves & Wraparound Bands	xx.xx	xx.xx	xx.xx	xx.xx	xx.xx	xx.xx	xx.xx	xx.xx
Slipcases	xx.xx	xx.xx	xx.xx	xx.xx	xx.xx	xx.xx	xx.xx	xx.xx
Others	xx.xx	xx.xx	xx.xx	xx.xx	xx.xx	xx.xx	xx.xx	xx.xx
Total	**xx.xx**	**xx.xx**	**xx.xx**	**xx.xx**	**xx.xx**	**xx.xx**	**xx.xx**	**xx.xx**

Table 615. France Book Printing & Packaging Services Market Size, by Printing Technology, 2017-2040 (USD Million)

Printing Technology	2017	2024	2025	2026	2027	2032	2040	CAGR (%)
Braille Embossing	xx.xx	xx.xx	xx.xx	xx.xx	xx.xx	xx.xx	xx.xx	xx.xx
Digital Printing	xx.xx	xx.xx	xx.xx	xx.xx	xx.xx	xx.xx	xx.xx	xx.xx
Flexographic Printing	xx.xx	xx.xx	xx.xx	xx.xx	xx.xx	xx.xx	xx.xx	xx.xx
Gravure Printing	xx.xx	xx.xx	xx.xx	xx.xx	xx.xx	xx.xx	xx.xx	xx.xx
Letterpress Printing	xx.xx	xx.xx	xx.xx	xx.xx	xx.xx	xx.xx	xx.xx	xx.xx
Offset Lithography	xx.xx	xx.xx	xx.xx	xx.xx	xx.xx	xx.xx	xx.xx	xx.xx
Screen Printing	xx.xx	xx.xx	xx.xx	xx.xx	xx.xx	xx.xx	xx.xx	xx.xx
Silver-Halide Photographic Printing	xx.xx	xx.xx	xx.xx	xx.xx	xx.xx	xx.xx	xx.xx	xx.xx
Stencil Duplicator Printing	xx.xx	xx.xx	xx.xx	xx.xx	xx.xx	xx.xx	xx.xx	xx.xx
Others	xx.xx	xx.xx	xx.xx	xx.xx	xx.xx	xx.xx	xx.xx	xx.xx
Total	**xx.xx**	**xx.xx**	**xx.xx**	**xx.xx**	**xx.xx**	**xx.xx**	**xx.xx**	**xx.xx**

Table 616. France Book Printing & Packaging Services Market Size, by Offset Lithography, 2017-2040 (USD Million)

Offset Lithography	2017	2024	2025	2026	2027	2032	2040	CAGR (%)
Sheetfed Offset Printing	xx.xx	xx.xx	xx.xx	xx.xx	xx.xx	xx.xx	xx.xx	xx.xx
Web Offset Printing	xx.xx	xx.xx	xx.xx	xx.xx	xx.xx	xx.xx	xx.xx	xx.xx
Total	**xx.xx**	**xx.xx**	**xx.xx**	**xx.xx**	**xx.xx**	**xx.xx**	**xx.xx**	**xx.xx**

Table 617. France Book Printing & Packaging Services Market Size, by Digital Printing, 2017-2040 (USD Million)

Digital Printing	2017	2024	2025	2026	2027	2032	2040	CAGR (%)
Electrophotographic Printing	xx.xx	xx.xx	xx.xx	xx.xx	xx.xx	xx.xx	xx.xx	xx.xx
Inkjet Printing	xx.xx	xx.xx	xx.xx	xx.xx	xx.xx	xx.xx	xx.xx	xx.xx
Thermal Printing	xx.xx	xx.xx	xx.xx	xx.xx	xx.xx	xx.xx	xx.xx	xx.xx
Total	**xx.xx**	**xx.xx**	**xx.xx**	**xx.xx**	**xx.xx**	**xx.xx**	**xx.xx**	**xx.xx**

Table 618. France Book Printing & Packaging Services Market Size, by Publication Application, 2017-2040 (USD Million)

Publication Application	2017	2024	2025	2026	2027	2032	2040	CAGR (%)
Activity & Puzzle Books	xx.xx	xx.xx	xx.xx	xx.xx	xx.xx	xx.xx	xx.xx	xx.xx
Art & Photography Books	xx.xx	xx.xx	xx.xx	xx.xx	xx.xx	xx.xx	xx.xx	xx.xx
Commemorative & Personal Books	xx.xx	xx.xx	xx.xx	xx.xx	xx.xx	xx.xx	xx.xx	xx.xx
Educational & Training Books	xx.xx	xx.xx	xx.xx	xx.xx	xx.xx	xx.xx	xx.xx	xx.xx
General-Interest Books	xx.xx	xx.xx	xx.xx	xx.xx	xx.xx	xx.xx	xx.xx	xx.xx
Institutional & Corporate Books	xx.xx	xx.xx	xx.xx	xx.xx	xx.xx	xx.xx	xx.xx	xx.xx
Music Books & Scores	xx.xx	xx.xx	xx.xx	xx.xx	xx.xx	xx.xx	xx.xx	xx.xx
Religious & Devotional Books	xx.xx	xx.xx	xx.xx	xx.xx	xx.xx	xx.xx	xx.xx	xx.xx
Scholarly & Professional Books	xx.xx	xx.xx	xx.xx	xx.xx	xx.xx	xx.xx	xx.xx	xx.xx
Total	**xx.xx**	**xx.xx**	**xx.xx**	**xx.xx**	**xx.xx**	**xx.xx**	**xx.xx**	**xx.xx**

Table 619. France Book Printing & Packaging Services Market Size, by Educational & Training Books, 2017-2040 (USD Million)

Educational & Training Books	2017	2024	2025	2026	2027	2032	2040	CAGR (%)
Higher Education Textbooks	xx.xx	xx.xx	xx.xx	xx.xx	xx.xx	xx.xx	xx.xx	xx.xx
School Textbooks & Workbooks	xx.xx	xx.xx	xx.xx	xx.xx	xx.xx	xx.xx	xx.xx	xx.xx
Vocational & Continuing Education Books	xx.xx	xx.xx	xx.xx	xx.xx	xx.xx	xx.xx	xx.xx	xx.xx
Total	**xx.xx**	**xx.xx**	**xx.xx**	**xx.xx**	**xx.xx**	**xx.xx**	**xx.xx**	**xx.xx**

Table 620. France Book Printing & Packaging Services Market Size, by Commemorative & Personal Books, 2017-2040 (USD Million)

Commemorative & Personal Books	2017	2024	2025	2026	2027	2032	2040	CAGR (%)
Personal Photo & Memory Books	xx.xx	xx.xx	xx.xx	xx.xx	xx.xx	xx.xx	xx.xx	xx.xx
Yearbooks & Organizational Commemoratives	xx.xx	xx.xx	xx.xx	xx.xx	xx.xx	xx.xx	xx.xx	xx.xx
Total	**xx.xx**	**xx.xx**	**xx.xx**	**xx.xx**	**xx.xx**	**xx.xx**	**xx.xx**	**xx.xx**

Table 621. France Book Printing & Packaging Services Market Size, by Scholarly & Professional Books, 2017-2040 (USD Million)

Scholarly & Professional Books	2017	2024	2025	2026	2027	2032	2040	CAGR (%)
Professional & Technical Reference Books	xx.xx	xx.xx	xx.xx	xx.xx	xx.xx	xx.xx	xx.xx	xx.xx
Scholarly Research Books	xx.xx	xx.xx	xx.xx	xx.xx	xx.xx	xx.xx	xx.xx	xx.xx
Total	**xx.xx**	**xx.xx**	**xx.xx**	**xx.xx**	**xx.xx**	**xx.xx**	**xx.xx**	**xx.xx**

Table 622. France Book Printing & Packaging Services Market Size, by Buyer Type, 2017-2040 (USD Million)

Buyer Type	2017	2024	2025	2026	2027	2032	2040	CAGR (%)
Corporate & Commercial Buyers	xx.xx	xx.xx	xx.xx	xx.xx	xx.xx	xx.xx	xx.xx	xx.xx
Educational & Research Institutions	xx.xx	xx.xx	xx.xx	xx.xx	xx.xx	xx.xx	xx.xx	xx.xx
Government & Intergovernmental Bodies	xx.xx	xx.xx	xx.xx	xx.xx	xx.xx	xx.xx	xx.xx	xx.xx
Nonprofit & Membership Organizations	xx.xx	xx.xx	xx.xx	xx.xx	xx.xx	xx.xx	xx.xx	xx.xx
Print & Production Service Providers	xx.xx	xx.xx	xx.xx	xx.xx	xx.xx	xx.xx	xx.xx	xx.xx
Private Individuals & Households	xx.xx	xx.xx	xx.xx	xx.xx	xx.xx	xx.xx	xx.xx	xx.xx
Publishing Organizations	xx.xx	xx.xx	xx.xx	xx.xx	xx.xx	xx.xx	xx.xx	xx.xx
Self-Publishing Authors & Creators	xx.xx	xx.xx	xx.xx	xx.xx	xx.xx	xx.xx	xx.xx	xx.xx
Total	**xx.xx**	**xx.xx**	**xx.xx**	**xx.xx**	**xx.xx**	**xx.xx**	**xx.xx**	**xx.xx**

Table 623. France Book Printing & Packaging Services Market Size, by Production Model, 2017-2040 (USD Million)

Production Model	2017	2024	2025	2026	2027	2032	2040	CAGR (%)
Planned Stock Production	xx.xx	xx.xx	xx.xx	xx.xx	xx.xx	xx.xx	xx.xx	xx.xx
Print-on-Demand	xx.xx	xx.xx	xx.xx	xx.xx	xx.xx	xx.xx	xx.xx	xx.xx
Stock Replenishment	xx.xx	xx.xx	xx.xx	xx.xx	xx.xx	xx.xx	xx.xx	xx.xx
Total	**xx.xx**	**xx.xx**	**xx.xx**	**xx.xx**	**xx.xx**	**xx.xx**	**xx.xx**	**xx.xx**

Table 624. France Book Printing & Packaging Services Market Size, by Fulfillment Model, 2017-2040 (USD Million)

Fulfillment Model	2017	2024	2025	2026	2027	2032	2040	CAGR (%)
Consolidated Handoff	xx.xx	xx.xx	xx.xx	xx.xx	xx.xx	xx.xx	xx.xx	xx.xx
Distribution-List Delivery	xx.xx	xx.xx	xx.xx	xx.xx	xx.xx	xx.xx	xx.xx	xx.xx
Order-Level Fulfillment	xx.xx	xx.xx	xx.xx	xx.xx	xx.xx	xx.xx	xx.xx	xx.xx
Total	**xx.xx**	**xx.xx**	**xx.xx**	**xx.xx**	**xx.xx**	**xx.xx**	**xx.xx**	**xx.xx**

Table 625. France Book Printing & Packaging Services Market Size, by Procurement Channel, 2017-2040 (USD Million)

Procurement Channel	2017	2024	2025	2026	2027	2032	2040	CAGR (%)
Direct Provider Contracting	xx.xx	xx.xx	xx.xx	xx.xx	xx.xx	xx.xx	xx.xx	xx.xx
Intermediary-Led Contracting	xx.xx	xx.xx	xx.xx	xx.xx	xx.xx	xx.xx	xx.xx	xx.xx
Total	**xx.xx**	**xx.xx**	**xx.xx**	**xx.xx**	**xx.xx**	**xx.xx**	**xx.xx**	**xx.xx**

Table 626. France Book Printing & Packaging Services Market Size, by Print Run Length, 2017-2040 (USD Million)

Print Run Length	2017	2024	2025	2026	2027	2032	2040	CAGR (%)
Long Runs	xx.xx	xx.xx	xx.xx	xx.xx	xx.xx	xx.xx	xx.xx	xx.xx
Medium Runs	xx.xx	xx.xx	xx.xx	xx.xx	xx.xx	xx.xx	xx.xx	xx.xx
Short Runs	xx.xx	xx.xx	xx.xx	xx.xx	xx.xx	xx.xx	xx.xx	xx.xx
Single-Copy Runs	xx.xx	xx.xx	xx.xx	xx.xx	xx.xx	xx.xx	xx.xx	xx.xx
Total	**xx.xx**	**xx.xx**	**xx.xx**	**xx.xx**	**xx.xx**	**xx.xx**	**xx.xx**	**xx.xx**

Table 627. France Book Printing & Packaging Services Market Size, by Interior Color, 2017-2040 (USD Million)

Interior Color	2017	2024	2025	2026	2027	2032	2040	CAGR (%)
Black-and-White Interiors	xx.xx	xx.xx	xx.xx	xx.xx	xx.xx	xx.xx	xx.xx	xx.xx
Full-Color Interiors	xx.xx	xx.xx	xx.xx	xx.xx	xx.xx	xx.xx	xx.xx	xx.xx
Spot-Color Interiors	xx.xx	xx.xx	xx.xx	xx.xx	xx.xx	xx.xx	xx.xx	xx.xx
Total	**xx.xx**	**xx.xx**	**xx.xx**	**xx.xx**	**xx.xx**	**xx.xx**	**xx.xx**	**xx.xx**

Sources & Evidence

1. European Book Publishing Statistics 2024
   - Evidence informing the 2024 market-value input; displayed series and growth include calculations: European publishers reported approximately EUR xx.xx of net book-sales revenue in 2024. The disclosed ebook and audiobook proportions inform the modeled xx.xx% physical-book revenue proportion; publisher revenue is an input, not printing-service revenue.
   - Evidence informing the 2025 market-value input; displayed series and growth include calculations: The 2024 publisher-revenue and format observations provide the European demand input carried into the 2025 estimate.

2. The Global Publishing Industry in 2022

- Evidence informing the 2024 market-value input; displayed series and growth include calculations: Table xx.xx supplies country-level publishing revenues and identifies differences between retail-value, publisher-revenue, print-only and prior-year observations. Selected non-European country observations are adjusted for physical formats and period before estimating production spending.
- Evidence informing the 2025 market-value input; displayed series and growth include calculations: The selected country observations contribute to the demand pool underlying the 2025 working estimate. Nielsen retail datasets elsewhere in the publication are not used.
- Evidence informing base-year allocation inputs; displayed values and growth are calculated: Primary survey sector differences constrain the education-adjusted hardcover proxy.
- Evidence informing forecast-year allocation inputs; displayed values and growth are calculated: Primary survey sector differences constrain the education-adjusted hardcover proxy.
- Evidence informing base-year allocation inputs; displayed values and growth are calculated: Educational/trade differences qualify extrapolation of U.S. consumer-format revenue.
- Evidence informing forecast-year allocation inputs; displayed values and growth are calculated: Educational/trade differences qualify extrapolation of U.S. consumer-format revenue.
- Evidence informing base-year allocation inputs; displayed values and growth are calculated: USD xx.xx of surveyed children's publishing revenue anchors the modeled specialty demand pool, not supplier receipts.
- Evidence informing forecast-year allocation inputs; displayed values and growth are calculated: USD xx.xx of surveyed children's publishing revenue anchors the modeled specialty demand pool, not supplier receipts.
- Evidence informing base-year allocation inputs; displayed values and growth are calculated: Sector data constrain the commissioning-pool proxy; mechanical incidence remains assumed.
- Evidence informing forecast-year allocation inputs; displayed values and growth are calculated: Sector data constrain the commissioning-pool proxy; mechanical incidence remains assumed.
- Evidence informing base-year allocation inputs; displayed values and growth are calculated: Educational demand supplies a common economic anchor; loose-leaf incidence remains modeled.
- Evidence informing forecast-year allocation inputs; displayed values and growth are calculated: Educational demand supplies a common economic anchor; loose-leaf incidence remains modeled.
- Evidence informing base-year allocation inputs; displayed values and growth are calculated: Sector observations constrain the educational short-book commissioning pool.
- Evidence informing forecast-year allocation inputs; displayed values and growth are calculated: Sector observations constrain the educational short-book commissioning pool.
- Evidence informing base-year allocation inputs; displayed values and growth are calculated: The commissioning-pool anchor supports an explicit sparse-format incidence model.
- Evidence informing forecast-year allocation inputs; displayed values and growth are calculated: The commissioning-pool anchor supports an explicit sparse-format incidence model.
- Evidence informing base-year allocation inputs; displayed values and growth are calculated: Children's demand anchors the accordion working estimate, not observed accordion orders.
- Evidence informing forecast-year allocation inputs; displayed values and growth are calculated: Children's demand anchors the accordion working estimate, not observed accordion orders.
- Evidence informing base-year allocation inputs; displayed values and growth are calculated: Children's demand anchors assumed textile-book order incidence.
- Evidence informing forecast-year allocation inputs; displayed values and growth are calculated: Children's demand anchors assumed textile-book order incidence.
- Evidence informing base-year allocation inputs; displayed values and growth are calculated: Children's demand anchors assumed bath-book order incidence.
- Evidence informing forecast-year allocation inputs; displayed values and growth are calculated: Children's demand anchors assumed bath-book order incidence.
- Evidence informing base-year allocation inputs; displayed values and growth are calculated: Children's demand anchors assumed foam-book order incidence.
- Evidence informing forecast-year allocation inputs; displayed values and growth are calculated: Children's demand anchors assumed foam-book order incidence.
- Evidence informing base-year allocation inputs; displayed values and growth are calculated: The original publishing survey documents country-level trade/education revenue differences used to constrain the modeled physical-publishing mix; it does not directly measure service shares.
- Evidence informing forecast-year allocation inputs; displayed values and growth are calculated: The original publishing survey documents country-level trade/education revenue differences used to constrain the modeled physical-publishing mix; it does not directly measure service shares.

3. 2024 年新闻出版统计公报

- Evidence informing the 2024 market-value input; displayed series and growth include calculations: For 2024, the official table reports xx.xx book copies or sheets and CNY xx.xx of book-publishing revenue. These constrain the demand bridge and historical contraction, rather than directly measuring printing-service sales.
- Evidence informing the 2025 market-value input; displayed series and growth include calculations: The 2024 book-publishing observation supplies the Chinese demand primitive for the 2025 model.
- Evidence informing base-year allocation inputs; displayed values and growth are calculated: Official 2024 output of xx.xx copies/sheets constrains total modeled publisher activity; it does not disclose single-copy production.
- Evidence informing forecast-year allocation inputs; displayed values and growth are calculated: Official 2024 output of xx.xx copies/sheets constrains total modeled publisher activity; it does not disclose single-copy production.
- Evidence informing base-year allocation inputs; displayed values and growth are calculated: Aggregate copies and annual title output constrain the shared activity model, not an observed short-run share.
- Evidence informing forecast-year allocation inputs; displayed values and growth are calculated: Aggregate copies and annual title output constrain the shared activity model, not an observed short-run share.
- Evidence informing base-year allocation inputs; displayed values and growth are calculated: Aggregate production provides a scale check for the medium-run assumption; annual copies per title are not individual batches.
- Evidence informing forecast-year allocation inputs; displayed values and growth are calculated: Aggregate production provides a scale check for the medium-run assumption; annual copies per title are not individual batches.
- Evidence informing base-year allocation inputs; displayed values and growth are calculated: Approximately xx.xx annual copies per title constrain the long-run scenario without proving its batch mix or forecast.
- Evidence informing forecast-year allocation inputs; displayed values and growth are calculated: Approximately xx.xx annual copies per title constrain the long-run scenario without proving its batch mix or forecast.

4. Foreign Exchange Rates - G.5A Annual, January 5, 2026

- Evidence informing the 2024 market-value input; displayed series and growth include calculations: The official 2024 annual-average conversion inputs are USD xx.xx per EUR, CNY xx.xx per USD and CAD xx.xx per USD.
- Evidence informing the 2025 market-value input; displayed series and growth include calculations: The exchange-rate table establishes the conversion basis of the preceding-year demand inputs used in the 2025 estimate; subsequent effective-USD price assumptions are modeled separately.

5. Book publishing industry, 2024 - Statistics Canada
   - Evidence informing the 2024 market-value input; displayed series and growth include calculations: Canadian publishers reported CAD xx.xx of print sales outside the online category and CAD xx.xx of online print sales in 2024. Their sum, rather than total operating revenue, supplies the physical-book demand input.
   - Evidence informing the 2025 market-value input; displayed series and growth include calculations: Reported cost of goods sold of CAD xx.xx, up CAD xx.xx from 2022, supplies a cost-pressure cross-check, not a directly attributable printing-services total.
   - Evidence informing base-year allocation inputs; displayed values and growth are calculated: Canadian online versus other print-sales values constrain parcel exposure, with explicit value-to-unit and geographic limitations.
   - Evidence informing forecast-year allocation inputs; displayed values and growth are calculated: Canadian online versus other print-sales values constrain parcel exposure, with explicit value-to-unit and geographic limitations.
   - Evidence informing base-year allocation inputs; displayed values and growth are calculated: The print-channel value mix supplies a limited parcel-demand proxy, not observed envelope purchases.
   - Evidence informing forecast-year allocation inputs; displayed values and growth are calculated: The print-channel value mix supplies a limited parcel-demand proxy, not observed envelope purchases.
   - Evidence informing base-year allocation inputs; displayed values and growth are calculated: The print-channel value mix supplies a limited parcel-demand proxy, not observed bag purchases.
   - Evidence informing forecast-year allocation inputs; displayed values and growth are calculated: The print-channel value mix supplies a limited parcel-demand proxy, not observed bag purchases.
   - Evidence informing base-year allocation inputs; displayed values and growth are calculated: Modest observed online-print growth qualifies aggressive parcel-related wrapping assumptions.
   - Evidence informing forecast-year allocation inputs; displayed values and growth are calculated: Modest observed online-print growth qualifies aggressive parcel-related wrapping assumptions.
   - Evidence informing base-year allocation inputs; displayed values and growth are calculated: Channel activity constrains the modeled delivery-pack population requiring separate protection.
   - Evidence informing forecast-year allocation inputs; displayed values and growth are calculated: Channel activity constrains the modeled delivery-pack population requiring separate protection.
   - Evidence informing base-year allocation inputs; displayed values and growth are calculated: Channel activity constrains the modeled delivery-pack population requiring closures.
   - Evidence informing forecast-year allocation inputs; displayed values and growth are calculated: Channel activity constrains the modeled delivery-pack population requiring closures.
6. U.S. Census Bureau - Books Printing: Shipments, annual table
   - Evidence informing the 2017 market-value input; displayed series and growth include calculations: U.S. books-printing shipments were USD xx.xx in 2017; this is a national production anchor for the historical model.
   - Evidence informing the 2018 market-value input; displayed series and growth include calculations: U.S. books-printing shipments were USD xx.xx in 2018.
   - Evidence informing the 2019 market-value input; displayed series and growth include calculations: U.S. books-printing shipments were USD xx.xx in 2019.
   - Evidence informing the 2020 market-value input; displayed series and growth include calculations: U.S. books-printing shipments were USD xx.xx in 2020.
   - Evidence informing the 2021 market-value input; displayed series and growth include calculations: U.S. books-printing shipments were USD xx.xx in 2021.
   - Evidence informing the 2022 market-value input; displayed series and growth include calculations: U.S. books-printing shipments were USD xx.xx in 2022.
   - Evidence informing the 2024 market-value input; displayed series and growth include calculations: U.S. books-printing shipments were USD xx.xx in 2024. This national industrial measure is narrower than the composite global service boundary.

7. U.S. Census Bureau - Book Publishers, All Establishments: Revenue, annual table
   - Evidence informing the 2024 market-value input; displayed series and growth include calculations: The Census annual series reports USD xx.xx of U.S. book-publisher revenue for 2024. A modeled xx.xx% physical-book proportion excludes digital and other adjacent receipts.
   - Evidence informing the 2025 market-value input; displayed series and growth include calculations: The 2024 Census observation replaces an older survey-based U.S. revenue bridge in the demand pool underlying 2025.

8. Scholastic Corporation - Form 10-K for the year ended May 31, 2025

- Evidence informing the 2024 market-value input; displayed series and growth include calculations: Scholastic's fiscal 2024 product, service, production and inventory-reserve costs were xx.xx% of revenue; postage, freight, shipping, fulfillment and other costs were xx.xx%. These broad categories constrain, but do not directly establish, eligible outsourced-service spending.
- Evidence informing the 2025 market-value input; displayed series and growth include calculations: The corresponding fiscal 2025 proportions were xx.xx% and xx.xx%. Royalties and prepublication amortization are separately disclosed, allowing their exclusion from the service-market bridge.
- Evidence informing base-year allocation inputs; displayed values and growth are calculated: Fiscal-2025 product, service, production and inventory-reserve costs were xx.xx% of revenue. The broader cost category constrains the manufacturing spending boundary but does not directly disclose printing-service revenue.
- Evidence informing forecast-year allocation inputs; displayed values and growth are calculated: Fiscal-2025 product, service, production and inventory-reserve costs were xx.xx% of revenue. The broader cost category constrains the manufacturing spending boundary but does not directly disclose printing-service revenue.
- Evidence informing base-year allocation inputs; displayed values and growth are calculated: Prepublication amortization is disclosed separately from production costs, supporting exclusion of adjacent amortization rather than equating it with externally purchased prepress.
- Evidence informing forecast-year allocation inputs; displayed values and growth are calculated: Prepublication amortization is disclosed separately from production costs, supporting exclusion of adjacent amortization rather than equating it with externally purchased prepress.
- Evidence informing base-year allocation inputs; displayed values and growth are calculated: Postage, freight, shipping, fulfillment and other costs were xx.xx% of revenue in fiscal 2025 versus xx.xx% in fiscal 2024. This is a broad buyer-cost check, not an eligible outsourced-fulfillment share.
- Evidence informing forecast-year allocation inputs; displayed values and growth are calculated: Postage, freight, shipping, fulfillment and other costs were xx.xx% of revenue in fiscal 2025 versus xx.xx% in fiscal 2024. This is a broad buyer-cost check, not an eligible outsourced-fulfillment share.
- Evidence informing base-year allocation inputs; displayed values and growth are calculated: Outsourced manufacturing coexists with company-operated distribution. Fiscal-2025 production-related costs were xx.xx% of revenue, constraining the inherited spending bridge rather than directly measuring the assumed route fraction.
- Evidence informing forecast-year allocation inputs; displayed values and growth are calculated: Outsourced manufacturing coexists with company-operated distribution. Fiscal-2025 production-related costs were xx.xx% of revenue, constraining the inherited spending bridge rather than directly measuring the assumed route fraction.
- Evidence informing base-year allocation inputs; displayed values and growth are calculated: Book-club revenue was xx.xx% online-ordered and xx.xx% parent-ordered, while products typically went to classrooms. This challenges the use of online sales as a proxy for the external contractor's delivery model.
- Evidence informing forecast-year allocation inputs; displayed values and growth are calculated: Book-club revenue was xx.xx% online-ordered and xx.xx% parent-ordered, while products typically went to classrooms. This challenges the use of online sales as a proxy for the external contractor's delivery model.
- Evidence informing base-year allocation inputs; displayed values and growth are calculated: Direct printer-to-customer fulfillment is a disclosed option. Broader logistics/other costs were xx.xx% of revenue versus xx.xx% previously, providing a cost-boundary check but no global order-level share or service-price growth observation.
- Evidence informing forecast-year allocation inputs; displayed values and growth are calculated: Direct printer-to-customer fulfillment is a disclosed option. Broader logistics/other costs were xx.xx% of revenue versus xx.xx% previously, providing a cost-boundary check but no global order-level share or service-price growth observation.

9. CEWE achieves all targets in 2025 and aims to further increase revenue and earnings in 2026

- Evidence informing the 2025 market-value input; displayed series and growth include calculations: CEWE reported xx.xx CEWE PHOTOBOOK copies in 2025 versus xx.xx in 2024, supporting a positive specialty-book volume assumption without establishing global adoption.
- Evidence informing the 2026 market-value input; displayed series and growth include calculations: Observed 2025 photobook growth informs the specialty-demand assumption for 2026; the market value remains modeled.
- Evidence informing the 2032 market-value input; displayed series and growth include calculations: The observed specialty-book activity is a starting condition for the forecast, not independent proof of continued growth through 2032.
- Evidence informing the 2040 market-value input; displayed series and growth include calculations: The forecast explicitly slows specialty-demand growth after 2032; this source supplies the initial commercial observation, not the long-term growth rate.
- Evidence informing base-year allocation inputs; displayed values and growth are calculated: CEWE reports xx.xx photobooks in 2025 compared with xx.xx in 2024. This independently establishes specialty-book activity underlying the nonpublisher model, without establishing a global expansion factor.
- Evidence informing forecast-year allocation inputs; displayed values and growth are calculated: CEWE reports xx.xx photobooks in 2025 compared with xx.xx in 2024. This independently establishes specialty-book activity underlying the nonpublisher model, without establishing a global expansion factor.
- Evidence informing base-year allocation inputs; displayed values and growth are calculated: Observed photobook activity supports retaining premium specialty commissions in the manufacturing mix; the binding allocation and unchanged future cohort profile remain assumptions.
- Evidence informing forecast-year allocation inputs; displayed values and growth are calculated: Observed photobook activity supports retaining premium specialty commissions in the manufacturing mix; the binding allocation and unchanged future cohort profile remain assumptions.
- Evidence informing base-year allocation inputs; displayed values and growth are calculated: Reported photobook volumes constrain personal-book activity and the nonpublisher starting condition, not hardcover prevalence or future share.
- Evidence informing forecast-year allocation inputs; displayed values and growth are calculated: Reported photobook volumes constrain personal-book activity and the nonpublisher starting condition, not hardcover prevalence or future share.
- Evidence informing base-year allocation inputs; displayed values and growth are calculated: Photobook activity supports the separate personal-book commissioning block; its softcover fraction remains assumed.
- Evidence informing forecast-year allocation inputs; displayed values and growth are calculated: Photobook activity supports the separate personal-book commissioning block; its softcover fraction remains assumed.
- Evidence informing base-year allocation inputs; displayed values and growth are calculated: Reported photobook copies rose from xx.xx to xx.xx; the narrower 2026 target qualifies strong specialty-growth assumptions.
- Evidence informing forecast-year allocation inputs; displayed values and growth are calculated: Reported photobook copies rose from xx.xx to xx.xx; the narrower 2026 target qualifies strong specialty-growth assumptions.
- Evidence informing base-year allocation inputs; displayed values and growth are calculated: Specialty-book activity constrains the presentation-demand scenario but does not measure gift-box attachment.
- Evidence informing forecast-year allocation inputs; displayed values and growth are calculated: Specialty-book activity constrains the presentation-demand scenario but does not measure gift-box attachment.
- Evidence informing base-year allocation inputs; displayed values and growth are calculated: Reports xx.xx CEWE PHOTOBOOK units in 2025 versus xx.xx in 2024, constraining the specialty-book demand budget without establishing a global process split.
- Evidence informing forecast-year allocation inputs; displayed values and growth are calculated: Reports xx.xx CEWE PHOTOBOOK units in 2025 versus xx.xx in 2024, constraining the specialty-book demand budget without establishing a global process split.
- Evidence informing base-year allocation inputs; displayed values and growth are calculated: Observed photobook activity supports the common photographic-demand input; electrophotographic attribution remains an explicit assumption.
- Evidence informing forecast-year allocation inputs; displayed values and growth are calculated: Observed photobook activity supports the common photographic-demand input; electrophotographic attribution remains an explicit assumption.
- Evidence informing base-year allocation inputs; displayed values and growth are calculated: The photobook

10. Paperback Printing Cost - Kindle Direct Publishing

- Evidence informing the 2025 market-value input; displayed series and growth include calculations: The inspected U.S. paperback schedule charges USD xx.xx plus USD xx.xx per page for the specified regular-trim black-ink category. It provides a contemporary commercial price comparison for the assumed USD xx.xx self-publishing production receipt, not an observed historical price or volume.
- Evidence informing the 2026 market-value input; displayed series and growth include calculations: The schedule distinguishes printing charges from royalties and retail list prices, supporting the production-receipt boundary used in the estimate.
- Evidence informing base-year allocation inputs; displayed values and growth are calculated: The current U.S. regular-trim black-ink schedule uses USD xx.xx plus USD xx.xx per page for the relevant page band, yielding the USD xx.xx representative manufacturing comparator. It anchors relative weights, not an observed global 2025 price or future share.
- Evidence informing forecast-year allocation inputs; displayed values and growth are calculated: The current U.S. regular-trim black-ink schedule uses USD xx.xx plus USD xx.xx per page for the relevant page band, yielding the USD xx.xx representative manufacturing comparator. It anchors relative weights, not an observed global 2025 price or future share.
- Evidence informing base-year allocation inputs; displayed values and growth are calculated: The paperback manufacturing comparator supplies the baseline from which the modeled binding component and hardcover increment are separated.
- Evidence informing forecast-year allocation inputs; displayed values and growth are calculated: The paperback manufacturing comparator supplies the baseline from which the modeled binding component and hardcover increment are separated.
- Evidence informing base-year allocation inputs; displayed values and growth are calculated: The separately identified paperback printing charge constrains the self-publishing production-receipt model and its distinction from retail proceeds.
- Evidence informing forecast-year allocation inputs; displayed values and growth are calculated: The separately identified paperback printing charge constrains the self-publishing production-receipt model and its distinction from retail proceeds.
- Evidence informing base-year allocation inputs; displayed values and growth are calculated: The inspected U.S. regular-trim black-ink schedule charges USD xx.xx plus USD xx.xx per page. It is a contemporary production-charge comparison for the modeled USD xx.xx receipt, not an observed historical Global average.
- Evidence informing forecast-year allocation inputs; displayed values and growth are calculated: The inspected U.S. regular-trim black-ink schedule charges USD xx.xx plus USD xx.xx per page. It is a contemporary production-charge comparison for the modeled USD xx.xx receipt, not an observed historical Global average.
- Evidence informing base-year allocation inputs; displayed values and growth are calculated: The relevant current U.S. paperback printing schedule is USD xx.xx plus USD xx.xx per page, giving USD xx.xx at xx.xx pages. This is a commercial price comparison for creator-production receipts, not proof of 2025 realization, volume or fulfillment mix.
- Evidence informing forecast-year allocation inputs; displayed values and growth are calculated: The relevant current U.S. paperback printing schedule is USD xx.xx plus USD xx.xx per page, giving USD xx.xx at xx.xx pages. This is a commercial price comparison for creator-production receipts, not proof of 2025 realization, volume or fulfillment mix.
- Evidence informing base-year allocation inputs; displayed values and growth are calculated: The current U.S. regular-trim black-ink schedule of USD xx.xx plus USD xx.xx per page gives USD xx.xx at xx.xx pages, a magnitude check for modeled single-copy receipts. It establishes neither global volume nor historical or forecast share.
- Evidence informing forecast-year allocation inputs; displayed values and growth are calculated: The current U.S. regular-trim black-ink schedule of USD xx.xx plus USD xx.xx per page gives USD xx.xx at xx.xx pages, a magnitude check for modeled single-copy receipts. It establishes neither global volume nor historical or forecast share.
- Evidence informing base-year allocation inputs; displayed values and growth are calculated: The current U.S. regular-trim black-ink schedule charges USD xx.xx plus USD xx.xx per page, yielding USD xx.xx for xx.xx pages. This is a contemporary price comparator, not a historical global average. ([kdp.amazon.com](https://kdp.amazon.com/en_US/help/topic/G201834340))
- Evidence informing forecast-year allocation inputs; displayed values and growth are calculated: The current U.S. regular-trim black-ink schedule charges USD xx.xx plus USD xx.xx per page, yielding USD xx.xx for xx.xx pages. This is a contemporary price comparator, not a historical global average. ([kdp.amazon.com](https://kdp.amazon.com/en_US/help/topic/G201834340))
- Evidence informing base-year allocation inputs; displayed values and growth are calculated: The comparable standard and premium color charges calculate to USD xx.xx and USD xx.xx. They constrain relative

11. European Book Publishing Statistics 2017

- Evidence informing the 2017 market-value input; displayed series and growth include calculations: The association's primary survey reports approximately EUR xx.xx of European net publisher revenue for 2017, constraining the pre-pandemic demand level.

12. European Book Publishing Statistics 2019

- Evidence informing the 2018 market-value input; displayed series and growth include calculations: The association reports approximately EUR xx.xx of publisher revenue for 2018.
- Evidence informing the 2019 market-value input; displayed series and growth include calculations: The association reports approximately EUR xx.xx for 2019 and identifies a questionnaire change that limits exact comparability with earlier observations.

13. 2021 年新闻出版产业分析报告

- Evidence informing the 2020 market-value input; displayed series and growth include calculations: The official report's 2021 comparison identifies a substantial rebound from 2020, constraining the pandemic-recovery bridge.
- Evidence informing the 2021 market-value input; displayed series and growth include calculations: China reported xx.xx book copies or sheets in 2021, up xx.xx%; the report also distinguishes textbook output and reprints.
- Evidence informing base-year allocation inputs; displayed values and growth are calculated: China's official 2021 textbook share was xx.xx% of book copies. It supplies an older educational-activity proxy, not a monochrome share.
([nppa.gov.cn](https://www.nppa.gov.cn/xxgk/fdzdgknr/tjxx/xx.xx/P020230530667517704140.pdf))
- Evidence informing forecast-year allocation inputs; displayed values and growth are calculated: China's official 2021 textbook share was xx.xx% of book copies. It supplies an older educational-activity proxy, not a monochrome share.
([nppa.gov.cn](https://www.nppa.gov.cn/xxgk/fdzdgknr/tjxx/xx.xx/P020230530667517704140.pdf))
- Evidence informing base-year allocation inputs; displayed values and growth are calculated: The textbook copy proportion constrains educational exposure; comparable monetary intensity and spot-color incidence are modeled separately.
([nppa.gov.cn](https://www.nppa.gov.cn/xxgk/fdzdgknr/tjxx/xx.xx/P020230530667517704140.pdf))
- Evidence informing forecast-year allocation inputs; displayed values and growth are calculated: The textbook copy proportion constrains educational exposure; comparable monetary intensity and spot-color incidence are modeled separately.
([nppa.gov.cn](https://www.nppa.gov.cn/xxgk/fdzdgknr/tjxx/xx.xx/P020230530667517704140.pdf))
- Evidence informing base-year allocation inputs; displayed values and growth are calculated: The educational-activity observation contributes to the shared demand proxy carried into the full-color base and forecast models; no color split is reported.
([nppa.gov.cn](https://www.nppa.gov.cn/xxgk/fdzdgknr/tjxx/xx.xx/P020230530667517704140.pdf))
- Evidence informing forecast-year allocation inputs; displayed values and growth are calculated: The educational-activity observation contributes to the shared demand proxy carried into the full-color base and forecast models; no color split is reported.
([nppa.gov.cn](https://www.nppa.gov.cn/xxgk/fdzdgknr/tjxx/xx.xx/P020230530667517704140.pdf))

14. European Book Publishing Statistics 2023

- Evidence informing the 2022 market-value input; displayed series and growth include calculations: European net publisher revenue was approximately EUR xx.xx in 2022; the association describes paper-cost pressure and price-led growth.

15. Hardcover Printing Cost - Kindle Direct Publishing
    - Evidence informing base-year allocation inputs; displayed values and growth are calculated: The current U.S. regular-trim hardcover schedule uses USD xx.xx plus USD xx.xx per page in the relevant band. Comparison with paperback charges constrains the premium-equivalent manufacturing model.
    - Evidence informing forecast-year allocation inputs; displayed values and growth are calculated: The current U.S. regular-trim hardcover schedule uses USD xx.xx plus USD xx.xx per page in the relevant band. Comparison with paperback charges constrains the premium-equivalent manufacturing model.
    - Evidence informing base-year allocation inputs; displayed values and growth are calculated: The USD xx.xx fixed-charge difference supplies the POD premium input; the xx.xx% commercial-run realization and premium incidence are explicitly modeled rather than disclosed.
    - Evidence informing forecast-year allocation inputs; displayed values and growth are calculated: The USD xx.xx fixed-charge difference supplies the POD premium input; the xx.xx% commercial-run realization and premium incidence are explicitly modeled rather than disclosed.
16. User Fees - University of Wisconsin-Milwaukee Print & Copy Services
    - Evidence informing base-year allocation inputs; displayed values and growth are calculated: The university service schedule separately prices preflight/prepress preparation at USD xx.xx per hour, establishing a paid preparation activity rather than an automatic component of every printing-platform purchase.
    - Evidence informing forecast-year allocation inputs; displayed values and growth are calculated: The university service schedule separately prices preflight/prepress preparation at USD xx.xx per hour, establishing a paid preparation activity rather than an automatic component of every printing-platform purchase.
    - Evidence informing base-year allocation inputs; displayed values and growth are calculated: Perfect binding is listed at USD xx.xx-xx.xx per book. The lower endpoint is the model's basic-binding comparator, not a measured worldwide realization.
    - Evidence informing forecast-year allocation inputs; displayed values and growth are calculated: Perfect binding is listed at USD xx.xx-xx.xx per book. The lower endpoint is the model's basic-binding comparator, not a measured worldwide realization.

17. How Much Does It Cost to Print a Book? - QinPrinting
    - Evidence informing base-year allocation inputs; displayed values and growth are calculated: The supplier's delivered xx.xx-page, xx.xx-copy color-book examples list USD xx.xx for softcover and USD xx.xx for hardcover. They provide a commercial-run countercheck, with delivery and product differences preventing direct substitution.
    - Evidence informing forecast-year allocation inputs; displayed values and growth are calculated: The supplier's delivered xx.xx-page, xx.xx-copy color-book examples list USD xx.xx for softcover and USD xx.xx for hardcover. They provide a commercial-run countercheck, with delivery and product differences preventing direct substitution.
    - Evidence informing base-year allocation inputs; displayed values and growth are calculated: The smaller hardcover premium in this offset example qualifies extrapolation of the full POD hardcover increment into binding revenue.
    - Evidence informing forecast-year allocation inputs; displayed values and growth are calculated: The smaller hardcover premium in this offset example qualifies extrapolation of the full POD hardcover increment into binding revenue.
    - Evidence informing base-year allocation inputs; displayed values and growth are calculated: Comparable hardcover and softcover quotations constrain the assumed relative manufacturing realization after scope adjustments.
    - Evidence informing forecast-year allocation inputs; displayed values and growth are calculated: Comparable hardcover and softcover quotations constrain the assumed relative manufacturing realization after scope adjustments.
    - Evidence informing base-year allocation inputs; displayed values and growth are calculated: Softcover prices provide a commercial comparison, not a historical global average.
    - Evidence informing forecast-year allocation inputs; displayed values and growth are calculated: Softcover prices provide a commercial comparison, not a historical global average.
    - Evidence informing base-year allocation inputs; displayed values and growth are calculated: Board-book quotations constrain the assumed production receipt; delivery and duties require adjustment.
    - Evidence informing forecast-year allocation inputs; displayed values and growth are calculated: Board-book quotations constrain the assumed production receipt; delivery and duties require adjustment.
    - Evidence informing base-year allocation inputs; displayed values and growth are calculated: Mechanical-binding quotations constrain the unit-receipt assumption, not incidence.
    - Evidence informing forecast-year allocation inputs; displayed values and growth are calculated: Mechanical-binding quotations constrain the unit-receipt assumption, not incidence.
    - Evidence informing base-year allocation inputs; displayed values and growth are calculated: Short-booklet quotations constrain the lower realization used for eligible saddle-stitched books.
    - Evidence informing forecast-year allocation inputs; displayed values and growth are calculated: Short-booklet quotations constrain the lower realization used for eligible saddle-stitched books.
18. Book Wrap Mailers / Book Boxes - Packaging ONE
    - Evidence informing base-year allocation inputs; displayed values and growth are calculated: The manufacturer lists MP2 book mailers at GBP xx.xx each for xx.xx packs of xx.xx excluding VAT. The converted unit price supplies the packaging-creation value proxy, not a global average or a historical quote.
    - Evidence informing forecast-year allocation inputs; displayed values and growth are calculated: The manufacturer lists MP2 book mailers at GBP xx.xx each for xx.xx packs of xx.xx excluding VAT. The converted unit price supplies the packaging-creation value proxy, not a global average or a historical quote.
    - Evidence informing base-year allocation inputs; displayed values and growth are calculated: The enclosure price forms the other side of the creation-versus-packing ratio. One comparable enclosure per packing unit is an explicit activity-matching assumption.
    - Evidence informing forecast-year allocation inputs; displayed values and growth are calculated: The enclosure price forms the other side of the creation-versus-packing ratio. One comparable enclosure per packing unit is an explicit activity-matching assumption.

19. Foreign Exchange Rates - G.5A Annual, January 5, 2026
    - Evidence informing base-year allocation inputs; displayed values and growth are calculated: The official 2025 annual average is USD xx.xx per GBP. It converts the GBP packaging comparator into the common monetary basis used in the starting allocation.
    - Evidence informing forecast-year allocation inputs; displayed values and growth are calculated: The official 2025 annual average is USD xx.xx per GBP. It converts the GBP packaging comparator into the common monetary basis used in the starting allocation.
    - Evidence informing base-year allocation inputs; displayed values and growth are calculated: The same conversion supports the common-currency packaging/packing denominator inherited by the forecast; no 2032 exchange rate is asserted.
    - Evidence informing forecast-year allocation inputs; displayed values and growth are calculated: The same conversion supports the common-currency packaging/packing denominator inherited by the forecast; no 2032 exchange rate is asserted.
20. Optional Book Publishing Services - InstantPublisher
    - Evidence informing base-year allocation inputs; displayed values and growth are calculated: The provider lists layout/typesetting at USD xx.xx per page with a USD xx.xx minimum. This supports the preparation-spending feasibility check, with purchase incidence and copies per job remaining assumptions.
    - Evidence informing forecast-year allocation inputs; displayed values and growth are calculated: The provider lists layout/typesetting at USD xx.xx per page with a USD xx.xx minimum. This supports the preparation-spending feasibility check, with purchase incidence and copies per job remaining assumptions.
    - Evidence informing base-year allocation inputs; displayed values and growth are calculated: Individual shrink-wrapping is listed at USD xx.xx each plus USD xx.xx setup. Amortizing setup over an assumed xx.xx copies gives the USD xx.xx packing comparator.
    - Evidence informing forecast-year allocation inputs; displayed values and growth are calculated: Individual shrink-wrapping is listed at USD xx.xx each plus USD xx.xx setup. Amortizing setup over an assumed xx.xx copies gives the USD xx.xx packing comparator.
21. How Does Merchant Pricing Work for Ecommerce Stores? - Lulu Direct
    - Evidence informing base-year allocation inputs; displayed values and growth are calculated: The September 2026 merchant-pricing explanation identifies a USD xx.xx fulfillment fee and separates merchant retail receipts from payments for supplier production, shipping and taxes. The fee is a contemporary feasibility comparator, not verified 2025 penetration or a future charge.
    - Evidence informing forecast-year allocation inputs; displayed values and growth are calculated: The September 2026 merchant-pricing explanation identifies a USD xx.xx fulfillment fee and separates merchant retail receipts from payments for supplier production, shipping and taxes. The fee is a contemporary feasibility comparator, not verified 2025 penetration or a future charge.
    - Evidence informing base-year allocation inputs; displayed values and growth are calculated: Merchant retail receipts are separate from payments for printing and fulfillment. The current page lists a USD xx.xx fulfillment fee, with shipping and taxes separately calculated. This supports the service-value boundary, not a historical average fee or global order volume.
    - Evidence informing forecast-year allocation inputs; displayed values and growth are calculated: Merchant retail receipts are separate from payments for printing and fulfillment. The current page lists a USD xx.xx fulfillment fee, with shipping and taxes separately calculated. This supports the service-value boundary, not a historical average fee or global order volume.
    - Evidence informing base-year allocation inputs; displayed values and growth are calculated: Lulu identifies separate retail and production/fulfillment transactions and a USD xx.xx fulfillment fee. This supports excluding merchant retail margins from production-service value and avoiding automatic procurement-channel classification from the storefront.
    - Evidence informing forecast-year allocation inputs; displayed values and growth are calculated: Lulu identifies separate retail and production/fulfillment transactions and a USD xx.xx fulfillment fee. This supports excluding merchant retail margins from production-service value and avoiding automatic procurement-channel classification from the storefront.

22. AAP December 2025 StatShot Report

- Evidence informing base-year allocation inputs; displayed values and growth are calculated: The primary monthly reporting panel's full-year 2025 trade figures show paperback revenue down xx.xx%. This qualifies broad physical-book growth assumptions and supplies directional mix evidence only.
- Evidence informing forecast-year allocation inputs; displayed values and growth are calculated: The primary monthly reporting panel's full-year 2025 trade figures show paperback revenue down xx.xx%. This qualifies broad physical-book growth assumptions and supplies directional mix evidence only.
- Evidence informing base-year allocation inputs; displayed values and growth are calculated: The same approximately xx.xx-publisher panel shows hardcover revenue up xx.xx%. It supports a modest premium-mix hypothesis but neither measures global binding spending nor proves the forecast.
- Evidence informing forecast-year allocation inputs; displayed values and growth are calculated: The same approximately xx.xx-publisher panel shows hardcover revenue up xx.xx%. It supports a modest premium-mix hypothesis but neither measures global binding spending nor proves the forecast.
- Evidence informing base-year allocation inputs; displayed values and growth are calculated: Direct-participant 2025 hardback revenue of approximately USD xx.xx anchors the adjusted conventional-format model; it is not printing revenue or a global share.
- Evidence informing forecast-year allocation inputs; displayed values and growth are calculated: Direct-participant 2025 hardback revenue of approximately USD xx.xx anchors the adjusted conventional-format model; it is not printing revenue or a global share.
- Evidence informing base-year allocation inputs; displayed values and growth are calculated: Reported paperback revenue of approximately USD xx.xx plus USD xx.xx mass-market revenue supplies the comparison input. Reported annual movements qualify the forecast starting mix, not its future persistence.
- Evidence informing forecast-year allocation inputs; displayed values and growth are calculated: Reported paperback revenue of approximately USD xx.xx plus USD xx.xx mass-market revenue supplies the comparison input. Reported annual movements qualify the forecast starting mix, not its future persistence.
- Evidence informing base-year allocation inputs; displayed values and growth are calculated: Direct publisher-sample religious and trade physical-format receipts provide a category-intensity proxy, subject to explicit geographic and coverage adjustments.
- Evidence informing forecast-year allocation inputs; displayed values and growth are calculated: Direct publisher-sample religious and trade physical-format receipts provide a category-intensity proxy, subject to explicit geographic and coverage adjustments.
- Evidence informing base-year allocation inputs; displayed values and growth are calculated: Reported professional-book receipts and their 2025 decline challenge assumptions of automatic growth from recurring reference relationships.
- Evidence informing forecast-year allocation inputs; displayed values and growth are calculated: Reported professional-book receipts and their 2025 decline challenge assumptions of automatic growth from recurring reference relationships.

23. Print and Associated Services Framework - Lot 1 Buyer Guide: Framework Objectives
    - Evidence informing base-year allocation inputs; displayed values and growth are calculated: The public purchasing framework separately specifies production-management advice. It establishes a purchased responsibility but not a global fee rate or permission to count subcontract pass-through as retained revenue.
    - Evidence informing forecast-year allocation inputs; displayed values and growth are calculated: The public purchasing framework separately specifies production-management advice. It establishes a purchased responsibility but not a global fee rate or permission to count subcontract pass-through as retained revenue.
    - Evidence informing base-year allocation inputs; displayed values and growth are calculated: The framework also specifies finished-goods stock holding and call-off, with required holding costs included in the print-job price. This supports allocating embedded production-linked fulfillment rather than restricting the category to standalone invoices.
    - Evidence informing forecast-year allocation inputs; displayed values and growth are calculated: The framework also specifies finished-goods stock holding and call-off, with required holding costs included in the print-job price. This supports allocating embedded production-linked fulfillment rather than restricting the category to standalone invoices.
    - Evidence informing base-year allocation inputs; displayed values and growth are calculated: Finished goods may be held for call-off, with storage included in the print job where required. This supports consolidated releases as a production-linked arrangement without assuming every release is an individual order.
    - Evidence informing forecast-year allocation inputs; displayed values and growth are calculated: Finished goods may be held for call-off, with storage included in the print job where required. This supports consolidated releases as a production-linked arrangement without assuming every release is an individual order.
    - Evidence informing base-year allocation inputs; displayed values and growth are calculated: Contractors maintain designated distribution lists, deliver to nominated addresses and receive job-specific copy allocations, supporting the modeled list-delivery category.
    - Evidence informing forecast-year allocation inputs; displayed values and growth are calculated: Contractors maintain designated distribution lists, deliver to nominated addresses and receive job-specific copy allocations, supporting the modeled list-delivery category.
    - Evidence informing base-year allocation inputs; displayed values and growth are calculated: The coexistence of stock holding, call-off and distribution-list obligations supports separating production trigger from fulfillment responsibility; call-off alone does not establish transaction-level fulfillment.
    - Evidence informing forecast-year allocation inputs; displayed values and growth are calculated: The coexistence of stock holding, call-off and distribution-list obligations supports separating production trigger from fulfillment responsibility; call-off alone does not establish transaction-level fulfillment.

24. Frequently Asked Questions - IngramSpark
    - Evidence informing base-year allocation inputs; displayed values and growth are calculated: IngramSpark states that it does not provide editing, typesetting or design services. This counterexample prevents treating all platform manufacturing commissions as purchases of professional preparation services.
    - Evidence informing forecast-year allocation inputs; displayed values and growth are calculated: IngramSpark states that it does not provide editing, typesetting or design services. This counterexample prevents treating all platform manufacturing commissions as purchases of professional preparation services.
    - Evidence informing base-year allocation inputs; displayed values and growth are calculated: The provider permits nonexclusive sourcing when the customer owns its ISBN and does not offer editing, typesetting or design. These terms constrain the author service boundary, not adoption or revenue growth.
    - Evidence informing forecast-year allocation inputs; displayed values and growth are calculated: The provider permits nonexclusive sourcing when the customer owns its ISBN and does not offer editing, typesetting or design. These terms constrain the author service boundary, not adoption or revenue growth.
    - Evidence informing base-year allocation inputs; displayed values and growth are calculated: IngramSpark permits nonexclusive use of other printers, distributors and fulfillment providers when publishers own their ISBN. This establishes an alternative-sourcing option, not observed switching or a numerical channel allocation.
    - Evidence informing forecast-year allocation inputs; displayed values and growth are calculated: IngramSpark permits nonexclusive use of other printers, distributors and fulfillment providers when publishers own their ISBN. This establishes an alternative-sourcing option, not observed switching or a numerical channel allocation.
25. Packaging Printing & Production - Imago Group
    - Evidence informing base-year allocation inputs; displayed values and growth are calculated: The supplier identifies book slipcases, clamshell cases, tray-and-lid constructions and multicomponent publisher packaging. This supports the enclosure-production boundary and the limitation of a simple mailer-price proxy; it does not supply sales weights.
    - Evidence informing forecast-year allocation inputs; displayed values and growth are calculated: The supplier identifies book slipcases, clamshell cases, tray-and-lid constructions and multicomponent publisher packaging. This supports the enclosure-production boundary and the limitation of a simple mailer-price proxy; it does not supply sales weights.
26. Services - Bridgeport National Bindery
    - Evidence informing base-year allocation inputs; displayed values and growth are calculated: The short-run book-production portfolio separately lists shrink-wrapping and set packing. It establishes commercial packing activity distinct from enclosure manufacture and binding, without measuring its revenue.
    - Evidence informing forecast-year allocation inputs; displayed values and growth are calculated: The short-run book-production portfolio separately lists shrink-wrapping and set packing. It establishes commercial packing activity distinct from enclosure manufacture and binding, without measuring its revenue.
27. Terms and Conditions - CPI Print Germany
    - Evidence informing base-year allocation inputs; displayed values and growth are calculated: Published terms distinguish ex-works production prices from packaging, freight and postage and reserve specified input-cost adjustment rights. They support comparable-scope valuation but do not establish realized inflation.
    - Evidence informing forecast-year allocation inputs; displayed values and growth are calculated: Published terms distinguish ex-works production prices from packaging, freight and postage and reserve specified input-cost adjustment rights. They support comparable-scope valuation but do not establish realized inflation.
    - Evidence informing base-year allocation inputs; displayed values and growth are calculated: Separate treatment of forwarding and storage responsibilities supports the eligible production-linked service boundary; contractual rights do not prove the assumed future fee-growth rate.
    - Evidence informing forecast-year allocation inputs; displayed values and growth are calculated: Separate treatment of forwarding and storage responsibilities supports the eligible production-linked service boundary; contractual rights do not prove the assumed future fee-growth rate.

28. ONIX Codelists Issue 75 - List 150: Product Form
    - Evidence informing base-year allocation inputs; displayed values and growth are calculated: BB identifies hardback/cased books.
    - Evidence informing forecast-year allocation inputs; displayed values and growth are calculated: BB identifies hardback/cased books.
    - Evidence informing base-year allocation inputs; displayed values and growth are calculated: BC identifies paperback/softback books.
    - Evidence informing forecast-year allocation inputs; displayed values and growth are calculated: BC identifies paperback/softback books.
    - Evidence informing base-year allocation inputs; displayed values and growth are calculated: BH distinguishes board-page books from conventional books with rigid covers.
    - Evidence informing forecast-year allocation inputs; displayed values and growth are calculated: BH distinguishes board-page books from conventional books with rigid covers.
    - Evidence informing base-year allocation inputs; displayed values and growth are calculated: BE groups spiral, comb and coil forms.
    - Evidence informing forecast-year allocation inputs; displayed values and growth are calculated: BE groups spiral, comb and coil forms.
    - Evidence informing base-year allocation inputs; displayed values and growth are calculated: BD identifies loose-leaf books.
    - Evidence informing forecast-year allocation inputs; displayed values and growth are calculated: BD identifies loose-leaf books.
    - Evidence informing base-year allocation inputs; displayed values and growth are calculated: BF includes stapled short books; nonbook uses are excluded from the model.
    - Evidence informing forecast-year allocation inputs; displayed values and growth are calculated: BF includes stapled short books; nonbook uses are excluded from the model.
    - Evidence informing base-year allocation inputs; displayed values and growth are calculated: BL recognizes slide-bound books without measuring current sales.
    - Evidence informing forecast-year allocation inputs; displayed values and growth are calculated: BL recognizes slide-bound books without measuring current sales.
    - Evidence informing base-year allocation inputs; displayed values and growth are calculated: BO recognizes continuous concertina-fold books; nonbook charts are excluded.
    - Evidence informing forecast-year allocation inputs; displayed values and growth are calculated: BO recognizes continuous concertina-fold books; nonbook charts are excluded.
    - Evidence informing base-year allocation inputs; displayed values and growth are calculated: BI identifies textile-page books, not cloth-covered paper books.
    - Evidence informing forecast-year allocation inputs; displayed values and growth are calculated: BI identifies textile-page books, not cloth-covered paper books.
    - Evidence informing base-year allocation inputs; displayed values and growth are calculated: BJ identifies waterproof bath-book forms.
    - Evidence informing forecast-year allocation inputs; displayed values and growth are calculated: BJ identifies waterproof bath-book forms.
    - Evidence informing base-year allocation inputs; displayed values and growth are calculated: BP identifies foam-page and foam-cover books.
    - Evidence informing forecast-year allocation inputs; displayed values and growth are calculated: BP identifies foam-page and foam-cover books.

29. Thomson Reuters - Fourth-Quarter and Full-Year 2025 Results
    - Evidence informing base-year allocation inputs; displayed values and growth are calculated: Global Print revenue and contraction constrain professional-print scale and substitution direction; content receipts are not treated as loose-leaf service revenue.
    - Evidence informing forecast-year allocation inputs; displayed values and growth are calculated: Global Print revenue and contraction constrain professional-print scale and substitution direction; content receipts are not treated as loose-leaf service revenue.
30. Lulu - Discontinuing Saddle Stitch in Global Distribution
    - Evidence informing base-year allocation inputs; displayed values and growth are calculated: Provider-specific wholesale distribution restrictions establish a channel constraint, not a global sales weight or measured forecast decline.
    - Evidence informing forecast-year allocation inputs; displayed values and growth are calculated: Provider-specific wholesale distribution restrictions establish a channel constraint, not a global sales weight or measured forecast decline.
31. MAGACOPY Sofia - Copying and Printing Prices
    - Evidence informing base-year allocation inputs; displayed values and growth are calculated: A current EUR xx.xx binding-only charge establishes a live commercial service and a price-scope comparison; full-book USD receipts and incidence remain assumed.
    - Evidence informing forecast-year allocation inputs; displayed values and growth are calculated: A current EUR xx.xx binding-only charge establishes a live commercial service and a price-scope comparison; full-book USD receipts and incidence remain assumed.
32. Imago Group - Spotlight on Children's Books for National Young Readers Week
    - Evidence informing base-year allocation inputs; displayed values and growth are calculated: The company's children's portfolio supports board-book commercial classification, not order volumes.
    - Evidence informing forecast-year allocation inputs; displayed values and growth are calculated: The company's children's portfolio supports board-book commercial classification, not order volumes.
    - Evidence informing base-year allocation inputs; displayed values and growth are calculated: Cloth-book offerings support the textile-page category premise, not its modeled incidence.
    - Evidence informing forecast-year allocation inputs; displayed values and growth are calculated: Cloth-book offerings support the textile-page category premise, not its modeled incidence.
    - Evidence informing base-year allocation inputs; displayed values and growth are calculated: Bath-book offerings support a separate commercial category; sales and service receipts are undisclosed.
    - Evidence informing forecast-year allocation inputs; displayed values and growth are calculated: Bath-book offerings support a separate commercial category; sales and service receipts are undisclosed.
33. Pegasus - My First Book of Shapes: EVA Foam Book
    - Evidence informing base-year allocation inputs; displayed values and growth are calculated: The dated 2025 product identifies foam pages and supports commercial-status and classification checks, not global volume or supplier realization.
    - Evidence informing forecast-year allocation inputs; displayed values and growth are calculated: The dated 2025 product identifies foam pages and supports commercial-status and classification checks, not global volume or supplier realization.

34. U.S. Consumer Product Safety Commission - Children's Books
    - Evidence informing base-year allocation inputs; displayed values and growth are calculated: Product classification and intended audience affect commercial compliance accountability; no numerical surcharge is inferred.
    - Evidence informing forecast-year allocation inputs; displayed values and growth are calculated: Product classification and intended audience affect commercial compliance accountability; no numerical surcharge is inferred.
    - Evidence informing base-year allocation inputs; displayed values and growth are calculated: The exemption boundary supports separate classification rather than assumed conventional-book treatment.
    - Evidence informing forecast-year allocation inputs; displayed values and growth are calculated: The exemption boundary supports separate classification rather than assumed conventional-book treatment.
    - Evidence informing base-year allocation inputs; displayed values and growth are calculated: Compliance classification is retained as an uncertainty, not an exclusion or measured price premium.
    - Evidence informing forecast-year allocation inputs; displayed values and growth are calculated: Compliance classification is retained as an uncertainty, not an exclusion or measured price premium.
    - Evidence informing base-year allocation inputs; displayed values and growth are calculated: Specialty construction does not itself establish ordinary-book exemption eligibility or market inactivity.
    - Evidence informing forecast-year allocation inputs; displayed values and growth are calculated: Specialty construction does not itself establish ordinary-book exemption eligibility or market inactivity.
35. Puget Bindery - Services
    - Evidence informing base-year allocation inputs; displayed values and growth are calculated: The provider identifies training manuals and reference guides as mechanical-binding applications, supporting the commissioning premise without measuring sales incidence.
    - Evidence informing forecast-year allocation inputs; displayed values and growth are calculated: The provider identifies training manuals and reference guides as mechanical-binding applications, supporting the commissioning premise without measuring sales incidence.
    - Evidence informing base-year allocation inputs; displayed values and growth are calculated: Lists commercial letterpress book plates and specialty inserts, supporting a component-service model rather than attribution of the entire book price.
    - Evidence informing forecast-year allocation inputs; displayed values and growth are calculated: Lists commercial letterpress book plates and specialty inserts, supporting a component-service model rather than attribution of the entire book price.
    - Evidence informing base-year allocation inputs; displayed values and growth are calculated: The bindery identifies commercial printers, publishers and corporate print buyers as customers and excludes direct-to-consumer sales. This supports trade-purchasing attribution but supplies no sales percentage.
    - Evidence informing forecast-year allocation inputs; displayed values and growth are calculated: The bindery identifies commercial printers, publishers and corporate print buyers as customers and excludes direct-to-consumer sales. This supports trade-purchasing attribution but supplies no sales percentage.

36. ONIX Codelists Issue 75 - List 80: Product Packaging Type
    - Evidence informing base-year allocation inputs; displayed values and growth are calculated: Separates single-item and multivolume slipcases; supplies classification, not sales weights.
    - Evidence informing forecast-year allocation inputs; displayed values and growth are calculated: Separates single-item and multivolume slipcases; supplies classification, not sales weights.
    - Evidence informing base-year allocation inputs; displayed values and growth are calculated: Distinguishes lidded boxes from slipcase-style boxed sets.
    - Evidence informing forecast-year allocation inputs; displayed values and growth are calculated: Distinguishes lidded boxes from slipcase-style boxed sets.
    - Evidence informing base-year allocation inputs; displayed values and growth are calculated: Open-ended wraparound sleeves are distinct from enclosed wrapping.
    - Evidence informing forecast-year allocation inputs; displayed values and growth are calculated: Open-ended wraparound sleeves are distinct from enclosed wrapping.
    - Evidence informing base-year allocation inputs; displayed values and growth are calculated: Recognizes envelope-like slip-sleeves and wallets or folders.
    - Evidence informing forecast-year allocation inputs; displayed values and growth are calculated: Recognizes envelope-like slip-sleeves and wallets or folders.
    - Evidence informing base-year allocation inputs; displayed values and growth are calculated: Recognizes pouch and bag packaging independently.
    - Evidence informing forecast-year allocation inputs; displayed values and growth are calculated: Recognizes pouch and bag packaging independently.
    - Evidence informing base-year allocation inputs; displayed values and growth are calculated: Separately recognizes shrink-wrapped products and bundles.
    - Evidence informing forecast-year allocation inputs; displayed values and growth are calculated: Separately recognizes shrink-wrapped products and bundles.
    - Evidence informing base-year allocation inputs; displayed values and growth are calculated: Defines formed-plastic clamshells and card-backed blister packaging as distinct constructions.
    - Evidence informing forecast-year allocation inputs; displayed values and growth are calculated: Defines formed-plastic clamshells and card-backed blister packaging as distinct constructions.
    - Evidence informing base-year allocation inputs; displayed values and growth are calculated: Explicitly recognizes book browse-prevention closures.
    - Evidence informing forecast-year allocation inputs; displayed values and growth are calculated: Explicitly recognizes book browse-prevention closures.

37. U.S. Government Publishing Office - Program 827-S: Federal Aviation Administration Books, Contract Pricing and Specifications

- Evidence informing base-year allocation inputs; displayed values and growth are calculated: Historical evaluation quantities provide a container-heavy institutional purchasing counterexample, not global shipment shares.
- Evidence informing forecast-year allocation inputs; displayed values and growth are calculated: Historical evaluation quantities provide a container-heavy institutional purchasing counterexample, not global shipment shares.
- Evidence informing base-year allocation inputs; displayed values and growth are calculated: Separately identifies kraft-envelope packing within the book procurement.
- Evidence informing forecast-year allocation inputs; displayed values and growth are calculated: Separately identifies kraft-envelope packing within the book procurement.
- Evidence informing base-year allocation inputs; displayed values and growth are calculated: Identifies cushioned shipping bags as an eligible book-order enclosure.
- Evidence informing forecast-year allocation inputs; displayed values and growth are calculated: Identifies cushioned shipping bags as an eligible book-order enclosure.
- Evidence informing base-year allocation inputs; displayed values and growth are calculated: Includes wrapped shipping bundles as an alternative purchasing configuration.
- Evidence informing forecast-year allocation inputs; displayed values and growth are calculated: Includes wrapped shipping bundles as an alternative purchasing configuration.
- Evidence informing base-year allocation inputs; displayed values and growth are calculated: Requires packing and filler separately from the external enclosure.
- Evidence informing forecast-year allocation inputs; displayed values and growth are calculated: Requires packing and filler separately from the external enclosure.
- Evidence informing base-year allocation inputs; displayed values and growth are calculated: Identifies closure tape and securing straps independently of container construction.
- Evidence informing forecast-year allocation inputs; displayed values and growth are calculated: Identifies closure tape and securing straps independently of container construction.

38. U.S. Government Publishing Office - Print Order Form 2511 Instructions
    - Evidence informing base-year allocation inputs; displayed values and growth are calculated: Specifies paper-banded sets separately from shrink-wrapped sets.
    - Evidence informing forecast-year allocation inputs; displayed values and growth are calculated: Specifies paper-banded sets separately from shrink-wrapped sets.
    - Evidence informing base-year allocation inputs; displayed values and growth are calculated: Describes shrink-wrapped units nested within cartons, supporting component attribution.
    - Evidence informing forecast-year allocation inputs; displayed values and growth are calculated: Describes shrink-wrapped units nested within cartons, supporting component attribution.
    - Evidence informing base-year allocation inputs; displayed values and growth are calculated: Distinguishes internal packaging, container quantities and pallet requirements.
    - Evidence informing forecast-year allocation inputs; displayed values and growth are calculated: Distinguishes internal packaging, container quantities and pallet requirements.
    - Evidence informing base-year allocation inputs; displayed values and growth are calculated: The instructions distinguish nominated delivery addresses and warehouse receiving arrangements, supporting the receiving-point attribution premise, not an observed consolidated market share.
    - Evidence informing forecast-year allocation inputs; displayed values and growth are calculated: The instructions distinguish nominated delivery addresses and warehouse receiving arrangements, supporting the receiving-point attribution premise, not an observed consolidated market share.
    - Evidence informing base-year allocation inputs; displayed values and growth are calculated: Supplemental distribution lists accommodate multiple destinations, supporting the distinction between preallocated destination delivery and a single receiving-point handoff.
    - Evidence informing forecast-year allocation inputs; displayed values and growth are calculated: Supplemental distribution lists accommodate multiple destinations, supporting the distinction between preallocated destination delivery and a single receiving-point handoff.
    - Evidence informing base-year allocation inputs; displayed values and growth are calculated: GPO specifies black interior inks separately from cover inks, supporting the monochrome classification and underlying-book attribution premise, not its modeled sales weight. ([gpo.gov](https://www.gpo.gov/docs/default-source/forms-standards-pdf-files/2511_instructions.pdf))
    - Evidence informing forecast-year allocation inputs; displayed values and growth are calculated: GPO specifies black interior inks separately from cover inks, supporting the monochrome classification and underlying-book attribution premise, not its modeled sales weight. ([gpo.gov](https://www.gpo.gov/docs/default-source/forms-standards-pdf-files/2511_instructions.pdf))
    - Evidence informing base-year allocation inputs; displayed values and growth are calculated: Designated Pantone specifications are recognized for interior inks, supporting a separate spot-color commercial category without measuring its share. ([gpo.gov](https://www.gpo.gov/docs/default-source/forms-standards-pdf-files/2511_instructions.pdf))
    - Evidence informing forecast-year allocation inputs; displayed values and growth are calculated: Designated Pantone specifications are recognized for interior inks, supporting a separate spot-color commercial category without measuring its share. ([gpo.gov](https://www.gpo.gov/docs/default-source/forms-standards-pdf-files/2511_instructions.pdf))
    - Evidence informing base-year allocation inputs; displayed values and growth are calculated: Four-color process is identified as full color for interior pages; cover color is separately specified. This supports classification at both modeled anchors. ([gpo.gov](https://www.gpo.gov/docs/default-source/forms-standards-pdf-files/2511_instructions.pdf))
    - Evidence informing forecast-year allocation inputs; displayed values and growth are calculated: Four-color process is identified as full color for interior pages; cover color is separately specified. This supports classification at both modeled anchors. ([gpo.gov](https://www.gpo.gov/docs/default-source/forms-standards-pdf-files/2511_instructions.pdf))

39. GPOExpress Program Pricing Guide - November 2024
    - Evidence informing base-year allocation inputs; displayed values and growth are calculated: USD xx.xx hand folding provides a handling-cost comparison; the complete band realization remains modeled.
    - Evidence informing forecast-year allocation inputs; displayed values and growth are calculated: USD xx.xx hand folding provides a handling-cost comparison; the complete band realization remains modeled.
    - Evidence informing base-year allocation inputs; displayed values and growth are calculated: USD xx.xx per shrink wrap anchors a small-run comparison, not the assumed global realization.
    - Evidence informing forecast-year allocation inputs; displayed values and growth are calculated: USD xx.xx per shrink wrap anchors a small-run comparison, not the assumed global realization.
    - Evidence informing base-year allocation inputs; displayed values and growth are calculated: USD xx.xx auxiliary insertion supplies a handling-price comparison, not protective-material sales.
    - Evidence informing forecast-year allocation inputs; displayed values and growth are calculated: USD xx.xx auxiliary insertion supplies a handling-price comparison, not protective-material sales.
40. Hardcover Book Protection: Dust Jackets or Slipcases?
    - Evidence informing base-year allocation inputs; displayed values and growth are calculated: Own-product EXW slipcase prices of USD xx.xx, USD xx.xx and USD xx.xx at xx.xx xx.xx and xx.xx units constrain relative realizations.
    - Evidence informing forecast-year allocation inputs; displayed values and growth are calculated: Own-product EXW slipcase prices of USD xx.xx, USD xx.xx and USD xx.xx at xx.xx xx.xx and xx.xx units constrain relative realizations.
41. Book Printing Cost in China: How Printing Prices Are Calculated
    - Evidence informing base-year allocation inputs; displayed values and growth are calculated: Approximately USD xx.xx per export carton including basic packing materials constrains the bulk-package budget; the container allocation is modeled.
    - Evidence informing forecast-year allocation inputs; displayed values and growth are calculated: Approximately USD xx.xx per export carton including basic packing materials constrains the bulk-package budget; the container allocation is modeled.
    - Evidence informing base-year allocation inputs; displayed values and growth are calculated: The inclusive carton quotation constrains combined spending; its cushioning split is assumed.
    - Evidence informing forecast-year allocation inputs; displayed values and growth are calculated: The inclusive carton quotation constrains combined spending; its cushioning split is assumed.
    - Evidence informing base-year allocation inputs; displayed values and growth are calculated: The inclusive carton quotation constrains combined spending; its closure split is assumed.
    - Evidence informing forecast-year allocation inputs; displayed values and growth are calculated: The inclusive carton quotation constrains combined spending; its closure split is assumed.
42. Make Believe Ideas - Independent Retail Catalog 2025
    - Evidence informing base-year allocation inputs; displayed values and growth are calculated: The 2025 catalog identifies activity books with cover-mounted blisters, establishing book-specific participation but not packaging revenue or volume.
    - Evidence informing forecast-year allocation inputs; displayed values and growth are calculated: The 2025 catalog identifies activity books with cover-mounted blisters, establishing book-specific participation but not packaging revenue or volume.
43. Bookmobile - Request Book Printing Quotes the Right Way to Save Money
    - Evidence informing base-year allocation inputs; displayed values and growth are calculated: The printer's bookstore-oriented purchasing guidance cautions against universal shrink-wrap attachment.
    - Evidence informing forecast-year allocation inputs; displayed values and growth are calculated: The printer's bookstore-oriented purchasing guidance cautions against universal shrink-wrap attachment.

44. Digital Book Printing - Bookmobile
    - Evidence informing base-year allocation inputs; displayed values and growth are calculated: The current book-production portfolio separately offers poly bags, supporting commercial category participation rather than a sales weight.
    - Evidence informing forecast-year allocation inputs; displayed values and growth are calculated: The current book-production portfolio separately offers poly bags, supporting commercial category participation rather than a sales weight.
    - Evidence informing base-year allocation inputs; displayed values and growth are calculated: The current portfolio offers shrink-wrap independently of other finishing options.
    - Evidence informing forecast-year allocation inputs; displayed values and growth are calculated: The current portfolio offers shrink-wrap independently of other finishing options.
45. Sell Books on Shopify - Lulu
    - Evidence informing forecast-year allocation inputs; displayed values and growth are calculated: The offered storefront-to-print-and-ship route supports an accessible production-linked parcel channel, not assumed demand.
    - Evidence informing forecast-year allocation inputs; displayed values and growth are calculated: Direct fulfillment availability supports the parcel-use scenario without establishing envelope mix.
    - Evidence informing forecast-year allocation inputs; displayed values and growth are calculated: Direct fulfillment availability supports the parcel-use scenario without establishing bag mix.
46. European Commission - New EU Rules on Packaging Enter into Application
    - Evidence informing forecast-year allocation inputs; displayed values and growth are calculated: Regional packaging minimization supports a directional right-sizing premise, not a measured global box-price effect.
    - Evidence informing forecast-year allocation inputs; displayed values and growth are calculated: Waste-reduction requirements inform the bounded substitution scenario; they do not quantify band adoption.
    - Evidence informing forecast-year allocation inputs; displayed values and growth are calculated: Regional circularity requirements inform lower lightweight-bag exposure without implying a global book-bag ban.
    - Evidence informing forecast-year allocation inputs; displayed values and growth are calculated: Material substitution remains partly internal to the combined film-and-paper category.
    - Evidence informing forecast-year allocation inputs; displayed values and growth are calculated: Regional recyclability pressure informs the niche substitution scenario, not an observed blister-sales decline.
    - Evidence informing forecast-year allocation inputs; displayed values and growth are calculated: Empty-space reduction provides a directional premise for lower cushioning allowance per individual box.
47. Digital Printing - U.S. Government Publishing Office
    - Evidence informing base-year allocation inputs; displayed values and growth are calculated: Procurement examples allow offset or digital alternatives while restricting some digital variants, supporting an acceptance- and run-mix model rather than a universal quality ranking. This is a modeling premise, not an observed process share.
    - Evidence informing forecast-year allocation inputs; displayed values and growth are calculated: Procurement examples allow offset or digital alternatives while restricting some digital variants, supporting an acceptance- and run-mix model rather than a universal quality ranking. This is a modeling premise, not an observed process share.
    - Evidence informing base-year allocation inputs; displayed values and growth are calculated: The purchasing guidance supports conditional digital substitution, not unrestricted interchangeability or an observed forecast allocation.
    - Evidence informing forecast-year allocation inputs; displayed values and growth are calculated: The purchasing guidance supports conditional digital substitution, not unrestricted interchangeability or an observed forecast allocation.

48. Clays demonstrate dedication to digital investment
    - Evidence informing base-year allocation inputs; displayed values and growth are calculated: Reports xx.xx books annually and xx.xx books of digital capacity in an older investment statement; this constrains scale but is not a 2025 realized output mix.
    - Evidence informing forecast-year allocation inputs; displayed values and growth are calculated: Reports xx.xx books annually and xx.xx books of digital capacity in an older investment statement; this constrains scale but is not a 2025 realized output mix.
    - Evidence informing base-year allocation inputs; displayed values and growth are calculated: The company's inkjet investment supports an existing book-production application and a conditional adoption premise, not a quantified global forecast.
    - Evidence informing forecast-year allocation inputs; displayed values and growth are calculated: The company's inkjet investment supports an existing book-production application and a conditional adoption premise, not a quantified global forecast.
    - Evidence informing base-year allocation inputs; displayed values and growth are calculated: The capacity/output comparison is a limited commercial check on continued conventional book production, not a direct offset revenue observation.
    - Evidence informing forecast-year allocation inputs; displayed values and growth are calculated: The capacity/output comparison is a limited commercial check on continued conventional book production, not a direct offset revenue observation.
49. ISO/TC 130 - Guidelines for Using Print Production Standards, Version 1.0, 2019
    - Evidence informing base-year allocation inputs; displayed values and growth are calculated: Distinguishes packaging use cases and printing processes, supporting allocation of gravure to book-associated components rather than the full value of a book.
    - Evidence informing forecast-year allocation inputs; displayed values and growth are calculated: Distinguishes packaging use cases and printing processes, supporting allocation of gravure to book-associated components rather than the full value of a book.
    - Evidence informing base-year allocation inputs; displayed values and growth are calculated: Identifies flexographic packaging applications; the book-specific spending budget and process coefficients remain modeled.
    - Evidence informing forecast-year allocation inputs; displayed values and growth are calculated: Identifies flexographic packaging applications; the book-specific spending budget and process coefficients remain modeled.
50. Premium Layflat Photo Books - PhotobookShop
    - Evidence informing base-year allocation inputs; displayed values and growth are calculated: Offers bound silver-halide photographic books and distinguishes them from digitally printed alternatives, supporting the model's separate photographic category rather than an observed sales weight.
    - Evidence informing forecast-year allocation inputs; displayed values and growth are calculated: Offers bound silver-halide photographic books and distinguishes them from digitally printed alternatives, supporting the model's separate photographic category rather than an observed sales weight.
51. The Cormac McCarthy Collection - The Folio Society
    - Evidence informing base-year allocation inputs; displayed values and growth are calculated: Documents screen-printed cloth covers on physical book editions, supporting component-level commercial attribution. It does not measure supplier component receipts or global uptake.
    - Evidence informing forecast-year allocation inputs; displayed values and growth are calculated: Documents screen-printed cloth covers on physical book editions, supporting component-level commercial attribution. It does not measure supplier component receipts or global uptake.

52. Risograph Digital Duplicator Order Form, 2026 - Minneapolis College of Art and Design
    - Evidence informing base-year allocation inputs; displayed values and growth are calculated: The 2026 institutional form recognizes Risograph book/booklet orders but excludes assembly. It supports a limited application boundary, not 2025 external commercial volume; internal institutional charges are excluded from the numerator.
    - Evidence informing forecast-year allocation inputs; displayed values and growth are calculated: The 2026 institutional form recognizes Risograph book/booklet orders but excludes assembly. It supports a limited application boundary, not 2025 external commercial volume; internal institutional charges are excluded from the numerator.
53. American Printing House - 2024 Annual Report
    - Evidence informing base-year allocation inputs; displayed values and growth are calculated: Fiscal 2024 product sales were USD xx.xx; braille publications represented xx.xx% of product sales; xx.xx braille volumes were produced. These inputs constrain an adjusted production-realization proxy, not a global market share.
    - Evidence informing base-year allocation inputs; displayed values and growth are calculated: The decline from xx.xx braille volumes in 2022 qualifies a uniform physical-demand growth assumption and informs the slower relative forecast activity weight.
    - Evidence informing forecast-year allocation inputs; displayed values and growth are calculated: Fiscal 2024 product sales were USD xx.xx; braille publications represented xx.xx% of product sales; xx.xx braille volumes were produced. These inputs constrain an adjusted production-realization proxy, not a global market share.
    - Evidence informing forecast-year allocation inputs; displayed values and growth are calculated: The decline from xx.xx braille volumes in 2022 qualifies a uniform physical-demand growth assumption and informs the slower relative forecast activity weight.
54. Kodak Moments Kiosk - Kodak Alaris
    - Evidence informing base-year allocation inputs; displayed values and growth are calculated: Advertises book-capable retail kiosk equipment and a photographic-printing portfolio. Used only as a commercial-route premise for the thermal working estimate, not as evidence of thermal book-service sales, utilization or the final share.
    - Evidence informing forecast-year allocation inputs; displayed values and growth are calculated: Advertises book-capable retail kiosk equipment and a photographic-printing portfolio. Used only as a commercial-route premise for the thermal working estimate, not as evidence of thermal book-service sales, utilization or the final share.
55. 二〇二一年全国新闻出版业基本情况
    - Evidence informing base-year allocation inputs; displayed values and growth are calculated: Official 2021 aggregate textbook output distinguishes school, tertiary and vocational/adult activity; historical volumes require value and global-scope adjustments.
    - Evidence informing forecast-year allocation inputs; displayed values and growth are calculated: Official 2021 aggregate textbook output distinguishes school, tertiary and vocational/adult activity; historical volumes require value and global-scope adjustments.
    - Evidence informing base-year allocation inputs; displayed values and growth are calculated: Secondary, primary and teaching-book aggregate sheet counts form the school activity weight.
    - Evidence informing forecast-year allocation inputs; displayed values and growth are calculated: Secondary, primary and teaching-book aggregate sheet counts form the school activity weight.
    - Evidence informing base-year allocation inputs; displayed values and growth are calculated: Tertiary textbook aggregate output supplies the higher-education activity input before an assumed relative-service-value adjustment.
    - Evidence informing forecast-year allocation inputs; displayed values and growth are calculated: Tertiary textbook aggregate output supplies the higher-education activity input before an assumed relative-service-value adjustment.
    - Evidence informing base-year allocation inputs; displayed values and growth are calculated: Vocational, adult and literacy textbook output supplies the corresponding historical activity input.
    - Evidence informing forecast-year allocation inputs; displayed values and growth are calculated: Vocational, adult and literacy textbook output supplies the corresponding historical activity input.

56. Music, printed or in manuscript imports by country, 2024 - World Integrated Trade Solution
    - Evidence informing base-year allocation inputs; displayed values and growth are calculated: Official HS xx.xx import observations constrain the music-publication value bridge; domestic supply, physical-book eligibility and the printing-service fraction remain modeled.
    - Evidence informing forecast-year allocation inputs; displayed values and growth are calculated: Official HS xx.xx import observations constrain the music-publication value bridge; domestic supply, physical-book eligibility and the printing-service fraction remain modeled.
57. Bloomsbury Publishing - 2024/25 Results Presentation
    - Evidence informing base-year allocation inputs; displayed values and growth are calculated: Separate Academic & Professional print, digital and rights/service receipts demonstrate the required physical-revenue boundary; company mix is not treated as global market share.
    - Evidence informing forecast-year allocation inputs; displayed values and growth are calculated: Separate Academic & Professional print, digital and rights/service receipts demonstrate the required physical-revenue boundary; company mix is not treated as global market share.
    - Evidence informing base-year allocation inputs; displayed values and growth are calculated: Observed physical academic publishing activity supports commercial applicability but does not verify the assumed global research/reference ratio.
    - Evidence informing forecast-year allocation inputs; displayed values and growth are calculated: Observed physical academic publishing activity supports commercial applicability but does not verify the assumed global research/reference ratio.
58. HDSB - RFSQ 26-013: Yearbook Software and Printing Services
    - Evidence informing base-year allocation inputs; displayed values and growth are calculated: The qualification notice establishes a commissioned yearbook scope including printing, binding and school delivery; it supplies no awarded value and is not used as a sales weight.
    - Evidence informing forecast-year allocation inputs; displayed values and growth are calculated: The qualification notice establishes a commissioned yearbook scope including printing, binding and school delivery; it supplies no awarded value and is not used as a sales weight.
    - Evidence informing base-year allocation inputs; displayed values and growth are calculated: The yearbook qualification notice restricts supply to prequalified vendors while permitting school bulk orders and individual ordering. It supports separating commissioning authority from ultimate payment, but discloses no fulfilled-order value.
    - Evidence informing forecast-year allocation inputs; displayed values and growth are calculated: The yearbook qualification notice restricts supply to prequalified vendors while permitting school bulk orders and individual ordering. It supports separating commissioning authority from ultimate payment, but discloses no fulfilled-order value.
    - Evidence informing base-year allocation inputs; displayed values and growth are calculated: The individual-ordering option establishes an attribution uncertainty relevant to the modeled household portion; it does not establish the assumed xx.xx% proportion.
    - Evidence informing forecast-year allocation inputs; displayed values and growth are calculated: The individual-ordering option establishes an attribution uncertainty relevant to the modeled household portion; it does not establish the assumed xx.xx% proportion.

59. U.S. Census Bureau - 2022 Economic Census, Books Printing Questionnaire MC-32312
    - Evidence informing base-year allocation inputs; displayed values and growth are calculated: The official printing questionnaire supports the distinction between textbook and general-book production; recognition is not treated as a revenue weight.
    - Evidence informing forecast-year allocation inputs; displayed values and growth are calculated: The official printing questionnaire supports the distinction between textbook and general-book production; recognition is not treated as a revenue weight.
    - Evidence informing base-year allocation inputs; displayed values and growth are calculated: Recognized coloring-book output supports treating recreational activity commissions separately from institutional textbooks according to purpose.
    - Evidence informing forecast-year allocation inputs; displayed values and growth are calculated: Recognized coloring-book output supports treating recreational activity commissions separately from institutional textbooks according to purpose.
60. Press Information Bureau - Department of School Education & Literacy, Year End Review 2024
    - Evidence informing base-year allocation inputs; displayed values and growth are calculated: The government review describes substantial NCERT physical-textbook activity, independently qualifying the physical-availability premise without establishing attributable supplier revenue.
    - Evidence informing forecast-year allocation inputs; displayed values and growth are calculated: The government review describes substantial NCERT physical-textbook activity, independently qualifying the physical-availability premise without establishing attributable supplier revenue.
61. 2022 North American Industry Classification System - United States
    - Evidence informing base-year allocation inputs; displayed values and growth are calculated: Dedicated book-publishing activity is separated from institutional primary activities and printing without publishing, constraining the Publishing Organizations numerator.
    - Evidence informing forecast-year allocation inputs; displayed values and growth are calculated: Dedicated book-publishing activity is separated from institutional primary activities and printing without publishing, constraining the Publishing Organizations numerator.
62. U.S. Census Bureau - Books Printing: 2002
    - Evidence informing base-year allocation inputs; displayed values and growth are calculated: Table xx.xx reports 2002 U.S. books-printing contract-work costs of USD xx.xx and shipments of USD xx.xx. Their ratio supplies a dated manufacturing-subcontract proxy, held constant within the forecast component.
    - Evidence informing forecast-year allocation inputs; displayed values and growth are calculated: Table xx.xx reports 2002 U.S. books-printing contract-work costs of USD xx.xx and shipments of USD xx.xx. Their ratio supplies a dated manufacturing-subcontract proxy, held constant within the forecast component.
    - Evidence informing base-year allocation inputs; displayed values and growth are calculated: The historical subcontract-cost input constrains the modeled transfer from publisher-origin commissioning to performing suppliers, without adding another gross contract value.
    - Evidence informing forecast-year allocation inputs; displayed values and growth are calculated: The historical subcontract-cost input constrains the modeled transfer from publisher-origin commissioning to performing suppliers, without adding another gross contract value.
63. Samfine Creation Holdings Group Limited - Form 20-F for the year ended December 31, 2025
    - Evidence informing base-year allocation inputs; displayed values and growth are calculated: The company reports USD xx.xx of 2025 book-product revenue and principally serves book traders that secure printing contracts and outsource production. This is a supplier-specific quantitative role check, not a Global allocation weight.
    - Evidence informing forecast-year allocation inputs; displayed values and growth are calculated: The company reports USD xx.xx of 2025 book-product revenue and principally serves book traders that secure printing contracts and outsource production. This is a supplier-specific quantitative role check, not a Global allocation weight.

64. Ministry of Education - NCERT and Amazon Letter of Engagement, October 7, 2024
    - Evidence informing base-year allocation inputs; displayed values and growth are calculated: The October xx.xx 2024 announcement targeted xx.xx NCERT books for academic 2025-xx.xx. This is a planned institutional activity anchor; realization, eligible receipts and subsequent growth are modeled separately.
    - Evidence informing forecast-year allocation inputs; displayed values and growth are calculated: The October xx.xx 2024 announcement targeted xx.xx NCERT books for academic 2025-xx.xx. This is a planned institutional activity anchor; realization, eligible receipts and subsequent growth are modeled separately.
65. Bangladesh e-GP - NCTB/TEXTBOOK/2025, Package GD.102_SEC_8.031
    - Evidence informing base-year allocation inputs; displayed values and growth are calculated: The government-funded procurement plan specifies xx.xx academic-2025 textbook copies and an estimated BDT xx.xx for printing, binding and supply. It constrains commercial order scale and local unit-budget plausibility, not realized annual revenue.
    - Evidence informing forecast-year allocation inputs; displayed values and growth are calculated: The government-funded procurement plan specifies xx.xx academic-2025 textbook copies and an estimated BDT xx.xx for printing, binding and supply. It constrains commercial order scale and local unit-budget plausibility, not realized annual revenue.
66. Students suffer as NCTB fails to deliver books - The Daily Star, January 17, 2025
    - Evidence informing base-year allocation inputs; displayed values and growth are calculated: The January xx.xx 2025 report corroborates the dated approximately xx.xx-copy textbook target and early-year delivery disruption. Target realization and supplier receipts remain modeled.
67. Secondary-level students: A new year without full set of books for many - The Daily Star, December 28, 2025
    - Evidence informing forecast-year allocation inputs; displayed values and growth are calculated: The December xx.xx 2025 report corroborates the approximately xx.xx-copy academic-2026 target and continued delivery slippage. It informs a normalization assumption, not an observed 2032 share.
68. Business Books - Print Professional, Custom Corporate Books | Blurb
    - Evidence informing base-year allocation inputs; displayed values and growth are calculated: The business-book offering includes organizational presentation and corporate-gift applications. It establishes an in-scope commissioning proposition, not the modeled global copy quantity or spending.
    - Evidence informing forecast-year allocation inputs; displayed values and growth are calculated: The business-book offering includes organizational presentation and corporate-gift applications. It establishes an in-scope commissioning proposition, not the modeled global copy quantity or spending.
69. How to Use Lulu to Support Your Nonprofit | Lulu
    - Evidence informing base-year allocation inputs; displayed values and growth are calculated: The platform permits an organization or charity to receive creator proceeds. This supports excluding beneficiary-only arrangements from nonprofit commissioning; it does not measure nonprofit printing purchases.
    - Evidence informing forecast-year allocation inputs; displayed values and growth are calculated: The platform permits an organization or charity to receive creator proceeds. This supports excluding beneficiary-only arrangements from nonprofit commissioning; it does not measure nonprofit printing purchases.

70. News Corp - Form 10-K for the fiscal year ended June 30, 2025
    - Evidence informing base-year allocation inputs; displayed values and growth are calculated: Fiscal 2025 consumer backlist revenue of xx.xx% and digital revenue of xx.xx% anchor the assumed physical-backlist bridge and its forecast starting model.
    - Evidence informing forecast-year allocation inputs; displayed values and growth are calculated: Fiscal 2025 consumer backlist revenue of xx.xx% and digital revenue of xx.xx% anchor the assumed physical-backlist bridge and its forecast starting model.
    - Evidence informing base-year allocation inputs; displayed values and growth are calculated: The disclosed backlist mix constrains recurring-title demand; its division into replenishment and POD remains modeled.
    - Evidence informing forecast-year allocation inputs; displayed values and growth are calculated: The disclosed backlist mix constrains recurring-title demand; its division into replenishment and POD remains modeled.
    - Evidence informing base-year allocation inputs; displayed values and growth are calculated: The complementary frontlist population supports the launch-stock cohort after physical-format adjustments.
    - Evidence informing forecast-year allocation inputs; displayed values and growth are calculated: The complementary frontlist population supports the launch-stock cohort after physical-format adjustments.
71. News Corp - Form 10-K for the fiscal year ended June 30, 2026
    - Evidence informing forecast-year allocation inputs; displayed values and growth are calculated: Fiscal 2026 backlist revenue of xx.xx% and digital revenue of xx.xx% lower the forecast physical-backlist proxy instead of assuming continued backlist expansion.
    - Evidence informing forecast-year allocation inputs; displayed values and growth are calculated: The updated catalog mix changes the forecast population available for repeat inventory releases.
    - Evidence informing forecast-year allocation inputs; displayed values and growth are calculated: The updated frontlist/backlist bridge changes the forecast planned-production weight; no 2032 share is disclosed.
72. How Do Lulu Direct Orders Work?
    - Evidence informing base-year allocation inputs; displayed values and growth are calculated: Lulu describes printing after customer purchase and distinguishes production from subsequent shipment, supporting recipient-order attribution rather than technology-based classification.
    - Evidence informing forecast-year allocation inputs; displayed values and growth are calculated: Lulu describes printing after customer purchase and distinguishes production from subsequent shipment, supporting recipient-order attribution rather than technology-based classification.
    - Evidence informing base-year allocation inputs; displayed values and growth are calculated: No minimum order and one-copy ordering establish commercial feasibility, not the number or value of single-copy releases.
    - Evidence informing forecast-year allocation inputs; displayed values and growth are calculated: No minimum order and one-copy ordering establish commercial feasibility, not the number or value of single-copy releases.
    - Evidence informing base-year allocation inputs; displayed values and growth are calculated: One POD offering accepts hundreds of copies, independently challenging a POD-equals-single-copy allocation.
    - Evidence informing forecast-year allocation inputs; displayed values and growth are calculated: One POD offering accepts hundreds of copies, independently challenging a POD-equals-single-copy allocation.
    - Evidence informing base-year allocation inputs; displayed values and growth are calculated: Orders can extend into thousands within the same offering; the production trigger therefore does not uniquely identify the working run band.
    - Evidence informing forecast-year allocation inputs; displayed values and growth are calculated: Orders can extend into thousands within the same offering; the production trigger therefore does not uniquely identify the working run band.

73. Supply Chain - Clays
    - Evidence informing base-year allocation inputs; displayed values and growth are calculated: Clays describes differentiated backlist arrangements and stock visibility, supporting a separate inventory-replenishment cohort without establishing its numerical prevalence.
    - Evidence informing forecast-year allocation inputs; displayed values and growth are calculated: Clays describes differentiated backlist arrangements and stock visibility, supporting a separate inventory-replenishment cohort without establishing its numerical prevalence.
    - Evidence informing base-year allocation inputs; displayed values and growth are calculated: New-title consolidation and predictable annual backlist demand support retaining planned inventory commitments; short-run printing is explicitly not necessarily POD.
    - Evidence informing forecast-year allocation inputs; displayed values and growth are calculated: New-title consolidation and predictable annual backlist demand support retaining planned inventory commitments; short-run printing is explicitly not necessarily POD.
    - Evidence informing base-year allocation inputs; displayed values and growth are calculated: Clays explicitly distinguishes short-run work from POD, supporting category separation rather than a technological proxy for value share.
    - Evidence informing forecast-year allocation inputs; displayed values and growth are calculated: Clays explicitly distinguishes short-run work from POD, supporting category separation rather than a technological proxy for value share.
74. Smart Backlist Management: When to Hold and When to Print-on-Demand
    - Evidence informing base-year allocation inputs; displayed values and growth are calculated: Sheridan describes low-volume titles moving to POD while other titles retain inventory, supporting differentiated release-policy assumptions rather than a uniform backlist-to-POD conversion.
    - Evidence informing forecast-year allocation inputs; displayed values and growth are calculated: Sheridan describes low-volume titles moving to POD while other titles retain inventory, supporting differentiated release-policy assumptions rather than a uniform backlist-to-POD conversion.
    - Evidence informing base-year allocation inputs; displayed values and growth are calculated: A disclosed customer example uses a stock threshold to trigger a 2,000-copy replenishment order. It establishes the commercial mechanism, not a market-wide share.
    - Evidence informing forecast-year allocation inputs; displayed values and growth are calculated: A disclosed customer example uses a stock threshold to trigger a 2,000-copy replenishment order. It establishes the commercial mechanism, not a market-wide share.

75. Shortage of NCERT textbooks - Rajya Sabha Unstarred Question No. 1941, December 17, 2025
    - Evidence informing base-year allocation inputs; displayed values and growth are calculated: Advance enrollment-based forecasting, academic-session readiness and a fiscal 2025-xx.xx plan for approximately xx.xx textbooks support a substantial calendar-driven stock cohort. The target is not realized production.
    - Evidence informing forecast-year allocation inputs; displayed values and growth are calculated: Advance enrollment-based forecasting, academic-session readiness and a fiscal 2025-xx.xx plan for approximately xx.xx textbooks support a substantial calendar-driven stock cohort. The target is not realized production.
    - Evidence informing base-year allocation inputs; displayed values and growth are calculated: Phased supply and inventory monitoring support distinguishing ongoing availability obligations from individual-recipient POD, without quantifying replenishment's global prevalence.
    - Evidence informing forecast-year allocation inputs; displayed values and growth are calculated: Phased supply and inventory monitoring support distinguishing ongoing availability obligations from individual-recipient POD, without quantifying replenishment's global prevalence.
    - Evidence informing base-year allocation inputs; displayed values and growth are calculated: The official answer distinguishes printer empanelment from approximately xx.xx distribution vendors and describes planned fiscal 2025-xx.xx printing of approximately xx.xx textbooks. It supports commissioning-versus-distribution separation, not a realized monetary channel split.
    - Evidence informing forecast-year allocation inputs; displayed values and growth are calculated: The official answer distinguishes printer empanelment from approximately xx.xx distribution vendors and describes planned fiscal 2025-xx.xx printing of approximately xx.xx textbooks. It supports commissioning-versus-distribution separation, not a realized monetary channel split.
    - Evidence informing base-year allocation inputs; displayed values and growth are calculated: Phased textbook supply supports treating annual institutional quantities separately from production batches; it does not disclose the medium-run allocation.
    - Evidence informing forecast-year allocation inputs; displayed values and growth are calculated: Phased textbook supply supports treating annual institutional quantities separately from production batches; it does not disclose the medium-run allocation.
    - Evidence informing base-year allocation inputs; displayed values and growth are calculated: The December xx.xx 2025 answer identifies a xx.xx-million-copy FY2025-xx.xx printing decision versus approximately xx.xx in recent years, a counterforce to assuming rapid long-run disappearance. Planned copies are not realized service revenue.
    - Evidence informing forecast-year allocation inputs; displayed values and growth are calculated: The December xx.xx 2025 answer identifies a xx.xx-million-copy FY2025-xx.xx printing decision versus approximately xx.xx in recent years, a counterforce to assuming rapid long-run disappearance. Planned copies are not realized service revenue.
76. Fulfillment Fee - Lulu Direct
    - Evidence informing base-year allocation inputs; displayed values and growth are calculated: The September 2026 schedule lists USD xx.xx per order regardless of item count, supporting an order-frequency effect on associated-service value. It does not verify the assumed historical or forecast multiplier.
    - Evidence informing forecast-year allocation inputs; displayed values and growth are calculated: The September 2026 schedule lists USD xx.xx per order regardless of item count, supporting an order-frequency effect on associated-service value. It does not verify the assumed historical or forecast multiplier.

77. InnerWorkings, Inc. - Form 10-K for the year ended December 31, 2019
    - Evidence informing base-year allocation inputs; displayed values and growth are calculated: The 2019 filing reports USD xx.xx gross profit on USD xx.xx revenue and describes purchased-product and direct-service costs. Historical reported margins constrain the modeled xx.xx% retained-fee ratio; they do not directly measure book-channel share.
    - Evidence informing forecast-year allocation inputs; displayed values and growth are calculated: The 2019 filing reports USD xx.xx gross profit on USD xx.xx revenue and describes purchased-product and direct-service costs. Historical reported margins constrain the modeled xx.xx% retained-fee ratio; they do not directly measure book-channel share.
    - Evidence informing base-year allocation inputs; displayed values and growth are calculated: The procurement-service margin comparison supports the fee-to-managed-spending bridge underlying the direct-channel complement. Carrying the normalized ratio into 2032 is explicitly a forecast assumption.
    - Evidence informing forecast-year allocation inputs; displayed values and growth are calculated: The procurement-service margin comparison supports the fee-to-managed-spending bridge underlying the direct-channel complement. Carrying the normalized ratio into 2032 is explicitly a forecast assumption.
78. Simplified Purchase Agreement - U.S. Government Publishing Office
    - Evidence informing base-year allocation inputs; displayed values and growth are calculated: SPA permits agency awards directly to certified vendors for purchases up to USD xx.xx while GPO pays vendors and invoices agencies. This supports classifying by the contracting relationship rather than the invoice payer, not a numerical global weight.
    - Evidence informing forecast-year allocation inputs; displayed values and growth are calculated: SPA permits agency awards directly to certified vendors for purchases up to USD xx.xx while GPO pays vendors and invoices agencies. This supports classifying by the contracting relationship rather than the invoice payer, not a numerical global weight.
79. Global Print Services | China, Europe, SE Asia, USA & India
    - Evidence informing base-year allocation inputs; displayed values and growth are calculated: Imago describes sourcing suppliers and coordinating multiple manufacturers for book-related projects. Its cumulative customer relationships establish the offered intermediary role but are not annual revenue or allocation weights.
    - Evidence informing forecast-year allocation inputs; displayed values and growth are calculated: Imago describes sourcing suppliers and coordinating multiple manufacturers for book-related projects. Its cumulative customer relationships establish the offered intermediary role but are not annual revenue or allocation weights.
80. Lion Rock Group Limited - Annual Report 2025
    - Evidence informing base-year allocation inputs; displayed values and growth are calculated: Own-business 2025 turnover changes of minus xx.xx% for APOL and minus xx.xx% for Regent challenge uniform intermediary growth; Regent's non-book focus limits its relevance. These observations support avoiding an additional adoption uplift.
    - Evidence informing forecast-year allocation inputs; displayed values and growth are calculated: Own-business 2025 turnover changes of minus xx.xx% for APOL and minus xx.xx% for Regent challenge uniform intermediary growth; Regent's non-book focus limits its relevance. These observations support avoiding an additional adoption uplift.
    - Evidence informing base-year allocation inputs; displayed values and growth are calculated: Manufacturing turnover changes of minus xx.xx% at xx.xx Printing and plus xx.xx% at Papercraft demonstrate differing supplier trajectories rather than a simple common channel-growth pattern; these are not direct-contracting market shares.
    - Evidence informing forecast-year allocation inputs; displayed values and growth are calculated: Manufacturing turnover changes of minus xx.xx% at xx.xx Printing and plus xx.xx% at Papercraft demonstrate differing supplier trajectories rather than a simple common channel-growth pattern; these are not direct-contracting market shares.

81. Imprint Digital - Book Printing Prices UK

- Evidence informing base-year allocation inputs; displayed values and growth are calculated: The inspected schedule quotes GBP xx.xx at xx.xx copies for one paperback specification, supporting a relative-price input, not a historical global realization.
- Evidence informing forecast-year allocation inputs; displayed values and growth are calculated: The inspected schedule quotes GBP xx.xx at xx.xx copies for one paperback specification, supporting a relative-price input, not a historical global realization.
- Evidence informing base-year allocation inputs; displayed values and growth are calculated: GBP xx.xx at xx.xx copies supplies the medium-run reference index; format and delivery differences require separate treatment.
- Evidence informing forecast-year allocation inputs; displayed values and growth are calculated: GBP xx.xx at xx.xx copies supplies the medium-run reference index; format and delivery differences require separate treatment.
- Evidence informing base-year allocation inputs; displayed values and growth are calculated: The quantity-price curve anchors the reference from which the long-run discount is assumed; no long-run price or future share is disclosed.
- Evidence informing forecast-year allocation inputs; displayed values and growth are calculated: The quantity-price curve anchors the reference from which the long-run discount is assumed; no long-run price or future share is disclosed.

82. Print Options

- Evidence informing base-year allocation inputs; displayed values and growth are calculated: KDP distinguishes black-and-white from color records and locks ink type after publication. These platform-specific conditions qualify switching assumptions, not market weights. ([kdp.amazon.com](https://kdp.amazon.com/en_US/help/topic/G201834180))
- Evidence informing forecast-year allocation inputs; displayed values and growth are calculated: KDP distinguishes black-and-white from color records and locks ink type after publication. These platform-specific conditions qualify switching assumptions, not market weights. ([kdp.amazon.com](https://kdp.amazon.com/en_US/help/topic/G201834180))
- Evidence informing base-year allocation inputs; displayed values and growth are calculated: The displayed platform menu does not establish designated spot-color availability or sales; a general color option is not used as evidence of spot-color demand. ([kdp.amazon.com](https://kdp.amazon.com/en_US/help/topic/G201834180))
- Evidence informing forecast-year allocation inputs; displayed values and growth are calculated: The displayed platform menu does not establish designated spot-color availability or sales; a general color option is not used as evidence of spot-color demand. ([kdp.amazon.com](https://kdp.amazon.com/en_US/help/topic/G201834180))
- Evidence informing base-year allocation inputs; displayed values and growth are calculated: Standard color is unavailable for hardcover, but premium color is available. Both process-color tiers belong within the modeled Full-Color Interiors category. ([kdp.amazon.com](https://kdp.amazon.com/en_US/help/topic/G201834180))
- Evidence informing forecast-year allocation inputs; displayed values and growth are calculated: Standard color is unavailable for hardcover, but premium color is available. Both process-color tiers belong within the modeled Full-Color Interiors category. ([kdp.amazon.com](https://kdp.amazon.com/en_US/help/topic/G201834180))

83. Synthèse des chiffres de l'édition jeunesse 2024-2025

- Evidence informing base-year allocation inputs; displayed values and growth are calculated: The primary French publishing survey reports a xx.xx% decline in illustrated early-childhood volumes and a xx.xx% decline in youth-fiction volumes in 2024. These differing outcomes challenge an aggressive universal color-growth assumption. ([sne.fr](https://www.sne.fr/actu/synthese-des-chiffres-de-ledition-jeunesse-2024-2025/))
- Evidence informing forecast-year allocation inputs; displayed values and growth are calculated: The primary French publishing survey reports a xx.xx% decline in illustrated early-childhood volumes and a xx.xx% decline in youth-fiction volumes in 2024. These differing outcomes challenge an aggressive universal color-growth assumption. ([sne.fr](https://www.sne.fr/actu/synthese-des-chiffres-de-ledition-jeunesse-2024-2025/))

20.9. Italy

Table 628. Italy Book Printing & Packaging Services Market Size, 2017-2040 (USD Million)

Country	2017	2024	2025	2026	2027	2032	2040	CAGR (%)
Italy	**xx.xx**	**xx.xx**	**xx.xx**	**xx.xx**	**xx.xx**	**xx.xx**	**xx.xx**	**xx.xx**

Table 629. Italy Book Printing & Packaging Services Market Size, by Service Offering, 2017-2040 (USD Million)

Service Offering	2017	2024	2025	2026	2027	2032	2040	CAGR (%)
Book Packaging Production	xx.xx	xx.xx	xx.xx	xx.xx	xx.xx	xx.xx	xx.xx	xx.xx
Book Packing & Kitting	xx.xx	xx.xx	xx.xx	xx.xx	xx.xx	xx.xx	xx.xx	xx.xx
Book Printing	xx.xx	xx.xx	xx.xx	xx.xx	xx.xx	xx.xx	xx.xx	xx.xx
Bookbinding & Finishing	xx.xx	xx.xx	xx.xx	xx.xx	xx.xx	xx.xx	xx.xx	xx.xx
Prepress Services	xx.xx	xx.xx	xx.xx	xx.xx	xx.xx	xx.xx	xx.xx	xx.xx
Print Production Management	xx.xx	xx.xx	xx.xx	xx.xx	xx.xx	xx.xx	xx.xx	xx.xx
Production-Linked Fulfillment	xx.xx	xx.xx	xx.xx	xx.xx	xx.xx	xx.xx	xx.xx	xx.xx
Total	**xx.xx**	**xx.xx**	**xx.xx**	**xx.xx**	**xx.xx**	**xx.xx**	**xx.xx**	**xx.xx**

Table 630. Italy Book Printing & Packaging Services Market Size, by Book Format, 2017-2040 (USD Million)

Book Format	2017	2024	2025	2026	2027	2032	2040	CAGR (%)
Accordion-Fold Books	xx.xx	xx.xx	xx.xx	xx.xx	xx.xx	xx.xx	xx.xx	xx.xx
Bath Books	xx.xx	xx.xx	xx.xx	xx.xx	xx.xx	xx.xx	xx.xx	xx.xx
Board Books	xx.xx	xx.xx	xx.xx	xx.xx	xx.xx	xx.xx	xx.xx	xx.xx
Foam Books	xx.xx	xx.xx	xx.xx	xx.xx	xx.xx	xx.xx	xx.xx	xx.xx
Hardcover Books	xx.xx	xx.xx	xx.xx	xx.xx	xx.xx	xx.xx	xx.xx	xx.xx
Loose-Leaf Books	xx.xx	xx.xx	xx.xx	xx.xx	xx.xx	xx.xx	xx.xx	xx.xx
Paperback & Softcover Books	xx.xx	xx.xx	xx.xx	xx.xx	xx.xx	xx.xx	xx.xx	xx.xx
Saddle-Stitched Booklets	xx.xx	xx.xx	xx.xx	xx.xx	xx.xx	xx.xx	xx.xx	xx.xx
Slide-Bound Books	xx.xx	xx.xx	xx.xx	xx.xx	xx.xx	xx.xx	xx.xx	xx.xx
Textile Books	xx.xx	xx.xx	xx.xx	xx.xx	xx.xx	xx.xx	xx.xx	xx.xx
Wire, Coil & Comb-Bound Books	xx.xx	xx.xx	xx.xx	xx.xx	xx.xx	xx.xx	xx.xx	xx.xx
Total	**xx.xx**	**xx.xx**	**xx.xx**	**xx.xx**	**xx.xx**	**xx.xx**	**xx.xx**	**xx.xx**

Table 631. Italy Book Printing & Packaging Services Market Size, by Packaging Format, 2017-2040 (USD Million)

Packaging Format	2017	2024	2025	2026	2027	2032	2040	CAGR (%)
Bags & Pouches	xx.xx	xx.xx	xx.xx	xx.xx	xx.xx	xx.xx	xx.xx	xx.xx
Blister & Clamshell Packs	xx.xx	xx.xx	xx.xx	xx.xx	xx.xx	xx.xx	xx.xx	xx.xx
Boxes & Lidded Cases	xx.xx	xx.xx	xx.xx	xx.xx	xx.xx	xx.xx	xx.xx	xx.xx
Envelopes, Wallets & Folders	xx.xx	xx.xx	xx.xx	xx.xx	xx.xx	xx.xx	xx.xx	xx.xx
Film & Paper Wraps	xx.xx	xx.xx	xx.xx	xx.xx	xx.xx	xx.xx	xx.xx	xx.xx
Protective Inserts & Cushioning	xx.xx	xx.xx	xx.xx	xx.xx	xx.xx	xx.xx	xx.xx	xx.xx
Seals & Strapping	xx.xx	xx.xx	xx.xx	xx.xx	xx.xx	xx.xx	xx.xx	xx.xx
Sleeves & Wraparound Bands	xx.xx	xx.xx	xx.xx	xx.xx	xx.xx	xx.xx	xx.xx	xx.xx
Slipcases	xx.xx	xx.xx	xx.xx	xx.xx	xx.xx	xx.xx	xx.xx	xx.xx
Others	xx.xx	xx.xx	xx.xx	xx.xx	xx.xx	xx.xx	xx.xx	xx.xx
Total	**xx.xx**	**xx.xx**	**xx.xx**	**xx.xx**	**xx.xx**	**xx.xx**	**xx.xx**	**xx.xx**

Table 632. Italy Book Printing & Packaging Services Market Size, by Printing Technology, 2017-2040 (USD Million)

Printing Technology	2017	2024	2025	2026	2027	2032	2040	CAGR (%)
Braille Embossing	xx.xx	xx.xx	xx.xx	xx.xx	xx.xx	xx.xx	xx.xx	xx.xx
Digital Printing	xx.xx	xx.xx	xx.xx	xx.xx	xx.xx	xx.xx	xx.xx	xx.xx
Flexographic Printing	xx.xx	xx.xx	xx.xx	xx.xx	xx.xx	xx.xx	xx.xx	xx.xx
Gravure Printing	xx.xx	xx.xx	xx.xx	xx.xx	xx.xx	xx.xx	xx.xx	xx.xx
Letterpress Printing	xx.xx	xx.xx	xx.xx	xx.xx	xx.xx	xx.xx	xx.xx	xx.xx
Offset Lithography	xx.xx	xx.xx	xx.xx	xx.xx	xx.xx	xx.xx	xx.xx	xx.xx
Screen Printing	xx.xx	xx.xx	xx.xx	xx.xx	xx.xx	xx.xx	xx.xx	xx.xx
Silver-Halide Photographic Printing	xx.xx	xx.xx	xx.xx	xx.xx	xx.xx	xx.xx	xx.xx	xx.xx
Stencil Duplicator Printing	xx.xx	xx.xx	xx.xx	xx.xx	xx.xx	xx.xx	xx.xx	xx.xx
Others	xx.xx	xx.xx	xx.xx	xx.xx	xx.xx	xx.xx	xx.xx	xx.xx
Total	**xx.xx**	**xx.xx**	**xx.xx**	**xx.xx**	**xx.xx**	**xx.xx**	**xx.xx**	**xx.xx**

Table 633. Italy Book Printing & Packaging Services Market Size, by Offset Lithography, 2017-2040 (USD Million)

Offset Lithography	2017	2024	2025	2026	2027	2032	2040	CAGR (%)
Sheetfed Offset Printing	xx.xx	xx.xx	xx.xx	xx.xx	xx.xx	xx.xx	xx.xx	xx.xx
Web Offset Printing	xx.xx	xx.xx	xx.xx	xx.xx	xx.xx	xx.xx	xx.xx	xx.xx
Total	**xx.xx**	**xx.xx**	**xx.xx**	**xx.xx**	**xx.xx**	**xx.xx**	**xx.xx**	**xx.xx**

Table 634. Italy Book Printing & Packaging Services Market Size, by Digital Printing, 2017-2040 (USD Million)

Digital Printing	2017	2024	2025	2026	2027	2032	2040	CAGR (%)
Electrophotographic Printing	xx.xx	xx.xx	xx.xx	xx.xx	xx.xx	xx.xx	xx.xx	xx.xx
Inkjet Printing	xx.xx	xx.xx	xx.xx	xx.xx	xx.xx	xx.xx	xx.xx	xx.xx
Thermal Printing	xx.xx	xx.xx	xx.xx	xx.xx	xx.xx	xx.xx	xx.xx	xx.xx
Total	**xx.xx**	**xx.xx**	**xx.xx**	**xx.xx**	**xx.xx**	**xx.xx**	**xx.xx**	**xx.xx**

Table 635. Italy Book Printing & Packaging Services Market Size, by Publication Application, 2017-2040 (USD Million)

Publication Application	2017	2024	2025	2026	2027	2032	2040	CAGR (%)
Activity & Puzzle Books	xx.xx	xx.xx	xx.xx	xx.xx	xx.xx	xx.xx	xx.xx	xx.xx
Art & Photography Books	xx.xx	xx.xx	xx.xx	xx.xx	xx.xx	xx.xx	xx.xx	xx.xx
Commemorative & Personal Books	xx.xx	xx.xx	xx.xx	xx.xx	xx.xx	xx.xx	xx.xx	xx.xx
Educational & Training Books	xx.xx	xx.xx	xx.xx	xx.xx	xx.xx	xx.xx	xx.xx	xx.xx
General-Interest Books	xx.xx	xx.xx	xx.xx	xx.xx	xx.xx	xx.xx	xx.xx	xx.xx
Institutional & Corporate Books	xx.xx	xx.xx	xx.xx	xx.xx	xx.xx	xx.xx	xx.xx	xx.xx
Music Books & Scores	xx.xx	xx.xx	xx.xx	xx.xx	xx.xx	xx.xx	xx.xx	xx.xx
Religious & Devotional Books	xx.xx	xx.xx	xx.xx	xx.xx	xx.xx	xx.xx	xx.xx	xx.xx
Scholarly & Professional Books	xx.xx	xx.xx	xx.xx	xx.xx	xx.xx	xx.xx	xx.xx	xx.xx
Total	**xx.xx**	**xx.xx**	**xx.xx**	**xx.xx**	**xx.xx**	**xx.xx**	**xx.xx**	**xx.xx**

Table 636. Italy Book Printing & Packaging Services Market Size, by Educational & Training Books, 2017-2040 (USD Million)

Educational & Training Books	2017	2024	2025	2026	2027	2032	2040	CAGR (%)
Higher Education Textbooks	xx.xx	xx.xx	xx.xx	xx.xx	xx.xx	xx.xx	xx.xx	xx.xx
School Textbooks & Workbooks	xx.xx	xx.xx	xx.xx	xx.xx	xx.xx	xx.xx	xx.xx	xx.xx
Vocational & Continuing Education Books	xx.xx	xx.xx	xx.xx	xx.xx	xx.xx	xx.xx	xx.xx	xx.xx
Total	**xx.xx**	**xx.xx**	**xx.xx**	**xx.xx**	**xx.xx**	**xx.xx**	**xx.xx**	**xx.xx**

Table 637. Italy Book Printing & Packaging Services Market Size, by Commemorative & Personal Books, 2017-2040 (USD Million)

Commemorative & Personal Books	2017	2024	2025	2026	2027	2032	2040	CAGR (%)
Personal Photo & Memory Books	xx.xx	xx.xx	xx.xx	xx.xx	xx.xx	xx.xx	xx.xx	xx.xx
Yearbooks & Organizational Commemoratives	xx.xx	xx.xx	xx.xx	xx.xx	xx.xx	xx.xx	xx.xx	xx.xx
Total	**xx.xx**	**xx.xx**	**xx.xx**	**xx.xx**	**xx.xx**	**xx.xx**	**xx.xx**	**xx.xx**

Table 638. Italy Book Printing & Packaging Services Market Size, by Scholarly & Professional Books, 2017-2040 (USD Million)

Scholarly & Professional Books	2017	2024	2025	2026	2027	2032	2040	CAGR (%)
Professional & Technical Reference Books	xx.xx	xx.xx	xx.xx	xx.xx	xx.xx	xx.xx	xx.xx	xx.xx
Scholarly Research Books	xx.xx	xx.xx	xx.xx	xx.xx	xx.xx	xx.xx	xx.xx	xx.xx
Total	**xx.xx**	**xx.xx**	**xx.xx**	**xx.xx**	**xx.xx**	**xx.xx**	**xx.xx**	**xx.xx**

Table 639. Italy Book Printing & Packaging Services Market Size, by Buyer Type, 2017-2040 (USD Million)

Buyer Type	2017	2024	2025	2026	2027	2032	2040	CAGR (%)
Corporate & Commercial Buyers	xx.xx	xx.xx	xx.xx	xx.xx	xx.xx	xx.xx	xx.xx	xx.xx
Educational & Research Institutions	xx.xx	xx.xx	xx.xx	xx.xx	xx.xx	xx.xx	xx.xx	xx.xx
Government & Intergovernmental Bodies	xx.xx	xx.xx	xx.xx	xx.xx	xx.xx	xx.xx	xx.xx	xx.xx
Nonprofit & Membership Organizations	xx.xx	xx.xx	xx.xx	xx.xx	xx.xx	xx.xx	xx.xx	xx.xx
Print & Production Service Providers	xx.xx	xx.xx	xx.xx	xx.xx	xx.xx	xx.xx	xx.xx	xx.xx
Private Individuals & Households	xx.xx	xx.xx	xx.xx	xx.xx	xx.xx	xx.xx	xx.xx	xx.xx
Publishing Organizations	xx.xx	xx.xx	xx.xx	xx.xx	xx.xx	xx.xx	xx.xx	xx.xx
Self-Publishing Authors & Creators	xx.xx	xx.xx	xx.xx	xx.xx	xx.xx	xx.xx	xx.xx	xx.xx
Total	**xx.xx**	**xx.xx**	**xx.xx**	**xx.xx**	**xx.xx**	**xx.xx**	**xx.xx**	**xx.xx**

Table 640. Italy Book Printing & Packaging Services Market Size, by Production Model, 2017-2040 (USD Million)

Production Model	2017	2024	2025	2026	2027	2032	2040	CAGR (%)
Planned Stock Production	xx.xx	xx.xx	xx.xx	xx.xx	xx.xx	xx.xx	xx.xx	xx.xx
Print-on-Demand	xx.xx	xx.xx	xx.xx	xx.xx	xx.xx	xx.xx	xx.xx	xx.xx
Stock Replenishment	xx.xx	xx.xx	xx.xx	xx.xx	xx.xx	xx.xx	xx.xx	xx.xx
Total	**xx.xx**	**xx.xx**	**xx.xx**	**xx.xx**	**xx.xx**	**xx.xx**	**xx.xx**	**xx.xx**

Table 641. Italy Book Printing & Packaging Services Market Size, by Fulfillment Model, 2017-2040 (USD Million)

Fulfillment Model	2017	2024	2025	2026	2027	2032	2040	CAGR (%)
Consolidated Handoff	xx.xx	xx.xx	xx.xx	xx.xx	xx.xx	xx.xx	xx.xx	xx.xx
Distribution-List Delivery	xx.xx	xx.xx	xx.xx	xx.xx	xx.xx	xx.xx	xx.xx	xx.xx
Order-Level Fulfillment	xx.xx	xx.xx	xx.xx	xx.xx	xx.xx	xx.xx	xx.xx	xx.xx
Total	**xx.xx**	**xx.xx**	**xx.xx**	**xx.xx**	**xx.xx**	**xx.xx**	**xx.xx**	**xx.xx**

Table 642. Italy Book Printing & Packaging Services Market Size, by Procurement Channel, 2017-2040 (USD Million)

Procurement Channel	2017	2024	2025	2026	2027	2032	2040	CAGR (%)
Direct Provider Contracting	xx.xx	xx.xx	xx.xx	xx.xx	xx.xx	xx.xx	xx.xx	xx.xx
Intermediary-Led Contracting	xx.xx	xx.xx	xx.xx	xx.xx	xx.xx	xx.xx	xx.xx	xx.xx
Total	**xx.xx**	**xx.xx**	**xx.xx**	**xx.xx**	**xx.xx**	**xx.xx**	**xx.xx**	**xx.xx**

Table 643. Italy Book Printing & Packaging Services Market Size, by Print Run Length, 2017-2040 (USD Million)

Print Run Length	2017	2024	2025	2026	2027	2032	2040	CAGR (%)
Long Runs	xx.xx	xx.xx	xx.xx	xx.xx	xx.xx	xx.xx	xx.xx	xx.xx
Medium Runs	xx.xx	xx.xx	xx.xx	xx.xx	xx.xx	xx.xx	xx.xx	xx.xx
Short Runs	xx.xx	xx.xx	xx.xx	xx.xx	xx.xx	xx.xx	xx.xx	xx.xx
Single-Copy Runs	xx.xx	xx.xx	xx.xx	xx.xx	xx.xx	xx.xx	xx.xx	xx.xx
Total	**xx.xx**	**xx.xx**	**xx.xx**	**xx.xx**	**xx.xx**	**xx.xx**	**xx.xx**	**xx.xx**

Table 644. Italy Book Printing & Packaging Services Market Size, by Interior Color, 2017-2040 (USD Million)

Interior Color	2017	2024	2025	2026	2027	2032	2040	CAGR (%)
Black-and-White Interiors	xx.xx	xx.xx	xx.xx	xx.xx	xx.xx	xx.xx	xx.xx	xx.xx
Full-Color Interiors	xx.xx	xx.xx	xx.xx	xx.xx	xx.xx	xx.xx	xx.xx	xx.xx
Spot-Color Interiors	xx.xx	xx.xx	xx.xx	xx.xx	xx.xx	xx.xx	xx.xx	xx.xx
Total	**xx.xx**	**xx.xx**	**xx.xx**	**xx.xx**	**xx.xx**	**xx.xx**	**xx.xx**	**xx.xx**

Sources & Evidence

1. European Book Publishing Statistics 2024
   - Evidence informing the 2024 market-value input; displayed series and growth include calculations: European publishers reported approximately EUR xx.xx of net book-sales revenue in 2024. The disclosed ebook and audiobook proportions inform the modeled xx.xx% physical-book revenue proportion; publisher revenue is an input, not printing-service revenue.
   - Evidence informing the 2025 market-value input; displayed series and growth include calculations: The 2024 publisher-revenue and format observations provide the European demand input carried into the 2025 estimate.

2. The Global Publishing Industry in 2022

- Evidence informing the 2024 market-value input; displayed series and growth include calculations: Table xx.xx supplies country-level publishing revenues and identifies differences between retail-value, publisher-revenue, print-only and prior-year observations. Selected non-European country observations are adjusted for physical formats and period before estimating production spending.
- Evidence informing the 2025 market-value input; displayed series and growth include calculations: The selected country observations contribute to the demand pool underlying the 2025 working estimate. Nielsen retail datasets elsewhere in the publication are not used.
- Evidence informing base-year allocation inputs; displayed values and growth are calculated: Primary survey sector differences constrain the education-adjusted hardcover proxy.
- Evidence informing forecast-year allocation inputs; displayed values and growth are calculated: Primary survey sector differences constrain the education-adjusted hardcover proxy.
- Evidence informing base-year allocation inputs; displayed values and growth are calculated: Educational/trade differences qualify extrapolation of U.S. consumer-format revenue.
- Evidence informing forecast-year allocation inputs; displayed values and growth are calculated: Educational/trade differences qualify extrapolation of U.S. consumer-format revenue.
- Evidence informing base-year allocation inputs; displayed values and growth are calculated: USD xx.xx of surveyed children's publishing revenue anchors the modeled specialty demand pool, not supplier receipts.
- Evidence informing forecast-year allocation inputs; displayed values and growth are calculated: USD xx.xx of surveyed children's publishing revenue anchors the modeled specialty demand pool, not supplier receipts.
- Evidence informing base-year allocation inputs; displayed values and growth are calculated: Sector data constrain the commissioning-pool proxy; mechanical incidence remains assumed.
- Evidence informing forecast-year allocation inputs; displayed values and growth are calculated: Sector data constrain the commissioning-pool proxy; mechanical incidence remains assumed.
- Evidence informing base-year allocation inputs; displayed values and growth are calculated: Educational demand supplies a common economic anchor; loose-leaf incidence remains modeled.
- Evidence informing forecast-year allocation inputs; displayed values and growth are calculated: Educational demand supplies a common economic anchor; loose-leaf incidence remains modeled.
- Evidence informing base-year allocation inputs; displayed values and growth are calculated: Sector observations constrain the educational short-book commissioning pool.
- Evidence informing forecast-year allocation inputs; displayed values and growth are calculated: Sector observations constrain the educational short-book commissioning pool.
- Evidence informing base-year allocation inputs; displayed values and growth are calculated: The commissioning-pool anchor supports an explicit sparse-format incidence model.
- Evidence informing forecast-year allocation inputs; displayed values and growth are calculated: The commissioning-pool anchor supports an explicit sparse-format incidence model.
- Evidence informing base-year allocation inputs; displayed values and growth are calculated: Children's demand anchors the accordion working estimate, not observed accordion orders.
- Evidence informing forecast-year allocation inputs; displayed values and growth are calculated: Children's demand anchors the accordion working estimate, not observed accordion orders.
- Evidence informing base-year allocation inputs; displayed values and growth are calculated: Children's demand anchors assumed textile-book order incidence.
- Evidence informing forecast-year allocation inputs; displayed values and growth are calculated: Children's demand anchors assumed textile-book order incidence.
- Evidence informing base-year allocation inputs; displayed values and growth are calculated: Children's demand anchors assumed bath-book order incidence.
- Evidence informing forecast-year allocation inputs; displayed values and growth are calculated: Children's demand anchors assumed bath-book order incidence.
- Evidence informing base-year allocation inputs; displayed values and growth are calculated: Children's demand anchors assumed foam-book order incidence.
- Evidence informing forecast-year allocation inputs; displayed values and growth are calculated: Children's demand anchors assumed foam-book order incidence.
- Evidence informing base-year allocation inputs; displayed values and growth are calculated: The original publishing survey documents country-level trade/education revenue differences used to constrain the modeled physical-publishing mix; it does not directly measure service shares.
- Evidence informing forecast-year allocation inputs; displayed values and growth are calculated: The original publishing survey documents country-level trade/education revenue differences used to constrain the modeled physical-publishing mix; it does not directly measure service shares.

3. 2024 年新闻出版统计公报

- Evidence informing the 2024 market-value input; displayed series and growth include calculations: For 2024, the official table reports xx.xx book copies or sheets and CNY xx.xx of book-publishing revenue. These constrain the demand bridge and historical contraction, rather than directly measuring printing-service sales.
- Evidence informing the 2025 market-value input; displayed series and growth include calculations: The 2024 book-publishing observation supplies the Chinese demand primitive for the 2025 model.
- Evidence informing base-year allocation inputs; displayed values and growth are calculated: Official 2024 output of xx.xx copies/sheets constrains total modeled publisher activity; it does not disclose single-copy production.
- Evidence informing forecast-year allocation inputs; displayed values and growth are calculated: Official 2024 output of xx.xx copies/sheets constrains total modeled publisher activity; it does not disclose single-copy production.
- Evidence informing base-year allocation inputs; displayed values and growth are calculated: Aggregate copies and annual title output constrain the shared activity model, not an observed short-run share.
- Evidence informing forecast-year allocation inputs; displayed values and growth are calculated: Aggregate copies and annual title output constrain the shared activity model, not an observed short-run share.
- Evidence informing base-year allocation inputs; displayed values and growth are calculated: Aggregate production provides a scale check for the medium-run assumption; annual copies per title are not individual batches.
- Evidence informing forecast-year allocation inputs; displayed values and growth are calculated: Aggregate production provides a scale check for the medium-run assumption; annual copies per title are not individual batches.
- Evidence informing base-year allocation inputs; displayed values and growth are calculated: Approximately xx.xx annual copies per title constrain the long-run scenario without proving its batch mix or forecast.
- Evidence informing forecast-year allocation inputs; displayed values and growth are calculated: Approximately xx.xx annual copies per title constrain the long-run scenario without proving its batch mix or forecast.

4. Foreign Exchange Rates - G.5A Annual, January 5, 2026

- Evidence informing the 2024 market-value input; displayed series and growth include calculations: The official 2024 annual-average conversion inputs are USD xx.xx per EUR, CNY xx.xx per USD and CAD xx.xx per USD.
- Evidence informing the 2025 market-value input; displayed series and growth include calculations: The exchange-rate table establishes the conversion basis of the preceding-year demand inputs used in the 2025 estimate; subsequent effective-USD price assumptions are modeled separately.

5. Book publishing industry, 2024 - Statistics Canada
   - Evidence informing the 2024 market-value input; displayed series and growth include calculations: Canadian publishers reported CAD xx.xx of print sales outside the online category and CAD xx.xx of online print sales in 2024. Their sum, rather than total operating revenue, supplies the physical-book demand input.
   - Evidence informing the 2025 market-value input; displayed series and growth include calculations: Reported cost of goods sold of CAD xx.xx, up CAD xx.xx from 2022, supplies a cost-pressure cross-check, not a directly attributable printing-services total.
   - Evidence informing base-year allocation inputs; displayed values and growth are calculated: Canadian online versus other print-sales values constrain parcel exposure, with explicit value-to-unit and geographic limitations.
   - Evidence informing forecast-year allocation inputs; displayed values and growth are calculated: Canadian online versus other print-sales values constrain parcel exposure, with explicit value-to-unit and geographic limitations.
   - Evidence informing base-year allocation inputs; displayed values and growth are calculated: The print-channel value mix supplies a limited parcel-demand proxy, not observed envelope purchases.
   - Evidence informing forecast-year allocation inputs; displayed values and growth are calculated: The print-channel value mix supplies a limited parcel-demand proxy, not observed envelope purchases.
   - Evidence informing base-year allocation inputs; displayed values and growth are calculated: The print-channel value mix supplies a limited parcel-demand proxy, not observed bag purchases.
   - Evidence informing forecast-year allocation inputs; displayed values and growth are calculated: The print-channel value mix supplies a limited parcel-demand proxy, not observed bag purchases.
   - Evidence informing base-year allocation inputs; displayed values and growth are calculated: Modest observed online-print growth qualifies aggressive parcel-related wrapping assumptions.
   - Evidence informing forecast-year allocation inputs; displayed values and growth are calculated: Modest observed online-print growth qualifies aggressive parcel-related wrapping assumptions.
   - Evidence informing base-year allocation inputs; displayed values and growth are calculated: Channel activity constrains the modeled delivery-pack population requiring separate protection.
   - Evidence informing forecast-year allocation inputs; displayed values and growth are calculated: Channel activity constrains the modeled delivery-pack population requiring separate protection.
   - Evidence informing base-year allocation inputs; displayed values and growth are calculated: Channel activity constrains the modeled delivery-pack population requiring closures.
   - Evidence informing forecast-year allocation inputs; displayed values and growth are calculated: Channel activity constrains the modeled delivery-pack population requiring closures.
6. U.S. Census Bureau - Books Printing: Shipments, annual table
   - Evidence informing the 2017 market-value input; displayed series and growth include calculations: U.S. books-printing shipments were USD xx.xx in 2017; this is a national production anchor for the historical model.
   - Evidence informing the 2018 market-value input; displayed series and growth include calculations: U.S. books-printing shipments were USD xx.xx in 2018.
   - Evidence informing the 2019 market-value input; displayed series and growth include calculations: U.S. books-printing shipments were USD xx.xx in 2019.
   - Evidence informing the 2020 market-value input; displayed series and growth include calculations: U.S. books-printing shipments were USD xx.xx in 2020.
   - Evidence informing the 2021 market-value input; displayed series and growth include calculations: U.S. books-printing shipments were USD xx.xx in 2021.
   - Evidence informing the 2022 market-value input; displayed series and growth include calculations: U.S. books-printing shipments were USD xx.xx in 2022.
   - Evidence informing the 2024 market-value input; displayed series and growth include calculations: U.S. books-printing shipments were USD xx.xx in 2024. This national industrial measure is narrower than the composite global service boundary.

7. U.S. Census Bureau - Book Publishers, All Establishments: Revenue, annual table
   - Evidence informing the 2024 market-value input; displayed series and growth include calculations: The Census annual series reports USD xx.xx of U.S. book-publisher revenue for 2024. A modeled xx.xx% physical-book proportion excludes digital and other adjacent receipts.
   - Evidence informing the 2025 market-value input; displayed series and growth include calculations: The 2024 Census observation replaces an older survey-based U.S. revenue bridge in the demand pool underlying 2025.

8. Scholastic Corporation - Form 10-K for the year ended May 31, 2025

- Evidence informing the 2024 market-value input; displayed series and growth include calculations: Scholastic's fiscal 2024 product, service, production and inventory-reserve costs were xx.xx% of revenue; postage, freight, shipping, fulfillment and other costs were xx.xx%. These broad categories constrain, but do not directly establish, eligible outsourced-service spending.
- Evidence informing the 2025 market-value input; displayed series and growth include calculations: The corresponding fiscal 2025 proportions were xx.xx% and xx.xx%. Royalties and prepublication amortization are separately disclosed, allowing their exclusion from the service-market bridge.
- Evidence informing base-year allocation inputs; displayed values and growth are calculated: Fiscal-2025 product, service, production and inventory-reserve costs were xx.xx% of revenue. The broader cost category constrains the manufacturing spending boundary but does not directly disclose printing-service revenue.
- Evidence informing forecast-year allocation inputs; displayed values and growth are calculated: Fiscal-2025 product, service, production and inventory-reserve costs were xx.xx% of revenue. The broader cost category constrains the manufacturing spending boundary but does not directly disclose printing-service revenue.
- Evidence informing base-year allocation inputs; displayed values and growth are calculated: Prepublication amortization is disclosed separately from production costs, supporting exclusion of adjacent amortization rather than equating it with externally purchased prepress.
- Evidence informing forecast-year allocation inputs; displayed values and growth are calculated: Prepublication amortization is disclosed separately from production costs, supporting exclusion of adjacent amortization rather than equating it with externally purchased prepress.
- Evidence informing base-year allocation inputs; displayed values and growth are calculated: Postage, freight, shipping, fulfillment and other costs were xx.xx% of revenue in fiscal 2025 versus xx.xx% in fiscal 2024. This is a broad buyer-cost check, not an eligible outsourced-fulfillment share.
- Evidence informing forecast-year allocation inputs; displayed values and growth are calculated: Postage, freight, shipping, fulfillment and other costs were xx.xx% of revenue in fiscal 2025 versus xx.xx% in fiscal 2024. This is a broad buyer-cost check, not an eligible outsourced-fulfillment share.
- Evidence informing base-year allocation inputs; displayed values and growth are calculated: Outsourced manufacturing coexists with company-operated distribution. Fiscal-2025 production-related costs were xx.xx% of revenue, constraining the inherited spending bridge rather than directly measuring the assumed route fraction.
- Evidence informing forecast-year allocation inputs; displayed values and growth are calculated: Outsourced manufacturing coexists with company-operated distribution. Fiscal-2025 production-related costs were xx.xx% of revenue, constraining the inherited spending bridge rather than directly measuring the assumed route fraction.
- Evidence informing base-year allocation inputs; displayed values and growth are calculated: Book-club revenue was xx.xx% online-ordered and xx.xx% parent-ordered, while products typically went to classrooms. This challenges the use of online sales as a proxy for the external contractor's delivery model.
- Evidence informing forecast-year allocation inputs; displayed values and growth are calculated: Book-club revenue was xx.xx% online-ordered and xx.xx% parent-ordered, while products typically went to classrooms. This challenges the use of online sales as a proxy for the external contractor's delivery model.
- Evidence informing base-year allocation inputs; displayed values and growth are calculated: Direct printer-to-customer fulfillment is a disclosed option. Broader logistics/other costs were xx.xx% of revenue versus xx.xx% previously, providing a cost-boundary check but no global order-level share or service-price growth observation.
- Evidence informing forecast-year allocation inputs; displayed values and growth are calculated: Direct printer-to-customer fulfillment is a disclosed option. Broader logistics/other costs were xx.xx% of revenue versus xx.xx% previously, providing a cost-boundary check but no global order-level share or service-price growth observation.

9. CEWE achieves all targets in 2025 and aims to further increase revenue and earnings in 2026

- Evidence informing the 2025 market-value input; displayed series and growth include calculations: CEWE reported xx.xx CEWE PHOTOBOOK copies in 2025 versus xx.xx in 2024, supporting a positive specialty-book volume assumption without establishing global adoption.
- Evidence informing the 2026 market-value input; displayed series and growth include calculations: Observed 2025 photobook growth informs the specialty-demand assumption for 2026; the market value remains modeled.
- Evidence informing the 2032 market-value input; displayed series and growth include calculations: The observed specialty-book activity is a starting condition for the forecast, not independent proof of continued growth through 2032.
- Evidence informing the 2040 market-value input; displayed series and growth include calculations: The forecast explicitly slows specialty-demand growth after 2032; this source supplies the initial commercial observation, not the long-term growth rate.
- Evidence informing base-year allocation inputs; displayed values and growth are calculated: CEWE reports xx.xx photobooks in 2025 compared with xx.xx in 2024. This independently establishes specialty-book activity underlying the nonpublisher model, without establishing a global expansion factor.
- Evidence informing forecast-year allocation inputs; displayed values and growth are calculated: CEWE reports xx.xx photobooks in 2025 compared with xx.xx in 2024. This independently establishes specialty-book activity underlying the nonpublisher model, without establishing a global expansion factor.
- Evidence informing base-year allocation inputs; displayed values and growth are calculated: Observed photobook activity supports retaining premium specialty commissions in the manufacturing mix; the binding allocation and unchanged future cohort profile remain assumptions.
- Evidence informing forecast-year allocation inputs; displayed values and growth are calculated: Observed photobook activity supports retaining premium specialty commissions in the manufacturing mix; the binding allocation and unchanged future cohort profile remain assumptions.
- Evidence informing base-year allocation inputs; displayed values and growth are calculated: Reported photobook volumes constrain personal-book activity and the nonpublisher starting condition, not hardcover prevalence or future share.
- Evidence informing forecast-year allocation inputs; displayed values and growth are calculated: Reported photobook volumes constrain personal-book activity and the nonpublisher starting condition, not hardcover prevalence or future share.
- Evidence informing base-year allocation inputs; displayed values and growth are calculated: Photobook activity supports the separate personal-book commissioning block; its softcover fraction remains assumed.
- Evidence informing forecast-year allocation inputs; displayed values and growth are calculated: Photobook activity supports the separate personal-book commissioning block; its softcover fraction remains assumed.
- Evidence informing base-year allocation inputs; displayed values and growth are calculated: Reported photobook copies rose from xx.xx to xx.xx; the narrower 2026 target qualifies strong specialty-growth assumptions.
- Evidence informing forecast-year allocation inputs; displayed values and growth are calculated: Reported photobook copies rose from xx.xx to xx.xx; the narrower 2026 target qualifies strong specialty-growth assumptions.
- Evidence informing base-year allocation inputs; displayed values and growth are calculated: Specialty-book activity constrains the presentation-demand scenario but does not measure gift-box attachment.
- Evidence informing forecast-year allocation inputs; displayed values and growth are calculated: Specialty-book activity constrains the presentation-demand scenario but does not measure gift-box attachment.
- Evidence informing base-year allocation inputs; displayed values and growth are calculated: Reports xx.xx CEWE PHOTOBOOK units in 2025 versus xx.xx in 2024, constraining the specialty-book demand budget without establishing a global process split.
- Evidence informing forecast-year allocation inputs; displayed values and growth are calculated: Reports xx.xx CEWE PHOTOBOOK units in 2025 versus xx.xx in 2024, constraining the specialty-book demand budget without establishing a global process split.
- Evidence informing base-year allocation inputs; displayed values and growth are calculated: Observed photobook activity supports the common photographic-demand input; electrophotographic attribution remains an explicit assumption.
- Evidence informing forecast-year allocation inputs; displayed values and growth are calculated: Observed photobook activity supports the common photographic-demand input; electrophotographic attribution remains an explicit assumption.
- Evidence informing base-year allocation inputs; displayed values and growth are calculated: The photobook

10. Paperback Printing Cost - Kindle Direct Publishing

- Evidence informing the 2025 market-value input; displayed series and growth include calculations: The inspected U.S. paperback schedule charges USD xx.xx plus USD xx.xx per page for the specified regular-trim black-ink category. It provides a contemporary commercial price comparison for the assumed USD xx.xx self-publishing production receipt, not an observed historical price or volume.
- Evidence informing the 2026 market-value input; displayed series and growth include calculations: The schedule distinguishes printing charges from royalties and retail list prices, supporting the production-receipt boundary used in the estimate.
- Evidence informing base-year allocation inputs; displayed values and growth are calculated: The current U.S. regular-trim black-ink schedule uses USD xx.xx plus USD xx.xx per page for the relevant page band, yielding the USD xx.xx representative manufacturing comparator. It anchors relative weights, not an observed global 2025 price or future share.
- Evidence informing forecast-year allocation inputs; displayed values and growth are calculated: The current U.S. regular-trim black-ink schedule uses USD xx.xx plus USD xx.xx per page for the relevant page band, yielding the USD xx.xx representative manufacturing comparator. It anchors relative weights, not an observed global 2025 price or future share.
- Evidence informing base-year allocation inputs; displayed values and growth are calculated: The paperback manufacturing comparator supplies the baseline from which the modeled binding component and hardcover increment are separated.
- Evidence informing forecast-year allocation inputs; displayed values and growth are calculated: The paperback manufacturing comparator supplies the baseline from which the modeled binding component and hardcover increment are separated.
- Evidence informing base-year allocation inputs; displayed values and growth are calculated: The separately identified paperback printing charge constrains the self-publishing production-receipt model and its distinction from retail proceeds.
- Evidence informing forecast-year allocation inputs; displayed values and growth are calculated: The separately identified paperback printing charge constrains the self-publishing production-receipt model and its distinction from retail proceeds.
- Evidence informing base-year allocation inputs; displayed values and growth are calculated: The inspected U.S. regular-trim black-ink schedule charges USD xx.xx plus USD xx.xx per page. It is a contemporary production-charge comparison for the modeled USD xx.xx receipt, not an observed historical Global average.
- Evidence informing forecast-year allocation inputs; displayed values and growth are calculated: The inspected U.S. regular-trim black-ink schedule charges USD xx.xx plus USD xx.xx per page. It is a contemporary production-charge comparison for the modeled USD xx.xx receipt, not an observed historical Global average.
- Evidence informing base-year allocation inputs; displayed values and growth are calculated: The relevant current U.S. paperback printing schedule is USD xx.xx plus USD xx.xx per page, giving USD xx.xx at xx.xx pages. This is a commercial price comparison for creator-production receipts, not proof of 2025 realization, volume or fulfillment mix.
- Evidence informing forecast-year allocation inputs; displayed values and growth are calculated: The relevant current U.S. paperback printing schedule is USD xx.xx plus USD xx.xx per page, giving USD xx.xx at xx.xx pages. This is a commercial price comparison for creator-production receipts, not proof of 2025 realization, volume or fulfillment mix.
- Evidence informing base-year allocation inputs; displayed values and growth are calculated: The current U.S. regular-trim black-ink schedule of USD xx.xx plus USD xx.xx per page gives USD xx.xx at xx.xx pages, a magnitude check for modeled single-copy receipts. It establishes neither global volume nor historical or forecast share.
- Evidence informing forecast-year allocation inputs; displayed values and growth are calculated: The current U.S. regular-trim black-ink schedule of USD xx.xx plus USD xx.xx per page gives USD xx.xx at xx.xx pages, a magnitude check for modeled single-copy receipts. It establishes neither global volume nor historical or forecast share.
- Evidence informing base-year allocation inputs; displayed values and growth are calculated: The current U.S. regular-trim black-ink schedule charges USD xx.xx plus USD xx.xx per page, yielding USD xx.xx for xx.xx pages. This is a contemporary price comparator, not a historical global average. ([kdp.amazon.com](https://kdp.amazon.com/en_US/help/topic/G201834340))
- Evidence informing forecast-year allocation inputs; displayed values and growth are calculated: The current U.S. regular-trim black-ink schedule charges USD xx.xx plus USD xx.xx per page, yielding USD xx.xx for xx.xx pages. This is a contemporary price comparator, not a historical global average. ([kdp.amazon.com](https://kdp.amazon.com/en_US/help/topic/G201834340))
- Evidence informing base-year allocation inputs; displayed values and growth are calculated: The comparable standard and premium color charges calculate to USD xx.xx and USD xx.xx. They constrain relative

11. European Book Publishing Statistics 2017

- Evidence informing the 2017 market-value input; displayed series and growth include calculations: The association's primary survey reports approximately EUR xx.xx of European net publisher revenue for 2017, constraining the pre-pandemic demand level.

12. European Book Publishing Statistics 2019

- Evidence informing the 2018 market-value input; displayed series and growth include calculations: The association reports approximately EUR xx.xx of publisher revenue for 2018.
- Evidence informing the 2019 market-value input; displayed series and growth include calculations: The association reports approximately EUR xx.xx for 2019 and identifies a questionnaire change that limits exact comparability with earlier observations.

13. 2021 年新闻出版产业分析报告

- Evidence informing the 2020 market-value input; displayed series and growth include calculations: The official report's 2021 comparison identifies a substantial rebound from 2020, constraining the pandemic-recovery bridge.
- Evidence informing the 2021 market-value input; displayed series and growth include calculations: China reported xx.xx book copies or sheets in 2021, up xx.xx%; the report also distinguishes textbook output and reprints.
- Evidence informing base-year allocation inputs; displayed values and growth are calculated: China's official 2021 textbook share was xx.xx% of book copies. It supplies an older educational-activity proxy, not a monochrome share.
([nppa.gov.cn](https://www.nppa.gov.cn/xxgk/fdzdgknr/tjxx/xx.xx/P020230530667517704140.pdf))
- Evidence informing forecast-year allocation inputs; displayed values and growth are calculated: China's official 2021 textbook share was xx.xx% of book copies. It supplies an older educational-activity proxy, not a monochrome share.
([nppa.gov.cn](https://www.nppa.gov.cn/xxgk/fdzdgknr/tjxx/xx.xx/P020230530667517704140.pdf))
- Evidence informing base-year allocation inputs; displayed values and growth are calculated: The textbook copy proportion constrains educational exposure; comparable monetary intensity and spot-color incidence are modeled separately.
([nppa.gov.cn](https://www.nppa.gov.cn/xxgk/fdzdgknr/tjxx/xx.xx/P020230530667517704140.pdf))
- Evidence informing forecast-year allocation inputs; displayed values and growth are calculated: The textbook copy proportion constrains educational exposure; comparable monetary intensity and spot-color incidence are modeled separately.
([nppa.gov.cn](https://www.nppa.gov.cn/xxgk/fdzdgknr/tjxx/xx.xx/P020230530667517704140.pdf))
- Evidence informing base-year allocation inputs; displayed values and growth are calculated: The educational-activity observation contributes to the shared demand proxy carried into the full-color base and forecast models; no color split is reported.
([nppa.gov.cn](https://www.nppa.gov.cn/xxgk/fdzdgknr/tjxx/xx.xx/P020230530667517704140.pdf))
- Evidence informing forecast-year allocation inputs; displayed values and growth are calculated: The educational-activity observation contributes to the shared demand proxy carried into the full-color base and forecast models; no color split is reported.
([nppa.gov.cn](https://www.nppa.gov.cn/xxgk/fdzdgknr/tjxx/xx.xx/P020230530667517704140.pdf))

14. European Book Publishing Statistics 2023

- Evidence informing the 2022 market-value input; displayed series and growth include calculations: European net publisher revenue was approximately EUR xx.xx in 2022; the association describes paper-cost pressure and price-led growth.

15. Hardcover Printing Cost - Kindle Direct Publishing
    - Evidence informing base-year allocation inputs; displayed values and growth are calculated: The current U.S. regular-trim hardcover schedule uses USD xx.xx plus USD xx.xx per page in the relevant band. Comparison with paperback charges constrains the premium-equivalent manufacturing model.
    - Evidence informing forecast-year allocation inputs; displayed values and growth are calculated: The current U.S. regular-trim hardcover schedule uses USD xx.xx plus USD xx.xx per page in the relevant band. Comparison with paperback charges constrains the premium-equivalent manufacturing model.
    - Evidence informing base-year allocation inputs; displayed values and growth are calculated: The USD xx.xx fixed-charge difference supplies the POD premium input; the xx.xx% commercial-run realization and premium incidence are explicitly modeled rather than disclosed.
    - Evidence informing forecast-year allocation inputs; displayed values and growth are calculated: The USD xx.xx fixed-charge difference supplies the POD premium input; the xx.xx% commercial-run realization and premium incidence are explicitly modeled rather than disclosed.
16. User Fees - University of Wisconsin-Milwaukee Print & Copy Services
    - Evidence informing base-year allocation inputs; displayed values and growth are calculated: The university service schedule separately prices preflight/prepress preparation at USD xx.xx per hour, establishing a paid preparation activity rather than an automatic component of every printing-platform purchase.
    - Evidence informing forecast-year allocation inputs; displayed values and growth are calculated: The university service schedule separately prices preflight/prepress preparation at USD xx.xx per hour, establishing a paid preparation activity rather than an automatic component of every printing-platform purchase.
    - Evidence informing base-year allocation inputs; displayed values and growth are calculated: Perfect binding is listed at USD xx.xx-xx.xx per book. The lower endpoint is the model's basic-binding comparator, not a measured worldwide realization.
    - Evidence informing forecast-year allocation inputs; displayed values and growth are calculated: Perfect binding is listed at USD xx.xx-xx.xx per book. The lower endpoint is the model's basic-binding comparator, not a measured worldwide realization.

17. How Much Does It Cost to Print a Book? - QinPrinting
    - Evidence informing base-year allocation inputs; displayed values and growth are calculated: The supplier's delivered xx.xx-page, xx.xx-copy color-book examples list USD xx.xx for softcover and USD xx.xx for hardcover. They provide a commercial-run countercheck, with delivery and product differences preventing direct substitution.
    - Evidence informing forecast-year allocation inputs; displayed values and growth are calculated: The supplier's delivered xx.xx-page, xx.xx-copy color-book examples list USD xx.xx for softcover and USD xx.xx for hardcover. They provide a commercial-run countercheck, with delivery and product differences preventing direct substitution.
    - Evidence informing base-year allocation inputs; displayed values and growth are calculated: The smaller hardcover premium in this offset example qualifies extrapolation of the full POD hardcover increment into binding revenue.
    - Evidence informing forecast-year allocation inputs; displayed values and growth are calculated: The smaller hardcover premium in this offset example qualifies extrapolation of the full POD hardcover increment into binding revenue.
    - Evidence informing base-year allocation inputs; displayed values and growth are calculated: Comparable hardcover and softcover quotations constrain the assumed relative manufacturing realization after scope adjustments.
    - Evidence informing forecast-year allocation inputs; displayed values and growth are calculated: Comparable hardcover and softcover quotations constrain the assumed relative manufacturing realization after scope adjustments.
    - Evidence informing base-year allocation inputs; displayed values and growth are calculated: Softcover prices provide a commercial comparison, not a historical global average.
    - Evidence informing forecast-year allocation inputs; displayed values and growth are calculated: Softcover prices provide a commercial comparison, not a historical global average.
    - Evidence informing base-year allocation inputs; displayed values and growth are calculated: Board-book quotations constrain the assumed production receipt; delivery and duties require adjustment.
    - Evidence informing forecast-year allocation inputs; displayed values and growth are calculated: Board-book quotations constrain the assumed production receipt; delivery and duties require adjustment.
    - Evidence informing base-year allocation inputs; displayed values and growth are calculated: Mechanical-binding quotations constrain the unit-receipt assumption, not incidence.
    - Evidence informing forecast-year allocation inputs; displayed values and growth are calculated: Mechanical-binding quotations constrain the unit-receipt assumption, not incidence.
    - Evidence informing base-year allocation inputs; displayed values and growth are calculated: Short-booklet quotations constrain the lower realization used for eligible saddle-stitched books.
    - Evidence informing forecast-year allocation inputs; displayed values and growth are calculated: Short-booklet quotations constrain the lower realization used for eligible saddle-stitched books.
18. Book Wrap Mailers / Book Boxes - Packaging ONE
    - Evidence informing base-year allocation inputs; displayed values and growth are calculated: The manufacturer lists MP2 book mailers at GBP xx.xx each for xx.xx packs of xx.xx excluding VAT. The converted unit price supplies the packaging-creation value proxy, not a global average or a historical quote.
    - Evidence informing forecast-year allocation inputs; displayed values and growth are calculated: The manufacturer lists MP2 book mailers at GBP xx.xx each for xx.xx packs of xx.xx excluding VAT. The converted unit price supplies the packaging-creation value proxy, not a global average or a historical quote.
    - Evidence informing base-year allocation inputs; displayed values and growth are calculated: The enclosure price forms the other side of the creation-versus-packing ratio. One comparable enclosure per packing unit is an explicit activity-matching assumption.
    - Evidence informing forecast-year allocation inputs; displayed values and growth are calculated: The enclosure price forms the other side of the creation-versus-packing ratio. One comparable enclosure per packing unit is an explicit activity-matching assumption.

19. Foreign Exchange Rates - G.5A Annual, January 5, 2026
    - Evidence informing base-year allocation inputs; displayed values and growth are calculated: The official 2025 annual average is USD xx.xx per GBP. It converts the GBP packaging comparator into the common monetary basis used in the starting allocation.
    - Evidence informing forecast-year allocation inputs; displayed values and growth are calculated: The official 2025 annual average is USD xx.xx per GBP. It converts the GBP packaging comparator into the common monetary basis used in the starting allocation.
    - Evidence informing base-year allocation inputs; displayed values and growth are calculated: The same conversion supports the common-currency packaging/packing denominator inherited by the forecast; no 2032 exchange rate is asserted.
    - Evidence informing forecast-year allocation inputs; displayed values and growth are calculated: The same conversion supports the common-currency packaging/packing denominator inherited by the forecast; no 2032 exchange rate is asserted.
20. Optional Book Publishing Services - InstantPublisher
    - Evidence informing base-year allocation inputs; displayed values and growth are calculated: The provider lists layout/typesetting at USD xx.xx per page with a USD xx.xx minimum. This supports the preparation-spending feasibility check, with purchase incidence and copies per job remaining assumptions.
    - Evidence informing forecast-year allocation inputs; displayed values and growth are calculated: The provider lists layout/typesetting at USD xx.xx per page with a USD xx.xx minimum. This supports the preparation-spending feasibility check, with purchase incidence and copies per job remaining assumptions.
    - Evidence informing base-year allocation inputs; displayed values and growth are calculated: Individual shrink-wrapping is listed at USD xx.xx each plus USD xx.xx setup. Amortizing setup over an assumed xx.xx copies gives the USD xx.xx packing comparator.
    - Evidence informing forecast-year allocation inputs; displayed values and growth are calculated: Individual shrink-wrapping is listed at USD xx.xx each plus USD xx.xx setup. Amortizing setup over an assumed xx.xx copies gives the USD xx.xx packing comparator.
21. How Does Merchant Pricing Work for Ecommerce Stores? - Lulu Direct
    - Evidence informing base-year allocation inputs; displayed values and growth are calculated: The September 2026 merchant-pricing explanation identifies a USD xx.xx fulfillment fee and separates merchant retail receipts from payments for supplier production, shipping and taxes. The fee is a contemporary feasibility comparator, not verified 2025 penetration or a future charge.
    - Evidence informing forecast-year allocation inputs; displayed values and growth are calculated: The September 2026 merchant-pricing explanation identifies a USD xx.xx fulfillment fee and separates merchant retail receipts from payments for supplier production, shipping and taxes. The fee is a contemporary feasibility comparator, not verified 2025 penetration or a future charge.
    - Evidence informing base-year allocation inputs; displayed values and growth are calculated: Merchant retail receipts are separate from payments for printing and fulfillment. The current page lists a USD xx.xx fulfillment fee, with shipping and taxes separately calculated. This supports the service-value boundary, not a historical average fee or global order volume.
    - Evidence informing forecast-year allocation inputs; displayed values and growth are calculated: Merchant retail receipts are separate from payments for printing and fulfillment. The current page lists a USD xx.xx fulfillment fee, with shipping and taxes separately calculated. This supports the service-value boundary, not a historical average fee or global order volume.
    - Evidence informing base-year allocation inputs; displayed values and growth are calculated: Lulu identifies separate retail and production/fulfillment transactions and a USD xx.xx fulfillment fee. This supports excluding merchant retail margins from production-service value and avoiding automatic procurement-channel classification from the storefront.
    - Evidence informing forecast-year allocation inputs; displayed values and growth are calculated: Lulu identifies separate retail and production/fulfillment transactions and a USD xx.xx fulfillment fee. This supports excluding merchant retail margins from production-service value and avoiding automatic procurement-channel classification from the storefront.

22. AAP December 2025 StatShot Report

- Evidence informing base-year allocation inputs; displayed values and growth are calculated: The primary monthly reporting panel's full-year 2025 trade figures show paperback revenue down xx.xx%. This qualifies broad physical-book growth assumptions and supplies directional mix evidence only.
- Evidence informing forecast-year allocation inputs; displayed values and growth are calculated: The primary monthly reporting panel's full-year 2025 trade figures show paperback revenue down xx.xx%. This qualifies broad physical-book growth assumptions and supplies directional mix evidence only.
- Evidence informing base-year allocation inputs; displayed values and growth are calculated: The same approximately xx.xx-publisher panel shows hardcover revenue up xx.xx%. It supports a modest premium-mix hypothesis but neither measures global binding spending nor proves the forecast.
- Evidence informing forecast-year allocation inputs; displayed values and growth are calculated: The same approximately xx.xx-publisher panel shows hardcover revenue up xx.xx%. It supports a modest premium-mix hypothesis but neither measures global binding spending nor proves the forecast.
- Evidence informing base-year allocation inputs; displayed values and growth are calculated: Direct-participant 2025 hardback revenue of approximately USD xx.xx anchors the adjusted conventional-format model; it is not printing revenue or a global share.
- Evidence informing forecast-year allocation inputs; displayed values and growth are calculated: Direct-participant 2025 hardback revenue of approximately USD xx.xx anchors the adjusted conventional-format model; it is not printing revenue or a global share.
- Evidence informing base-year allocation inputs; displayed values and growth are calculated: Reported paperback revenue of approximately USD xx.xx plus USD xx.xx mass-market revenue supplies the comparison input. Reported annual movements qualify the forecast starting mix, not its future persistence.
- Evidence informing forecast-year allocation inputs; displayed values and growth are calculated: Reported paperback revenue of approximately USD xx.xx plus USD xx.xx mass-market revenue supplies the comparison input. Reported annual movements qualify the forecast starting mix, not its future persistence.
- Evidence informing base-year allocation inputs; displayed values and growth are calculated: Direct publisher-sample religious and trade physical-format receipts provide a category-intensity proxy, subject to explicit geographic and coverage adjustments.
- Evidence informing forecast-year allocation inputs; displayed values and growth are calculated: Direct publisher-sample religious and trade physical-format receipts provide a category-intensity proxy, subject to explicit geographic and coverage adjustments.
- Evidence informing base-year allocation inputs; displayed values and growth are calculated: Reported professional-book receipts and their 2025 decline challenge assumptions of automatic growth from recurring reference relationships.
- Evidence informing forecast-year allocation inputs; displayed values and growth are calculated: Reported professional-book receipts and their 2025 decline challenge assumptions of automatic growth from recurring reference relationships.

23. Print and Associated Services Framework - Lot 1 Buyer Guide: Framework Objectives
    - Evidence informing base-year allocation inputs; displayed values and growth are calculated: The public purchasing framework separately specifies production-management advice. It establishes a purchased responsibility but not a global fee rate or permission to count subcontract pass-through as retained revenue.
    - Evidence informing forecast-year allocation inputs; displayed values and growth are calculated: The public purchasing framework separately specifies production-management advice. It establishes a purchased responsibility but not a global fee rate or permission to count subcontract pass-through as retained revenue.
    - Evidence informing base-year allocation inputs; displayed values and growth are calculated: The framework also specifies finished-goods stock holding and call-off, with required holding costs included in the print-job price. This supports allocating embedded production-linked fulfillment rather than restricting the category to standalone invoices.
    - Evidence informing forecast-year allocation inputs; displayed values and growth are calculated: The framework also specifies finished-goods stock holding and call-off, with required holding costs included in the print-job price. This supports allocating embedded production-linked fulfillment rather than restricting the category to standalone invoices.
    - Evidence informing base-year allocation inputs; displayed values and growth are calculated: Finished goods may be held for call-off, with storage included in the print job where required. This supports consolidated releases as a production-linked arrangement without assuming every release is an individual order.
    - Evidence informing forecast-year allocation inputs; displayed values and growth are calculated: Finished goods may be held for call-off, with storage included in the print job where required. This supports consolidated releases as a production-linked arrangement without assuming every release is an individual order.
    - Evidence informing base-year allocation inputs; displayed values and growth are calculated: Contractors maintain designated distribution lists, deliver to nominated addresses and receive job-specific copy allocations, supporting the modeled list-delivery category.
    - Evidence informing forecast-year allocation inputs; displayed values and growth are calculated: Contractors maintain designated distribution lists, deliver to nominated addresses and receive job-specific copy allocations, supporting the modeled list-delivery category.
    - Evidence informing base-year allocation inputs; displayed values and growth are calculated: The coexistence of stock holding, call-off and distribution-list obligations supports separating production trigger from fulfillment responsibility; call-off alone does not establish transaction-level fulfillment.
    - Evidence informing forecast-year allocation inputs; displayed values and growth are calculated: The coexistence of stock holding, call-off and distribution-list obligations supports separating production trigger from fulfillment responsibility; call-off alone does not establish transaction-level fulfillment.

24. Frequently Asked Questions - IngramSpark
    - Evidence informing base-year allocation inputs; displayed values and growth are calculated: IngramSpark states that it does not provide editing, typesetting or design services. This counterexample prevents treating all platform manufacturing commissions as purchases of professional preparation services.
    - Evidence informing forecast-year allocation inputs; displayed values and growth are calculated: IngramSpark states that it does not provide editing, typesetting or design services. This counterexample prevents treating all platform manufacturing commissions as purchases of professional preparation services.
    - Evidence informing base-year allocation inputs; displayed values and growth are calculated: The provider permits nonexclusive sourcing when the customer owns its ISBN and does not offer editing, typesetting or design. These terms constrain the author service boundary, not adoption or revenue growth.
    - Evidence informing forecast-year allocation inputs; displayed values and growth are calculated: The provider permits nonexclusive sourcing when the customer owns its ISBN and does not offer editing, typesetting or design. These terms constrain the author service boundary, not adoption or revenue growth.
    - Evidence informing base-year allocation inputs; displayed values and growth are calculated: IngramSpark permits nonexclusive use of other printers, distributors and fulfillment providers when publishers own their ISBN. This establishes an alternative-sourcing option, not observed switching or a numerical channel allocation.
    - Evidence informing forecast-year allocation inputs; displayed values and growth are calculated: IngramSpark permits nonexclusive use of other printers, distributors and fulfillment providers when publishers own their ISBN. This establishes an alternative-sourcing option, not observed switching or a numerical channel allocation.
25. Packaging Printing & Production - Imago Group
    - Evidence informing base-year allocation inputs; displayed values and growth are calculated: The supplier identifies book slipcases, clamshell cases, tray-and-lid constructions and multicomponent publisher packaging. This supports the enclosure-production boundary and the limitation of a simple mailer-price proxy; it does not supply sales weights.
    - Evidence informing forecast-year allocation inputs; displayed values and growth are calculated: The supplier identifies book slipcases, clamshell cases, tray-and-lid constructions and multicomponent publisher packaging. This supports the enclosure-production boundary and the limitation of a simple mailer-price proxy; it does not supply sales weights.
26. Services - Bridgeport National Bindery
    - Evidence informing base-year allocation inputs; displayed values and growth are calculated: The short-run book-production portfolio separately lists shrink-wrapping and set packing. It establishes commercial packing activity distinct from enclosure manufacture and binding, without measuring its revenue.
    - Evidence informing forecast-year allocation inputs; displayed values and growth are calculated: The short-run book-production portfolio separately lists shrink-wrapping and set packing. It establishes commercial packing activity distinct from enclosure manufacture and binding, without measuring its revenue.
27. Terms and Conditions - CPI Print Germany
    - Evidence informing base-year allocation inputs; displayed values and growth are calculated: Published terms distinguish ex-works production prices from packaging, freight and postage and reserve specified input-cost adjustment rights. They support comparable-scope valuation but do not establish realized inflation.
    - Evidence informing forecast-year allocation inputs; displayed values and growth are calculated: Published terms distinguish ex-works production prices from packaging, freight and postage and reserve specified input-cost adjustment rights. They support comparable-scope valuation but do not establish realized inflation.
    - Evidence informing base-year allocation inputs; displayed values and growth are calculated: Separate treatment of forwarding and storage responsibilities supports the eligible production-linked service boundary; contractual rights do not prove the assumed future fee-growth rate.
    - Evidence informing forecast-year allocation inputs; displayed values and growth are calculated: Separate treatment of forwarding and storage responsibilities supports the eligible production-linked service boundary; contractual rights do not prove the assumed future fee-growth rate.

28. ONIX Codelists Issue 75 - List 150: Product Form
    - Evidence informing base-year allocation inputs; displayed values and growth are calculated: BB identifies hardback/cased books.
    - Evidence informing forecast-year allocation inputs; displayed values and growth are calculated: BB identifies hardback/cased books.
    - Evidence informing base-year allocation inputs; displayed values and growth are calculated: BC identifies paperback/softback books.
    - Evidence informing forecast-year allocation inputs; displayed values and growth are calculated: BC identifies paperback/softback books.
    - Evidence informing base-year allocation inputs; displayed values and growth are calculated: BH distinguishes board-page books from conventional books with rigid covers.
    - Evidence informing forecast-year allocation inputs; displayed values and growth are calculated: BH distinguishes board-page books from conventional books with rigid covers.
    - Evidence informing base-year allocation inputs; displayed values and growth are calculated: BE groups spiral, comb and coil forms.
    - Evidence informing forecast-year allocation inputs; displayed values and growth are calculated: BE groups spiral, comb and coil forms.
    - Evidence informing base-year allocation inputs; displayed values and growth are calculated: BD identifies loose-leaf books.
    - Evidence informing forecast-year allocation inputs; displayed values and growth are calculated: BD identifies loose-leaf books.
    - Evidence informing base-year allocation inputs; displayed values and growth are calculated: BF includes stapled short books; nonbook uses are excluded from the model.
    - Evidence informing forecast-year allocation inputs; displayed values and growth are calculated: BF includes stapled short books; nonbook uses are excluded from the model.
    - Evidence informing base-year allocation inputs; displayed values and growth are calculated: BL recognizes slide-bound books without measuring current sales.
    - Evidence informing forecast-year allocation inputs; displayed values and growth are calculated: BL recognizes slide-bound books without measuring current sales.
    - Evidence informing base-year allocation inputs; displayed values and growth are calculated: BO recognizes continuous concertina-fold books; nonbook charts are excluded.
    - Evidence informing forecast-year allocation inputs; displayed values and growth are calculated: BO recognizes continuous concertina-fold books; nonbook charts are excluded.
    - Evidence informing base-year allocation inputs; displayed values and growth are calculated: BI identifies textile-page books, not cloth-covered paper books.
    - Evidence informing forecast-year allocation inputs; displayed values and growth are calculated: BI identifies textile-page books, not cloth-covered paper books.
    - Evidence informing base-year allocation inputs; displayed values and growth are calculated: BJ identifies waterproof bath-book forms.
    - Evidence informing forecast-year allocation inputs; displayed values and growth are calculated: BJ identifies waterproof bath-book forms.
    - Evidence informing base-year allocation inputs; displayed values and growth are calculated: BP identifies foam-page and foam-cover books.
    - Evidence informing forecast-year allocation inputs; displayed values and growth are calculated: BP identifies foam-page and foam-cover books.

29. Thomson Reuters - Fourth-Quarter and Full-Year 2025 Results
    - Evidence informing base-year allocation inputs; displayed values and growth are calculated: Global Print revenue and contraction constrain professional-print scale and substitution direction; content receipts are not treated as loose-leaf service revenue.
    - Evidence informing forecast-year allocation inputs; displayed values and growth are calculated: Global Print revenue and contraction constrain professional-print scale and substitution direction; content receipts are not treated as loose-leaf service revenue.
30. Lulu - Discontinuing Saddle Stitch in Global Distribution
    - Evidence informing base-year allocation inputs; displayed values and growth are calculated: Provider-specific wholesale distribution restrictions establish a channel constraint, not a global sales weight or measured forecast decline.
    - Evidence informing forecast-year allocation inputs; displayed values and growth are calculated: Provider-specific wholesale distribution restrictions establish a channel constraint, not a global sales weight or measured forecast decline.
31. MAGACOPY Sofia - Copying and Printing Prices
    - Evidence informing base-year allocation inputs; displayed values and growth are calculated: A current EUR xx.xx binding-only charge establishes a live commercial service and a price-scope comparison; full-book USD receipts and incidence remain assumed.
    - Evidence informing forecast-year allocation inputs; displayed values and growth are calculated: A current EUR xx.xx binding-only charge establishes a live commercial service and a price-scope comparison; full-book USD receipts and incidence remain assumed.
32. Imago Group - Spotlight on Children's Books for National Young Readers Week
    - Evidence informing base-year allocation inputs; displayed values and growth are calculated: The company's children's portfolio supports board-book commercial classification, not order volumes.
    - Evidence informing forecast-year allocation inputs; displayed values and growth are calculated: The company's children's portfolio supports board-book commercial classification, not order volumes.
    - Evidence informing base-year allocation inputs; displayed values and growth are calculated: Cloth-book offerings support the textile-page category premise, not its modeled incidence.
    - Evidence informing forecast-year allocation inputs; displayed values and growth are calculated: Cloth-book offerings support the textile-page category premise, not its modeled incidence.
    - Evidence informing base-year allocation inputs; displayed values and growth are calculated: Bath-book offerings support a separate commercial category; sales and service receipts are undisclosed.
    - Evidence informing forecast-year allocation inputs; displayed values and growth are calculated: Bath-book offerings support a separate commercial category; sales and service receipts are undisclosed.
33. Pegasus - My First Book of Shapes: EVA Foam Book
    - Evidence informing base-year allocation inputs; displayed values and growth are calculated: The dated 2025 product identifies foam pages and supports commercial-status and classification checks, not global volume or supplier realization.
    - Evidence informing forecast-year allocation inputs; displayed values and growth are calculated: The dated 2025 product identifies foam pages and supports commercial-status and classification checks, not global volume or supplier realization.

34. U.S. Consumer Product Safety Commission - Children's Books
    - Evidence informing base-year allocation inputs; displayed values and growth are calculated: Product classification and intended audience affect commercial compliance accountability; no numerical surcharge is inferred.
    - Evidence informing forecast-year allocation inputs; displayed values and growth are calculated: Product classification and intended audience affect commercial compliance accountability; no numerical surcharge is inferred.
    - Evidence informing base-year allocation inputs; displayed values and growth are calculated: The exemption boundary supports separate classification rather than assumed conventional-book treatment.
    - Evidence informing forecast-year allocation inputs; displayed values and growth are calculated: The exemption boundary supports separate classification rather than assumed conventional-book treatment.
    - Evidence informing base-year allocation inputs; displayed values and growth are calculated: Compliance classification is retained as an uncertainty, not an exclusion or measured price premium.
    - Evidence informing forecast-year allocation inputs; displayed values and growth are calculated: Compliance classification is retained as an uncertainty, not an exclusion or measured price premium.
    - Evidence informing base-year allocation inputs; displayed values and growth are calculated: Specialty construction does not itself establish ordinary-book exemption eligibility or market inactivity.
    - Evidence informing forecast-year allocation inputs; displayed values and growth are calculated: Specialty construction does not itself establish ordinary-book exemption eligibility or market inactivity.
35. Puget Bindery - Services
    - Evidence informing base-year allocation inputs; displayed values and growth are calculated: The provider identifies training manuals and reference guides as mechanical-binding applications, supporting the commissioning premise without measuring sales incidence.
    - Evidence informing forecast-year allocation inputs; displayed values and growth are calculated: The provider identifies training manuals and reference guides as mechanical-binding applications, supporting the commissioning premise without measuring sales incidence.
    - Evidence informing base-year allocation inputs; displayed values and growth are calculated: Lists commercial letterpress book plates and specialty inserts, supporting a component-service model rather than attribution of the entire book price.
    - Evidence informing forecast-year allocation inputs; displayed values and growth are calculated: Lists commercial letterpress book plates and specialty inserts, supporting a component-service model rather than attribution of the entire book price.
    - Evidence informing base-year allocation inputs; displayed values and growth are calculated: The bindery identifies commercial printers, publishers and corporate print buyers as customers and excludes direct-to-consumer sales. This supports trade-purchasing attribution but supplies no sales percentage.
    - Evidence informing forecast-year allocation inputs; displayed values and growth are calculated: The bindery identifies commercial printers, publishers and corporate print buyers as customers and excludes direct-to-consumer sales. This supports trade-purchasing attribution but supplies no sales percentage.

36. ONIX Codelists Issue 75 - List 80: Product Packaging Type
    - Evidence informing base-year allocation inputs; displayed values and growth are calculated: Separates single-item and multivolume slipcases; supplies classification, not sales weights.
    - Evidence informing forecast-year allocation inputs; displayed values and growth are calculated: Separates single-item and multivolume slipcases; supplies classification, not sales weights.
    - Evidence informing base-year allocation inputs; displayed values and growth are calculated: Distinguishes lidded boxes from slipcase-style boxed sets.
    - Evidence informing forecast-year allocation inputs; displayed values and growth are calculated: Distinguishes lidded boxes from slipcase-style boxed sets.
    - Evidence informing base-year allocation inputs; displayed values and growth are calculated: Open-ended wraparound sleeves are distinct from enclosed wrapping.
    - Evidence informing forecast-year allocation inputs; displayed values and growth are calculated: Open-ended wraparound sleeves are distinct from enclosed wrapping.
    - Evidence informing base-year allocation inputs; displayed values and growth are calculated: Recognizes envelope-like slip-sleeves and wallets or folders.
    - Evidence informing forecast-year allocation inputs; displayed values and growth are calculated: Recognizes envelope-like slip-sleeves and wallets or folders.
    - Evidence informing base-year allocation inputs; displayed values and growth are calculated: Recognizes pouch and bag packaging independently.
    - Evidence informing forecast-year allocation inputs; displayed values and growth are calculated: Recognizes pouch and bag packaging independently.
    - Evidence informing base-year allocation inputs; displayed values and growth are calculated: Separately recognizes shrink-wrapped products and bundles.
    - Evidence informing forecast-year allocation inputs; displayed values and growth are calculated: Separately recognizes shrink-wrapped products and bundles.
    - Evidence informing base-year allocation inputs; displayed values and growth are calculated: Defines formed-plastic clamshells and card-backed blister packaging as distinct constructions.
    - Evidence informing forecast-year allocation inputs; displayed values and growth are calculated: Defines formed-plastic clamshells and card-backed blister packaging as distinct constructions.
    - Evidence informing base-year allocation inputs; displayed values and growth are calculated: Explicitly recognizes book browse-prevention closures.
    - Evidence informing forecast-year allocation inputs; displayed values and growth are calculated: Explicitly recognizes book browse-prevention closures.

37. U.S. Government Publishing Office - Program 827-S: Federal Aviation Administration Books, Contract Pricing and Specifications

- Evidence informing base-year allocation inputs; displayed values and growth are calculated: Historical evaluation quantities provide a container-heavy institutional purchasing counterexample, not global shipment shares.
- Evidence informing forecast-year allocation inputs; displayed values and growth are calculated: Historical evaluation quantities provide a container-heavy institutional purchasing counterexample, not global shipment shares.
- Evidence informing base-year allocation inputs; displayed values and growth are calculated: Separately identifies kraft-envelope packing within the book procurement.
- Evidence informing forecast-year allocation inputs; displayed values and growth are calculated: Separately identifies kraft-envelope packing within the book procurement.
- Evidence informing base-year allocation inputs; displayed values and growth are calculated: Identifies cushioned shipping bags as an eligible book-order enclosure.
- Evidence informing forecast-year allocation inputs; displayed values and growth are calculated: Identifies cushioned shipping bags as an eligible book-order enclosure.
- Evidence informing base-year allocation inputs; displayed values and growth are calculated: Includes wrapped shipping bundles as an alternative purchasing configuration.
- Evidence informing forecast-year allocation inputs; displayed values and growth are calculated: Includes wrapped shipping bundles as an alternative purchasing configuration.
- Evidence informing base-year allocation inputs; displayed values and growth are calculated: Requires packing and filler separately from the external enclosure.
- Evidence informing forecast-year allocation inputs; displayed values and growth are calculated: Requires packing and filler separately from the external enclosure.
- Evidence informing base-year allocation inputs; displayed values and growth are calculated: Identifies closure tape and securing straps independently of container construction.
- Evidence informing forecast-year allocation inputs; displayed values and growth are calculated: Identifies closure tape and securing straps independently of container construction.

38. U.S. Government Publishing Office - Print Order Form 2511 Instructions
    - Evidence informing base-year allocation inputs; displayed values and growth are calculated: Specifies paper-banded sets separately from shrink-wrapped sets.
    - Evidence informing forecast-year allocation inputs; displayed values and growth are calculated: Specifies paper-banded sets separately from shrink-wrapped sets.
    - Evidence informing base-year allocation inputs; displayed values and growth are calculated: Describes shrink-wrapped units nested within cartons, supporting component attribution.
    - Evidence informing forecast-year allocation inputs; displayed values and growth are calculated: Describes shrink-wrapped units nested within cartons, supporting component attribution.
    - Evidence informing base-year allocation inputs; displayed values and growth are calculated: Distinguishes internal packaging, container quantities and pallet requirements.
    - Evidence informing forecast-year allocation inputs; displayed values and growth are calculated: Distinguishes internal packaging, container quantities and pallet requirements.
    - Evidence informing base-year allocation inputs; displayed values and growth are calculated: The instructions distinguish nominated delivery addresses and warehouse receiving arrangements, supporting the receiving-point attribution premise, not an observed consolidated market share.
    - Evidence informing forecast-year allocation inputs; displayed values and growth are calculated: The instructions distinguish nominated delivery addresses and warehouse receiving arrangements, supporting the receiving-point attribution premise, not an observed consolidated market share.
    - Evidence informing base-year allocation inputs; displayed values and growth are calculated: Supplemental distribution lists accommodate multiple destinations, supporting the distinction between preallocated destination delivery and a single receiving-point handoff.
    - Evidence informing forecast-year allocation inputs; displayed values and growth are calculated: Supplemental distribution lists accommodate multiple destinations, supporting the distinction between preallocated destination delivery and a single receiving-point handoff.
    - Evidence informing base-year allocation inputs; displayed values and growth are calculated: GPO specifies black interior inks separately from cover inks, supporting the monochrome classification and underlying-book attribution premise, not its modeled sales weight. ([gpo.gov](https://www.gpo.gov/docs/default-source/forms-standards-pdf-files/2511_instructions.pdf))
    - Evidence informing forecast-year allocation inputs; displayed values and growth are calculated: GPO specifies black interior inks separately from cover inks, supporting the monochrome classification and underlying-book attribution premise, not its modeled sales weight. ([gpo.gov](https://www.gpo.gov/docs/default-source/forms-standards-pdf-files/2511_instructions.pdf))
    - Evidence informing base-year allocation inputs; displayed values and growth are calculated: Designated Pantone specifications are recognized for interior inks, supporting a separate spot-color commercial category without measuring its share. ([gpo.gov](https://www.gpo.gov/docs/default-source/forms-standards-pdf-files/2511_instructions.pdf))
    - Evidence informing forecast-year allocation inputs; displayed values and growth are calculated: Designated Pantone specifications are recognized for interior inks, supporting a separate spot-color commercial category without measuring its share. ([gpo.gov](https://www.gpo.gov/docs/default-source/forms-standards-pdf-files/2511_instructions.pdf))
    - Evidence informing base-year allocation inputs; displayed values and growth are calculated: Four-color process is identified as full color for interior pages; cover color is separately specified. This supports classification at both modeled anchors. ([gpo.gov](https://www.gpo.gov/docs/default-source/forms-standards-pdf-files/2511_instructions.pdf))
    - Evidence informing forecast-year allocation inputs; displayed values and growth are calculated: Four-color process is identified as full color for interior pages; cover color is separately specified. This supports classification at both modeled anchors. ([gpo.gov](https://www.gpo.gov/docs/default-source/forms-standards-pdf-files/2511_instructions.pdf))

39. GPOExpress Program Pricing Guide - November 2024
    - Evidence informing base-year allocation inputs; displayed values and growth are calculated: USD xx.xx hand folding provides a handling-cost comparison; the complete band realization remains modeled.
    - Evidence informing forecast-year allocation inputs; displayed values and growth are calculated: USD xx.xx hand folding provides a handling-cost comparison; the complete band realization remains modeled.
    - Evidence informing base-year allocation inputs; displayed values and growth are calculated: USD xx.xx per shrink wrap anchors a small-run comparison, not the assumed global realization.
    - Evidence informing forecast-year allocation inputs; displayed values and growth are calculated: USD xx.xx per shrink wrap anchors a small-run comparison, not the assumed global realization.
    - Evidence informing base-year allocation inputs; displayed values and growth are calculated: USD xx.xx auxiliary insertion supplies a handling-price comparison, not protective-material sales.
    - Evidence informing forecast-year allocation inputs; displayed values and growth are calculated: USD xx.xx auxiliary insertion supplies a handling-price comparison, not protective-material sales.
40. Hardcover Book Protection: Dust Jackets or Slipcases?
    - Evidence informing base-year allocation inputs; displayed values and growth are calculated: Own-product EXW slipcase prices of USD xx.xx, USD xx.xx and USD xx.xx at xx.xx xx.xx and xx.xx units constrain relative realizations.
    - Evidence informing forecast-year allocation inputs; displayed values and growth are calculated: Own-product EXW slipcase prices of USD xx.xx, USD xx.xx and USD xx.xx at xx.xx xx.xx and xx.xx units constrain relative realizations.
41. Book Printing Cost in China: How Printing Prices Are Calculated
    - Evidence informing base-year allocation inputs; displayed values and growth are calculated: Approximately USD xx.xx per export carton including basic packing materials constrains the bulk-package budget; the container allocation is modeled.
    - Evidence informing forecast-year allocation inputs; displayed values and growth are calculated: Approximately USD xx.xx per export carton including basic packing materials constrains the bulk-package budget; the container allocation is modeled.
    - Evidence informing base-year allocation inputs; displayed values and growth are calculated: The inclusive carton quotation constrains combined spending; its cushioning split is assumed.
    - Evidence informing forecast-year allocation inputs; displayed values and growth are calculated: The inclusive carton quotation constrains combined spending; its cushioning split is assumed.
    - Evidence informing base-year allocation inputs; displayed values and growth are calculated: The inclusive carton quotation constrains combined spending; its closure split is assumed.
    - Evidence informing forecast-year allocation inputs; displayed values and growth are calculated: The inclusive carton quotation constrains combined spending; its closure split is assumed.
42. Make Believe Ideas - Independent Retail Catalog 2025
    - Evidence informing base-year allocation inputs; displayed values and growth are calculated: The 2025 catalog identifies activity books with cover-mounted blisters, establishing book-specific participation but not packaging revenue or volume.
    - Evidence informing forecast-year allocation inputs; displayed values and growth are calculated: The 2025 catalog identifies activity books with cover-mounted blisters, establishing book-specific participation but not packaging revenue or volume.
43. Bookmobile - Request Book Printing Quotes the Right Way to Save Money
    - Evidence informing base-year allocation inputs; displayed values and growth are calculated: The printer's bookstore-oriented purchasing guidance cautions against universal shrink-wrap attachment.
    - Evidence informing forecast-year allocation inputs; displayed values and growth are calculated: The printer's bookstore-oriented purchasing guidance cautions against universal shrink-wrap attachment.

44. Digital Book Printing - Bookmobile
    - Evidence informing base-year allocation inputs; displayed values and growth are calculated: The current book-production portfolio separately offers poly bags, supporting commercial category participation rather than a sales weight.
    - Evidence informing forecast-year allocation inputs; displayed values and growth are calculated: The current book-production portfolio separately offers poly bags, supporting commercial category participation rather than a sales weight.
    - Evidence informing base-year allocation inputs; displayed values and growth are calculated: The current portfolio offers shrink-wrap independently of other finishing options.
    - Evidence informing forecast-year allocation inputs; displayed values and growth are calculated: The current portfolio offers shrink-wrap independently of other finishing options.
45. Sell Books on Shopify - Lulu
    - Evidence informing forecast-year allocation inputs; displayed values and growth are calculated: The offered storefront-to-print-and-ship route supports an accessible production-linked parcel channel, not assumed demand.
    - Evidence informing forecast-year allocation inputs; displayed values and growth are calculated: Direct fulfillment availability supports the parcel-use scenario without establishing envelope mix.
    - Evidence informing forecast-year allocation inputs; displayed values and growth are calculated: Direct fulfillment availability supports the parcel-use scenario without establishing bag mix.
46. European Commission - New EU Rules on Packaging Enter into Application
    - Evidence informing forecast-year allocation inputs; displayed values and growth are calculated: Regional packaging minimization supports a directional right-sizing premise, not a measured global box-price effect.
    - Evidence informing forecast-year allocation inputs; displayed values and growth are calculated: Waste-reduction requirements inform the bounded substitution scenario; they do not quantify band adoption.
    - Evidence informing forecast-year allocation inputs; displayed values and growth are calculated: Regional circularity requirements inform lower lightweight-bag exposure without implying a global book-bag ban.
    - Evidence informing forecast-year allocation inputs; displayed values and growth are calculated: Material substitution remains partly internal to the combined film-and-paper category.
    - Evidence informing forecast-year allocation inputs; displayed values and growth are calculated: Regional recyclability pressure informs the niche substitution scenario, not an observed blister-sales decline.
    - Evidence informing forecast-year allocation inputs; displayed values and growth are calculated: Empty-space reduction provides a directional premise for lower cushioning allowance per individual box.
47. Digital Printing - U.S. Government Publishing Office
    - Evidence informing base-year allocation inputs; displayed values and growth are calculated: Procurement examples allow offset or digital alternatives while restricting some digital variants, supporting an acceptance- and run-mix model rather than a universal quality ranking. This is a modeling premise, not an observed process share.
    - Evidence informing forecast-year allocation inputs; displayed values and growth are calculated: Procurement examples allow offset or digital alternatives while restricting some digital variants, supporting an acceptance- and run-mix model rather than a universal quality ranking. This is a modeling premise, not an observed process share.
    - Evidence informing base-year allocation inputs; displayed values and growth are calculated: The purchasing guidance supports conditional digital substitution, not unrestricted interchangeability or an observed forecast allocation.
    - Evidence informing forecast-year allocation inputs; displayed values and growth are calculated: The purchasing guidance supports conditional digital substitution, not unrestricted interchangeability or an observed forecast allocation.

48. Clays demonstrate dedication to digital investment
    - Evidence informing base-year allocation inputs; displayed values and growth are calculated: Reports xx.xx books annually and xx.xx books of digital capacity in an older investment statement; this constrains scale but is not a 2025 realized output mix.
    - Evidence informing forecast-year allocation inputs; displayed values and growth are calculated: Reports xx.xx books annually and xx.xx books of digital capacity in an older investment statement; this constrains scale but is not a 2025 realized output mix.
    - Evidence informing base-year allocation inputs; displayed values and growth are calculated: The company's inkjet investment supports an existing book-production application and a conditional adoption premise, not a quantified global forecast.
    - Evidence informing forecast-year allocation inputs; displayed values and growth are calculated: The company's inkjet investment supports an existing book-production application and a conditional adoption premise, not a quantified global forecast.
    - Evidence informing base-year allocation inputs; displayed values and growth are calculated: The capacity/output comparison is a limited commercial check on continued conventional book production, not a direct offset revenue observation.
    - Evidence informing forecast-year allocation inputs; displayed values and growth are calculated: The capacity/output comparison is a limited commercial check on continued conventional book production, not a direct offset revenue observation.
49. ISO/TC 130 - Guidelines for Using Print Production Standards, Version 1.0, 2019
    - Evidence informing base-year allocation inputs; displayed values and growth are calculated: Distinguishes packaging use cases and printing processes, supporting allocation of gravure to book-associated components rather than the full value of a book.
    - Evidence informing forecast-year allocation inputs; displayed values and growth are calculated: Distinguishes packaging use cases and printing processes, supporting allocation of gravure to book-associated components rather than the full value of a book.
    - Evidence informing base-year allocation inputs; displayed values and growth are calculated: Identifies flexographic packaging applications; the book-specific spending budget and process coefficients remain modeled.
    - Evidence informing forecast-year allocation inputs; displayed values and growth are calculated: Identifies flexographic packaging applications; the book-specific spending budget and process coefficients remain modeled.
50. Premium Layflat Photo Books - PhotobookShop
    - Evidence informing base-year allocation inputs; displayed values and growth are calculated: Offers bound silver-halide photographic books and distinguishes them from digitally printed alternatives, supporting the model's separate photographic category rather than an observed sales weight.
    - Evidence informing forecast-year allocation inputs; displayed values and growth are calculated: Offers bound silver-halide photographic books and distinguishes them from digitally printed alternatives, supporting the model's separate photographic category rather than an observed sales weight.
51. The Cormac McCarthy Collection - The Folio Society
    - Evidence informing base-year allocation inputs; displayed values and growth are calculated: Documents screen-printed cloth covers on physical book editions, supporting component-level commercial attribution. It does not measure supplier component receipts or global uptake.
    - Evidence informing forecast-year allocation inputs; displayed values and growth are calculated: Documents screen-printed cloth covers on physical book editions, supporting component-level commercial attribution. It does not measure supplier component receipts or global uptake.

52. Risograph Digital Duplicator Order Form, 2026 - Minneapolis College of Art and Design
    - Evidence informing base-year allocation inputs; displayed values and growth are calculated: The 2026 institutional form recognizes Risograph book/booklet orders but excludes assembly. It supports a limited application boundary, not 2025 external commercial volume; internal institutional charges are excluded from the numerator.
    - Evidence informing forecast-year allocation inputs; displayed values and growth are calculated: The 2026 institutional form recognizes Risograph book/booklet orders but excludes assembly. It supports a limited application boundary, not 2025 external commercial volume; internal institutional charges are excluded from the numerator.
53. American Printing House - 2024 Annual Report
    - Evidence informing base-year allocation inputs; displayed values and growth are calculated: Fiscal 2024 product sales were USD xx.xx; braille publications represented xx.xx% of product sales; xx.xx braille volumes were produced. These inputs constrain an adjusted production-realization proxy, not a global market share.
    - Evidence informing base-year allocation inputs; displayed values and growth are calculated: The decline from xx.xx braille volumes in 2022 qualifies a uniform physical-demand growth assumption and informs the slower relative forecast activity weight.
    - Evidence informing forecast-year allocation inputs; displayed values and growth are calculated: Fiscal 2024 product sales were USD xx.xx; braille publications represented xx.xx% of product sales; xx.xx braille volumes were produced. These inputs constrain an adjusted production-realization proxy, not a global market share.
    - Evidence informing forecast-year allocation inputs; displayed values and growth are calculated: The decline from xx.xx braille volumes in 2022 qualifies a uniform physical-demand growth assumption and informs the slower relative forecast activity weight.
54. Kodak Moments Kiosk - Kodak Alaris
    - Evidence informing base-year allocation inputs; displayed values and growth are calculated: Advertises book-capable retail kiosk equipment and a photographic-printing portfolio. Used only as a commercial-route premise for the thermal working estimate, not as evidence of thermal book-service sales, utilization or the final share.
    - Evidence informing forecast-year allocation inputs; displayed values and growth are calculated: Advertises book-capable retail kiosk equipment and a photographic-printing portfolio. Used only as a commercial-route premise for the thermal working estimate, not as evidence of thermal book-service sales, utilization or the final share.
55. 二〇二一年全国新闻出版业基本情况
    - Evidence informing base-year allocation inputs; displayed values and growth are calculated: Official 2021 aggregate textbook output distinguishes school, tertiary and vocational/adult activity; historical volumes require value and global-scope adjustments.
    - Evidence informing forecast-year allocation inputs; displayed values and growth are calculated: Official 2021 aggregate textbook output distinguishes school, tertiary and vocational/adult activity; historical volumes require value and global-scope adjustments.
    - Evidence informing base-year allocation inputs; displayed values and growth are calculated: Secondary, primary and teaching-book aggregate sheet counts form the school activity weight.
    - Evidence informing forecast-year allocation inputs; displayed values and growth are calculated: Secondary, primary and teaching-book aggregate sheet counts form the school activity weight.
    - Evidence informing base-year allocation inputs; displayed values and growth are calculated: Tertiary textbook aggregate output supplies the higher-education activity input before an assumed relative-service-value adjustment.
    - Evidence informing forecast-year allocation inputs; displayed values and growth are calculated: Tertiary textbook aggregate output supplies the higher-education activity input before an assumed relative-service-value adjustment.
    - Evidence informing base-year allocation inputs; displayed values and growth are calculated: Vocational, adult and literacy textbook output supplies the corresponding historical activity input.
    - Evidence informing forecast-year allocation inputs; displayed values and growth are calculated: Vocational, adult and literacy textbook output supplies the corresponding historical activity input.

56. Music, printed or in manuscript imports by country, 2024 - World Integrated Trade Solution
    - Evidence informing base-year allocation inputs; displayed values and growth are calculated: Official HS xx.xx import observations constrain the music-publication value bridge; domestic supply, physical-book eligibility and the printing-service fraction remain modeled.
    - Evidence informing forecast-year allocation inputs; displayed values and growth are calculated: Official HS xx.xx import observations constrain the music-publication value bridge; domestic supply, physical-book eligibility and the printing-service fraction remain modeled.
57. Bloomsbury Publishing - 2024/25 Results Presentation
    - Evidence informing base-year allocation inputs; displayed values and growth are calculated: Separate Academic & Professional print, digital and rights/service receipts demonstrate the required physical-revenue boundary; company mix is not treated as global market share.
    - Evidence informing forecast-year allocation inputs; displayed values and growth are calculated: Separate Academic & Professional print, digital and rights/service receipts demonstrate the required physical-revenue boundary; company mix is not treated as global market share.
    - Evidence informing base-year allocation inputs; displayed values and growth are calculated: Observed physical academic publishing activity supports commercial applicability but does not verify the assumed global research/reference ratio.
    - Evidence informing forecast-year allocation inputs; displayed values and growth are calculated: Observed physical academic publishing activity supports commercial applicability but does not verify the assumed global research/reference ratio.
58. HDSB - RFSQ 26-013: Yearbook Software and Printing Services
    - Evidence informing base-year allocation inputs; displayed values and growth are calculated: The qualification notice establishes a commissioned yearbook scope including printing, binding and school delivery; it supplies no awarded value and is not used as a sales weight.
    - Evidence informing forecast-year allocation inputs; displayed values and growth are calculated: The qualification notice establishes a commissioned yearbook scope including printing, binding and school delivery; it supplies no awarded value and is not used as a sales weight.
    - Evidence informing base-year allocation inputs; displayed values and growth are calculated: The yearbook qualification notice restricts supply to prequalified vendors while permitting school bulk orders and individual ordering. It supports separating commissioning authority from ultimate payment, but discloses no fulfilled-order value.
    - Evidence informing forecast-year allocation inputs; displayed values and growth are calculated: The yearbook qualification notice restricts supply to prequalified vendors while permitting school bulk orders and individual ordering. It supports separating commissioning authority from ultimate payment, but discloses no fulfilled-order value.
    - Evidence informing base-year allocation inputs; displayed values and growth are calculated: The individual-ordering option establishes an attribution uncertainty relevant to the modeled household portion; it does not establish the assumed xx.xx% proportion.
    - Evidence informing forecast-year allocation inputs; displayed values and growth are calculated: The individual-ordering option establishes an attribution uncertainty relevant to the modeled household portion; it does not establish the assumed xx.xx% proportion.

59. U.S. Census Bureau - 2022 Economic Census, Books Printing Questionnaire MC-32312
    - Evidence informing base-year allocation inputs; displayed values and growth are calculated: The official printing questionnaire supports the distinction between textbook and general-book production; recognition is not treated as a revenue weight.
    - Evidence informing forecast-year allocation inputs; displayed values and growth are calculated: The official printing questionnaire supports the distinction between textbook and general-book production; recognition is not treated as a revenue weight.
    - Evidence informing base-year allocation inputs; displayed values and growth are calculated: Recognized coloring-book output supports treating recreational activity commissions separately from institutional textbooks according to purpose.
    - Evidence informing forecast-year allocation inputs; displayed values and growth are calculated: Recognized coloring-book output supports treating recreational activity commissions separately from institutional textbooks according to purpose.
60. Press Information Bureau - Department of School Education & Literacy, Year End Review 2024
    - Evidence informing base-year allocation inputs; displayed values and growth are calculated: The government review describes substantial NCERT physical-textbook activity, independently qualifying the physical-availability premise without establishing attributable supplier revenue.
    - Evidence informing forecast-year allocation inputs; displayed values and growth are calculated: The government review describes substantial NCERT physical-textbook activity, independently qualifying the physical-availability premise without establishing attributable supplier revenue.
61. 2022 North American Industry Classification System - United States
    - Evidence informing base-year allocation inputs; displayed values and growth are calculated: Dedicated book-publishing activity is separated from institutional primary activities and printing without publishing, constraining the Publishing Organizations numerator.
    - Evidence informing forecast-year allocation inputs; displayed values and growth are calculated: Dedicated book-publishing activity is separated from institutional primary activities and printing without publishing, constraining the Publishing Organizations numerator.
62. U.S. Census Bureau - Books Printing: 2002
    - Evidence informing base-year allocation inputs; displayed values and growth are calculated: Table xx.xx reports 2002 U.S. books-printing contract-work costs of USD xx.xx and shipments of USD xx.xx. Their ratio supplies a dated manufacturing-subcontract proxy, held constant within the forecast component.
    - Evidence informing forecast-year allocation inputs; displayed values and growth are calculated: Table xx.xx reports 2002 U.S. books-printing contract-work costs of USD xx.xx and shipments of USD xx.xx. Their ratio supplies a dated manufacturing-subcontract proxy, held constant within the forecast component.
    - Evidence informing base-year allocation inputs; displayed values and growth are calculated: The historical subcontract-cost input constrains the modeled transfer from publisher-origin commissioning to performing suppliers, without adding another gross contract value.
    - Evidence informing forecast-year allocation inputs; displayed values and growth are calculated: The historical subcontract-cost input constrains the modeled transfer from publisher-origin commissioning to performing suppliers, without adding another gross contract value.
63. Samfine Creation Holdings Group Limited - Form 20-F for the year ended December 31, 2025
    - Evidence informing base-year allocation inputs; displayed values and growth are calculated: The company reports USD xx.xx of 2025 book-product revenue and principally serves book traders that secure printing contracts and outsource production. This is a supplier-specific quantitative role check, not a Global allocation weight.
    - Evidence informing forecast-year allocation inputs; displayed values and growth are calculated: The company reports USD xx.xx of 2025 book-product revenue and principally serves book traders that secure printing contracts and outsource production. This is a supplier-specific quantitative role check, not a Global allocation weight.

64. Ministry of Education - NCERT and Amazon Letter of Engagement, October 7, 2024
    - Evidence informing base-year allocation inputs; displayed values and growth are calculated: The October xx.xx 2024 announcement targeted xx.xx NCERT books for academic 2025-xx.xx. This is a planned institutional activity anchor; realization, eligible receipts and subsequent growth are modeled separately.
    - Evidence informing forecast-year allocation inputs; displayed values and growth are calculated: The October xx.xx 2024 announcement targeted xx.xx NCERT books for academic 2025-xx.xx. This is a planned institutional activity anchor; realization, eligible receipts and subsequent growth are modeled separately.
65. Bangladesh e-GP - NCTB/TEXTBOOK/2025, Package GD.102_SEC_8.031
    - Evidence informing base-year allocation inputs; displayed values and growth are calculated: The government-funded procurement plan specifies xx.xx academic-2025 textbook copies and an estimated BDT xx.xx for printing, binding and supply. It constrains commercial order scale and local unit-budget plausibility, not realized annual revenue.
    - Evidence informing forecast-year allocation inputs; displayed values and growth are calculated: The government-funded procurement plan specifies xx.xx academic-2025 textbook copies and an estimated BDT xx.xx for printing, binding and supply. It constrains commercial order scale and local unit-budget plausibility, not realized annual revenue.
66. Students suffer as NCTB fails to deliver books - The Daily Star, January 17, 2025
    - Evidence informing base-year allocation inputs; displayed values and growth are calculated: The January xx.xx 2025 report corroborates the dated approximately xx.xx-copy textbook target and early-year delivery disruption. Target realization and supplier receipts remain modeled.
67. Secondary-level students: A new year without full set of books for many - The Daily Star, December 28, 2025
    - Evidence informing forecast-year allocation inputs; displayed values and growth are calculated: The December xx.xx 2025 report corroborates the approximately xx.xx-copy academic-2026 target and continued delivery slippage. It informs a normalization assumption, not an observed 2032 share.
68. Business Books - Print Professional, Custom Corporate Books | Blurb
    - Evidence informing base-year allocation inputs; displayed values and growth are calculated: The business-book offering includes organizational presentation and corporate-gift applications. It establishes an in-scope commissioning proposition, not the modeled global copy quantity or spending.
    - Evidence informing forecast-year allocation inputs; displayed values and growth are calculated: The business-book offering includes organizational presentation and corporate-gift applications. It establishes an in-scope commissioning proposition, not the modeled global copy quantity or spending.
69. How to Use Lulu to Support Your Nonprofit | Lulu
    - Evidence informing base-year allocation inputs; displayed values and growth are calculated: The platform permits an organization or charity to receive creator proceeds. This supports excluding beneficiary-only arrangements from nonprofit commissioning; it does not measure nonprofit printing purchases.
    - Evidence informing forecast-year allocation inputs; displayed values and growth are calculated: The platform permits an organization or charity to receive creator proceeds. This supports excluding beneficiary-only arrangements from nonprofit commissioning; it does not measure nonprofit printing purchases.

70. News Corp - Form 10-K for the fiscal year ended June 30, 2025
    - Evidence informing base-year allocation inputs; displayed values and growth are calculated: Fiscal 2025 consumer backlist revenue of xx.xx% and digital revenue of xx.xx% anchor the assumed physical-backlist bridge and its forecast starting model.
    - Evidence informing forecast-year allocation inputs; displayed values and growth are calculated: Fiscal 2025 consumer backlist revenue of xx.xx% and digital revenue of xx.xx% anchor the assumed physical-backlist bridge and its forecast starting model.
    - Evidence informing base-year allocation inputs; displayed values and growth are calculated: The disclosed backlist mix constrains recurring-title demand; its division into replenishment and POD remains modeled.
    - Evidence informing forecast-year allocation inputs; displayed values and growth are calculated: The disclosed backlist mix constrains recurring-title demand; its division into replenishment and POD remains modeled.
    - Evidence informing base-year allocation inputs; displayed values and growth are calculated: The complementary frontlist population supports the launch-stock cohort after physical-format adjustments.
    - Evidence informing forecast-year allocation inputs; displayed values and growth are calculated: The complementary frontlist population supports the launch-stock cohort after physical-format adjustments.
71. News Corp - Form 10-K for the fiscal year ended June 30, 2026
    - Evidence informing forecast-year allocation inputs; displayed values and growth are calculated: Fiscal 2026 backlist revenue of xx.xx% and digital revenue of xx.xx% lower the forecast physical-backlist proxy instead of assuming continued backlist expansion.
    - Evidence informing forecast-year allocation inputs; displayed values and growth are calculated: The updated catalog mix changes the forecast population available for repeat inventory releases.
    - Evidence informing forecast-year allocation inputs; displayed values and growth are calculated: The updated frontlist/backlist bridge changes the forecast planned-production weight; no 2032 share is disclosed.
72. How Do Lulu Direct Orders Work?
    - Evidence informing base-year allocation inputs; displayed values and growth are calculated: Lulu describes printing after customer purchase and distinguishes production from subsequent shipment, supporting recipient-order attribution rather than technology-based classification.
    - Evidence informing forecast-year allocation inputs; displayed values and growth are calculated: Lulu describes printing after customer purchase and distinguishes production from subsequent shipment, supporting recipient-order attribution rather than technology-based classification.
    - Evidence informing base-year allocation inputs; displayed values and growth are calculated: No minimum order and one-copy ordering establish commercial feasibility, not the number or value of single-copy releases.
    - Evidence informing forecast-year allocation inputs; displayed values and growth are calculated: No minimum order and one-copy ordering establish commercial feasibility, not the number or value of single-copy releases.
    - Evidence informing base-year allocation inputs; displayed values and growth are calculated: One POD offering accepts hundreds of copies, independently challenging a POD-equals-single-copy allocation.
    - Evidence informing forecast-year allocation inputs; displayed values and growth are calculated: One POD offering accepts hundreds of copies, independently challenging a POD-equals-single-copy allocation.
    - Evidence informing base-year allocation inputs; displayed values and growth are calculated: Orders can extend into thousands within the same offering; the production trigger therefore does not uniquely identify the working run band.
    - Evidence informing forecast-year allocation inputs; displayed values and growth are calculated: Orders can extend into thousands within the same offering; the production trigger therefore does not uniquely identify the working run band.

73. Supply Chain - Clays
    - Evidence informing base-year allocation inputs; displayed values and growth are calculated: Clays describes differentiated backlist arrangements and stock visibility, supporting a separate inventory-replenishment cohort without establishing its numerical prevalence.
    - Evidence informing forecast-year allocation inputs; displayed values and growth are calculated: Clays describes differentiated backlist arrangements and stock visibility, supporting a separate inventory-replenishment cohort without establishing its numerical prevalence.
    - Evidence informing base-year allocation inputs; displayed values and growth are calculated: New-title consolidation and predictable annual backlist demand support retaining planned inventory commitments; short-run printing is explicitly not necessarily POD.
    - Evidence informing forecast-year allocation inputs; displayed values and growth are calculated: New-title consolidation and predictable annual backlist demand support retaining planned inventory commitments; short-run printing is explicitly not necessarily POD.
    - Evidence informing base-year allocation inputs; displayed values and growth are calculated: Clays explicitly distinguishes short-run work from POD, supporting category separation rather than a technological proxy for value share.
    - Evidence informing forecast-year allocation inputs; displayed values and growth are calculated: Clays explicitly distinguishes short-run work from POD, supporting category separation rather than a technological proxy for value share.
74. Smart Backlist Management: When to Hold and When to Print-on-Demand
    - Evidence informing base-year allocation inputs; displayed values and growth are calculated: Sheridan describes low-volume titles moving to POD while other titles retain inventory, supporting differentiated release-policy assumptions rather than a uniform backlist-to-POD conversion.
    - Evidence informing forecast-year allocation inputs; displayed values and growth are calculated: Sheridan describes low-volume titles moving to POD while other titles retain inventory, supporting differentiated release-policy assumptions rather than a uniform backlist-to-POD conversion.
    - Evidence informing base-year allocation inputs; displayed values and growth are calculated: A disclosed customer example uses a stock threshold to trigger a 2,000-copy replenishment order. It establishes the commercial mechanism, not a market-wide share.
    - Evidence informing forecast-year allocation inputs; displayed values and growth are calculated: A disclosed customer example uses a stock threshold to trigger a 2,000-copy replenishment order. It establishes the commercial mechanism, not a market-wide share.

75. Shortage of NCERT textbooks - Rajya Sabha Unstarred Question No. 1941, December 17, 2025
    - Evidence informing base-year allocation inputs; displayed values and growth are calculated: Advance enrollment-based forecasting, academic-session readiness and a fiscal 2025-xx.xx plan for approximately xx.xx textbooks support a substantial calendar-driven stock cohort. The target is not realized production.
    - Evidence informing forecast-year allocation inputs; displayed values and growth are calculated: Advance enrollment-based forecasting, academic-session readiness and a fiscal 2025-xx.xx plan for approximately xx.xx textbooks support a substantial calendar-driven stock cohort. The target is not realized production.
    - Evidence informing base-year allocation inputs; displayed values and growth are calculated: Phased supply and inventory monitoring support distinguishing ongoing availability obligations from individual-recipient POD, without quantifying replenishment's global prevalence.
    - Evidence informing forecast-year allocation inputs; displayed values and growth are calculated: Phased supply and inventory monitoring support distinguishing ongoing availability obligations from individual-recipient POD, without quantifying replenishment's global prevalence.
    - Evidence informing base-year allocation inputs; displayed values and growth are calculated: The official answer distinguishes printer empanelment from approximately xx.xx distribution vendors and describes planned fiscal 2025-xx.xx printing of approximately xx.xx textbooks. It supports commissioning-versus-distribution separation, not a realized monetary channel split.
    - Evidence informing forecast-year allocation inputs; displayed values and growth are calculated: The official answer distinguishes printer empanelment from approximately xx.xx distribution vendors and describes planned fiscal 2025-xx.xx printing of approximately xx.xx textbooks. It supports commissioning-versus-distribution separation, not a realized monetary channel split.
    - Evidence informing base-year allocation inputs; displayed values and growth are calculated: Phased textbook supply supports treating annual institutional quantities separately from production batches; it does not disclose the medium-run allocation.
    - Evidence informing forecast-year allocation inputs; displayed values and growth are calculated: Phased textbook supply supports treating annual institutional quantities separately from production batches; it does not disclose the medium-run allocation.
    - Evidence informing base-year allocation inputs; displayed values and growth are calculated: The December xx.xx 2025 answer identifies a xx.xx-million-copy FY2025-xx.xx printing decision versus approximately xx.xx in recent years, a counterforce to assuming rapid long-run disappearance. Planned copies are not realized service revenue.
    - Evidence informing forecast-year allocation inputs; displayed values and growth are calculated: The December xx.xx 2025 answer identifies a xx.xx-million-copy FY2025-xx.xx printing decision versus approximately xx.xx in recent years, a counterforce to assuming rapid long-run disappearance. Planned copies are not realized service revenue.
76. Fulfillment Fee - Lulu Direct
    - Evidence informing base-year allocation inputs; displayed values and growth are calculated: The September 2026 schedule lists USD xx.xx per order regardless of item count, supporting an order-frequency effect on associated-service value. It does not verify the assumed historical or forecast multiplier.
    - Evidence informing forecast-year allocation inputs; displayed values and growth are calculated: The September 2026 schedule lists USD xx.xx per order regardless of item count, supporting an order-frequency effect on associated-service value. It does not verify the assumed historical or forecast multiplier.

77. InnerWorkings, Inc. - Form 10-K for the year ended December 31, 2019
    - Evidence informing base-year allocation inputs; displayed values and growth are calculated: The 2019 filing reports USD xx.xx gross profit on USD xx.xx revenue and describes purchased-product and direct-service costs. Historical reported margins constrain the modeled xx.xx% retained-fee ratio; they do not directly measure book-channel share.
    - Evidence informing forecast-year allocation inputs; displayed values and growth are calculated: The 2019 filing reports USD xx.xx gross profit on USD xx.xx revenue and describes purchased-product and direct-service costs. Historical reported margins constrain the modeled xx.xx% retained-fee ratio; they do not directly measure book-channel share.
    - Evidence informing base-year allocation inputs; displayed values and growth are calculated: The procurement-service margin comparison supports the fee-to-managed-spending bridge underlying the direct-channel complement. Carrying the normalized ratio into 2032 is explicitly a forecast assumption.
    - Evidence informing forecast-year allocation inputs; displayed values and growth are calculated: The procurement-service margin comparison supports the fee-to-managed-spending bridge underlying the direct-channel complement. Carrying the normalized ratio into 2032 is explicitly a forecast assumption.
78. Simplified Purchase Agreement - U.S. Government Publishing Office
    - Evidence informing base-year allocation inputs; displayed values and growth are calculated: SPA permits agency awards directly to certified vendors for purchases up to USD xx.xx while GPO pays vendors and invoices agencies. This supports classifying by the contracting relationship rather than the invoice payer, not a numerical global weight.
    - Evidence informing forecast-year allocation inputs; displayed values and growth are calculated: SPA permits agency awards directly to certified vendors for purchases up to USD xx.xx while GPO pays vendors and invoices agencies. This supports classifying by the contracting relationship rather than the invoice payer, not a numerical global weight.
79. Global Print Services | China, Europe, SE Asia, USA & India
    - Evidence informing base-year allocation inputs; displayed values and growth are calculated: Imago describes sourcing suppliers and coordinating multiple manufacturers for book-related projects. Its cumulative customer relationships establish the offered intermediary role but are not annual revenue or allocation weights.
    - Evidence informing forecast-year allocation inputs; displayed values and growth are calculated: Imago describes sourcing suppliers and coordinating multiple manufacturers for book-related projects. Its cumulative customer relationships establish the offered intermediary role but are not annual revenue or allocation weights.
80. Lion Rock Group Limited - Annual Report 2025
    - Evidence informing base-year allocation inputs; displayed values and growth are calculated: Own-business 2025 turnover changes of minus xx.xx% for APOL and minus xx.xx% for Regent challenge uniform intermediary growth; Regent's non-book focus limits its relevance. These observations support avoiding an additional adoption uplift.
    - Evidence informing forecast-year allocation inputs; displayed values and growth are calculated: Own-business 2025 turnover changes of minus xx.xx% for APOL and minus xx.xx% for Regent challenge uniform intermediary growth; Regent's non-book focus limits its relevance. These observations support avoiding an additional adoption uplift.
    - Evidence informing base-year allocation inputs; displayed values and growth are calculated: Manufacturing turnover changes of minus xx.xx% at xx.xx Printing and plus xx.xx% at Papercraft demonstrate differing supplier trajectories rather than a simple common channel-growth pattern; these are not direct-contracting market shares.
    - Evidence informing forecast-year allocation inputs; displayed values and growth are calculated: Manufacturing turnover changes of minus xx.xx% at xx.xx Printing and plus xx.xx% at Papercraft demonstrate differing supplier trajectories rather than a simple common channel-growth pattern; these are not direct-contracting market shares.

81. Imprint Digital - Book Printing Prices UK

- Evidence informing base-year allocation inputs; displayed values and growth are calculated: The inspected schedule quotes GBP xx.xx at xx.xx copies for one paperback specification, supporting a relative-price input, not a historical global realization.
- Evidence informing forecast-year allocation inputs; displayed values and growth are calculated: The inspected schedule quotes GBP xx.xx at xx.xx copies for one paperback specification, supporting a relative-price input, not a historical global realization.
- Evidence informing base-year allocation inputs; displayed values and growth are calculated: GBP xx.xx at xx.xx copies supplies the medium-run reference index; format and delivery differences require separate treatment.
- Evidence informing forecast-year allocation inputs; displayed values and growth are calculated: GBP xx.xx at xx.xx copies supplies the medium-run reference index; format and delivery differences require separate treatment.
- Evidence informing base-year allocation inputs; displayed values and growth are calculated: The quantity-price curve anchors the reference from which the long-run discount is assumed; no long-run price or future share is disclosed.
- Evidence informing forecast-year allocation inputs; displayed values and growth are calculated: The quantity-price curve anchors the reference from which the long-run discount is assumed; no long-run price or future share is disclosed.

82. Print Options

- Evidence informing base-year allocation inputs; displayed values and growth are calculated: KDP distinguishes black-and-white from color records and locks ink type after publication. These platform-specific conditions qualify switching assumptions, not market weights. ([kdp.amazon.com](https://kdp.amazon.com/en_US/help/topic/G201834180))
- Evidence informing forecast-year allocation inputs; displayed values and growth are calculated: KDP distinguishes black-and-white from color records and locks ink type after publication. These platform-specific conditions qualify switching assumptions, not market weights. ([kdp.amazon.com](https://kdp.amazon.com/en_US/help/topic/G201834180))
- Evidence informing base-year allocation inputs; displayed values and growth are calculated: The displayed platform menu does not establish designated spot-color availability or sales; a general color option is not used as evidence of spot-color demand. ([kdp.amazon.com](https://kdp.amazon.com/en_US/help/topic/G201834180))
- Evidence informing forecast-year allocation inputs; displayed values and growth are calculated: The displayed platform menu does not establish designated spot-color availability or sales; a general color option is not used as evidence of spot-color demand. ([kdp.amazon.com](https://kdp.amazon.com/en_US/help/topic/G201834180))
- Evidence informing base-year allocation inputs; displayed values and growth are calculated: Standard color is unavailable for hardcover, but premium color is available. Both process-color tiers belong within the modeled Full-Color Interiors category. ([kdp.amazon.com](https://kdp.amazon.com/en_US/help/topic/G201834180))
- Evidence informing forecast-year allocation inputs; displayed values and growth are calculated: Standard color is unavailable for hardcover, but premium color is available. Both process-color tiers belong within the modeled Full-Color Interiors category. ([kdp.amazon.com](https://kdp.amazon.com/en_US/help/topic/G201834180))

83. Synthèse des chiffres de l'édition jeunesse 2024-2025

- Evidence informing base-year allocation inputs; displayed values and growth are calculated: The primary French publishing survey reports a xx.xx% decline in illustrated early-childhood volumes and a xx.xx% decline in youth-fiction volumes in 2024. These differing outcomes challenge an aggressive universal color-growth assumption. ([sne.fr](https://www.sne.fr/actu/synthese-des-chiffres-de-ledition-jeunesse-2024-2025/))
- Evidence informing forecast-year allocation inputs; displayed values and growth are calculated: The primary French publishing survey reports a xx.xx% decline in illustrated early-childhood volumes and a xx.xx% decline in youth-fiction volumes in 2024. These differing outcomes challenge an aggressive universal color-growth assumption. ([sne.fr](https://www.sne.fr/actu/synthese-des-chiffres-de-ledition-jeunesse-2024-2025/))

20.10. Spain

Table 645. Spain Book Printing & Packaging Services Market Size, 2017-2040 (USD Million)

Country	2017	2024	2025	2026	2027	2032	2040	CAGR (%)
Spain	**xx.xx**	**xx.xx**	**xx.xx**	**xx.xx**	**xx.xx**	**xx.xx**	**xx.xx**	**xx.xx**

Table 646. Spain Book Printing & Packaging Services Market Size, by Service Offering, 2017-2040 (USD Million)

Service Offering	2017	2024	2025	2026	2027	2032	2040	CAGR (%)
Book Packaging Production	xx.xx	xx.xx	xx.xx	xx.xx	xx.xx	xx.xx	xx.xx	xx.xx
Book Packing & Kitting	xx.xx	xx.xx	xx.xx	xx.xx	xx.xx	xx.xx	xx.xx	xx.xx
Book Printing	xx.xx	xx.xx	xx.xx	xx.xx	xx.xx	xx.xx	xx.xx	xx.xx
Bookbinding & Finishing	xx.xx	xx.xx	xx.xx	xx.xx	xx.xx	xx.xx	xx.xx	xx.xx
Prepress Services	xx.xx	xx.xx	xx.xx	xx.xx	xx.xx	xx.xx	xx.xx	xx.xx
Print Production Management	xx.xx	xx.xx	xx.xx	xx.xx	xx.xx	xx.xx	xx.xx	xx.xx
Production-Linked Fulfillment	xx.xx	xx.xx	xx.xx	xx.xx	xx.xx	xx.xx	xx.xx	xx.xx
Total	**xx.xx**	**xx.xx**	**xx.xx**	**xx.xx**	**xx.xx**	**xx.xx**	**xx.xx**	**xx.xx**

Table 647. Spain Book Printing & Packaging Services Market Size, by Book Format, 2017-2040 (USD Million)

Book Format	2017	2024	2025	2026	2027	2032	2040	CAGR (%)
Accordion-Fold Books	xx.xx	xx.xx	xx.xx	xx.xx	xx.xx	xx.xx	xx.xx	xx.xx
Bath Books	xx.xx	xx.xx	xx.xx	xx.xx	xx.xx	xx.xx	xx.xx	xx.xx
Board Books	xx.xx	xx.xx	xx.xx	xx.xx	xx.xx	xx.xx	xx.xx	xx.xx
Foam Books	xx.xx	xx.xx	xx.xx	xx.xx	xx.xx	xx.xx	xx.xx	xx.xx
Hardcover Books	xx.xx	xx.xx	xx.xx	xx.xx	xx.xx	xx.xx	xx.xx	xx.xx
Loose-Leaf Books	xx.xx	xx.xx	xx.xx	xx.xx	xx.xx	xx.xx	xx.xx	xx.xx
Paperback & Softcover Books	xx.xx	xx.xx	xx.xx	xx.xx	xx.xx	xx.xx	xx.xx	xx.xx
Saddle-Stitched Booklets	xx.xx	xx.xx	xx.xx	xx.xx	xx.xx	xx.xx	xx.xx	xx.xx
Slide-Bound Books	xx.xx	xx.xx	xx.xx	xx.xx	xx.xx	xx.xx	xx.xx	xx.xx
Textile Books	xx.xx	xx.xx	xx.xx	xx.xx	xx.xx	xx.xx	xx.xx	xx.xx
Wire, Coil & Comb-Bound Books	xx.xx	xx.xx	xx.xx	xx.xx	xx.xx	xx.xx	xx.xx	xx.xx
Total	**xx.xx**	**xx.xx**	**xx.xx**	**xx.xx**	**xx.xx**	**xx.xx**	**xx.xx**	**xx.xx**

Table 648. Spain Book Printing & Packaging Services Market Size, by Packaging Format, 2017-2040 (USD Million)

Packaging Format	2017	2024	2025	2026	2027	2032	2040	CAGR (%)
Bags & Pouches	xx.xx	xx.xx	xx.xx	xx.xx	xx.xx	xx.xx	xx.xx	xx.xx
Blister & Clamshell Packs	xx.xx	xx.xx	xx.xx	xx.xx	xx.xx	xx.xx	xx.xx	xx.xx
Boxes & Lidded Cases	xx.xx	xx.xx	xx.xx	xx.xx	xx.xx	xx.xx	xx.xx	xx.xx
Envelopes, Wallets & Folders	xx.xx	xx.xx	xx.xx	xx.xx	xx.xx	xx.xx	xx.xx	xx.xx
Film & Paper Wraps	xx.xx	xx.xx	xx.xx	xx.xx	xx.xx	xx.xx	xx.xx	xx.xx
Protective Inserts & Cushioning	xx.xx	xx.xx	xx.xx	xx.xx	xx.xx	xx.xx	xx.xx	xx.xx
Seals & Strapping	xx.xx	xx.xx	xx.xx	xx.xx	xx.xx	xx.xx	xx.xx	xx.xx
Sleeves & Wraparound Bands	xx.xx	xx.xx	xx.xx	xx.xx	xx.xx	xx.xx	xx.xx	xx.xx
Slipcases	xx.xx	xx.xx	xx.xx	xx.xx	xx.xx	xx.xx	xx.xx	xx.xx
Others	xx.xx	xx.xx	xx.xx	xx.xx	xx.xx	xx.xx	xx.xx	xx.xx
Total	**xx.xx**	**xx.xx**	**xx.xx**	**xx.xx**	**xx.xx**	**xx.xx**	**xx.xx**	**xx.xx**

Table 649. Spain Book Printing & Packaging Services Market Size, by Printing Technology, 2017-2040 (USD Million)

Printing Technology	2017	2024	2025	2026	2027	2032	2040	CAGR (%)
Braille Embossing	xx.xx	xx.xx	xx.xx	xx.xx	xx.xx	xx.xx	xx.xx	xx.xx
Digital Printing	xx.xx	xx.xx	xx.xx	xx.xx	xx.xx	xx.xx	xx.xx	xx.xx
Flexographic Printing	xx.xx	xx.xx	xx.xx	xx.xx	xx.xx	xx.xx	xx.xx	xx.xx
Gravure Printing	xx.xx	xx.xx	xx.xx	xx.xx	xx.xx	xx.xx	xx.xx	xx.xx
Letterpress Printing	xx.xx	xx.xx	xx.xx	xx.xx	xx.xx	xx.xx	xx.xx	xx.xx
Offset Lithography	xx.xx	xx.xx	xx.xx	xx.xx	xx.xx	xx.xx	xx.xx	xx.xx
Screen Printing	xx.xx	xx.xx	xx.xx	xx.xx	xx.xx	xx.xx	xx.xx	xx.xx
Silver-Halide Photographic Printing	xx.xx	xx.xx	xx.xx	xx.xx	xx.xx	xx.xx	xx.xx	xx.xx
Stencil Duplicator Printing	xx.xx	xx.xx	xx.xx	xx.xx	xx.xx	xx.xx	xx.xx	xx.xx
Others	xx.xx	xx.xx	xx.xx	xx.xx	xx.xx	xx.xx	xx.xx	xx.xx
Total	**xx.xx**	**xx.xx**	**xx.xx**	**xx.xx**	**xx.xx**	**xx.xx**	**xx.xx**	**xx.xx**

Table 650. Spain Book Printing & Packaging Services Market Size, by Offset Lithography, 2017-2040 (USD Million)

Offset Lithography	2017	2024	2025	2026	2027	2032	2040	CAGR (%)
Sheetfed Offset Printing	xx.xx	xx.xx	xx.xx	xx.xx	xx.xx	xx.xx	xx.xx	xx.xx
Web Offset Printing	xx.xx	xx.xx	xx.xx	xx.xx	xx.xx	xx.xx	xx.xx	xx.xx
Total	**xx.xx**	**xx.xx**	**xx.xx**	**xx.xx**	**xx.xx**	**xx.xx**	**xx.xx**	**xx.xx**

Table 651. Spain Book Printing & Packaging Services Market Size, by Digital Printing, 2017-2040 (USD Million)

Digital Printing	2017	2024	2025	2026	2027	2032	2040	CAGR (%)
Electrophotographic Printing	xx.xx	xx.xx	xx.xx	xx.xx	xx.xx	xx.xx	xx.xx	xx.xx
Inkjet Printing	xx.xx	xx.xx	xx.xx	xx.xx	xx.xx	xx.xx	xx.xx	xx.xx
Thermal Printing	xx.xx	xx.xx	xx.xx	xx.xx	xx.xx	xx.xx	xx.xx	xx.xx
Total	**xx.xx**	**xx.xx**	**xx.xx**	**xx.xx**	**xx.xx**	**xx.xx**	**xx.xx**	**xx.xx**

Table 652. Spain Book Printing & Packaging Services Market Size, by Publication Application, 2017-2040 (USD Million)

Publication Application	2017	2024	2025	2026	2027	2032	2040	CAGR (%)
Activity & Puzzle Books	xx.xx	xx.xx	xx.xx	xx.xx	xx.xx	xx.xx	xx.xx	xx.xx
Art & Photography Books	xx.xx	xx.xx	xx.xx	xx.xx	xx.xx	xx.xx	xx.xx	xx.xx
Commemorative & Personal Books	xx.xx	xx.xx	xx.xx	xx.xx	xx.xx	xx.xx	xx.xx	xx.xx
Educational & Training Books	xx.xx	xx.xx	xx.xx	xx.xx	xx.xx	xx.xx	xx.xx	xx.xx
General-Interest Books	xx.xx	xx.xx	xx.xx	xx.xx	xx.xx	xx.xx	xx.xx	xx.xx
Institutional & Corporate Books	xx.xx	xx.xx	xx.xx	xx.xx	xx.xx	xx.xx	xx.xx	xx.xx
Music Books & Scores	xx.xx	xx.xx	xx.xx	xx.xx	xx.xx	xx.xx	xx.xx	xx.xx
Religious & Devotional Books	xx.xx	xx.xx	xx.xx	xx.xx	xx.xx	xx.xx	xx.xx	xx.xx
Scholarly & Professional Books	xx.xx	xx.xx	xx.xx	xx.xx	xx.xx	xx.xx	xx.xx	xx.xx
Total	**xx.xx**	**xx.xx**	**xx.xx**	**xx.xx**	**xx.xx**	**xx.xx**	**xx.xx**	**xx.xx**

Table 653. Spain Book Printing & Packaging Services Market Size, by Educational & Training Books, 2017-2040 (USD Million)

Educational & Training Books	2017	2024	2025	2026	2027	2032	2040	CAGR (%)
Higher Education Textbooks	xx.xx	xx.xx	xx.xx	xx.xx	xx.xx	xx.xx	xx.xx	xx.xx
School Textbooks & Workbooks	xx.xx	xx.xx	xx.xx	xx.xx	xx.xx	xx.xx	xx.xx	xx.xx
Vocational & Continuing Education Books	xx.xx	xx.xx	xx.xx	xx.xx	xx.xx	xx.xx	xx.xx	xx.xx
Total	**xx.xx**	**xx.xx**	**xx.xx**	**xx.xx**	**xx.xx**	**xx.xx**	**xx.xx**	**xx.xx**

Table 654. Spain Book Printing & Packaging Services Market Size, by Commemorative & Personal Books, 2017-2040 (USD Million)

Commemorative & Personal Books	2017	2024	2025	2026	2027	2032	2040	CAGR (%)
Personal Photo & Memory Books	xx.xx	xx.xx	xx.xx	xx.xx	xx.xx	xx.xx	xx.xx	xx.xx
Yearbooks & Organizational Commemoratives	xx.xx	xx.xx	xx.xx	xx.xx	xx.xx	xx.xx	xx.xx	xx.xx
Total	**xx.xx**	**xx.xx**	**xx.xx**	**xx.xx**	**xx.xx**	**xx.xx**	**xx.xx**	**xx.xx**

Table 655. Spain Book Printing & Packaging Services Market Size, by Scholarly & Professional Books, 2017-2040 (USD Million)

Scholarly & Professional Books	2017	2024	2025	2026	2027	2032	2040	CAGR (%)
Professional & Technical Reference Books	xx.xx	xx.xx	xx.xx	xx.xx	xx.xx	xx.xx	xx.xx	xx.xx
Scholarly Research Books	xx.xx	xx.xx	xx.xx	xx.xx	xx.xx	xx.xx	xx.xx	xx.xx
Total	**xx.xx**	**xx.xx**	**xx.xx**	**xx.xx**	**xx.xx**	**xx.xx**	**xx.xx**	**xx.xx**

Table 656. Spain Book Printing & Packaging Services Market Size, by Buyer Type, 2017-2040 (USD Million)

Buyer Type	2017	2024	2025	2026	2027	2032	2040	CAGR (%)
Corporate & Commercial Buyers	xx.xx	xx.xx	xx.xx	xx.xx	xx.xx	xx.xx	xx.xx	xx.xx
Educational & Research Institutions	xx.xx	xx.xx	xx.xx	xx.xx	xx.xx	xx.xx	xx.xx	xx.xx
Government & Intergovernmental Bodies	xx.xx	xx.xx	xx.xx	xx.xx	xx.xx	xx.xx	xx.xx	xx.xx
Nonprofit & Membership Organizations	xx.xx	xx.xx	xx.xx	xx.xx	xx.xx	xx.xx	xx.xx	xx.xx
Print & Production Service Providers	xx.xx	xx.xx	xx.xx	xx.xx	xx.xx	xx.xx	xx.xx	xx.xx
Private Individuals & Households	xx.xx	xx.xx	xx.xx	xx.xx	xx.xx	xx.xx	xx.xx	xx.xx
Publishing Organizations	xx.xx	xx.xx	xx.xx	xx.xx	xx.xx	xx.xx	xx.xx	xx.xx
Self-Publishing Authors & Creators	xx.xx	xx.xx	xx.xx	xx.xx	xx.xx	xx.xx	xx.xx	xx.xx
Total	**xx.xx**	**xx.xx**	**xx.xx**	**xx.xx**	**xx.xx**	**xx.xx**	**xx.xx**	**xx.xx**

Table 657. Spain Book Printing & Packaging Services Market Size, by Production Model, 2017-2040 (USD Million)

Production Model	2017	2024	2025	2026	2027	2032	2040	CAGR (%)
Planned Stock Production	xx.xx	xx.xx	xx.xx	xx.xx	xx.xx	xx.xx	xx.xx	xx.xx
Print-on-Demand	xx.xx	xx.xx	xx.xx	xx.xx	xx.xx	xx.xx	xx.xx	xx.xx
Stock Replenishment	xx.xx	xx.xx	xx.xx	xx.xx	xx.xx	xx.xx	xx.xx	xx.xx
Total	**xx.xx**	**xx.xx**	**xx.xx**	**xx.xx**	**xx.xx**	**xx.xx**	**xx.xx**	**xx.xx**

Table 658. Spain Book Printing & Packaging Services Market Size, by Fulfillment Model, 2017-2040 (USD Million)

Fulfillment Model	2017	2024	2025	2026	2027	2032	2040	CAGR (%)
Consolidated Handoff	xx.xx	xx.xx	xx.xx	xx.xx	xx.xx	xx.xx	xx.xx	xx.xx
Distribution-List Delivery	xx.xx	xx.xx	xx.xx	xx.xx	xx.xx	xx.xx	xx.xx	xx.xx
Order-Level Fulfillment	xx.xx	xx.xx	xx.xx	xx.xx	xx.xx	xx.xx	xx.xx	xx.xx
Total	**xx.xx**	**xx.xx**	**xx.xx**	**xx.xx**	**xx.xx**	**xx.xx**	**xx.xx**	**xx.xx**

Table 659. Spain Book Printing & Packaging Services Market Size, by Procurement Channel, 2017-2040 (USD Million)

Procurement Channel	2017	2024	2025	2026	2027	2032	2040	CAGR (%)
Direct Provider Contracting	xx.xx	xx.xx	xx.xx	xx.xx	xx.xx	xx.xx	xx.xx	xx.xx
Intermediary-Led Contracting	xx.xx	xx.xx	xx.xx	xx.xx	xx.xx	xx.xx	xx.xx	xx.xx
Total	**xx.xx**	**xx.xx**	**xx.xx**	**xx.xx**	**xx.xx**	**xx.xx**	**xx.xx**	**xx.xx**

Table 660. Spain Book Printing & Packaging Services Market Size, by Print Run Length, 2017-2040 (USD Million)

Print Run Length	2017	2024	2025	2026	2027	2032	2040	CAGR (%)
Long Runs	xx.xx	xx.xx	xx.xx	xx.xx	xx.xx	xx.xx	xx.xx	xx.xx
Medium Runs	xx.xx	xx.xx	xx.xx	xx.xx	xx.xx	xx.xx	xx.xx	xx.xx
Short Runs	xx.xx	xx.xx	xx.xx	xx.xx	xx.xx	xx.xx	xx.xx	xx.xx
Single-Copy Runs	xx.xx	xx.xx	xx.xx	xx.xx	xx.xx	xx.xx	xx.xx	xx.xx
Total	**xx.xx**	**xx.xx**	**xx.xx**	**xx.xx**	**xx.xx**	**xx.xx**	**xx.xx**	**xx.xx**

Table 661. Spain Book Printing & Packaging Services Market Size, by Interior Color, 2017-2040 (USD Million)

Interior Color	2017	2024	2025	2026	2027	2032	2040	CAGR (%)
Black-and-White Interiors	xx.xx	xx.xx	xx.xx	xx.xx	xx.xx	xx.xx	xx.xx	xx.xx
Full-Color Interiors	xx.xx	xx.xx	xx.xx	xx.xx	xx.xx	xx.xx	xx.xx	xx.xx
Spot-Color Interiors	xx.xx	xx.xx	xx.xx	xx.xx	xx.xx	xx.xx	xx.xx	xx.xx
Total	**xx.xx**	**xx.xx**	**xx.xx**	**xx.xx**	**xx.xx**	**xx.xx**	**xx.xx**	**xx.xx**

Sources & Evidence

1. European Book Publishing Statistics 2024
   - Evidence informing the 2024 market-value input; displayed series and growth include calculations: European publishers reported approximately EUR xx.xx of net book-sales revenue in 2024. The disclosed ebook and audiobook proportions inform the modeled xx.xx% physical-book revenue proportion; publisher revenue is an input, not printing-service revenue.
   - Evidence informing the 2025 market-value input; displayed series and growth include calculations: The 2024 publisher-revenue and format observations provide the European demand input carried into the 2025 estimate.

2. The Global Publishing Industry in 2022

- Evidence informing the 2024 market-value input; displayed series and growth include calculations: Table xx.xx supplies country-level publishing revenues and identifies differences between retail-value, publisher-revenue, print-only and prior-year observations. Selected non-European country observations are adjusted for physical formats and period before estimating production spending.
- Evidence informing the 2025 market-value input; displayed series and growth include calculations: The selected country observations contribute to the demand pool underlying the 2025 working estimate. Nielsen retail datasets elsewhere in the publication are not used.
- Evidence informing base-year allocation inputs; displayed values and growth are calculated: Primary survey sector differences constrain the education-adjusted hardcover proxy.
- Evidence informing forecast-year allocation inputs; displayed values and growth are calculated: Primary survey sector differences constrain the education-adjusted hardcover proxy.
- Evidence informing base-year allocation inputs; displayed values and growth are calculated: Educational/trade differences qualify extrapolation of U.S. consumer-format revenue.
- Evidence informing forecast-year allocation inputs; displayed values and growth are calculated: Educational/trade differences qualify extrapolation of U.S. consumer-format revenue.
- Evidence informing base-year allocation inputs; displayed values and growth are calculated: USD xx.xx of surveyed children's publishing revenue anchors the modeled specialty demand pool, not supplier receipts.
- Evidence informing forecast-year allocation inputs; displayed values and growth are calculated: USD xx.xx of surveyed children's publishing revenue anchors the modeled specialty demand pool, not supplier receipts.
- Evidence informing base-year allocation inputs; displayed values and growth are calculated: Sector data constrain the commissioning-pool proxy; mechanical incidence remains assumed.
- Evidence informing forecast-year allocation inputs; displayed values and growth are calculated: Sector data constrain the commissioning-pool proxy; mechanical incidence remains assumed.
- Evidence informing base-year allocation inputs; displayed values and growth are calculated: Educational demand supplies a common economic anchor; loose-leaf incidence remains modeled.
- Evidence informing forecast-year allocation inputs; displayed values and growth are calculated: Educational demand supplies a common economic anchor; loose-leaf incidence remains modeled.
- Evidence informing base-year allocation inputs; displayed values and growth are calculated: Sector observations constrain the educational short-book commissioning pool.
- Evidence informing forecast-year allocation inputs; displayed values and growth are calculated: Sector observations constrain the educational short-book commissioning pool.
- Evidence informing base-year allocation inputs; displayed values and growth are calculated: The commissioning-pool anchor supports an explicit sparse-format incidence model.
- Evidence informing forecast-year allocation inputs; displayed values and growth are calculated: The commissioning-pool anchor supports an explicit sparse-format incidence model.
- Evidence informing base-year allocation inputs; displayed values and growth are calculated: Children's demand anchors the accordion working estimate, not observed accordion orders.
- Evidence informing forecast-year allocation inputs; displayed values and growth are calculated: Children's demand anchors the accordion working estimate, not observed accordion orders.
- Evidence informing base-year allocation inputs; displayed values and growth are calculated: Children's demand anchors assumed textile-book order incidence.
- Evidence informing forecast-year allocation inputs; displayed values and growth are calculated: Children's demand anchors assumed textile-book order incidence.
- Evidence informing base-year allocation inputs; displayed values and growth are calculated: Children's demand anchors assumed bath-book order incidence.
- Evidence informing forecast-year allocation inputs; displayed values and growth are calculated: Children's demand anchors assumed bath-book order incidence.
- Evidence informing base-year allocation inputs; displayed values and growth are calculated: Children's demand anchors assumed foam-book order incidence.
- Evidence informing forecast-year allocation inputs; displayed values and growth are calculated: Children's demand anchors assumed foam-book order incidence.
- Evidence informing base-year allocation inputs; displayed values and growth are calculated: The original publishing survey documents country-level trade/education revenue differences used to constrain the modeled physical-publishing mix; it does not directly measure service shares.
- Evidence informing forecast-year allocation inputs; displayed values and growth are calculated: The original publishing survey documents country-level trade/education revenue differences used to constrain the modeled physical-publishing mix; it does not directly measure service shares.

3. 2024 年新闻出版统计公报

- Evidence informing the 2024 market-value input; displayed series and growth include calculations: For 2024, the official table reports xx.xx book copies or sheets and CNY xx.xx of book-publishing revenue. These constrain the demand bridge and historical contraction, rather than directly measuring printing-service sales.
- Evidence informing the 2025 market-value input; displayed series and growth include calculations: The 2024 book-publishing observation supplies the Chinese demand primitive for the 2025 model.
- Evidence informing base-year allocation inputs; displayed values and growth are calculated: Official 2024 output of xx.xx copies/sheets constrains total modeled publisher activity; it does not disclose single-copy production.
- Evidence informing forecast-year allocation inputs; displayed values and growth are calculated: Official 2024 output of xx.xx copies/sheets constrains total modeled publisher activity; it does not disclose single-copy production.
- Evidence informing base-year allocation inputs; displayed values and growth are calculated: Aggregate copies and annual title output constrain the shared activity model, not an observed short-run share.
- Evidence informing forecast-year allocation inputs; displayed values and growth are calculated: Aggregate copies and annual title output constrain the shared activity model, not an observed short-run share.
- Evidence informing base-year allocation inputs; displayed values and growth are calculated: Aggregate production provides a scale check for the medium-run assumption; annual copies per title are not individual batches.
- Evidence informing forecast-year allocation inputs; displayed values and growth are calculated: Aggregate production provides a scale check for the medium-run assumption; annual copies per title are not individual batches.
- Evidence informing base-year allocation inputs; displayed values and growth are calculated: Approximately xx.xx annual copies per title constrain the long-run scenario without proving its batch mix or forecast.
- Evidence informing forecast-year allocation inputs; displayed values and growth are calculated: Approximately xx.xx annual copies per title constrain the long-run scenario without proving its batch mix or forecast.

4. Foreign Exchange Rates - G.5A Annual, January 5, 2026

- Evidence informing the 2024 market-value input; displayed series and growth include calculations: The official 2024 annual-average conversion inputs are USD xx.xx per EUR, CNY xx.xx per USD and CAD xx.xx per USD.
- Evidence informing the 2025 market-value input; displayed series and growth include calculations: The exchange-rate table establishes the conversion basis of the preceding-year demand inputs used in the 2025 estimate; subsequent effective-USD price assumptions are modeled separately.

5. Book publishing industry, 2024 - Statistics Canada
   - Evidence informing the 2024 market-value input; displayed series and growth include calculations: Canadian publishers reported CAD xx.xx of print sales outside the online category and CAD xx.xx of online print sales in 2024. Their sum, rather than total operating revenue, supplies the physical-book demand input.
   - Evidence informing the 2025 market-value input; displayed series and growth include calculations: Reported cost of goods sold of CAD xx.xx, up CAD xx.xx from 2022, supplies a cost-pressure cross-check, not a directly attributable printing-services total.
   - Evidence informing base-year allocation inputs; displayed values and growth are calculated: Canadian online versus other print-sales values constrain parcel exposure, with explicit value-to-unit and geographic limitations.
   - Evidence informing forecast-year allocation inputs; displayed values and growth are calculated: Canadian online versus other print-sales values constrain parcel exposure, with explicit value-to-unit and geographic limitations.
   - Evidence informing base-year allocation inputs; displayed values and growth are calculated: The print-channel value mix supplies a limited parcel-demand proxy, not observed envelope purchases.
   - Evidence informing forecast-year allocation inputs; displayed values and growth are calculated: The print-channel value mix supplies a limited parcel-demand proxy, not observed envelope purchases.
   - Evidence informing base-year allocation inputs; displayed values and growth are calculated: The print-channel value mix supplies a limited parcel-demand proxy, not observed bag purchases.
   - Evidence informing forecast-year allocation inputs; displayed values and growth are calculated: The print-channel value mix supplies a limited parcel-demand proxy, not observed bag purchases.
   - Evidence informing base-year allocation inputs; displayed values and growth are calculated: Modest observed online-print growth qualifies aggressive parcel-related wrapping assumptions.
   - Evidence informing forecast-year allocation inputs; displayed values and growth are calculated: Modest observed online-print growth qualifies aggressive parcel-related wrapping assumptions.
   - Evidence informing base-year allocation inputs; displayed values and growth are calculated: Channel activity constrains the modeled delivery-pack population requiring separate protection.
   - Evidence informing forecast-year allocation inputs; displayed values and growth are calculated: Channel activity constrains the modeled delivery-pack population requiring separate protection.
   - Evidence informing base-year allocation inputs; displayed values and growth are calculated: Channel activity constrains the modeled delivery-pack population requiring closures.
   - Evidence informing forecast-year allocation inputs; displayed values and growth are calculated: Channel activity constrains the modeled delivery-pack population requiring closures.
6. U.S. Census Bureau - Books Printing: Shipments, annual table
   - Evidence informing the 2017 market-value input; displayed series and growth include calculations: U.S. books-printing shipments were USD xx.xx in 2017; this is a national production anchor for the historical model.
   - Evidence informing the 2018 market-value input; displayed series and growth include calculations: U.S. books-printing shipments were USD xx.xx in 2018.
   - Evidence informing the 2019 market-value input; displayed series and growth include calculations: U.S. books-printing shipments were USD xx.xx in 2019.
   - Evidence informing the 2020 market-value input; displayed series and growth include calculations: U.S. books-printing shipments were USD xx.xx in 2020.
   - Evidence informing the 2021 market-value input; displayed series and growth include calculations: U.S. books-printing shipments were USD xx.xx in 2021.
   - Evidence informing the 2022 market-value input; displayed series and growth include calculations: U.S. books-printing shipments were USD xx.xx in 2022.
   - Evidence informing the 2024 market-value input; displayed series and growth include calculations: U.S. books-printing shipments were USD xx.xx in 2024. This national industrial measure is narrower than the composite global service boundary.

7. U.S. Census Bureau - Book Publishers, All Establishments: Revenue, annual table
   - Evidence informing the 2024 market-value input; displayed series and growth include calculations: The Census annual series reports USD xx.xx of U.S. book-publisher revenue for 2024. A modeled xx.xx% physical-book proportion excludes digital and other adjacent receipts.
   - Evidence informing the 2025 market-value input; displayed series and growth include calculations: The 2024 Census observation replaces an older survey-based U.S. revenue bridge in the demand pool underlying 2025.

8. Scholastic Corporation - Form 10-K for the year ended May 31, 2025

- Evidence informing the 2024 market-value input; displayed series and growth include calculations: Scholastic's fiscal 2024 product, service, production and inventory-reserve costs were xx.xx% of revenue; postage, freight, shipping, fulfillment and other costs were xx.xx%. These broad categories constrain, but do not directly establish, eligible outsourced-service spending.
- Evidence informing the 2025 market-value input; displayed series and growth include calculations: The corresponding fiscal 2025 proportions were xx.xx% and xx.xx%. Royalties and prepublication amortization are separately disclosed, allowing their exclusion from the service-market bridge.
- Evidence informing base-year allocation inputs; displayed values and growth are calculated: Fiscal-2025 product, service, production and inventory-reserve costs were xx.xx% of revenue. The broader cost category constrains the manufacturing spending boundary but does not directly disclose printing-service revenue.
- Evidence informing forecast-year allocation inputs; displayed values and growth are calculated: Fiscal-2025 product, service, production and inventory-reserve costs were xx.xx% of revenue. The broader cost category constrains the manufacturing spending boundary but does not directly disclose printing-service revenue.
- Evidence informing base-year allocation inputs; displayed values and growth are calculated: Prepublication amortization is disclosed separately from production costs, supporting exclusion of adjacent amortization rather than equating it with externally purchased prepress.
- Evidence informing forecast-year allocation inputs; displayed values and growth are calculated: Prepublication amortization is disclosed separately from production costs, supporting exclusion of adjacent amortization rather than equating it with externally purchased prepress.
- Evidence informing base-year allocation inputs; displayed values and growth are calculated: Postage, freight, shipping, fulfillment and other costs were xx.xx% of revenue in fiscal 2025 versus xx.xx% in fiscal 2024. This is a broad buyer-cost check, not an eligible outsourced-fulfillment share.
- Evidence informing forecast-year allocation inputs; displayed values and growth are calculated: Postage, freight, shipping, fulfillment and other costs were xx.xx% of revenue in fiscal 2025 versus xx.xx% in fiscal 2024. This is a broad buyer-cost check, not an eligible outsourced-fulfillment share.
- Evidence informing base-year allocation inputs; displayed values and growth are calculated: Outsourced manufacturing coexists with company-operated distribution. Fiscal-2025 production-related costs were xx.xx% of revenue, constraining the inherited spending bridge rather than directly measuring the assumed route fraction.
- Evidence informing forecast-year allocation inputs; displayed values and growth are calculated: Outsourced manufacturing coexists with company-operated distribution. Fiscal-2025 production-related costs were xx.xx% of revenue, constraining the inherited spending bridge rather than directly measuring the assumed route fraction.
- Evidence informing base-year allocation inputs; displayed values and growth are calculated: Book-club revenue was xx.xx% online-ordered and xx.xx% parent-ordered, while products typically went to classrooms. This challenges the use of online sales as a proxy for the external contractor's delivery model.
- Evidence informing forecast-year allocation inputs; displayed values and growth are calculated: Book-club revenue was xx.xx% online-ordered and xx.xx% parent-ordered, while products typically went to classrooms. This challenges the use of online sales as a proxy for the external contractor's delivery model.
- Evidence informing base-year allocation inputs; displayed values and growth are calculated: Direct printer-to-customer fulfillment is a disclosed option. Broader logistics/other costs were xx.xx% of revenue versus xx.xx% previously, providing a cost-boundary check but no global order-level share or service-price growth observation.
- Evidence informing forecast-year allocation inputs; displayed values and growth are calculated: Direct printer-to-customer fulfillment is a disclosed option. Broader logistics/other costs were xx.xx% of revenue versus xx.xx% previously, providing a cost-boundary check but no global order-level share or service-price growth observation.

9. CEWE achieves all targets in 2025 and aims to further increase revenue and earnings in 2026

- Evidence informing the 2025 market-value input; displayed series and growth include calculations: CEWE reported xx.xx CEWE PHOTOBOOK copies in 2025 versus xx.xx in 2024, supporting a positive specialty-book volume assumption without establishing global adoption.
- Evidence informing the 2026 market-value input; displayed series and growth include calculations: Observed 2025 photobook growth informs the specialty-demand assumption for 2026; the market value remains modeled.
- Evidence informing the 2032 market-value input; displayed series and growth include calculations: The observed specialty-book activity is a starting condition for the forecast, not independent proof of continued growth through 2032.
- Evidence informing the 2040 market-value input; displayed series and growth include calculations: The forecast explicitly slows specialty-demand growth after 2032; this source supplies the initial commercial observation, not the long-term growth rate.
- Evidence informing base-year allocation inputs; displayed values and growth are calculated: CEWE reports xx.xx photobooks in 2025 compared with xx.xx in 2024. This independently establishes specialty-book activity underlying the nonpublisher model, without establishing a global expansion factor.
- Evidence informing forecast-year allocation inputs; displayed values and growth are calculated: CEWE reports xx.xx photobooks in 2025 compared with xx.xx in 2024. This independently establishes specialty-book activity underlying the nonpublisher model, without establishing a global expansion factor.
- Evidence informing base-year allocation inputs; displayed values and growth are calculated: Observed photobook activity supports retaining premium specialty commissions in the manufacturing mix; the binding allocation and unchanged future cohort profile remain assumptions.
- Evidence informing forecast-year allocation inputs; displayed values and growth are calculated: Observed photobook activity supports retaining premium specialty commissions in the manufacturing mix; the binding allocation and unchanged future cohort profile remain assumptions.
- Evidence informing base-year allocation inputs; displayed values and growth are calculated: Reported photobook volumes constrain personal-book activity and the nonpublisher starting condition, not hardcover prevalence or future share.
- Evidence informing forecast-year allocation inputs; displayed values and growth are calculated: Reported photobook volumes constrain personal-book activity and the nonpublisher starting condition, not hardcover prevalence or future share.
- Evidence informing base-year allocation inputs; displayed values and growth are calculated: Photobook activity supports the separate personal-book commissioning block; its softcover fraction remains assumed.
- Evidence informing forecast-year allocation inputs; displayed values and growth are calculated: Photobook activity supports the separate personal-book commissioning block; its softcover fraction remains assumed.
- Evidence informing base-year allocation inputs; displayed values and growth are calculated: Reported photobook copies rose from xx.xx to xx.xx; the narrower 2026 target qualifies strong specialty-growth assumptions.
- Evidence informing forecast-year allocation inputs; displayed values and growth are calculated: Reported photobook copies rose from xx.xx to xx.xx; the narrower 2026 target qualifies strong specialty-growth assumptions.
- Evidence informing base-year allocation inputs; displayed values and growth are calculated: Specialty-book activity constrains the presentation-demand scenario but does not measure gift-box attachment.
- Evidence informing forecast-year allocation inputs; displayed values and growth are calculated: Specialty-book activity constrains the presentation-demand scenario but does not measure gift-box attachment.
- Evidence informing base-year allocation inputs; displayed values and growth are calculated: Reports xx.xx CEWE PHOTOBOOK units in 2025 versus xx.xx in 2024, constraining the specialty-book demand budget without establishing a global process split.
- Evidence informing forecast-year allocation inputs; displayed values and growth are calculated: Reports xx.xx CEWE PHOTOBOOK units in 2025 versus xx.xx in 2024, constraining the specialty-book demand budget without establishing a global process split.
- Evidence informing base-year allocation inputs; displayed values and growth are calculated: Observed photobook activity supports the common photographic-demand input; electrophotographic attribution remains an explicit assumption.
- Evidence informing forecast-year allocation inputs; displayed values and growth are calculated: Observed photobook activity supports the common photographic-demand input; electrophotographic attribution remains an explicit assumption.
- Evidence informing base-year allocation inputs; displayed values and growth are calculated: The photobook

10. Paperback Printing Cost - Kindle Direct Publishing

- Evidence informing the 2025 market-value input; displayed series and growth include calculations: The inspected U.S. paperback schedule charges USD xx.xx plus USD xx.xx per page for the specified regular-trim black-ink category. It provides a contemporary commercial price comparison for the assumed USD xx.xx self-publishing production receipt, not an observed historical price or volume.
- Evidence informing the 2026 market-value input; displayed series and growth include calculations: The schedule distinguishes printing charges from royalties and retail list prices, supporting the production-receipt boundary used in the estimate.
- Evidence informing base-year allocation inputs; displayed values and growth are calculated: The current U.S. regular-trim black-ink schedule uses USD xx.xx plus USD xx.xx per page for the relevant page band, yielding the USD xx.xx representative manufacturing comparator. It anchors relative weights, not an observed global 2025 price or future share.
- Evidence informing forecast-year allocation inputs; displayed values and growth are calculated: The current U.S. regular-trim black-ink schedule uses USD xx.xx plus USD xx.xx per page for the relevant page band, yielding the USD xx.xx representative manufacturing comparator. It anchors relative weights, not an observed global 2025 price or future share.
- Evidence informing base-year allocation inputs; displayed values and growth are calculated: The paperback manufacturing comparator supplies the baseline from which the modeled binding component and hardcover increment are separated.
- Evidence informing forecast-year allocation inputs; displayed values and growth are calculated: The paperback manufacturing comparator supplies the baseline from which the modeled binding component and hardcover increment are separated.
- Evidence informing base-year allocation inputs; displayed values and growth are calculated: The separately identified paperback printing charge constrains the self-publishing production-receipt model and its distinction from retail proceeds.
- Evidence informing forecast-year allocation inputs; displayed values and growth are calculated: The separately identified paperback printing charge constrains the self-publishing production-receipt model and its distinction from retail proceeds.
- Evidence informing base-year allocation inputs; displayed values and growth are calculated: The inspected U.S. regular-trim black-ink schedule charges USD xx.xx plus USD xx.xx per page. It is a contemporary production-charge comparison for the modeled USD xx.xx receipt, not an observed historical Global average.
- Evidence informing forecast-year allocation inputs; displayed values and growth are calculated: The inspected U.S. regular-trim black-ink schedule charges USD xx.xx plus USD xx.xx per page. It is a contemporary production-charge comparison for the modeled USD xx.xx receipt, not an observed historical Global average.
- Evidence informing base-year allocation inputs; displayed values and growth are calculated: The relevant current U.S. paperback printing schedule is USD xx.xx plus USD xx.xx per page, giving USD xx.xx at xx.xx pages. This is a commercial price comparison for creator-production receipts, not proof of 2025 realization, volume or fulfillment mix.
- Evidence informing forecast-year allocation inputs; displayed values and growth are calculated: The relevant current U.S. paperback printing schedule is USD xx.xx plus USD xx.xx per page, giving USD xx.xx at xx.xx pages. This is a commercial price comparison for creator-production receipts, not proof of 2025 realization, volume or fulfillment mix.
- Evidence informing base-year allocation inputs; displayed values and growth are calculated: The current U.S. regular-trim black-ink schedule of USD xx.xx plus USD xx.xx per page gives USD xx.xx at xx.xx pages, a magnitude check for modeled single-copy receipts. It establishes neither global volume nor historical or forecast share.
- Evidence informing forecast-year allocation inputs; displayed values and growth are calculated: The current U.S. regular-trim black-ink schedule of USD xx.xx plus USD xx.xx per page gives USD xx.xx at xx.xx pages, a magnitude check for modeled single-copy receipts. It establishes neither global volume nor historical or forecast share.
- Evidence informing base-year allocation inputs; displayed values and growth are calculated: The current U.S. regular-trim black-ink schedule charges USD xx.xx plus USD xx.xx per page, yielding USD xx.xx for xx.xx pages. This is a contemporary price comparator, not a historical global average. ([kdp.amazon.com](https://kdp.amazon.com/en_US/help/topic/G201834340))
- Evidence informing forecast-year allocation inputs; displayed values and growth are calculated: The current U.S. regular-trim black-ink schedule charges USD xx.xx plus USD xx.xx per page, yielding USD xx.xx for xx.xx pages. This is a contemporary price comparator, not a historical global average. ([kdp.amazon.com](https://kdp.amazon.com/en_US/help/topic/G201834340))
- Evidence informing base-year allocation inputs; displayed values and growth are calculated: The comparable standard and premium color charges calculate to USD xx.xx and USD xx.xx. They constrain relative

11. European Book Publishing Statistics 2017

- Evidence informing the 2017 market-value input; displayed series and growth include calculations: The association's primary survey reports approximately EUR xx.xx of European net publisher revenue for 2017, constraining the pre-pandemic demand level.

12. European Book Publishing Statistics 2019

- Evidence informing the 2018 market-value input; displayed series and growth include calculations: The association reports approximately EUR xx.xx of publisher revenue for 2018.
- Evidence informing the 2019 market-value input; displayed series and growth include calculations: The association reports approximately EUR xx.xx for 2019 and identifies a questionnaire change that limits exact comparability with earlier observations.

13. 2021 年新闻出版产业分析报告

- Evidence informing the 2020 market-value input; displayed series and growth include calculations: The official report's 2021 comparison identifies a substantial rebound from 2020, constraining the pandemic-recovery bridge.
- Evidence informing the 2021 market-value input; displayed series and growth include calculations: China reported xx.xx book copies or sheets in 2021, up xx.xx%; the report also distinguishes textbook output and reprints.
- Evidence informing base-year allocation inputs; displayed values and growth are calculated: China's official 2021 textbook share was xx.xx% of book copies. It supplies an older educational-activity proxy, not a monochrome share.
([nppa.gov.cn](https://www.nppa.gov.cn/xxgk/fdzdgknr/tjxx/xx.xx/P020230530667517704140.pdf))
- Evidence informing forecast-year allocation inputs; displayed values and growth are calculated: China's official 2021 textbook share was xx.xx% of book copies. It supplies an older educational-activity proxy, not a monochrome share.
([nppa.gov.cn](https://www.nppa.gov.cn/xxgk/fdzdgknr/tjxx/xx.xx/P020230530667517704140.pdf))
- Evidence informing base-year allocation inputs; displayed values and growth are calculated: The textbook copy proportion constrains educational exposure; comparable monetary intensity and spot-color incidence are modeled separately.
([nppa.gov.cn](https://www.nppa.gov.cn/xxgk/fdzdgknr/tjxx/xx.xx/P020230530667517704140.pdf))
- Evidence informing forecast-year allocation inputs; displayed values and growth are calculated: The textbook copy proportion constrains educational exposure; comparable monetary intensity and spot-color incidence are modeled separately.
([nppa.gov.cn](https://www.nppa.gov.cn/xxgk/fdzdgknr/tjxx/xx.xx/P020230530667517704140.pdf))
- Evidence informing base-year allocation inputs; displayed values and growth are calculated: The educational-activity observation contributes to the shared demand proxy carried into the full-color base and forecast models; no color split is reported.
([nppa.gov.cn](https://www.nppa.gov.cn/xxgk/fdzdgknr/tjxx/xx.xx/P020230530667517704140.pdf))
- Evidence informing forecast-year allocation inputs; displayed values and growth are calculated: The educational-activity observation contributes to the shared demand proxy carried into the full-color base and forecast models; no color split is reported.
([nppa.gov.cn](https://www.nppa.gov.cn/xxgk/fdzdgknr/tjxx/xx.xx/P020230530667517704140.pdf))

14. European Book Publishing Statistics 2023

- Evidence informing the 2022 market-value input; displayed series and growth include calculations: European net publisher revenue was approximately EUR xx.xx in 2022; the association describes paper-cost pressure and price-led growth.

15. Hardcover Printing Cost - Kindle Direct Publishing
    - Evidence informing base-year allocation inputs; displayed values and growth are calculated: The current U.S. regular-trim hardcover schedule uses USD xx.xx plus USD xx.xx per page in the relevant band. Comparison with paperback charges constrains the premium-equivalent manufacturing model.
    - Evidence informing forecast-year allocation inputs; displayed values and growth are calculated: The current U.S. regular-trim hardcover schedule uses USD xx.xx plus USD xx.xx per page in the relevant band. Comparison with paperback charges constrains the premium-equivalent manufacturing model.
    - Evidence informing base-year allocation inputs; displayed values and growth are calculated: The USD xx.xx fixed-charge difference supplies the POD premium input; the xx.xx% commercial-run realization and premium incidence are explicitly modeled rather than disclosed.
    - Evidence informing forecast-year allocation inputs; displayed values and growth are calculated: The USD xx.xx fixed-charge difference supplies the POD premium input; the xx.xx% commercial-run realization and premium incidence are explicitly modeled rather than disclosed.
16. User Fees - University of Wisconsin-Milwaukee Print & Copy Services
    - Evidence informing base-year allocation inputs; displayed values and growth are calculated: The university service schedule separately prices preflight/prepress preparation at USD xx.xx per hour, establishing a paid preparation activity rather than an automatic component of every printing-platform purchase.
    - Evidence informing forecast-year allocation inputs; displayed values and growth are calculated: The university service schedule separately prices preflight/prepress preparation at USD xx.xx per hour, establishing a paid preparation activity rather than an automatic component of every printing-platform purchase.
    - Evidence informing base-year allocation inputs; displayed values and growth are calculated: Perfect binding is listed at USD xx.xx-xx.xx per book. The lower endpoint is the model's basic-binding comparator, not a measured worldwide realization.
    - Evidence informing forecast-year allocation inputs; displayed values and growth are calculated: Perfect binding is listed at USD xx.xx-xx.xx per book. The lower endpoint is the model's basic-binding comparator, not a measured worldwide realization.

17. How Much Does It Cost to Print a Book? - QinPrinting
    - Evidence informing base-year allocation inputs; displayed values and growth are calculated: The supplier's delivered xx.xx-page, xx.xx-copy color-book examples list USD xx.xx for softcover and USD xx.xx for hardcover. They provide a commercial-run countercheck, with delivery and product differences preventing direct substitution.
    - Evidence informing forecast-year allocation inputs; displayed values and growth are calculated: The supplier's delivered xx.xx-page, xx.xx-copy color-book examples list USD xx.xx for softcover and USD xx.xx for hardcover. They provide a commercial-run countercheck, with delivery and product differences preventing direct substitution.
    - Evidence informing base-year allocation inputs; displayed values and growth are calculated: The smaller hardcover premium in this offset example qualifies extrapolation of the full POD hardcover increment into binding revenue.
    - Evidence informing forecast-year allocation inputs; displayed values and growth are calculated: The smaller hardcover premium in this offset example qualifies extrapolation of the full POD hardcover increment into binding revenue.
    - Evidence informing base-year allocation inputs; displayed values and growth are calculated: Comparable hardcover and softcover quotations constrain the assumed relative manufacturing realization after scope adjustments.
    - Evidence informing forecast-year allocation inputs; displayed values and growth are calculated: Comparable hardcover and softcover quotations constrain the assumed relative manufacturing realization after scope adjustments.
    - Evidence informing base-year allocation inputs; displayed values and growth are calculated: Softcover prices provide a commercial comparison, not a historical global average.
    - Evidence informing forecast-year allocation inputs; displayed values and growth are calculated: Softcover prices provide a commercial comparison, not a historical global average.
    - Evidence informing base-year allocation inputs; displayed values and growth are calculated: Board-book quotations constrain the assumed production receipt; delivery and duties require adjustment.
    - Evidence informing forecast-year allocation inputs; displayed values and growth are calculated: Board-book quotations constrain the assumed production receipt; delivery and duties require adjustment.
    - Evidence informing base-year allocation inputs; displayed values and growth are calculated: Mechanical-binding quotations constrain the unit-receipt assumption, not incidence.
    - Evidence informing forecast-year allocation inputs; displayed values and growth are calculated: Mechanical-binding quotations constrain the unit-receipt assumption, not incidence.
    - Evidence informing base-year allocation inputs; displayed values and growth are calculated: Short-booklet quotations constrain the lower realization used for eligible saddle-stitched books.
    - Evidence informing forecast-year allocation inputs; displayed values and growth are calculated: Short-booklet quotations constrain the lower realization used for eligible saddle-stitched books.
18. Book Wrap Mailers / Book Boxes - Packaging ONE
    - Evidence informing base-year allocation inputs; displayed values and growth are calculated: The manufacturer lists MP2 book mailers at GBP xx.xx each for xx.xx packs of xx.xx excluding VAT. The converted unit price supplies the packaging-creation value proxy, not a global average or a historical quote.
    - Evidence informing forecast-year allocation inputs; displayed values and growth are calculated: The manufacturer lists MP2 book mailers at GBP xx.xx each for xx.xx packs of xx.xx excluding VAT. The converted unit price supplies the packaging-creation value proxy, not a global average or a historical quote.
    - Evidence informing base-year allocation inputs; displayed values and growth are calculated: The enclosure price forms the other side of the creation-versus-packing ratio. One comparable enclosure per packing unit is an explicit activity-matching assumption.
    - Evidence informing forecast-year allocation inputs; displayed values and growth are calculated: The enclosure price forms the other side of the creation-versus-packing ratio. One comparable enclosure per packing unit is an explicit activity-matching assumption.

19. Foreign Exchange Rates - G.5A Annual, January 5, 2026
    - Evidence informing base-year allocation inputs; displayed values and growth are calculated: The official 2025 annual average is USD xx.xx per GBP. It converts the GBP packaging comparator into the common monetary basis used in the starting allocation.
    - Evidence informing forecast-year allocation inputs; displayed values and growth are calculated: The official 2025 annual average is USD xx.xx per GBP. It converts the GBP packaging comparator into the common monetary basis used in the starting allocation.
    - Evidence informing base-year allocation inputs; displayed values and growth are calculated: The same conversion supports the common-currency packaging/packing denominator inherited by the forecast; no 2032 exchange rate is asserted.
    - Evidence informing forecast-year allocation inputs; displayed values and growth are calculated: The same conversion supports the common-currency packaging/packing denominator inherited by the forecast; no 2032 exchange rate is asserted.
20. Optional Book Publishing Services - InstantPublisher
    - Evidence informing base-year allocation inputs; displayed values and growth are calculated: The provider lists layout/typesetting at USD xx.xx per page with a USD xx.xx minimum. This supports the preparation-spending feasibility check, with purchase incidence and copies per job remaining assumptions.
    - Evidence informing forecast-year allocation inputs; displayed values and growth are calculated: The provider lists layout/typesetting at USD xx.xx per page with a USD xx.xx minimum. This supports the preparation-spending feasibility check, with purchase incidence and copies per job remaining assumptions.
    - Evidence informing base-year allocation inputs; displayed values and growth are calculated: Individual shrink-wrapping is listed at USD xx.xx each plus USD xx.xx setup. Amortizing setup over an assumed xx.xx copies gives the USD xx.xx packing comparator.
    - Evidence informing forecast-year allocation inputs; displayed values and growth are calculated: Individual shrink-wrapping is listed at USD xx.xx each plus USD xx.xx setup. Amortizing setup over an assumed xx.xx copies gives the USD xx.xx packing comparator.
21. How Does Merchant Pricing Work for Ecommerce Stores? - Lulu Direct
    - Evidence informing base-year allocation inputs; displayed values and growth are calculated: The September 2026 merchant-pricing explanation identifies a USD xx.xx fulfillment fee and separates merchant retail receipts from payments for supplier production, shipping and taxes. The fee is a contemporary feasibility comparator, not verified 2025 penetration or a future charge.
    - Evidence informing forecast-year allocation inputs; displayed values and growth are calculated: The September 2026 merchant-pricing explanation identifies a USD xx.xx fulfillment fee and separates merchant retail receipts from payments for supplier production, shipping and taxes. The fee is a contemporary feasibility comparator, not verified 2025 penetration or a future charge.
    - Evidence informing base-year allocation inputs; displayed values and growth are calculated: Merchant retail receipts are separate from payments for printing and fulfillment. The current page lists a USD xx.xx fulfillment fee, with shipping and taxes separately calculated. This supports the service-value boundary, not a historical average fee or global order volume.
    - Evidence informing forecast-year allocation inputs; displayed values and growth are calculated: Merchant retail receipts are separate from payments for printing and fulfillment. The current page lists a USD xx.xx fulfillment fee, with shipping and taxes separately calculated. This supports the service-value boundary, not a historical average fee or global order volume.
    - Evidence informing base-year allocation inputs; displayed values and growth are calculated: Lulu identifies separate retail and production/fulfillment transactions and a USD xx.xx fulfillment fee. This supports excluding merchant retail margins from production-service value and avoiding automatic procurement-channel classification from the storefront.
    - Evidence informing forecast-year allocation inputs; displayed values and growth are calculated: Lulu identifies separate retail and production/fulfillment transactions and a USD xx.xx fulfillment fee. This supports excluding merchant retail margins from production-service value and avoiding automatic procurement-channel classification from the storefront.

22. AAP December 2025 StatShot Report

- Evidence informing base-year allocation inputs; displayed values and growth are calculated: The primary monthly reporting panel's full-year 2025 trade figures show paperback revenue down xx.xx%. This qualifies broad physical-book growth assumptions and supplies directional mix evidence only.
- Evidence informing forecast-year allocation inputs; displayed values and growth are calculated: The primary monthly reporting panel's full-year 2025 trade figures show paperback revenue down xx.xx%. This qualifies broad physical-book growth assumptions and supplies directional mix evidence only.
- Evidence informing base-year allocation inputs; displayed values and growth are calculated: The same approximately xx.xx-publisher panel shows hardcover revenue up xx.xx%. It supports a modest premium-mix hypothesis but neither measures global binding spending nor proves the forecast.
- Evidence informing forecast-year allocation inputs; displayed values and growth are calculated: The same approximately xx.xx-publisher panel shows hardcover revenue up xx.xx%. It supports a modest premium-mix hypothesis but neither measures global binding spending nor proves the forecast.
- Evidence informing base-year allocation inputs; displayed values and growth are calculated: Direct-participant 2025 hardback revenue of approximately USD xx.xx anchors the adjusted conventional-format model; it is not printing revenue or a global share.
- Evidence informing forecast-year allocation inputs; displayed values and growth are calculated: Direct-participant 2025 hardback revenue of approximately USD xx.xx anchors the adjusted conventional-format model; it is not printing revenue or a global share.
- Evidence informing base-year allocation inputs; displayed values and growth are calculated: Reported paperback revenue of approximately USD xx.xx plus USD xx.xx mass-market revenue supplies the comparison input. Reported annual movements qualify the forecast starting mix, not its future persistence.
- Evidence informing forecast-year allocation inputs; displayed values and growth are calculated: Reported paperback revenue of approximately USD xx.xx plus USD xx.xx mass-market revenue supplies the comparison input. Reported annual movements qualify the forecast starting mix, not its future persistence.
- Evidence informing base-year allocation inputs; displayed values and growth are calculated: Direct publisher-sample religious and trade physical-format receipts provide a category-intensity proxy, subject to explicit geographic and coverage adjustments.
- Evidence informing forecast-year allocation inputs; displayed values and growth are calculated: Direct publisher-sample religious and trade physical-format receipts provide a category-intensity proxy, subject to explicit geographic and coverage adjustments.
- Evidence informing base-year allocation inputs; displayed values and growth are calculated: Reported professional-book receipts and their 2025 decline challenge assumptions of automatic growth from recurring reference relationships.
- Evidence informing forecast-year allocation inputs; displayed values and growth are calculated: Reported professional-book receipts and their 2025 decline challenge assumptions of automatic growth from recurring reference relationships.

23. Print and Associated Services Framework - Lot 1 Buyer Guide: Framework Objectives
    - Evidence informing base-year allocation inputs; displayed values and growth are calculated: The public purchasing framework separately specifies production-management advice. It establishes a purchased responsibility but not a global fee rate or permission to count subcontract pass-through as retained revenue.
    - Evidence informing forecast-year allocation inputs; displayed values and growth are calculated: The public purchasing framework separately specifies production-management advice. It establishes a purchased responsibility but not a global fee rate or permission to count subcontract pass-through as retained revenue.
    - Evidence informing base-year allocation inputs; displayed values and growth are calculated: The framework also specifies finished-goods stock holding and call-off, with required holding costs included in the print-job price. This supports allocating embedded production-linked fulfillment rather than restricting the category to standalone invoices.
    - Evidence informing forecast-year allocation inputs; displayed values and growth are calculated: The framework also specifies finished-goods stock holding and call-off, with required holding costs included in the print-job price. This supports allocating embedded production-linked fulfillment rather than restricting the category to standalone invoices.
    - Evidence informing base-year allocation inputs; displayed values and growth are calculated: Finished goods may be held for call-off, with storage included in the print job where required. This supports consolidated releases as a production-linked arrangement without assuming every release is an individual order.
    - Evidence informing forecast-year allocation inputs; displayed values and growth are calculated: Finished goods may be held for call-off, with storage included in the print job where required. This supports consolidated releases as a production-linked arrangement without assuming every release is an individual order.
    - Evidence informing base-year allocation inputs; displayed values and growth are calculated: Contractors maintain designated distribution lists, deliver to nominated addresses and receive job-specific copy allocations, supporting the modeled list-delivery category.
    - Evidence informing forecast-year allocation inputs; displayed values and growth are calculated: Contractors maintain designated distribution lists, deliver to nominated addresses and receive job-specific copy allocations, supporting the modeled list-delivery category.
    - Evidence informing base-year allocation inputs; displayed values and growth are calculated: The coexistence of stock holding, call-off and distribution-list obligations supports separating production trigger from fulfillment responsibility; call-off alone does not establish transaction-level fulfillment.
    - Evidence informing forecast-year allocation inputs; displayed values and growth are calculated: The coexistence of stock holding, call-off and distribution-list obligations supports separating production trigger from fulfillment responsibility; call-off alone does not establish transaction-level fulfillment.

24. Frequently Asked Questions - IngramSpark
    - Evidence informing base-year allocation inputs; displayed values and growth are calculated: IngramSpark states that it does not provide editing, typesetting or design services. This counterexample prevents treating all platform manufacturing commissions as purchases of professional preparation services.
    - Evidence informing forecast-year allocation inputs; displayed values and growth are calculated: IngramSpark states that it does not provide editing, typesetting or design services. This counterexample prevents treating all platform manufacturing commissions as purchases of professional preparation services.
    - Evidence informing base-year allocation inputs; displayed values and growth are calculated: The provider permits nonexclusive sourcing when the customer owns its ISBN and does not offer editing, typesetting or design. These terms constrain the author service boundary, not adoption or revenue growth.
    - Evidence informing forecast-year allocation inputs; displayed values and growth are calculated: The provider permits nonexclusive sourcing when the customer owns its ISBN and does not offer editing, typesetting or design. These terms constrain the author service boundary, not adoption or revenue growth.
    - Evidence informing base-year allocation inputs; displayed values and growth are calculated: IngramSpark permits nonexclusive use of other printers, distributors and fulfillment providers when publishers own their ISBN. This establishes an alternative-sourcing option, not observed switching or a numerical channel allocation.
    - Evidence informing forecast-year allocation inputs; displayed values and growth are calculated: IngramSpark permits nonexclusive use of other printers, distributors and fulfillment providers when publishers own their ISBN. This establishes an alternative-sourcing option, not observed switching or a numerical channel allocation.
25. Packaging Printing & Production - Imago Group
    - Evidence informing base-year allocation inputs; displayed values and growth are calculated: The supplier identifies book slipcases, clamshell cases, tray-and-lid constructions and multicomponent publisher packaging. This supports the enclosure-production boundary and the limitation of a simple mailer-price proxy; it does not supply sales weights.
    - Evidence informing forecast-year allocation inputs; displayed values and growth are calculated: The supplier identifies book slipcases, clamshell cases, tray-and-lid constructions and multicomponent publisher packaging. This supports the enclosure-production boundary and the limitation of a simple mailer-price proxy; it does not supply sales weights.
26. Services - Bridgeport National Bindery
    - Evidence informing base-year allocation inputs; displayed values and growth are calculated: The short-run book-production portfolio separately lists shrink-wrapping and set packing. It establishes commercial packing activity distinct from enclosure manufacture and binding, without measuring its revenue.
    - Evidence informing forecast-year allocation inputs; displayed values and growth are calculated: The short-run book-production portfolio separately lists shrink-wrapping and set packing. It establishes commercial packing activity distinct from enclosure manufacture and binding, without measuring its revenue.
27. Terms and Conditions - CPI Print Germany
    - Evidence informing base-year allocation inputs; displayed values and growth are calculated: Published terms distinguish ex-works production prices from packaging, freight and postage and reserve specified input-cost adjustment rights. They support comparable-scope valuation but do not establish realized inflation.
    - Evidence informing forecast-year allocation inputs; displayed values and growth are calculated: Published terms distinguish ex-works production prices from packaging, freight and postage and reserve specified input-cost adjustment rights. They support comparable-scope valuation but do not establish realized inflation.
    - Evidence informing base-year allocation inputs; displayed values and growth are calculated: Separate treatment of forwarding and storage responsibilities supports the eligible production-linked service boundary; contractual rights do not prove the assumed future fee-growth rate.
    - Evidence informing forecast-year allocation inputs; displayed values and growth are calculated: Separate treatment of forwarding and storage responsibilities supports the eligible production-linked service boundary; contractual rights do not prove the assumed future fee-growth rate.

28. ONIX Codelists Issue 75 - List 150: Product Form
    - Evidence informing base-year allocation inputs; displayed values and growth are calculated: BB identifies hardback/cased books.
    - Evidence informing forecast-year allocation inputs; displayed values and growth are calculated: BB identifies hardback/cased books.
    - Evidence informing base-year allocation inputs; displayed values and growth are calculated: BC identifies paperback/softback books.
    - Evidence informing forecast-year allocation inputs; displayed values and growth are calculated: BC identifies paperback/softback books.
    - Evidence informing base-year allocation inputs; displayed values and growth are calculated: BH distinguishes board-page books from conventional books with rigid covers.
    - Evidence informing forecast-year allocation inputs; displayed values and growth are calculated: BH distinguishes board-page books from conventional books with rigid covers.
    - Evidence informing base-year allocation inputs; displayed values and growth are calculated: BE groups spiral, comb and coil forms.
    - Evidence informing forecast-year allocation inputs; displayed values and growth are calculated: BE groups spiral, comb and coil forms.
    - Evidence informing base-year allocation inputs; displayed values and growth are calculated: BD identifies loose-leaf books.
    - Evidence informing forecast-year allocation inputs; displayed values and growth are calculated: BD identifies loose-leaf books.
    - Evidence informing base-year allocation inputs; displayed values and growth are calculated: BF includes stapled short books; nonbook uses are excluded from the model.
    - Evidence informing forecast-year allocation inputs; displayed values and growth are calculated: BF includes stapled short books; nonbook uses are excluded from the model.
    - Evidence informing base-year allocation inputs; displayed values and growth are calculated: BL recognizes slide-bound books without measuring current sales.
    - Evidence informing forecast-year allocation inputs; displayed values and growth are calculated: BL recognizes slide-bound books without measuring current sales.
    - Evidence informing base-year allocation inputs; displayed values and growth are calculated: BO recognizes continuous concertina-fold books; nonbook charts are excluded.
    - Evidence informing forecast-year allocation inputs; displayed values and growth are calculated: BO recognizes continuous concertina-fold books; nonbook charts are excluded.
    - Evidence informing base-year allocation inputs; displayed values and growth are calculated: BI identifies textile-page books, not cloth-covered paper books.
    - Evidence informing forecast-year allocation inputs; displayed values and growth are calculated: BI identifies textile-page books, not cloth-covered paper books.
    - Evidence informing base-year allocation inputs; displayed values and growth are calculated: BJ identifies waterproof bath-book forms.
    - Evidence informing forecast-year allocation inputs; displayed values and growth are calculated: BJ identifies waterproof bath-book forms.
    - Evidence informing base-year allocation inputs; displayed values and growth are calculated: BP identifies foam-page and foam-cover books.
    - Evidence informing forecast-year allocation inputs; displayed values and growth are calculated: BP identifies foam-page and foam-cover books.

29. Thomson Reuters - Fourth-Quarter and Full-Year 2025 Results
    - Evidence informing base-year allocation inputs; displayed values and growth are calculated: Global Print revenue and contraction constrain professional-print scale and substitution direction; content receipts are not treated as loose-leaf service revenue.
    - Evidence informing forecast-year allocation inputs; displayed values and growth are calculated: Global Print revenue and contraction constrain professional-print scale and substitution direction; content receipts are not treated as loose-leaf service revenue.
30. Lulu - Discontinuing Saddle Stitch in Global Distribution
    - Evidence informing base-year allocation inputs; displayed values and growth are calculated: Provider-specific wholesale distribution restrictions establish a channel constraint, not a global sales weight or measured forecast decline.
    - Evidence informing forecast-year allocation inputs; displayed values and growth are calculated: Provider-specific wholesale distribution restrictions establish a channel constraint, not a global sales weight or measured forecast decline.
31. MAGACOPY Sofia - Copying and Printing Prices
    - Evidence informing base-year allocation inputs; displayed values and growth are calculated: A current EUR xx.xx binding-only charge establishes a live commercial service and a price-scope comparison; full-book USD receipts and incidence remain assumed.
    - Evidence informing forecast-year allocation inputs; displayed values and growth are calculated: A current EUR xx.xx binding-only charge establishes a live commercial service and a price-scope comparison; full-book USD receipts and incidence remain assumed.
32. Imago Group - Spotlight on Children's Books for National Young Readers Week
    - Evidence informing base-year allocation inputs; displayed values and growth are calculated: The company's children's portfolio supports board-book commercial classification, not order volumes.
    - Evidence informing forecast-year allocation inputs; displayed values and growth are calculated: The company's children's portfolio supports board-book commercial classification, not order volumes.
    - Evidence informing base-year allocation inputs; displayed values and growth are calculated: Cloth-book offerings support the textile-page category premise, not its modeled incidence.
    - Evidence informing forecast-year allocation inputs; displayed values and growth are calculated: Cloth-book offerings support the textile-page category premise, not its modeled incidence.
    - Evidence informing base-year allocation inputs; displayed values and growth are calculated: Bath-book offerings support a separate commercial category; sales and service receipts are undisclosed.
    - Evidence informing forecast-year allocation inputs; displayed values and growth are calculated: Bath-book offerings support a separate commercial category; sales and service receipts are undisclosed.
33. Pegasus - My First Book of Shapes: EVA Foam Book
    - Evidence informing base-year allocation inputs; displayed values and growth are calculated: The dated 2025 product identifies foam pages and supports commercial-status and classification checks, not global volume or supplier realization.
    - Evidence informing forecast-year allocation inputs; displayed values and growth are calculated: The dated 2025 product identifies foam pages and supports commercial-status and classification checks, not global volume or supplier realization.

34. U.S. Consumer Product Safety Commission - Children's Books
    - Evidence informing base-year allocation inputs; displayed values and growth are calculated: Product classification and intended audience affect commercial compliance accountability; no numerical surcharge is inferred.
    - Evidence informing forecast-year allocation inputs; displayed values and growth are calculated: Product classification and intended audience affect commercial compliance accountability; no numerical surcharge is inferred.
    - Evidence informing base-year allocation inputs; displayed values and growth are calculated: The exemption boundary supports separate classification rather than assumed conventional-book treatment.
    - Evidence informing forecast-year allocation inputs; displayed values and growth are calculated: The exemption boundary supports separate classification rather than assumed conventional-book treatment.
    - Evidence informing base-year allocation inputs; displayed values and growth are calculated: Compliance classification is retained as an uncertainty, not an exclusion or measured price premium.
    - Evidence informing forecast-year allocation inputs; displayed values and growth are calculated: Compliance classification is retained as an uncertainty, not an exclusion or measured price premium.
    - Evidence informing base-year allocation inputs; displayed values and growth are calculated: Specialty construction does not itself establish ordinary-book exemption eligibility or market inactivity.
    - Evidence informing forecast-year allocation inputs; displayed values and growth are calculated: Specialty construction does not itself establish ordinary-book exemption eligibility or market inactivity.
35. Puget Bindery - Services
    - Evidence informing base-year allocation inputs; displayed values and growth are calculated: The provider identifies training manuals and reference guides as mechanical-binding applications, supporting the commissioning premise without measuring sales incidence.
    - Evidence informing forecast-year allocation inputs; displayed values and growth are calculated: The provider identifies training manuals and reference guides as mechanical-binding applications, supporting the commissioning premise without measuring sales incidence.
    - Evidence informing base-year allocation inputs; displayed values and growth are calculated: Lists commercial letterpress book plates and specialty inserts, supporting a component-service model rather than attribution of the entire book price.
    - Evidence informing forecast-year allocation inputs; displayed values and growth are calculated: Lists commercial letterpress book plates and specialty inserts, supporting a component-service model rather than attribution of the entire book price.
    - Evidence informing base-year allocation inputs; displayed values and growth are calculated: The bindery identifies commercial printers, publishers and corporate print buyers as customers and excludes direct-to-consumer sales. This supports trade-purchasing attribution but supplies no sales percentage.
    - Evidence informing forecast-year allocation inputs; displayed values and growth are calculated: The bindery identifies commercial printers, publishers and corporate print buyers as customers and excludes direct-to-consumer sales. This supports trade-purchasing attribution but supplies no sales percentage.

36. ONIX Codelists Issue 75 - List 80: Product Packaging Type
    - Evidence informing base-year allocation inputs; displayed values and growth are calculated: Separates single-item and multivolume slipcases; supplies classification, not sales weights.
    - Evidence informing forecast-year allocation inputs; displayed values and growth are calculated: Separates single-item and multivolume slipcases; supplies classification, not sales weights.
    - Evidence informing base-year allocation inputs; displayed values and growth are calculated: Distinguishes lidded boxes from slipcase-style boxed sets.
    - Evidence informing forecast-year allocation inputs; displayed values and growth are calculated: Distinguishes lidded boxes from slipcase-style boxed sets.
    - Evidence informing base-year allocation inputs; displayed values and growth are calculated: Open-ended wraparound sleeves are distinct from enclosed wrapping.
    - Evidence informing forecast-year allocation inputs; displayed values and growth are calculated: Open-ended wraparound sleeves are distinct from enclosed wrapping.
    - Evidence informing base-year allocation inputs; displayed values and growth are calculated: Recognizes envelope-like slip-sleeves and wallets or folders.
    - Evidence informing forecast-year allocation inputs; displayed values and growth are calculated: Recognizes envelope-like slip-sleeves and wallets or folders.
    - Evidence informing base-year allocation inputs; displayed values and growth are calculated: Recognizes pouch and bag packaging independently.
    - Evidence informing forecast-year allocation inputs; displayed values and growth are calculated: Recognizes pouch and bag packaging independently.
    - Evidence informing base-year allocation inputs; displayed values and growth are calculated: Separately recognizes shrink-wrapped products and bundles.
    - Evidence informing forecast-year allocation inputs; displayed values and growth are calculated: Separately recognizes shrink-wrapped products and bundles.
    - Evidence informing base-year allocation inputs; displayed values and growth are calculated: Defines formed-plastic clamshells and card-backed blister packaging as distinct constructions.
    - Evidence informing forecast-year allocation inputs; displayed values and growth are calculated: Defines formed-plastic clamshells and card-backed blister packaging as distinct constructions.
    - Evidence informing base-year allocation inputs; displayed values and growth are calculated: Explicitly recognizes book browse-prevention closures.
    - Evidence informing forecast-year allocation inputs; displayed values and growth are calculated: Explicitly recognizes book browse-prevention closures.

37. U.S. Government Publishing Office - Program 827-S: Federal Aviation Administration Books, Contract Pricing and Specifications

- Evidence informing base-year allocation inputs; displayed values and growth are calculated: Historical evaluation quantities provide a container-heavy institutional purchasing counterexample, not global shipment shares.
- Evidence informing forecast-year allocation inputs; displayed values and growth are calculated: Historical evaluation quantities provide a container-heavy institutional purchasing counterexample, not global shipment shares.
- Evidence informing base-year allocation inputs; displayed values and growth are calculated: Separately identifies kraft-envelope packing within the book procurement.
- Evidence informing forecast-year allocation inputs; displayed values and growth are calculated: Separately identifies kraft-envelope packing within the book procurement.
- Evidence informing base-year allocation inputs; displayed values and growth are calculated: Identifies cushioned shipping bags as an eligible book-order enclosure.
- Evidence informing forecast-year allocation inputs; displayed values and growth are calculated: Identifies cushioned shipping bags as an eligible book-order enclosure.
- Evidence informing base-year allocation inputs; displayed values and growth are calculated: Includes wrapped shipping bundles as an alternative purchasing configuration.
- Evidence informing forecast-year allocation inputs; displayed values and growth are calculated: Includes wrapped shipping bundles as an alternative purchasing configuration.
- Evidence informing base-year allocation inputs; displayed values and growth are calculated: Requires packing and filler separately from the external enclosure.
- Evidence informing forecast-year allocation inputs; displayed values and growth are calculated: Requires packing and filler separately from the external enclosure.
- Evidence informing base-year allocation inputs; displayed values and growth are calculated: Identifies closure tape and securing straps independently of container construction.
- Evidence informing forecast-year allocation inputs; displayed values and growth are calculated: Identifies closure tape and securing straps independently of container construction.

38. U.S. Government Publishing Office - Print Order Form 2511 Instructions
    - Evidence informing base-year allocation inputs; displayed values and growth are calculated: Specifies paper-banded sets separately from shrink-wrapped sets.
    - Evidence informing forecast-year allocation inputs; displayed values and growth are calculated: Specifies paper-banded sets separately from shrink-wrapped sets.
    - Evidence informing base-year allocation inputs; displayed values and growth are calculated: Describes shrink-wrapped units nested within cartons, supporting component attribution.
    - Evidence informing forecast-year allocation inputs; displayed values and growth are calculated: Describes shrink-wrapped units nested within cartons, supporting component attribution.
    - Evidence informing base-year allocation inputs; displayed values and growth are calculated: Distinguishes internal packaging, container quantities and pallet requirements.
    - Evidence informing forecast-year allocation inputs; displayed values and growth are calculated: Distinguishes internal packaging, container quantities and pallet requirements.
    - Evidence informing base-year allocation inputs; displayed values and growth are calculated: The instructions distinguish nominated delivery addresses and warehouse receiving arrangements, supporting the receiving-point attribution premise, not an observed consolidated market share.
    - Evidence informing forecast-year allocation inputs; displayed values and growth are calculated: The instructions distinguish nominated delivery addresses and warehouse receiving arrangements, supporting the receiving-point attribution premise, not an observed consolidated market share.
    - Evidence informing base-year allocation inputs; displayed values and growth are calculated: Supplemental distribution lists accommodate multiple destinations, supporting the distinction between preallocated destination delivery and a single receiving-point handoff.
    - Evidence informing forecast-year allocation inputs; displayed values and growth are calculated: Supplemental distribution lists accommodate multiple destinations, supporting the distinction between preallocated destination delivery and a single receiving-point handoff.
    - Evidence informing base-year allocation inputs; displayed values and growth are calculated: GPO specifies black interior inks separately from cover inks, supporting the monochrome classification and underlying-book attribution premise, not its modeled sales weight. ([gpo.gov](https://www.gpo.gov/docs/default-source/forms-standards-pdf-files/2511_instructions.pdf))
    - Evidence informing forecast-year allocation inputs; displayed values and growth are calculated: GPO specifies black interior inks separately from cover inks, supporting the monochrome classification and underlying-book attribution premise, not its modeled sales weight. ([gpo.gov](https://www.gpo.gov/docs/default-source/forms-standards-pdf-files/2511_instructions.pdf))
    - Evidence informing base-year allocation inputs; displayed values and growth are calculated: Designated Pantone specifications are recognized for interior inks, supporting a separate spot-color commercial category without measuring its share. ([gpo.gov](https://www.gpo.gov/docs/default-source/forms-standards-pdf-files/2511_instructions.pdf))
    - Evidence informing forecast-year allocation inputs; displayed values and growth are calculated: Designated Pantone specifications are recognized for interior inks, supporting a separate spot-color commercial category without measuring its share. ([gpo.gov](https://www.gpo.gov/docs/default-source/forms-standards-pdf-files/2511_instructions.pdf))
    - Evidence informing base-year allocation inputs; displayed values and growth are calculated: Four-color process is identified as full color for interior pages; cover color is separately specified. This supports classification at both modeled anchors. ([gpo.gov](https://www.gpo.gov/docs/default-source/forms-standards-pdf-files/2511_instructions.pdf))
    - Evidence informing forecast-year allocation inputs; displayed values and growth are calculated: Four-color process is identified as full color for interior pages; cover color is separately specified. This supports classification at both modeled anchors. ([gpo.gov](https://www.gpo.gov/docs/default-source/forms-standards-pdf-files/2511_instructions.pdf))

39. GPOExpress Program Pricing Guide - November 2024
    - Evidence informing base-year allocation inputs; displayed values and growth are calculated: USD xx.xx hand folding provides a handling-cost comparison; the complete band realization remains modeled.
    - Evidence informing forecast-year allocation inputs; displayed values and growth are calculated: USD xx.xx hand folding provides a handling-cost comparison; the complete band realization remains modeled.
    - Evidence informing base-year allocation inputs; displayed values and growth are calculated: USD xx.xx per shrink wrap anchors a small-run comparison, not the assumed global realization.
    - Evidence informing forecast-year allocation inputs; displayed values and growth are calculated: USD xx.xx per shrink wrap anchors a small-run comparison, not the assumed global realization.
    - Evidence informing base-year allocation inputs; displayed values and growth are calculated: USD xx.xx auxiliary insertion supplies a handling-price comparison, not protective-material sales.
    - Evidence informing forecast-year allocation inputs; displayed values and growth are calculated: USD xx.xx auxiliary insertion supplies a handling-price comparison, not protective-material sales.
40. Hardcover Book Protection: Dust Jackets or Slipcases?
    - Evidence informing base-year allocation inputs; displayed values and growth are calculated: Own-product EXW slipcase prices of USD xx.xx, USD xx.xx and USD xx.xx at xx.xx xx.xx and xx.xx units constrain relative realizations.
    - Evidence informing forecast-year allocation inputs; displayed values and growth are calculated: Own-product EXW slipcase prices of USD xx.xx, USD xx.xx and USD xx.xx at xx.xx xx.xx and xx.xx units constrain relative realizations.
41. Book Printing Cost in China: How Printing Prices Are Calculated
    - Evidence informing base-year allocation inputs; displayed values and growth are calculated: Approximately USD xx.xx per export carton including basic packing materials constrains the bulk-package budget; the container allocation is modeled.
    - Evidence informing forecast-year allocation inputs; displayed values and growth are calculated: Approximately USD xx.xx per export carton including basic packing materials constrains the bulk-package budget; the container allocation is modeled.
    - Evidence informing base-year allocation inputs; displayed values and growth are calculated: The inclusive carton quotation constrains combined spending; its cushioning split is assumed.
    - Evidence informing forecast-year allocation inputs; displayed values and growth are calculated: The inclusive carton quotation constrains combined spending; its cushioning split is assumed.
    - Evidence informing base-year allocation inputs; displayed values and growth are calculated: The inclusive carton quotation constrains combined spending; its closure split is assumed.
    - Evidence informing forecast-year allocation inputs; displayed values and growth are calculated: The inclusive carton quotation constrains combined spending; its closure split is assumed.
42. Make Believe Ideas - Independent Retail Catalog 2025
    - Evidence informing base-year allocation inputs; displayed values and growth are calculated: The 2025 catalog identifies activity books with cover-mounted blisters, establishing book-specific participation but not packaging revenue or volume.
    - Evidence informing forecast-year allocation inputs; displayed values and growth are calculated: The 2025 catalog identifies activity books with cover-mounted blisters, establishing book-specific participation but not packaging revenue or volume.
43. Bookmobile - Request Book Printing Quotes the Right Way to Save Money
    - Evidence informing base-year allocation inputs; displayed values and growth are calculated: The printer's bookstore-oriented purchasing guidance cautions against universal shrink-wrap attachment.
    - Evidence informing forecast-year allocation inputs; displayed values and growth are calculated: The printer's bookstore-oriented purchasing guidance cautions against universal shrink-wrap attachment.

44. Digital Book Printing - Bookmobile
    - Evidence informing base-year allocation inputs; displayed values and growth are calculated: The current book-production portfolio separately offers poly bags, supporting commercial category participation rather than a sales weight.
    - Evidence informing forecast-year allocation inputs; displayed values and growth are calculated: The current book-production portfolio separately offers poly bags, supporting commercial category participation rather than a sales weight.
    - Evidence informing base-year allocation inputs; displayed values and growth are calculated: The current portfolio offers shrink-wrap independently of other finishing options.
    - Evidence informing forecast-year allocation inputs; displayed values and growth are calculated: The current portfolio offers shrink-wrap independently of other finishing options.
45. Sell Books on Shopify - Lulu
    - Evidence informing forecast-year allocation inputs; displayed values and growth are calculated: The offered storefront-to-print-and-ship route supports an accessible production-linked parcel channel, not assumed demand.
    - Evidence informing forecast-year allocation inputs; displayed values and growth are calculated: Direct fulfillment availability supports the parcel-use scenario without establishing envelope mix.
    - Evidence informing forecast-year allocation inputs; displayed values and growth are calculated: Direct fulfillment availability supports the parcel-use scenario without establishing bag mix.
46. European Commission - New EU Rules on Packaging Enter into Application
    - Evidence informing forecast-year allocation inputs; displayed values and growth are calculated: Regional packaging minimization supports a directional right-sizing premise, not a measured global box-price effect.
    - Evidence informing forecast-year allocation inputs; displayed values and growth are calculated: Waste-reduction requirements inform the bounded substitution scenario; they do not quantify band adoption.
    - Evidence informing forecast-year allocation inputs; displayed values and growth are calculated: Regional circularity requirements inform lower lightweight-bag exposure without implying a global book-bag ban.
    - Evidence informing forecast-year allocation inputs; displayed values and growth are calculated: Material substitution remains partly internal to the combined film-and-paper category.
    - Evidence informing forecast-year allocation inputs; displayed values and growth are calculated: Regional recyclability pressure informs the niche substitution scenario, not an observed blister-sales decline.
    - Evidence informing forecast-year allocation inputs; displayed values and growth are calculated: Empty-space reduction provides a directional premise for lower cushioning allowance per individual box.
47. Digital Printing - U.S. Government Publishing Office
    - Evidence informing base-year allocation inputs; displayed values and growth are calculated: Procurement examples allow offset or digital alternatives while restricting some digital variants, supporting an acceptance- and run-mix model rather than a universal quality ranking. This is a modeling premise, not an observed process share.
    - Evidence informing forecast-year allocation inputs; displayed values and growth are calculated: Procurement examples allow offset or digital alternatives while restricting some digital variants, supporting an acceptance- and run-mix model rather than a universal quality ranking. This is a modeling premise, not an observed process share.
    - Evidence informing base-year allocation inputs; displayed values and growth are calculated: The purchasing guidance supports conditional digital substitution, not unrestricted interchangeability or an observed forecast allocation.
    - Evidence informing forecast-year allocation inputs; displayed values and growth are calculated: The purchasing guidance supports conditional digital substitution, not unrestricted interchangeability or an observed forecast allocation.

48. Clays demonstrate dedication to digital investment
    - Evidence informing base-year allocation inputs; displayed values and growth are calculated: Reports xx.xx books annually and xx.xx books of digital capacity in an older investment statement; this constrains scale but is not a 2025 realized output mix.
    - Evidence informing forecast-year allocation inputs; displayed values and growth are calculated: Reports xx.xx books annually and xx.xx books of digital capacity in an older investment statement; this constrains scale but is not a 2025 realized output mix.
    - Evidence informing base-year allocation inputs; displayed values and growth are calculated: The company's inkjet investment supports an existing book-production application and a conditional adoption premise, not a quantified global forecast.
    - Evidence informing forecast-year allocation inputs; displayed values and growth are calculated: The company's inkjet investment supports an existing book-production application and a conditional adoption premise, not a quantified global forecast.
    - Evidence informing base-year allocation inputs; displayed values and growth are calculated: The capacity/output comparison is a limited commercial check on continued conventional book production, not a direct offset revenue observation.
    - Evidence informing forecast-year allocation inputs; displayed values and growth are calculated: The capacity/output comparison is a limited commercial check on continued conventional book production, not a direct offset revenue observation.
49. ISO/TC 130 - Guidelines for Using Print Production Standards, Version 1.0, 2019
    - Evidence informing base-year allocation inputs; displayed values and growth are calculated: Distinguishes packaging use cases and printing processes, supporting allocation of gravure to book-associated components rather than the full value of a book.
    - Evidence informing forecast-year allocation inputs; displayed values and growth are calculated: Distinguishes packaging use cases and printing processes, supporting allocation of gravure to book-associated components rather than the full value of a book.
    - Evidence informing base-year allocation inputs; displayed values and growth are calculated: Identifies flexographic packaging applications; the book-specific spending budget and process coefficients remain modeled.
    - Evidence informing forecast-year allocation inputs; displayed values and growth are calculated: Identifies flexographic packaging applications; the book-specific spending budget and process coefficients remain modeled.
50. Premium Layflat Photo Books - PhotobookShop
    - Evidence informing base-year allocation inputs; displayed values and growth are calculated: Offers bound silver-halide photographic books and distinguishes them from digitally printed alternatives, supporting the model's separate photographic category rather than an observed sales weight.
    - Evidence informing forecast-year allocation inputs; displayed values and growth are calculated: Offers bound silver-halide photographic books and distinguishes them from digitally printed alternatives, supporting the model's separate photographic category rather than an observed sales weight.
51. The Cormac McCarthy Collection - The Folio Society
    - Evidence informing base-year allocation inputs; displayed values and growth are calculated: Documents screen-printed cloth covers on physical book editions, supporting component-level commercial attribution. It does not measure supplier component receipts or global uptake.
    - Evidence informing forecast-year allocation inputs; displayed values and growth are calculated: Documents screen-printed cloth covers on physical book editions, supporting component-level commercial attribution. It does not measure supplier component receipts or global uptake.

52. Risograph Digital Duplicator Order Form, 2026 - Minneapolis College of Art and Design
    - Evidence informing base-year allocation inputs; displayed values and growth are calculated: The 2026 institutional form recognizes Risograph book/booklet orders but excludes assembly. It supports a limited application boundary, not 2025 external commercial volume; internal institutional charges are excluded from the numerator.
    - Evidence informing forecast-year allocation inputs; displayed values and growth are calculated: The 2026 institutional form recognizes Risograph book/booklet orders but excludes assembly. It supports a limited application boundary, not 2025 external commercial volume; internal institutional charges are excluded from the numerator.
53. American Printing House - 2024 Annual Report
    - Evidence informing base-year allocation inputs; displayed values and growth are calculated: Fiscal 2024 product sales were USD xx.xx; braille publications represented xx.xx% of product sales; xx.xx braille volumes were produced. These inputs constrain an adjusted production-realization proxy, not a global market share.
    - Evidence informing base-year allocation inputs; displayed values and growth are calculated: The decline from xx.xx braille volumes in 2022 qualifies a uniform physical-demand growth assumption and informs the slower relative forecast activity weight.
    - Evidence informing forecast-year allocation inputs; displayed values and growth are calculated: Fiscal 2024 product sales were USD xx.xx; braille publications represented xx.xx% of product sales; xx.xx braille volumes were produced. These inputs constrain an adjusted production-realization proxy, not a global market share.
    - Evidence informing forecast-year allocation inputs; displayed values and growth are calculated: The decline from xx.xx braille volumes in 2022 qualifies a uniform physical-demand growth assumption and informs the slower relative forecast activity weight.
54. Kodak Moments Kiosk - Kodak Alaris
    - Evidence informing base-year allocation inputs; displayed values and growth are calculated: Advertises book-capable retail kiosk equipment and a photographic-printing portfolio. Used only as a commercial-route premise for the thermal working estimate, not as evidence of thermal book-service sales, utilization or the final share.
    - Evidence informing forecast-year allocation inputs; displayed values and growth are calculated: Advertises book-capable retail kiosk equipment and a photographic-printing portfolio. Used only as a commercial-route premise for the thermal working estimate, not as evidence of thermal book-service sales, utilization or the final share.
55. 二〇二一年全国新闻出版业基本情况
    - Evidence informing base-year allocation inputs; displayed values and growth are calculated: Official 2021 aggregate textbook output distinguishes school, tertiary and vocational/adult activity; historical volumes require value and global-scope adjustments.
    - Evidence informing forecast-year allocation inputs; displayed values and growth are calculated: Official 2021 aggregate textbook output distinguishes school, tertiary and vocational/adult activity; historical volumes require value and global-scope adjustments.
    - Evidence informing base-year allocation inputs; displayed values and growth are calculated: Secondary, primary and teaching-book aggregate sheet counts form the school activity weight.
    - Evidence informing forecast-year allocation inputs; displayed values and growth are calculated: Secondary, primary and teaching-book aggregate sheet counts form the school activity weight.
    - Evidence informing base-year allocation inputs; displayed values and growth are calculated: Tertiary textbook aggregate output supplies the higher-education activity input before an assumed relative-service-value adjustment.
    - Evidence informing forecast-year allocation inputs; displayed values and growth are calculated: Tertiary textbook aggregate output supplies the higher-education activity input before an assumed relative-service-value adjustment.
    - Evidence informing base-year allocation inputs; displayed values and growth are calculated: Vocational, adult and literacy textbook output supplies the corresponding historical activity input.
    - Evidence informing forecast-year allocation inputs; displayed values and growth are calculated: Vocational, adult and literacy textbook output supplies the corresponding historical activity input.

56. Music, printed or in manuscript imports by country, 2024 - World Integrated Trade Solution
    - Evidence informing base-year allocation inputs; displayed values and growth are calculated: Official HS xx.xx import observations constrain the music-publication value bridge; domestic supply, physical-book eligibility and the printing-service fraction remain modeled.
    - Evidence informing forecast-year allocation inputs; displayed values and growth are calculated: Official HS xx.xx import observations constrain the music-publication value bridge; domestic supply, physical-book eligibility and the printing-service fraction remain modeled.
57. Bloomsbury Publishing - 2024/25 Results Presentation
    - Evidence informing base-year allocation inputs; displayed values and growth are calculated: Separate Academic & Professional print, digital and rights/service receipts demonstrate the required physical-revenue boundary; company mix is not treated as global market share.
    - Evidence informing forecast-year allocation inputs; displayed values and growth are calculated: Separate Academic & Professional print, digital and rights/service receipts demonstrate the required physical-revenue boundary; company mix is not treated as global market share.
    - Evidence informing base-year allocation inputs; displayed values and growth are calculated: Observed physical academic publishing activity supports commercial applicability but does not verify the assumed global research/reference ratio.
    - Evidence informing forecast-year allocation inputs; displayed values and growth are calculated: Observed physical academic publishing activity supports commercial applicability but does not verify the assumed global research/reference ratio.
58. HDSB - RFSQ 26-013: Yearbook Software and Printing Services
    - Evidence informing base-year allocation inputs; displayed values and growth are calculated: The qualification notice establishes a commissioned yearbook scope including printing, binding and school delivery; it supplies no awarded value and is not used as a sales weight.
    - Evidence informing forecast-year allocation inputs; displayed values and growth are calculated: The qualification notice establishes a commissioned yearbook scope including printing, binding and school delivery; it supplies no awarded value and is not used as a sales weight.
    - Evidence informing base-year allocation inputs; displayed values and growth are calculated: The yearbook qualification notice restricts supply to prequalified vendors while permitting school bulk orders and individual ordering. It supports separating commissioning authority from ultimate payment, but discloses no fulfilled-order value.
    - Evidence informing forecast-year allocation inputs; displayed values and growth are calculated: The yearbook qualification notice restricts supply to prequalified vendors while permitting school bulk orders and individual ordering. It supports separating commissioning authority from ultimate payment, but discloses no fulfilled-order value.
    - Evidence informing base-year allocation inputs; displayed values and growth are calculated: The individual-ordering option establishes an attribution uncertainty relevant to the modeled household portion; it does not establish the assumed xx.xx% proportion.
    - Evidence informing forecast-year allocation inputs; displayed values and growth are calculated: The individual-ordering option establishes an attribution uncertainty relevant to the modeled household portion; it does not establish the assumed xx.xx% proportion.

59. U.S. Census Bureau - 2022 Economic Census, Books Printing Questionnaire MC-32312
    - Evidence informing base-year allocation inputs; displayed values and growth are calculated: The official printing questionnaire supports the distinction between textbook and general-book production; recognition is not treated as a revenue weight.
    - Evidence informing forecast-year allocation inputs; displayed values and growth are calculated: The official printing questionnaire supports the distinction between textbook and general-book production; recognition is not treated as a revenue weight.
    - Evidence informing base-year allocation inputs; displayed values and growth are calculated: Recognized coloring-book output supports treating recreational activity commissions separately from institutional textbooks according to purpose.
    - Evidence informing forecast-year allocation inputs; displayed values and growth are calculated: Recognized coloring-book output supports treating recreational activity commissions separately from institutional textbooks according to purpose.
60. Press Information Bureau - Department of School Education & Literacy, Year End Review 2024
    - Evidence informing base-year allocation inputs; displayed values and growth are calculated: The government review describes substantial NCERT physical-textbook activity, independently qualifying the physical-availability premise without establishing attributable supplier revenue.
    - Evidence informing forecast-year allocation inputs; displayed values and growth are calculated: The government review describes substantial NCERT physical-textbook activity, independently qualifying the physical-availability premise without establishing attributable supplier revenue.
61. 2022 North American Industry Classification System - United States
    - Evidence informing base-year allocation inputs; displayed values and growth are calculated: Dedicated book-publishing activity is separated from institutional primary activities and printing without publishing, constraining the Publishing Organizations numerator.
    - Evidence informing forecast-year allocation inputs; displayed values and growth are calculated: Dedicated book-publishing activity is separated from institutional primary activities and printing without publishing, constraining the Publishing Organizations numerator.
62. U.S. Census Bureau - Books Printing: 2002
    - Evidence informing base-year allocation inputs; displayed values and growth are calculated: Table xx.xx reports 2002 U.S. books-printing contract-work costs of USD xx.xx and shipments of USD xx.xx. Their ratio supplies a dated manufacturing-subcontract proxy, held constant within the forecast component.
    - Evidence informing forecast-year allocation inputs; displayed values and growth are calculated: Table xx.xx reports 2002 U.S. books-printing contract-work costs of USD xx.xx and shipments of USD xx.xx. Their ratio supplies a dated manufacturing-subcontract proxy, held constant within the forecast component.
    - Evidence informing base-year allocation inputs; displayed values and growth are calculated: The historical subcontract-cost input constrains the modeled transfer from publisher-origin commissioning to performing suppliers, without adding another gross contract value.
    - Evidence informing forecast-year allocation inputs; displayed values and growth are calculated: The historical subcontract-cost input constrains the modeled transfer from publisher-origin commissioning to performing suppliers, without adding another gross contract value.
63. Samfine Creation Holdings Group Limited - Form 20-F for the year ended December 31, 2025
    - Evidence informing base-year allocation inputs; displayed values and growth are calculated: The company reports USD xx.xx of 2025 book-product revenue and principally serves book traders that secure printing contracts and outsource production. This is a supplier-specific quantitative role check, not a Global allocation weight.
    - Evidence informing forecast-year allocation inputs; displayed values and growth are calculated: The company reports USD xx.xx of 2025 book-product revenue and principally serves book traders that secure printing contracts and outsource production. This is a supplier-specific quantitative role check, not a Global allocation weight.

64. Ministry of Education - NCERT and Amazon Letter of Engagement, October 7, 2024
    - Evidence informing base-year allocation inputs; displayed values and growth are calculated: The October xx.xx 2024 announcement targeted xx.xx NCERT books for academic 2025-xx.xx. This is a planned institutional activity anchor; realization, eligible receipts and subsequent growth are modeled separately.
    - Evidence informing forecast-year allocation inputs; displayed values and growth are calculated: The October xx.xx 2024 announcement targeted xx.xx NCERT books for academic 2025-xx.xx. This is a planned institutional activity anchor; realization, eligible receipts and subsequent growth are modeled separately.
65. Bangladesh e-GP - NCTB/TEXTBOOK/2025, Package GD.102_SEC_8.031
    - Evidence informing base-year allocation inputs; displayed values and growth are calculated: The government-funded procurement plan specifies xx.xx academic-2025 textbook copies and an estimated BDT xx.xx for printing, binding and supply. It constrains commercial order scale and local unit-budget plausibility, not realized annual revenue.
    - Evidence informing forecast-year allocation inputs; displayed values and growth are calculated: The government-funded procurement plan specifies xx.xx academic-2025 textbook copies and an estimated BDT xx.xx for printing, binding and supply. It constrains commercial order scale and local unit-budget plausibility, not realized annual revenue.
66. Students suffer as NCTB fails to deliver books - The Daily Star, January 17, 2025
    - Evidence informing base-year allocation inputs; displayed values and growth are calculated: The January xx.xx 2025 report corroborates the dated approximately xx.xx-copy textbook target and early-year delivery disruption. Target realization and supplier receipts remain modeled.
67. Secondary-level students: A new year without full set of books for many - The Daily Star, December 28, 2025
    - Evidence informing forecast-year allocation inputs; displayed values and growth are calculated: The December xx.xx 2025 report corroborates the approximately xx.xx-copy academic-2026 target and continued delivery slippage. It informs a normalization assumption, not an observed 2032 share.
68. Business Books - Print Professional, Custom Corporate Books | Blurb
    - Evidence informing base-year allocation inputs; displayed values and growth are calculated: The business-book offering includes organizational presentation and corporate-gift applications. It establishes an in-scope commissioning proposition, not the modeled global copy quantity or spending.
    - Evidence informing forecast-year allocation inputs; displayed values and growth are calculated: The business-book offering includes organizational presentation and corporate-gift applications. It establishes an in-scope commissioning proposition, not the modeled global copy quantity or spending.
69. How to Use Lulu to Support Your Nonprofit | Lulu
    - Evidence informing base-year allocation inputs; displayed values and growth are calculated: The platform permits an organization or charity to receive creator proceeds. This supports excluding beneficiary-only arrangements from nonprofit commissioning; it does not measure nonprofit printing purchases.
    - Evidence informing forecast-year allocation inputs; displayed values and growth are calculated: The platform permits an organization or charity to receive creator proceeds. This supports excluding beneficiary-only arrangements from nonprofit commissioning; it does not measure nonprofit printing purchases.

70. News Corp - Form 10-K for the fiscal year ended June 30, 2025
    - Evidence informing base-year allocation inputs; displayed values and growth are calculated: Fiscal 2025 consumer backlist revenue of xx.xx% and digital revenue of xx.xx% anchor the assumed physical-backlist bridge and its forecast starting model.
    - Evidence informing forecast-year allocation inputs; displayed values and growth are calculated: Fiscal 2025 consumer backlist revenue of xx.xx% and digital revenue of xx.xx% anchor the assumed physical-backlist bridge and its forecast starting model.
    - Evidence informing base-year allocation inputs; displayed values and growth are calculated: The disclosed backlist mix constrains recurring-title demand; its division into replenishment and POD remains modeled.
    - Evidence informing forecast-year allocation inputs; displayed values and growth are calculated: The disclosed backlist mix constrains recurring-title demand; its division into replenishment and POD remains modeled.
    - Evidence informing base-year allocation inputs; displayed values and growth are calculated: The complementary frontlist population supports the launch-stock cohort after physical-format adjustments.
    - Evidence informing forecast-year allocation inputs; displayed values and growth are calculated: The complementary frontlist population supports the launch-stock cohort after physical-format adjustments.
71. News Corp - Form 10-K for the fiscal year ended June 30, 2026
    - Evidence informing forecast-year allocation inputs; displayed values and growth are calculated: Fiscal 2026 backlist revenue of xx.xx% and digital revenue of xx.xx% lower the forecast physical-backlist proxy instead of assuming continued backlist expansion.
    - Evidence informing forecast-year allocation inputs; displayed values and growth are calculated: The updated catalog mix changes the forecast population available for repeat inventory releases.
    - Evidence informing forecast-year allocation inputs; displayed values and growth are calculated: The updated frontlist/backlist bridge changes the forecast planned-production weight; no 2032 share is disclosed.
72. How Do Lulu Direct Orders Work?
    - Evidence informing base-year allocation inputs; displayed values and growth are calculated: Lulu describes printing after customer purchase and distinguishes production from subsequent shipment, supporting recipient-order attribution rather than technology-based classification.
    - Evidence informing forecast-year allocation inputs; displayed values and growth are calculated: Lulu describes printing after customer purchase and distinguishes production from subsequent shipment, supporting recipient-order attribution rather than technology-based classification.
    - Evidence informing base-year allocation inputs; displayed values and growth are calculated: No minimum order and one-copy ordering establish commercial feasibility, not the number or value of single-copy releases.
    - Evidence informing forecast-year allocation inputs; displayed values and growth are calculated: No minimum order and one-copy ordering establish commercial feasibility, not the number or value of single-copy releases.
    - Evidence informing base-year allocation inputs; displayed values and growth are calculated: One POD offering accepts hundreds of copies, independently challenging a POD-equals-single-copy allocation.
    - Evidence informing forecast-year allocation inputs; displayed values and growth are calculated: One POD offering accepts hundreds of copies, independently challenging a POD-equals-single-copy allocation.
    - Evidence informing base-year allocation inputs; displayed values and growth are calculated: Orders can extend into thousands within the same offering; the production trigger therefore does not uniquely identify the working run band.
    - Evidence informing forecast-year allocation inputs; displayed values and growth are calculated: Orders can extend into thousands within the same offering; the production trigger therefore does not uniquely identify the working run band.

73. Supply Chain - Clays

- Evidence informing base-year allocation inputs; displayed values and growth are calculated: Clays describes differentiated backlist arrangements and stock visibility, supporting a separate inventory-replenishment cohort without establishing its numerical prevalence.
- Evidence informing forecast-year allocation inputs; displayed values and growth are calculated: Clays describes differentiated backlist arrangements and stock visibility, supporting a separate inventory-replenishment cohort without establishing its numerical prevalence.
- Evidence informing base-year allocation inputs; displayed values and growth are calculated: New-title consolidation and predictable annual backlist demand support retaining planned inventory commitments; short-run printing is explicitly not necessarily POD.
- Evidence informing forecast-year allocation inputs; displayed values and growth are calculated: New-title consolidation and predictable annual backlist demand support retaining planned inventory commitments; short-run printing is explicitly not necessarily POD.
- Evidence informing base-year allocation inputs; displayed values and growth are calculated: Clays explicitly distinguishes short-run work from POD, supporting category separation rather than a technological proxy for value share.
- Evidence informing forecast-year allocation inputs; displayed values and growth are calculated: Clays explicitly distinguishes short-run work from POD, supporting category separation rather than a technological proxy for value share.

74. Smart Backlist Management: When to Hold and When to Print-on-Demand

- Evidence informing base-year allocation inputs; displayed values and growth are calculated: Sheridan describes low-volume titles moving to POD while other titles retain inventory, supporting differentiated release-policy assumptions rather than a uniform backlist-to-POD conversion.
- Evidence informing forecast-year allocation inputs; displayed values and growth are calculated: Sheridan describes low-volume titles moving to POD while other titles retain inventory, supporting differentiated release-policy assumptions rather than a uniform backlist-to-POD conversion.
- Evidence informing base-year allocation inputs; displayed values and growth are calculated: A disclosed customer example uses a stock threshold to trigger a 2,000-copy replenishment order. It establishes the commercial mechanism, not a market-wide share.
- Evidence informing forecast-year allocation inputs; displayed values and growth are calculated: A disclosed customer example uses a stock threshold to trigger a 2,000-copy replenishment order. It establishes the commercial mechanism, not a market-wide share.

75. Shortage of NCERT textbooks - Rajya Sabha Unstarred Question No. 1941, December 17, 2025
    - Evidence informing base-year allocation inputs; displayed values and growth are calculated: Advance enrollment-based forecasting, academic-session readiness and a fiscal 2025-xx.xx plan for approximately xx.xx textbooks support a substantial calendar-driven stock cohort. The target is not realized production.
    - Evidence informing forecast-year allocation inputs; displayed values and growth are calculated: Advance enrollment-based forecasting, academic-session readiness and a fiscal 2025-xx.xx plan for approximately xx.xx textbooks support a substantial calendar-driven stock cohort. The target is not realized production.
    - Evidence informing base-year allocation inputs; displayed values and growth are calculated: Phased supply and inventory monitoring support distinguishing ongoing availability obligations from individual-recipient POD, without quantifying replenishment's global prevalence.
    - Evidence informing forecast-year allocation inputs; displayed values and growth are calculated: Phased supply and inventory monitoring support distinguishing ongoing availability obligations from individual-recipient POD, without quantifying replenishment's global prevalence.
    - Evidence informing base-year allocation inputs; displayed values and growth are calculated: The official answer distinguishes printer empanelment from approximately xx.xx distribution vendors and describes planned fiscal 2025-xx.xx printing of approximately xx.xx textbooks. It supports commissioning-versus-distribution separation, not a realized monetary channel split.
    - Evidence informing forecast-year allocation inputs; displayed values and growth are calculated: The official answer distinguishes printer empanelment from approximately xx.xx distribution vendors and describes planned fiscal 2025-xx.xx printing of approximately xx.xx textbooks. It supports commissioning-versus-distribution separation, not a realized monetary channel split.
    - Evidence informing base-year allocation inputs; displayed values and growth are calculated: Phased textbook supply supports treating annual institutional quantities separately from production batches; it does not disclose the medium-run allocation.
    - Evidence informing forecast-year allocation inputs; displayed values and growth are calculated: Phased textbook supply supports treating annual institutional quantities separately from production batches; it does not disclose the medium-run allocation.
    - Evidence informing base-year allocation inputs; displayed values and growth are calculated: The December xx.xx 2025 answer identifies a xx.xx-million-copy FY2025-xx.xx printing decision versus approximately xx.xx in recent years, a counterforce to assuming rapid long-run disappearance. Planned copies are not realized service revenue.
    - Evidence informing forecast-year allocation inputs; displayed values and growth are calculated: The December xx.xx 2025 answer identifies a xx.xx-million-copy FY2025-xx.xx printing decision versus approximately xx.xx in recent years, a counterforce to assuming rapid long-run disappearance. Planned copies are not realized service revenue.
76. Fulfillment Fee - Lulu Direct
    - Evidence informing base-year allocation inputs; displayed values and growth are calculated: The September 2026 schedule lists USD xx.xx per order regardless of item count, supporting an order-frequency effect on associated-service value. It does not verify the assumed historical or forecast multiplier.
    - Evidence informing forecast-year allocation inputs; displayed values and growth are calculated: The September 2026 schedule lists USD xx.xx per order regardless of item count, supporting an order-frequency effect on associated-service value. It does not verify the assumed historical or forecast multiplier.

77. InnerWorkings, Inc. - Form 10-K for the year ended December 31, 2019
    - Evidence informing base-year allocation inputs; displayed values and growth are calculated: The 2019 filing reports USD xx.xx gross profit on USD xx.xx revenue and describes purchased-product and direct-service costs. Historical reported margins constrain the modeled xx.xx% retained-fee ratio; they do not directly measure book-channel share.
    - Evidence informing forecast-year allocation inputs; displayed values and growth are calculated: The 2019 filing reports USD xx.xx gross profit on USD xx.xx revenue and describes purchased-product and direct-service costs. Historical reported margins constrain the modeled xx.xx% retained-fee ratio; they do not directly measure book-channel share.
    - Evidence informing base-year allocation inputs; displayed values and growth are calculated: The procurement-service margin comparison supports the fee-to-managed-spending bridge underlying the direct-channel complement. Carrying the normalized ratio into 2032 is explicitly a forecast assumption.
    - Evidence informing forecast-year allocation inputs; displayed values and growth are calculated: The procurement-service margin comparison supports the fee-to-managed-spending bridge underlying the direct-channel complement. Carrying the normalized ratio into 2032 is explicitly a forecast assumption.
78. Simplified Purchase Agreement - U.S. Government Publishing Office
    - Evidence informing base-year allocation inputs; displayed values and growth are calculated: SPA permits agency awards directly to certified vendors for purchases up to USD xx.xx while GPO pays vendors and invoices agencies. This supports classifying by the contracting relationship rather than the invoice payer, not a numerical global weight.
    - Evidence informing forecast-year allocation inputs; displayed values and growth are calculated: SPA permits agency awards directly to certified vendors for purchases up to USD xx.xx while GPO pays vendors and invoices agencies. This supports classifying by the contracting relationship rather than the invoice payer, not a numerical global weight.
79. Global Print Services | China, Europe, SE Asia, USA & India
    - Evidence informing base-year allocation inputs; displayed values and growth are calculated: Imago describes sourcing suppliers and coordinating multiple manufacturers for book-related projects. Its cumulative customer relationships establish the offered intermediary role but are not annual revenue or allocation weights.
    - Evidence informing forecast-year allocation inputs; displayed values and growth are calculated: Imago describes sourcing suppliers and coordinating multiple manufacturers for book-related projects. Its cumulative customer relationships establish the offered intermediary role but are not annual revenue or allocation weights.
80. Lion Rock Group Limited - Annual Report 2025
    - Evidence informing base-year allocation inputs; displayed values and growth are calculated: Own-business 2025 turnover changes of minus xx.xx% for APOL and minus xx.xx% for Regent challenge uniform intermediary growth; Regent's non-book focus limits its relevance. These observations support avoiding an additional adoption uplift.
    - Evidence informing forecast-year allocation inputs; displayed values and growth are calculated: Own-business 2025 turnover changes of minus xx.xx% for APOL and minus xx.xx% for Regent challenge uniform intermediary growth; Regent's non-book focus limits its relevance. These observations support avoiding an additional adoption uplift.
    - Evidence informing base-year allocation inputs; displayed values and growth are calculated: Manufacturing turnover changes of minus xx.xx% at xx.xx Printing and plus xx.xx% at Papercraft demonstrate differing supplier trajectories rather than a simple common channel-growth pattern; these are not direct-contracting market shares.
    - Evidence informing forecast-year allocation inputs; displayed values and growth are calculated: Manufacturing turnover changes of minus xx.xx% at xx.xx Printing and plus xx.xx% at Papercraft demonstrate differing supplier trajectories rather than a simple common channel-growth pattern; these are not direct-contracting market shares.

81. Imprint Digital - Book Printing Prices UK

- Evidence informing base-year allocation inputs; displayed values and growth are calculated: The inspected schedule quotes GBP xx.xx at xx.xx copies for one paperback specification, supporting a relative-price input, not a historical global realization.
- Evidence informing forecast-year allocation inputs; displayed values and growth are calculated: The inspected schedule quotes GBP xx.xx at xx.xx copies for one paperback specification, supporting a relative-price input, not a historical global realization.
- Evidence informing base-year allocation inputs; displayed values and growth are calculated: GBP xx.xx at xx.xx copies supplies the medium-run reference index; format and delivery differences require separate treatment.
- Evidence informing forecast-year allocation inputs; displayed values and growth are calculated: GBP xx.xx at xx.xx copies supplies the medium-run reference index; format and delivery differences require separate treatment.
- Evidence informing base-year allocation inputs; displayed values and growth are calculated: The quantity-price curve anchors the reference from which the long-run discount is assumed; no long-run price or future share is disclosed.
- Evidence informing forecast-year allocation inputs; displayed values and growth are calculated: The quantity-price curve anchors the reference from which the long-run discount is assumed; no long-run price or future share is disclosed.

82. Print Options

- Evidence informing base-year allocation inputs; displayed values and growth are calculated: KDP distinguishes black-and-white from color records and locks ink type after publication. These platform-specific conditions qualify switching assumptions, not market weights. ([kdp.amazon.com](https://kdp.amazon.com/en_US/help/topic/G201834180))
- Evidence informing forecast-year allocation inputs; displayed values and growth are calculated: KDP distinguishes black-and-white from color records and locks ink type after publication. These platform-specific conditions qualify switching assumptions, not market weights. ([kdp.amazon.com](https://kdp.amazon.com/en_US/help/topic/G201834180))
- Evidence informing base-year allocation inputs; displayed values and growth are calculated: The displayed platform menu does not establish designated spot-color availability or sales; a general color option is not used as evidence of spot-color demand. ([kdp.amazon.com](https://kdp.amazon.com/en_US/help/topic/G201834180))
- Evidence informing forecast-year allocation inputs; displayed values and growth are calculated: The displayed platform menu does not establish designated spot-color availability or sales; a general color option is not used as evidence of spot-color demand. ([kdp.amazon.com](https://kdp.amazon.com/en_US/help/topic/G201834180))
- Evidence informing base-year allocation inputs; displayed values and growth are calculated: Standard color is unavailable for hardcover, but premium color is available. Both process-color tiers belong within the modeled Full-Color Interiors category. ([kdp.amazon.com](https://kdp.amazon.com/en_US/help/topic/G201834180))
- Evidence informing forecast-year allocation inputs; displayed values and growth are calculated: Standard color is unavailable for hardcover, but premium color is available. Both process-color tiers belong within the modeled Full-Color Interiors category. ([kdp.amazon.com](https://kdp.amazon.com/en_US/help/topic/G201834180))

83. Synthèse des chiffres de l'édition jeunesse 2024-2025

- Evidence informing base-year allocation inputs; displayed values and growth are calculated: The primary French publishing survey reports a xx.xx% decline in illustrated early-childhood volumes and a xx.xx% decline in youth-fiction volumes in 2024. These differing outcomes challenge an aggressive universal color-growth assumption. ([sne.fr](https://www.sne.fr/actu/synthese-des-chiffres-de-ledition-jeunesse-2024-2025/))
- Evidence informing forecast-year allocation inputs; displayed values and growth are calculated: The primary French publishing survey reports a xx.xx% decline in illustrated early-childhood volumes and a xx.xx% decline in youth-fiction volumes in 2024. These differing outcomes challenge an aggressive universal color-growth assumption. ([sne.fr](https://www.sne.fr/actu/synthese-des-chiffres-de-ledition-jeunesse-2024-2025/))

20.11. Russia

Table 662. Russia Book Printing & Packaging Services Market Size, 2017-2040 (USD Million)

Country	2017	2024	2025	2026	2027	2032	2040	CAGR (%)
Russia	**xx.xx**	**xx.xx**	**xx.xx**	**xx.xx**	**xx.xx**	**xx.xx**	**xx.xx**	**xx.xx**

Table 663. Russia Book Printing & Packaging Services Market Size, by Service Offering, 2017-2040 (USD Million)

Service Offering	2017	2024	2025	2026	2027	2032	2040	CAGR (%)
Book Packaging Production	xx.xx	xx.xx	xx.xx	xx.xx	xx.xx	xx.xx	xx.xx	xx.xx
Book Packing & Kitting	xx.xx	xx.xx	xx.xx	xx.xx	xx.xx	xx.xx	xx.xx	xx.xx
Book Printing	xx.xx	xx.xx	xx.xx	xx.xx	xx.xx	xx.xx	xx.xx	xx.xx
Bookbinding & Finishing	xx.xx	xx.xx	xx.xx	xx.xx	xx.xx	xx.xx	xx.xx	xx.xx
Prepress Services	xx.xx	xx.xx	xx.xx	xx.xx	xx.xx	xx.xx	xx.xx	xx.xx
Print Production Management	xx.xx	xx.xx	xx.xx	xx.xx	xx.xx	xx.xx	xx.xx	xx.xx
Production-Linked Fulfillment	xx.xx	xx.xx	xx.xx	xx.xx	xx.xx	xx.xx	xx.xx	xx.xx
Total	**xx.xx**	**xx.xx**	**xx.xx**	**xx.xx**	**xx.xx**	**xx.xx**	**xx.xx**	**xx.xx**

Table 664. Russia Book Printing & Packaging Services Market Size, by Book Format, 2017-2040 (USD Million)

Book Format	2017	2024	2025	2026	2027	2032	2040	CAGR (%)
Accordion-Fold Books	xx.xx	xx.xx	xx.xx	xx.xx	xx.xx	xx.xx	xx.xx	xx.xx
Bath Books	xx.xx	xx.xx	xx.xx	xx.xx	xx.xx	xx.xx	xx.xx	xx.xx
Board Books	xx.xx	xx.xx	xx.xx	xx.xx	xx.xx	xx.xx	xx.xx	xx.xx
Foam Books	xx.xx	xx.xx	xx.xx	xx.xx	xx.xx	xx.xx	xx.xx	xx.xx
Hardcover Books	xx.xx	xx.xx	xx.xx	xx.xx	xx.xx	xx.xx	xx.xx	xx.xx
Loose-Leaf Books	xx.xx	xx.xx	xx.xx	xx.xx	xx.xx	xx.xx	xx.xx	xx.xx
Paperback & Softcover Books	xx.xx	xx.xx	xx.xx	xx.xx	xx.xx	xx.xx	xx.xx	xx.xx
Saddle-Stitched Booklets	xx.xx	xx.xx	xx.xx	xx.xx	xx.xx	xx.xx	xx.xx	xx.xx
Slide-Bound Books	xx.xx	xx.xx	xx.xx	xx.xx	xx.xx	xx.xx	xx.xx	xx.xx
Textile Books	xx.xx	xx.xx	xx.xx	xx.xx	xx.xx	xx.xx	xx.xx	xx.xx
Wire, Coil & Comb-Bound Books	xx.xx	xx.xx	xx.xx	xx.xx	xx.xx	xx.xx	xx.xx	xx.xx
Total	**xx.xx**	**xx.xx**	**xx.xx**	**xx.xx**	**xx.xx**	**xx.xx**	**xx.xx**	**xx.xx**

Table 665. Russia Book Printing & Packaging Services Market Size, by Packaging Format, 2017-2040 (USD Million)

Packaging Format	2017	2024	2025	2026	2027	2032	2040	CAGR (%)
Bags & Pouches	xx.xx	xx.xx	xx.xx	xx.xx	xx.xx	xx.xx	xx.xx	xx.xx
Blister & Clamshell Packs	xx.xx	xx.xx	xx.xx	xx.xx	xx.xx	xx.xx	xx.xx	xx.xx
Boxes & Lidded Cases	xx.xx	xx.xx	xx.xx	xx.xx	xx.xx	xx.xx	xx.xx	xx.xx
Envelopes, Wallets & Folders	xx.xx	xx.xx	xx.xx	xx.xx	xx.xx	xx.xx	xx.xx	xx.xx
Film & Paper Wraps	xx.xx	xx.xx	xx.xx	xx.xx	xx.xx	xx.xx	xx.xx	xx.xx
Protective Inserts & Cushioning	xx.xx	xx.xx	xx.xx	xx.xx	xx.xx	xx.xx	xx.xx	xx.xx
Seals & Strapping	xx.xx	xx.xx	xx.xx	xx.xx	xx.xx	xx.xx	xx.xx	xx.xx
Sleeves & Wraparound Bands	xx.xx	xx.xx	xx.xx	xx.xx	xx.xx	xx.xx	xx.xx	xx.xx
Slipcases	xx.xx	xx.xx	xx.xx	xx.xx	xx.xx	xx.xx	xx.xx	xx.xx
Others	xx.xx	xx.xx	xx.xx	xx.xx	xx.xx	xx.xx	xx.xx	xx.xx
Total	**xx.xx**	**xx.xx**	**xx.xx**	**xx.xx**	**xx.xx**	**xx.xx**	**xx.xx**	**xx.xx**

Table 666. Russia Book Printing & Packaging Services Market Size, by Printing Technology, 2017-2040 (USD Million)

Printing Technology	2017	2024	2025	2026	2027	2032	2040	CAGR (%)
Braille Embossing	xx.xx	xx.xx	xx.xx	xx.xx	xx.xx	xx.xx	xx.xx	xx.xx
Digital Printing	xx.xx	xx.xx	xx.xx	xx.xx	xx.xx	xx.xx	xx.xx	xx.xx
Flexographic Printing	xx.xx	xx.xx	xx.xx	xx.xx	xx.xx	xx.xx	xx.xx	xx.xx
Gravure Printing	xx.xx	xx.xx	xx.xx	xx.xx	xx.xx	xx.xx	xx.xx	xx.xx
Letterpress Printing	xx.xx	xx.xx	xx.xx	xx.xx	xx.xx	xx.xx	xx.xx	xx.xx
Offset Lithography	xx.xx	xx.xx	xx.xx	xx.xx	xx.xx	xx.xx	xx.xx	xx.xx
Screen Printing	xx.xx	xx.xx	xx.xx	xx.xx	xx.xx	xx.xx	xx.xx	xx.xx
Silver-Halide Photographic Printing	xx.xx	xx.xx	xx.xx	xx.xx	xx.xx	xx.xx	xx.xx	xx.xx
Stencil Duplicator Printing	xx.xx	xx.xx	xx.xx	xx.xx	xx.xx	xx.xx	xx.xx	xx.xx
Others	xx.xx	xx.xx	xx.xx	xx.xx	xx.xx	xx.xx	xx.xx	xx.xx
Total	**xx.xx**	**xx.xx**	**xx.xx**	**xx.xx**	**xx.xx**	**xx.xx**	**xx.xx**	**xx.xx**

Table 667. Russia Book Printing & Packaging Services Market Size, by Offset Lithography, 2017-2040 (USD Million)

Offset Lithography	2017	2024	2025	2026	2027	2032	2040	CAGR (%)
Sheetfed Offset Printing	xx.xx	xx.xx	xx.xx	xx.xx	xx.xx	xx.xx	xx.xx	xx.xx
Web Offset Printing	xx.xx	xx.xx	xx.xx	xx.xx	xx.xx	xx.xx	xx.xx	xx.xx
Total	**xx.xx**	**xx.xx**	**xx.xx**	**xx.xx**	**xx.xx**	**xx.xx**	**xx.xx**	**xx.xx**

Table 668. Russia Book Printing & Packaging Services Market Size, by Digital Printing, 2017-2040 (USD Million)

Digital Printing	2017	2024	2025	2026	2027	2032	2040	CAGR (%)
Electrophotographic Printing	xx.xx	xx.xx	xx.xx	xx.xx	xx.xx	xx.xx	xx.xx	xx.xx
Inkjet Printing	xx.xx	xx.xx	xx.xx	xx.xx	xx.xx	xx.xx	xx.xx	xx.xx
Thermal Printing	xx.xx	xx.xx	xx.xx	xx.xx	xx.xx	xx.xx	xx.xx	xx.xx
Total	**xx.xx**	**xx.xx**	**xx.xx**	**xx.xx**	**xx.xx**	**xx.xx**	**xx.xx**	**xx.xx**

Table 669. Russia Book Printing & Packaging Services Market Size, by Publication Application, 2017-2040 (USD Million)

Publication Application	2017	2024	2025	2026	2027	2032	2040	CAGR (%)
Activity & Puzzle Books	xx.xx	xx.xx	xx.xx	xx.xx	xx.xx	xx.xx	xx.xx	xx.xx
Art & Photography Books	xx.xx	xx.xx	xx.xx	xx.xx	xx.xx	xx.xx	xx.xx	xx.xx
Commemorative & Personal Books	xx.xx	xx.xx	xx.xx	xx.xx	xx.xx	xx.xx	xx.xx	xx.xx
Educational & Training Books	xx.xx	xx.xx	xx.xx	xx.xx	xx.xx	xx.xx	xx.xx	xx.xx
General-Interest Books	xx.xx	xx.xx	xx.xx	xx.xx	xx.xx	xx.xx	xx.xx	xx.xx
Institutional & Corporate Books	xx.xx	xx.xx	xx.xx	xx.xx	xx.xx	xx.xx	xx.xx	xx.xx
Music Books & Scores	xx.xx	xx.xx	xx.xx	xx.xx	xx.xx	xx.xx	xx.xx	xx.xx
Religious & Devotional Books	xx.xx	xx.xx	xx.xx	xx.xx	xx.xx	xx.xx	xx.xx	xx.xx
Scholarly & Professional Books	xx.xx	xx.xx	xx.xx	xx.xx	xx.xx	xx.xx	xx.xx	xx.xx
Total	**xx.xx**	**xx.xx**	**xx.xx**	**xx.xx**	**xx.xx**	**xx.xx**	**xx.xx**	**xx.xx**

Table 670. Russia Book Printing & Packaging Services Market Size, by Educational & Training Books, 2017-2040 (USD Million)

Educational & Training Books	2017	2024	2025	2026	2027	2032	2040	CAGR (%)
Higher Education Textbooks	xx.xx	xx.xx	xx.xx	xx.xx	xx.xx	xx.xx	xx.xx	xx.xx
School Textbooks & Workbooks	xx.xx	xx.xx	xx.xx	xx.xx	xx.xx	xx.xx	xx.xx	xx.xx
Vocational & Continuing Education Books	xx.xx	xx.xx	xx.xx	xx.xx	xx.xx	xx.xx	xx.xx	xx.xx
Total	**xx.xx**	**xx.xx**	**xx.xx**	**xx.xx**	**xx.xx**	**xx.xx**	**xx.xx**	**xx.xx**

Table 671. Russia Book Printing & Packaging Services Market Size, by Commemorative & Personal Books, 2017-2040 (USD Million)

Commemorative & Personal Books	2017	2024	2025	2026	2027	2032	2040	CAGR (%)
Personal Photo & Memory Books	xx.xx	xx.xx	xx.xx	xx.xx	xx.xx	xx.xx	xx.xx	xx.xx
Yearbooks & Organizational Commemoratives	xx.xx	xx.xx	xx.xx	xx.xx	xx.xx	xx.xx	xx.xx	xx.xx
Total	**xx.xx**	**xx.xx**	**xx.xx**	**xx.xx**	**xx.xx**	**xx.xx**	**xx.xx**	**xx.xx**

Table 672. Russia Book Printing & Packaging Services Market Size, by Scholarly & Professional Books, 2017-2040 (USD Million)

Scholarly & Professional Books	2017	2024	2025	2026	2027	2032	2040	CAGR (%)
Professional & Technical Reference Books	xx.xx	xx.xx	xx.xx	xx.xx	xx.xx	xx.xx	xx.xx	xx.xx
Scholarly Research Books	xx.xx	xx.xx	xx.xx	xx.xx	xx.xx	xx.xx	xx.xx	xx.xx
Total	**xx.xx**	**xx.xx**	**xx.xx**	**xx.xx**	**xx.xx**	**xx.xx**	**xx.xx**	**xx.xx**

Table 673. Russia Book Printing & Packaging Services Market Size, by Buyer Type, 2017-2040 (USD Million)

Buyer Type	2017	2024	2025	2026	2027	2032	2040	CAGR (%)
Corporate & Commercial Buyers	xx.xx	xx.xx	xx.xx	xx.xx	xx.xx	xx.xx	xx.xx	xx.xx
Educational & Research Institutions	xx.xx	xx.xx	xx.xx	xx.xx	xx.xx	xx.xx	xx.xx	xx.xx
Government & Intergovernmental Bodies	xx.xx	xx.xx	xx.xx	xx.xx	xx.xx	xx.xx	xx.xx	xx.xx
Nonprofit & Membership Organizations	xx.xx	xx.xx	xx.xx	xx.xx	xx.xx	xx.xx	xx.xx	xx.xx
Print & Production Service Providers	xx.xx	xx.xx	xx.xx	xx.xx	xx.xx	xx.xx	xx.xx	xx.xx
Private Individuals & Households	xx.xx	xx.xx	xx.xx	xx.xx	xx.xx	xx.xx	xx.xx	xx.xx
Publishing Organizations	xx.xx	xx.xx	xx.xx	xx.xx	xx.xx	xx.xx	xx.xx	xx.xx
Self-Publishing Authors & Creators	xx.xx	xx.xx	xx.xx	xx.xx	xx.xx	xx.xx	xx.xx	xx.xx
Total	**xx.xx**	**xx.xx**	**xx.xx**	**xx.xx**	**xx.xx**	**xx.xx**	**xx.xx**	**xx.xx**

Table 674. Russia Book Printing & Packaging Services Market Size, by Production Model, 2017-2040 (USD Million)

Production Model	2017	2024	2025	2026	2027	2032	2040	CAGR (%)
Planned Stock Production	xx.xx	xx.xx	xx.xx	xx.xx	xx.xx	xx.xx	xx.xx	xx.xx
Print-on-Demand	xx.xx	xx.xx	xx.xx	xx.xx	xx.xx	xx.xx	xx.xx	xx.xx
Stock Replenishment	xx.xx	xx.xx	xx.xx	xx.xx	xx.xx	xx.xx	xx.xx	xx.xx
Total	**xx.xx**	**xx.xx**	**xx.xx**	**xx.xx**	**xx.xx**	**xx.xx**	**xx.xx**	**xx.xx**

Table 675. Russia Book Printing & Packaging Services Market Size, by Fulfillment Model, 2017-2040 (USD Million)

Fulfillment Model	2017	2024	2025	2026	2027	2032	2040	CAGR (%)
Consolidated Handoff	xx.xx	xx.xx	xx.xx	xx.xx	xx.xx	xx.xx	xx.xx	xx.xx
Distribution-List Delivery	xx.xx	xx.xx	xx.xx	xx.xx	xx.xx	xx.xx	xx.xx	xx.xx
Order-Level Fulfillment	xx.xx	xx.xx	xx.xx	xx.xx	xx.xx	xx.xx	xx.xx	xx.xx
Total	**xx.xx**	**xx.xx**	**xx.xx**	**xx.xx**	**xx.xx**	**xx.xx**	**xx.xx**	**xx.xx**

Table 676. Russia Book Printing & Packaging Services Market Size, by Procurement Channel, 2017-2040 (USD Million)

Procurement Channel	2017	2024	2025	2026	2027	2032	2040	CAGR (%)
Direct Provider Contracting	xx.xx	xx.xx	xx.xx	xx.xx	xx.xx	xx.xx	xx.xx	xx.xx
Intermediary-Led Contracting	xx.xx	xx.xx	xx.xx	xx.xx	xx.xx	xx.xx	xx.xx	xx.xx
Total	**xx.xx**	**xx.xx**	**xx.xx**	**xx.xx**	**xx.xx**	**xx.xx**	**xx.xx**	**xx.xx**

Table 677. Russia Book Printing & Packaging Services Market Size, by Print Run Length, 2017-2040 (USD Million)

Print Run Length	2017	2024	2025	2026	2027	2032	2040	CAGR (%)
Long Runs	xx.xx	xx.xx	xx.xx	xx.xx	xx.xx	xx.xx	xx.xx	xx.xx
Medium Runs	xx.xx	xx.xx	xx.xx	xx.xx	xx.xx	xx.xx	xx.xx	xx.xx
Short Runs	xx.xx	xx.xx	xx.xx	xx.xx	xx.xx	xx.xx	xx.xx	xx.xx
Single-Copy Runs	xx.xx	xx.xx	xx.xx	xx.xx	xx.xx	xx.xx	xx.xx	xx.xx
Total	**xx.xx**	**xx.xx**	**xx.xx**	**xx.xx**	**xx.xx**	**xx.xx**	**xx.xx**	**xx.xx**

Table 678. Russia Book Printing & Packaging Services Market Size, by Interior Color, 2017-2040 (USD Million)

Interior Color	2017	2024	2025	2026	2027	2032	2040	CAGR (%)
Black-and-White Interiors	xx.xx	xx.xx	xx.xx	xx.xx	xx.xx	xx.xx	xx.xx	xx.xx
Full-Color Interiors	xx.xx	xx.xx	xx.xx	xx.xx	xx.xx	xx.xx	xx.xx	xx.xx
Spot-Color Interiors	xx.xx	xx.xx	xx.xx	xx.xx	xx.xx	xx.xx	xx.xx	xx.xx
Total	**xx.xx**	**xx.xx**	**xx.xx**	**xx.xx**	**xx.xx**	**xx.xx**	**xx.xx**	**xx.xx**

Sources & Evidence

1. European Book Publishing Statistics 2024
   - Evidence informing the 2024 market-value input; displayed series and growth include calculations: European publishers reported approximately EUR xx.xx of net book-sales revenue in 2024. The disclosed ebook and audiobook proportions inform the modeled xx.xx% physical-book revenue proportion; publisher revenue is an input, not printing-service revenue.
   - Evidence informing the 2025 market-value input; displayed series and growth include calculations: The 2024 publisher-revenue and format observations provide the European demand input carried into the 2025 estimate.

2. The Global Publishing Industry in 2022

- Evidence informing the 2024 market-value input; displayed series and growth include calculations: Table xx.xx supplies country-level publishing revenues and identifies differences between retail-value, publisher-revenue, print-only and prior-year observations. Selected non-European country observations are adjusted for physical formats and period before estimating production spending.
- Evidence informing the 2025 market-value input; displayed series and growth include calculations: The selected country observations contribute to the demand pool underlying the 2025 working estimate. Nielsen retail datasets elsewhere in the publication are not used.
- Evidence informing base-year allocation inputs; displayed values and growth are calculated: Primary survey sector differences constrain the education-adjusted hardcover proxy.
- Evidence informing forecast-year allocation inputs; displayed values and growth are calculated: Primary survey sector differences constrain the education-adjusted hardcover proxy.
- Evidence informing base-year allocation inputs; displayed values and growth are calculated: Educational/trade differences qualify extrapolation of U.S. consumer-format revenue.
- Evidence informing forecast-year allocation inputs; displayed values and growth are calculated: Educational/trade differences qualify extrapolation of U.S. consumer-format revenue.
- Evidence informing base-year allocation inputs; displayed values and growth are calculated: USD xx.xx of surveyed children's publishing revenue anchors the modeled specialty demand pool, not supplier receipts.
- Evidence informing forecast-year allocation inputs; displayed values and growth are calculated: USD xx.xx of surveyed children's publishing revenue anchors the modeled specialty demand pool, not supplier receipts.
- Evidence informing base-year allocation inputs; displayed values and growth are calculated: Sector data constrain the commissioning-pool proxy; mechanical incidence remains assumed.
- Evidence informing forecast-year allocation inputs; displayed values and growth are calculated: Sector data constrain the commissioning-pool proxy; mechanical incidence remains assumed.
- Evidence informing base-year allocation inputs; displayed values and growth are calculated: Educational demand supplies a common economic anchor; loose-leaf incidence remains modeled.
- Evidence informing forecast-year allocation inputs; displayed values and growth are calculated: Educational demand supplies a common economic anchor; loose-leaf incidence remains modeled.
- Evidence informing base-year allocation inputs; displayed values and growth are calculated: Sector observations constrain the educational short-book commissioning pool.
- Evidence informing forecast-year allocation inputs; displayed values and growth are calculated: Sector observations constrain the educational short-book commissioning pool.
- Evidence informing base-year allocation inputs; displayed values and growth are calculated: The commissioning-pool anchor supports an explicit sparse-format incidence model.
- Evidence informing forecast-year allocation inputs; displayed values and growth are calculated: The commissioning-pool anchor supports an explicit sparse-format incidence model.
- Evidence informing base-year allocation inputs; displayed values and growth are calculated: Children's demand anchors the accordion working estimate, not observed accordion orders.
- Evidence informing forecast-year allocation inputs; displayed values and growth are calculated: Children's demand anchors the accordion working estimate, not observed accordion orders.
- Evidence informing base-year allocation inputs; displayed values and growth are calculated: Children's demand anchors assumed textile-book order incidence.
- Evidence informing forecast-year allocation inputs; displayed values and growth are calculated: Children's demand anchors assumed textile-book order incidence.
- Evidence informing base-year allocation inputs; displayed values and growth are calculated: Children's demand anchors assumed bath-book order incidence.
- Evidence informing forecast-year allocation inputs; displayed values and growth are calculated: Children's demand anchors assumed bath-book order incidence.
- Evidence informing base-year allocation inputs; displayed values and growth are calculated: Children's demand anchors assumed foam-book order incidence.
- Evidence informing forecast-year allocation inputs; displayed values and growth are calculated: Children's demand anchors assumed foam-book order incidence.
- Evidence informing base-year allocation inputs; displayed values and growth are calculated: The original publishing survey documents country-level trade/education revenue differences used to constrain the modeled physical-publishing mix; it does not directly measure service shares.
- Evidence informing forecast-year allocation inputs; displayed values and growth are calculated: The original publishing survey documents country-level trade/education revenue differences used to constrain the modeled physical-publishing mix; it does not directly measure service shares.

3. 2024 年新闻出版统计公报

- Evidence informing the 2024 market-value input; displayed series and growth include calculations: For 2024, the official table reports xx.xx book copies or sheets and CNY xx.xx of book-publishing revenue. These constrain the demand bridge and historical contraction, rather than directly measuring printing-service sales.
- Evidence informing the 2025 market-value input; displayed series and growth include calculations: The 2024 book-publishing observation supplies the Chinese demand primitive for the 2025 model.
- Evidence informing base-year allocation inputs; displayed values and growth are calculated: Official 2024 output of xx.xx copies/sheets constrains total modeled publisher activity; it does not disclose single-copy production.
- Evidence informing forecast-year allocation inputs; displayed values and growth are calculated: Official 2024 output of xx.xx copies/sheets constrains total modeled publisher activity; it does not disclose single-copy production.
- Evidence informing base-year allocation inputs; displayed values and growth are calculated: Aggregate copies and annual title output constrain the shared activity model, not an observed short-run share.
- Evidence informing forecast-year allocation inputs; displayed values and growth are calculated: Aggregate copies and annual title output constrain the shared activity model, not an observed short-run share.
- Evidence informing base-year allocation inputs; displayed values and growth are calculated: Aggregate production provides a scale check for the medium-run assumption; annual copies per title are not individual batches.
- Evidence informing forecast-year allocation inputs; displayed values and growth are calculated: Aggregate production provides a scale check for the medium-run assumption; annual copies per title are not individual batches.
- Evidence informing base-year allocation inputs; displayed values and growth are calculated: Approximately xx.xx annual copies per title constrain the long-run scenario without proving its batch mix or forecast.
- Evidence informing forecast-year allocation inputs; displayed values and growth are calculated: Approximately xx.xx annual copies per title constrain the long-run scenario without proving its batch mix or forecast.

4. Foreign Exchange Rates - G.5A Annual, January 5, 2026

- Evidence informing the 2024 market-value input; displayed series and growth include calculations: The official 2024 annual-average conversion inputs are USD xx.xx per EUR, CNY xx.xx per USD and CAD xx.xx per USD.
- Evidence informing the 2025 market-value input; displayed series and growth include calculations: The exchange-rate table establishes the conversion basis of the preceding-year demand inputs used in the 2025 estimate; subsequent effective-USD price assumptions are modeled separately.

5. Book publishing industry, 2024 - Statistics Canada
   - Evidence informing the 2024 market-value input; displayed series and growth include calculations: Canadian publishers reported CAD xx.xx of print sales outside the online category and CAD xx.xx of online print sales in 2024. Their sum, rather than total operating revenue, supplies the physical-book demand input.
   - Evidence informing the 2025 market-value input; displayed series and growth include calculations: Reported cost of goods sold of CAD xx.xx, up CAD xx.xx from 2022, supplies a cost-pressure cross-check, not a directly attributable printing-services total.
   - Evidence informing base-year allocation inputs; displayed values and growth are calculated: Canadian online versus other print-sales values constrain parcel exposure, with explicit value-to-unit and geographic limitations.
   - Evidence informing forecast-year allocation inputs; displayed values and growth are calculated: Canadian online versus other print-sales values constrain parcel exposure, with explicit value-to-unit and geographic limitations.
   - Evidence informing base-year allocation inputs; displayed values and growth are calculated: The print-channel value mix supplies a limited parcel-demand proxy, not observed envelope purchases.
   - Evidence informing forecast-year allocation inputs; displayed values and growth are calculated: The print-channel value mix supplies a limited parcel-demand proxy, not observed envelope purchases.
   - Evidence informing base-year allocation inputs; displayed values and growth are calculated: The print-channel value mix supplies a limited parcel-demand proxy, not observed bag purchases.
   - Evidence informing forecast-year allocation inputs; displayed values and growth are calculated: The print-channel value mix supplies a limited parcel-demand proxy, not observed bag purchases.
   - Evidence informing base-year allocation inputs; displayed values and growth are calculated: Modest observed online-print growth qualifies aggressive parcel-related wrapping assumptions.
   - Evidence informing forecast-year allocation inputs; displayed values and growth are calculated: Modest observed online-print growth qualifies aggressive parcel-related wrapping assumptions.
   - Evidence informing base-year allocation inputs; displayed values and growth are calculated: Channel activity constrains the modeled delivery-pack population requiring separate protection.
   - Evidence informing forecast-year allocation inputs; displayed values and growth are calculated: Channel activity constrains the modeled delivery-pack population requiring separate protection.
   - Evidence informing base-year allocation inputs; displayed values and growth are calculated: Channel activity constrains the modeled delivery-pack population requiring closures.
   - Evidence informing forecast-year allocation inputs; displayed values and growth are calculated: Channel activity constrains the modeled delivery-pack population requiring closures.
6. U.S. Census Bureau - Books Printing: Shipments, annual table
   - Evidence informing the 2017 market-value input; displayed series and growth include calculations: U.S. books-printing shipments were USD xx.xx in 2017; this is a national production anchor for the historical model.
   - Evidence informing the 2018 market-value input; displayed series and growth include calculations: U.S. books-printing shipments were USD xx.xx in 2018.
   - Evidence informing the 2019 market-value input; displayed series and growth include calculations: U.S. books-printing shipments were USD xx.xx in 2019.
   - Evidence informing the 2020 market-value input; displayed series and growth include calculations: U.S. books-printing shipments were USD xx.xx in 2020.
   - Evidence informing the 2021 market-value input; displayed series and growth include calculations: U.S. books-printing shipments were USD xx.xx in 2021.
   - Evidence informing the 2022 market-value input; displayed series and growth include calculations: U.S. books-printing shipments were USD xx.xx in 2022.
   - Evidence informing the 2024 market-value input; displayed series and growth include calculations: U.S. books-printing shipments were USD xx.xx in 2024. This national industrial measure is narrower than the composite global service boundary.

7. U.S. Census Bureau - Book Publishers, All Establishments: Revenue, annual table
   - Evidence informing the 2024 market-value input; displayed series and growth include calculations: The Census annual series reports USD xx.xx of U.S. book-publisher revenue for 2024. A modeled xx.xx% physical-book proportion excludes digital and other adjacent receipts.
   - Evidence informing the 2025 market-value input; displayed series and growth include calculations: The 2024 Census observation replaces an older survey-based U.S. revenue bridge in the demand pool underlying 2025.

8. Scholastic Corporation - Form 10-K for the year ended May 31, 2025

- Evidence informing the 2024 market-value input; displayed series and growth include calculations: Scholastic's fiscal 2024 product, service, production and inventory-reserve costs were xx.xx% of revenue; postage, freight, shipping, fulfillment and other costs were xx.xx%. These broad categories constrain, but do not directly establish, eligible outsourced-service spending.
- Evidence informing the 2025 market-value input; displayed series and growth include calculations: The corresponding fiscal 2025 proportions were xx.xx% and xx.xx%. Royalties and prepublication amortization are separately disclosed, allowing their exclusion from the service-market bridge.
- Evidence informing base-year allocation inputs; displayed values and growth are calculated: Fiscal-2025 product, service, production and inventory-reserve costs were xx.xx% of revenue. The broader cost category constrains the manufacturing spending boundary but does not directly disclose printing-service revenue.
- Evidence informing forecast-year allocation inputs; displayed values and growth are calculated: Fiscal-2025 product, service, production and inventory-reserve costs were xx.xx% of revenue. The broader cost category constrains the manufacturing spending boundary but does not directly disclose printing-service revenue.
- Evidence informing base-year allocation inputs; displayed values and growth are calculated: Prepublication amortization is disclosed separately from production costs, supporting exclusion of adjacent amortization rather than equating it with externally purchased prepress.
- Evidence informing forecast-year allocation inputs; displayed values and growth are calculated: Prepublication amortization is disclosed separately from production costs, supporting exclusion of adjacent amortization rather than equating it with externally purchased prepress.
- Evidence informing base-year allocation inputs; displayed values and growth are calculated: Postage, freight, shipping, fulfillment and other costs were xx.xx% of revenue in fiscal 2025 versus xx.xx% in fiscal 2024. This is a broad buyer-cost check, not an eligible outsourced-fulfillment share.
- Evidence informing forecast-year allocation inputs; displayed values and growth are calculated: Postage, freight, shipping, fulfillment and other costs were xx.xx% of revenue in fiscal 2025 versus xx.xx% in fiscal 2024. This is a broad buyer-cost check, not an eligible outsourced-fulfillment share.
- Evidence informing base-year allocation inputs; displayed values and growth are calculated: Outsourced manufacturing coexists with company-operated distribution. Fiscal-2025 production-related costs were xx.xx% of revenue, constraining the inherited spending bridge rather than directly measuring the assumed route fraction.
- Evidence informing forecast-year allocation inputs; displayed values and growth are calculated: Outsourced manufacturing coexists with company-operated distribution. Fiscal-2025 production-related costs were xx.xx% of revenue, constraining the inherited spending bridge rather than directly measuring the assumed route fraction.
- Evidence informing base-year allocation inputs; displayed values and growth are calculated: Book-club revenue was xx.xx% online-ordered and xx.xx% parent-ordered, while products typically went to classrooms. This challenges the use of online sales as a proxy for the external contractor's delivery model.
- Evidence informing forecast-year allocation inputs; displayed values and growth are calculated: Book-club revenue was xx.xx% online-ordered and xx.xx% parent-ordered, while products typically went to classrooms. This challenges the use of online sales as a proxy for the external contractor's delivery model.
- Evidence informing base-year allocation inputs; displayed values and growth are calculated: Direct printer-to-customer fulfillment is a disclosed option. Broader logistics/other costs were xx.xx% of revenue versus xx.xx% previously, providing a cost-boundary check but no global order-level share or service-price growth observation.
- Evidence informing forecast-year allocation inputs; displayed values and growth are calculated: Direct printer-to-customer fulfillment is a disclosed option. Broader logistics/other costs were xx.xx% of revenue versus xx.xx% previously, providing a cost-boundary check but no global order-level share or service-price growth observation.

9. CEWE achieves all targets in 2025 and aims to further increase revenue and earnings in 2026

- Evidence informing the 2025 market-value input; displayed series and growth include calculations: CEWE reported xx.xx CEWE PHOTOBOOK copies in 2025 versus xx.xx in 2024, supporting a positive specialty-book volume assumption without establishing global adoption.
- Evidence informing the 2026 market-value input; displayed series and growth include calculations: Observed 2025 photobook growth informs the specialty-demand assumption for 2026; the market value remains modeled.
- Evidence informing the 2032 market-value input; displayed series and growth include calculations: The observed specialty-book activity is a starting condition for the forecast, not independent proof of continued growth through 2032.
- Evidence informing the 2040 market-value input; displayed series and growth include calculations: The forecast explicitly slows specialty-demand growth after 2032; this source supplies the initial commercial observation, not the long-term growth rate.
- Evidence informing base-year allocation inputs; displayed values and growth are calculated: CEWE reports xx.xx photobooks in 2025 compared with xx.xx in 2024. This independently establishes specialty-book activity underlying the nonpublisher model, without establishing a global expansion factor.
- Evidence informing forecast-year allocation inputs; displayed values and growth are calculated: CEWE reports xx.xx photobooks in 2025 compared with xx.xx in 2024. This independently establishes specialty-book activity underlying the nonpublisher model, without establishing a global expansion factor.
- Evidence informing base-year allocation inputs; displayed values and growth are calculated: Observed photobook activity supports retaining premium specialty commissions in the manufacturing mix; the binding allocation and unchanged future cohort profile remain assumptions.
- Evidence informing forecast-year allocation inputs; displayed values and growth are calculated: Observed photobook activity supports retaining premium specialty commissions in the manufacturing mix; the binding allocation and unchanged future cohort profile remain assumptions.
- Evidence informing base-year allocation inputs; displayed values and growth are calculated: Reported photobook volumes constrain personal-book activity and the nonpublisher starting condition, not hardcover prevalence or future share.
- Evidence informing forecast-year allocation inputs; displayed values and growth are calculated: Reported photobook volumes constrain personal-book activity and the nonpublisher starting condition, not hardcover prevalence or future share.
- Evidence informing base-year allocation inputs; displayed values and growth are calculated: Photobook activity supports the separate personal-book commissioning block; its softcover fraction remains assumed.
- Evidence informing forecast-year allocation inputs; displayed values and growth are calculated: Photobook activity supports the separate personal-book commissioning block; its softcover fraction remains assumed.
- Evidence informing base-year allocation inputs; displayed values and growth are calculated: Reported photobook copies rose from xx.xx to xx.xx; the narrower 2026 target qualifies strong specialty-growth assumptions.
- Evidence informing forecast-year allocation inputs; displayed values and growth are calculated: Reported photobook copies rose from xx.xx to xx.xx; the narrower 2026 target qualifies strong specialty-growth assumptions.
- Evidence informing base-year allocation inputs; displayed values and growth are calculated: Specialty-book activity constrains the presentation-demand scenario but does not measure gift-box attachment.
- Evidence informing forecast-year allocation inputs; displayed values and growth are calculated: Specialty-book activity constrains the presentation-demand scenario but does not measure gift-box attachment.
- Evidence informing base-year allocation inputs; displayed values and growth are calculated: Reports xx.xx CEWE PHOTOBOOK units in 2025 versus xx.xx in 2024, constraining the specialty-book demand budget without establishing a global process split.
- Evidence informing forecast-year allocation inputs; displayed values and growth are calculated: Reports xx.xx CEWE PHOTOBOOK units in 2025 versus xx.xx in 2024, constraining the specialty-book demand budget without establishing a global process split.
- Evidence informing base-year allocation inputs; displayed values and growth are calculated: Observed photobook activity supports the common photographic-demand input; electrophotographic attribution remains an explicit assumption.
- Evidence informing forecast-year allocation inputs; displayed values and growth are calculated: Observed photobook activity supports the common photographic-demand input; electrophotographic attribution remains an explicit assumption.
- Evidence informing base-year allocation inputs; displayed values and growth are calculated: The photobook

10. Paperback Printing Cost - Kindle Direct Publishing

- Evidence informing the 2025 market-value input; displayed series and growth include calculations: The inspected U.S. paperback schedule charges USD xx.xx plus USD xx.xx per page for the specified regular-trim black-ink category. It provides a contemporary commercial price comparison for the assumed USD xx.xx self-publishing production receipt, not an observed historical price or volume.
- Evidence informing the 2026 market-value input; displayed series and growth include calculations: The schedule distinguishes printing charges from royalties and retail list prices, supporting the production-receipt boundary used in the estimate.
- Evidence informing base-year allocation inputs; displayed values and growth are calculated: The current U.S. regular-trim black-ink schedule uses USD xx.xx plus USD xx.xx per page for the relevant page band, yielding the USD xx.xx representative manufacturing comparator. It anchors relative weights, not an observed global 2025 price or future share.
- Evidence informing forecast-year allocation inputs; displayed values and growth are calculated: The current U.S. regular-trim black-ink schedule uses USD xx.xx plus USD xx.xx per page for the relevant page band, yielding the USD xx.xx representative manufacturing comparator. It anchors relative weights, not an observed global 2025 price or future share.
- Evidence informing base-year allocation inputs; displayed values and growth are calculated: The paperback manufacturing comparator supplies the baseline from which the modeled binding component and hardcover increment are separated.
- Evidence informing forecast-year allocation inputs; displayed values and growth are calculated: The paperback manufacturing comparator supplies the baseline from which the modeled binding component and hardcover increment are separated.
- Evidence informing base-year allocation inputs; displayed values and growth are calculated: The separately identified paperback printing charge constrains the self-publishing production-receipt model and its distinction from retail proceeds.
- Evidence informing forecast-year allocation inputs; displayed values and growth are calculated: The separately identified paperback printing charge constrains the self-publishing production-receipt model and its distinction from retail proceeds.
- Evidence informing base-year allocation inputs; displayed values and growth are calculated: The inspected U.S. regular-trim black-ink schedule charges USD xx.xx plus USD xx.xx per page. It is a contemporary production-charge comparison for the modeled USD xx.xx receipt, not an observed historical Global average.
- Evidence informing forecast-year allocation inputs; displayed values and growth are calculated: The inspected U.S. regular-trim black-ink schedule charges USD xx.xx plus USD xx.xx per page. It is a contemporary production-charge comparison for the modeled USD xx.xx receipt, not an observed historical Global average.
- Evidence informing base-year allocation inputs; displayed values and growth are calculated: The relevant current U.S. paperback printing schedule is USD xx.xx plus USD xx.xx per page, giving USD xx.xx at xx.xx pages. This is a commercial price comparison for creator-production receipts, not proof of 2025 realization, volume or fulfillment mix.
- Evidence informing forecast-year allocation inputs; displayed values and growth are calculated: The relevant current U.S. paperback printing schedule is USD xx.xx plus USD xx.xx per page, giving USD xx.xx at xx.xx pages. This is a commercial price comparison for creator-production receipts, not proof of 2025 realization, volume or fulfillment mix.
- Evidence informing base-year allocation inputs; displayed values and growth are calculated: The current U.S. regular-trim black-ink schedule of USD xx.xx plus USD xx.xx per page gives USD xx.xx at xx.xx pages, a magnitude check for modeled single-copy receipts. It establishes neither global volume nor historical or forecast share.
- Evidence informing forecast-year allocation inputs; displayed values and growth are calculated: The current U.S. regular-trim black-ink schedule of USD xx.xx plus USD xx.xx per page gives USD xx.xx at xx.xx pages, a magnitude check for modeled single-copy receipts. It establishes neither global volume nor historical or forecast share.
- Evidence informing base-year allocation inputs; displayed values and growth are calculated: The current U.S. regular-trim black-ink schedule charges USD xx.xx plus USD xx.xx per page, yielding USD xx.xx for xx.xx pages. This is a contemporary price comparator, not a historical global average. ([kdp.amazon.com](https://kdp.amazon.com/en_US/help/topic/G201834340))
- Evidence informing forecast-year allocation inputs; displayed values and growth are calculated: The current U.S. regular-trim black-ink schedule charges USD xx.xx plus USD xx.xx per page, yielding USD xx.xx for xx.xx pages. This is a contemporary price comparator, not a historical global average. ([kdp.amazon.com](https://kdp.amazon.com/en_US/help/topic/G201834340))
- Evidence informing base-year allocation inputs; displayed values and growth are calculated: The comparable standard and premium color charges calculate to USD xx.xx and USD xx.xx. They constrain relative

11. European Book Publishing Statistics 2017

- Evidence informing the 2017 market-value input; displayed series and growth include calculations: The association's primary survey reports approximately EUR xx.xx of European net publisher revenue for 2017, constraining the pre-pandemic demand level.

12. European Book Publishing Statistics 2019

- Evidence informing the 2018 market-value input; displayed series and growth include calculations: The association reports approximately EUR xx.xx of publisher revenue for 2018.
- Evidence informing the 2019 market-value input; displayed series and growth include calculations: The association reports approximately EUR xx.xx for 2019 and identifies a questionnaire change that limits exact comparability with earlier observations.

13. 2021 年新闻出版产业分析报告

- Evidence informing the 2020 market-value input; displayed series and growth include calculations: The official report's 2021 comparison identifies a substantial rebound from 2020, constraining the pandemic-recovery bridge.
- Evidence informing the 2021 market-value input; displayed series and growth include calculations: China reported xx.xx book copies or sheets in 2021, up xx.xx%; the report also distinguishes textbook output and reprints.
- Evidence informing base-year allocation inputs; displayed values and growth are calculated: China's official 2021 textbook share was xx.xx% of book copies. It supplies an older educational-activity proxy, not a monochrome share.
([nppa.gov.cn](https://www.nppa.gov.cn/xxgk/fdzdgknr/tjxx/xx.xx/P020230530667517704140.pdf))
- Evidence informing forecast-year allocation inputs; displayed values and growth are calculated: China's official 2021 textbook share was xx.xx% of book copies. It supplies an older educational-activity proxy, not a monochrome share.
([nppa.gov.cn](https://www.nppa.gov.cn/xxgk/fdzdgknr/tjxx/xx.xx/P020230530667517704140.pdf))
- Evidence informing base-year allocation inputs; displayed values and growth are calculated: The textbook copy proportion constrains educational exposure; comparable monetary intensity and spot-color incidence are modeled separately.
([nppa.gov.cn](https://www.nppa.gov.cn/xxgk/fdzdgknr/tjxx/xx.xx/P020230530667517704140.pdf))
- Evidence informing forecast-year allocation inputs; displayed values and growth are calculated: The textbook copy proportion constrains educational exposure; comparable monetary intensity and spot-color incidence are modeled separately.
([nppa.gov.cn](https://www.nppa.gov.cn/xxgk/fdzdgknr/tjxx/xx.xx/P020230530667517704140.pdf))
- Evidence informing base-year allocation inputs; displayed values and growth are calculated: The educational-activity observation contributes to the shared demand proxy carried into the full-color base and forecast models; no color split is reported.
([nppa.gov.cn](https://www.nppa.gov.cn/xxgk/fdzdgknr/tjxx/xx.xx/P020230530667517704140.pdf))
- Evidence informing forecast-year allocation inputs; displayed values and growth are calculated: The educational-activity observation contributes to the shared demand proxy carried into the full-color base and forecast models; no color split is reported.
([nppa.gov.cn](https://www.nppa.gov.cn/xxgk/fdzdgknr/tjxx/xx.xx/P020230530667517704140.pdf))

14. European Book Publishing Statistics 2023

- Evidence informing the 2022 market-value input; displayed series and growth include calculations: European net publisher revenue was approximately EUR xx.xx in 2022; the association describes paper-cost pressure and price-led growth.

15. Hardcover Printing Cost - Kindle Direct Publishing
    - Evidence informing base-year allocation inputs; displayed values and growth are calculated: The current U.S. regular-trim hardcover schedule uses USD xx.xx plus USD xx.xx per page in the relevant band. Comparison with paperback charges constrains the premium-equivalent manufacturing model.
    - Evidence informing forecast-year allocation inputs; displayed values and growth are calculated: The current U.S. regular-trim hardcover schedule uses USD xx.xx plus USD xx.xx per page in the relevant band. Comparison with paperback charges constrains the premium-equivalent manufacturing model.
    - Evidence informing base-year allocation inputs; displayed values and growth are calculated: The USD xx.xx fixed-charge difference supplies the POD premium input; the xx.xx% commercial-run realization and premium incidence are explicitly modeled rather than disclosed.
    - Evidence informing forecast-year allocation inputs; displayed values and growth are calculated: The USD xx.xx fixed-charge difference supplies the POD premium input; the xx.xx% commercial-run realization and premium incidence are explicitly modeled rather than disclosed.
16. User Fees - University of Wisconsin-Milwaukee Print & Copy Services
    - Evidence informing base-year allocation inputs; displayed values and growth are calculated: The university service schedule separately prices preflight/prepress preparation at USD xx.xx per hour, establishing a paid preparation activity rather than an automatic component of every printing-platform purchase.
    - Evidence informing forecast-year allocation inputs; displayed values and growth are calculated: The university service schedule separately prices preflight/prepress preparation at USD xx.xx per hour, establishing a paid preparation activity rather than an automatic component of every printing-platform purchase.
    - Evidence informing base-year allocation inputs; displayed values and growth are calculated: Perfect binding is listed at USD xx.xx-xx.xx per book. The lower endpoint is the model's basic-binding comparator, not a measured worldwide realization.
    - Evidence informing forecast-year allocation inputs; displayed values and growth are calculated: Perfect binding is listed at USD xx.xx-xx.xx per book. The lower endpoint is the model's basic-binding comparator, not a measured worldwide realization.

17. How Much Does It Cost to Print a Book? - QinPrinting
    - Evidence informing base-year allocation inputs; displayed values and growth are calculated: The supplier's delivered xx.xx-page, xx.xx-copy color-book examples list USD xx.xx for softcover and USD xx.xx for hardcover. They provide a commercial-run countercheck, with delivery and product differences preventing direct substitution.
    - Evidence informing forecast-year allocation inputs; displayed values and growth are calculated: The supplier's delivered xx.xx-page, xx.xx-copy color-book examples list USD xx.xx for softcover and USD xx.xx for hardcover. They provide a commercial-run countercheck, with delivery and product differences preventing direct substitution.
    - Evidence informing base-year allocation inputs; displayed values and growth are calculated: The smaller hardcover premium in this offset example qualifies extrapolation of the full POD hardcover increment into binding revenue.
    - Evidence informing forecast-year allocation inputs; displayed values and growth are calculated: The smaller hardcover premium in this offset example qualifies extrapolation of the full POD hardcover increment into binding revenue.
    - Evidence informing base-year allocation inputs; displayed values and growth are calculated: Comparable hardcover and softcover quotations constrain the assumed relative manufacturing realization after scope adjustments.
    - Evidence informing forecast-year allocation inputs; displayed values and growth are calculated: Comparable hardcover and softcover quotations constrain the assumed relative manufacturing realization after scope adjustments.
    - Evidence informing base-year allocation inputs; displayed values and growth are calculated: Softcover prices provide a commercial comparison, not a historical global average.
    - Evidence informing forecast-year allocation inputs; displayed values and growth are calculated: Softcover prices provide a commercial comparison, not a historical global average.
    - Evidence informing base-year allocation inputs; displayed values and growth are calculated: Board-book quotations constrain the assumed production receipt; delivery and duties require adjustment.
    - Evidence informing forecast-year allocation inputs; displayed values and growth are calculated: Board-book quotations constrain the assumed production receipt; delivery and duties require adjustment.
    - Evidence informing base-year allocation inputs; displayed values and growth are calculated: Mechanical-binding quotations constrain the unit-receipt assumption, not incidence.
    - Evidence informing forecast-year allocation inputs; displayed values and growth are calculated: Mechanical-binding quotations constrain the unit-receipt assumption, not incidence.
    - Evidence informing base-year allocation inputs; displayed values and growth are calculated: Short-booklet quotations constrain the lower realization used for eligible saddle-stitched books.
    - Evidence informing forecast-year allocation inputs; displayed values and growth are calculated: Short-booklet quotations constrain the lower realization used for eligible saddle-stitched books.
18. Book Wrap Mailers / Book Boxes - Packaging ONE
    - Evidence informing base-year allocation inputs; displayed values and growth are calculated: The manufacturer lists MP2 book mailers at GBP xx.xx each for xx.xx packs of xx.xx excluding VAT. The converted unit price supplies the packaging-creation value proxy, not a global average or a historical quote.
    - Evidence informing forecast-year allocation inputs; displayed values and growth are calculated: The manufacturer lists MP2 book mailers at GBP xx.xx each for xx.xx packs of xx.xx excluding VAT. The converted unit price supplies the packaging-creation value proxy, not a global average or a historical quote.
    - Evidence informing base-year allocation inputs; displayed values and growth are calculated: The enclosure price forms the other side of the creation-versus-packing ratio. One comparable enclosure per packing unit is an explicit activity-matching assumption.
    - Evidence informing forecast-year allocation inputs; displayed values and growth are calculated: The enclosure price forms the other side of the creation-versus-packing ratio. One comparable enclosure per packing unit is an explicit activity-matching assumption.

19. Foreign Exchange Rates - G.5A Annual, January 5, 2026
    - Evidence informing base-year allocation inputs; displayed values and growth are calculated: The official 2025 annual average is USD xx.xx per GBP. It converts the GBP packaging comparator into the common monetary basis used in the starting allocation.
    - Evidence informing forecast-year allocation inputs; displayed values and growth are calculated: The official 2025 annual average is USD xx.xx per GBP. It converts the GBP packaging comparator into the common monetary basis used in the starting allocation.
    - Evidence informing base-year allocation inputs; displayed values and growth are calculated: The same conversion supports the common-currency packaging/packing denominator inherited by the forecast; no 2032 exchange rate is asserted.
    - Evidence informing forecast-year allocation inputs; displayed values and growth are calculated: The same conversion supports the common-currency packaging/packing denominator inherited by the forecast; no 2032 exchange rate is asserted.
20. Optional Book Publishing Services - InstantPublisher
    - Evidence informing base-year allocation inputs; displayed values and growth are calculated: The provider lists layout/typesetting at USD xx.xx per page with a USD xx.xx minimum. This supports the preparation-spending feasibility check, with purchase incidence and copies per job remaining assumptions.
    - Evidence informing forecast-year allocation inputs; displayed values and growth are calculated: The provider lists layout/typesetting at USD xx.xx per page with a USD xx.xx minimum. This supports the preparation-spending feasibility check, with purchase incidence and copies per job remaining assumptions.
    - Evidence informing base-year allocation inputs; displayed values and growth are calculated: Individual shrink-wrapping is listed at USD xx.xx each plus USD xx.xx setup. Amortizing setup over an assumed xx.xx copies gives the USD xx.xx packing comparator.
    - Evidence informing forecast-year allocation inputs; displayed values and growth are calculated: Individual shrink-wrapping is listed at USD xx.xx each plus USD xx.xx setup. Amortizing setup over an assumed xx.xx copies gives the USD xx.xx packing comparator.
21. How Does Merchant Pricing Work for Ecommerce Stores? - Lulu Direct
    - Evidence informing base-year allocation inputs; displayed values and growth are calculated: The September 2026 merchant-pricing explanation identifies a USD xx.xx fulfillment fee and separates merchant retail receipts from payments for supplier production, shipping and taxes. The fee is a contemporary feasibility comparator, not verified 2025 penetration or a future charge.
    - Evidence informing forecast-year allocation inputs; displayed values and growth are calculated: The September 2026 merchant-pricing explanation identifies a USD xx.xx fulfillment fee and separates merchant retail receipts from payments for supplier production, shipping and taxes. The fee is a contemporary feasibility comparator, not verified 2025 penetration or a future charge.
    - Evidence informing base-year allocation inputs; displayed values and growth are calculated: Merchant retail receipts are separate from payments for printing and fulfillment. The current page lists a USD xx.xx fulfillment fee, with shipping and taxes separately calculated. This supports the service-value boundary, not a historical average fee or global order volume.
    - Evidence informing forecast-year allocation inputs; displayed values and growth are calculated: Merchant retail receipts are separate from payments for printing and fulfillment. The current page lists a USD xx.xx fulfillment fee, with shipping and taxes separately calculated. This supports the service-value boundary, not a historical average fee or global order volume.
    - Evidence informing base-year allocation inputs; displayed values and growth are calculated: Lulu identifies separate retail and production/fulfillment transactions and a USD xx.xx fulfillment fee. This supports excluding merchant retail margins from production-service value and avoiding automatic procurement-channel classification from the storefront.
    - Evidence informing forecast-year allocation inputs; displayed values and growth are calculated: Lulu identifies separate retail and production/fulfillment transactions and a USD xx.xx fulfillment fee. This supports excluding merchant retail margins from production-service value and avoiding automatic procurement-channel classification from the storefront.

22. AAP December 2025 StatShot Report

- Evidence informing base-year allocation inputs; displayed values and growth are calculated: The primary monthly reporting panel's full-year 2025 trade figures show paperback revenue down xx.xx%. This qualifies broad physical-book growth assumptions and supplies directional mix evidence only.
- Evidence informing forecast-year allocation inputs; displayed values and growth are calculated: The primary monthly reporting panel's full-year 2025 trade figures show paperback revenue down xx.xx%. This qualifies broad physical-book growth assumptions and supplies directional mix evidence only.
- Evidence informing base-year allocation inputs; displayed values and growth are calculated: The same approximately xx.xx-publisher panel shows hardcover revenue up xx.xx%. It supports a modest premium-mix hypothesis but neither measures global binding spending nor proves the forecast.
- Evidence informing forecast-year allocation inputs; displayed values and growth are calculated: The same approximately xx.xx-publisher panel shows hardcover revenue up xx.xx%. It supports a modest premium-mix hypothesis but neither measures global binding spending nor proves the forecast.
- Evidence informing base-year allocation inputs; displayed values and growth are calculated: Direct-participant 2025 hardback revenue of approximately USD xx.xx anchors the adjusted conventional-format model; it is not printing revenue or a global share.
- Evidence informing forecast-year allocation inputs; displayed values and growth are calculated: Direct-participant 2025 hardback revenue of approximately USD xx.xx anchors the adjusted conventional-format model; it is not printing revenue or a global share.
- Evidence informing base-year allocation inputs; displayed values and growth are calculated: Reported paperback revenue of approximately USD xx.xx plus USD xx.xx mass-market revenue supplies the comparison input. Reported annual movements qualify the forecast starting mix, not its future persistence.
- Evidence informing forecast-year allocation inputs; displayed values and growth are calculated: Reported paperback revenue of approximately USD xx.xx plus USD xx.xx mass-market revenue supplies the comparison input. Reported annual movements qualify the forecast starting mix, not its future persistence.
- Evidence informing base-year allocation inputs; displayed values and growth are calculated: Direct publisher-sample religious and trade physical-format receipts provide a category-intensity proxy, subject to explicit geographic and coverage adjustments.
- Evidence informing forecast-year allocation inputs; displayed values and growth are calculated: Direct publisher-sample religious and trade physical-format receipts provide a category-intensity proxy, subject to explicit geographic and coverage adjustments.
- Evidence informing base-year allocation inputs; displayed values and growth are calculated: Reported professional-book receipts and their 2025 decline challenge assumptions of automatic growth from recurring reference relationships.
- Evidence informing forecast-year allocation inputs; displayed values and growth are calculated: Reported professional-book receipts and their 2025 decline challenge assumptions of automatic growth from recurring reference relationships.

23. Print and Associated Services Framework - Lot 1 Buyer Guide: Framework Objectives
    - Evidence informing base-year allocation inputs; displayed values and growth are calculated: The public purchasing framework separately specifies production-management advice. It establishes a purchased responsibility but not a global fee rate or permission to count subcontract pass-through as retained revenue.
    - Evidence informing forecast-year allocation inputs; displayed values and growth are calculated: The public purchasing framework separately specifies production-management advice. It establishes a purchased responsibility but not a global fee rate or permission to count subcontract pass-through as retained revenue.
    - Evidence informing base-year allocation inputs; displayed values and growth are calculated: The framework also specifies finished-goods stock holding and call-off, with required holding costs included in the print-job price. This supports allocating embedded production-linked fulfillment rather than restricting the category to standalone invoices.
    - Evidence informing forecast-year allocation inputs; displayed values and growth are calculated: The framework also specifies finished-goods stock holding and call-off, with required holding costs included in the print-job price. This supports allocating embedded production-linked fulfillment rather than restricting the category to standalone invoices.
    - Evidence informing base-year allocation inputs; displayed values and growth are calculated: Finished goods may be held for call-off, with storage included in the print job where required. This supports consolidated releases as a production-linked arrangement without assuming every release is an individual order.
    - Evidence informing forecast-year allocation inputs; displayed values and growth are calculated: Finished goods may be held for call-off, with storage included in the print job where required. This supports consolidated releases as a production-linked arrangement without assuming every release is an individual order.
    - Evidence informing base-year allocation inputs; displayed values and growth are calculated: Contractors maintain designated distribution lists, deliver to nominated addresses and receive job-specific copy allocations, supporting the modeled list-delivery category.
    - Evidence informing forecast-year allocation inputs; displayed values and growth are calculated: Contractors maintain designated distribution lists, deliver to nominated addresses and receive job-specific copy allocations, supporting the modeled list-delivery category.
    - Evidence informing base-year allocation inputs; displayed values and growth are calculated: The coexistence of stock holding, call-off and distribution-list obligations supports separating production trigger from fulfillment responsibility; call-off alone does not establish transaction-level fulfillment.
    - Evidence informing forecast-year allocation inputs; displayed values and growth are calculated: The coexistence of stock holding, call-off and distribution-list obligations supports separating production trigger from fulfillment responsibility; call-off alone does not establish transaction-level fulfillment.

24. Frequently Asked Questions - IngramSpark
    - Evidence informing base-year allocation inputs; displayed values and growth are calculated: IngramSpark states that it does not provide editing, typesetting or design services. This counterexample prevents treating all platform manufacturing commissions as purchases of professional preparation services.
    - Evidence informing forecast-year allocation inputs; displayed values and growth are calculated: IngramSpark states that it does not provide editing, typesetting or design services. This counterexample prevents treating all platform manufacturing commissions as purchases of professional preparation services.
    - Evidence informing base-year allocation inputs; displayed values and growth are calculated: The provider permits nonexclusive sourcing when the customer owns its ISBN and does not offer editing, typesetting or design. These terms constrain the author service boundary, not adoption or revenue growth.
    - Evidence informing forecast-year allocation inputs; displayed values and growth are calculated: The provider permits nonexclusive sourcing when the customer owns its ISBN and does not offer editing, typesetting or design. These terms constrain the author service boundary, not adoption or revenue growth.
    - Evidence informing base-year allocation inputs; displayed values and growth are calculated: IngramSpark permits nonexclusive use of other printers, distributors and fulfillment providers when publishers own their ISBN. This establishes an alternative-sourcing option, not observed switching or a numerical channel allocation.
    - Evidence informing forecast-year allocation inputs; displayed values and growth are calculated: IngramSpark permits nonexclusive use of other printers, distributors and fulfillment providers when publishers own their ISBN. This establishes an alternative-sourcing option, not observed switching or a numerical channel allocation.
25. Packaging Printing & Production - Imago Group
    - Evidence informing base-year allocation inputs; displayed values and growth are calculated: The supplier identifies book slipcases, clamshell cases, tray-and-lid constructions and multicomponent publisher packaging. This supports the enclosure-production boundary and the limitation of a simple mailer-price proxy; it does not supply sales weights.
    - Evidence informing forecast-year allocation inputs; displayed values and growth are calculated: The supplier identifies book slipcases, clamshell cases, tray-and-lid constructions and multicomponent publisher packaging. This supports the enclosure-production boundary and the limitation of a simple mailer-price proxy; it does not supply sales weights.
26. Services - Bridgeport National Bindery
    - Evidence informing base-year allocation inputs; displayed values and growth are calculated: The short-run book-production portfolio separately lists shrink-wrapping and set packing. It establishes commercial packing activity distinct from enclosure manufacture and binding, without measuring its revenue.
    - Evidence informing forecast-year allocation inputs; displayed values and growth are calculated: The short-run book-production portfolio separately lists shrink-wrapping and set packing. It establishes commercial packing activity distinct from enclosure manufacture and binding, without measuring its revenue.
27. Terms and Conditions - CPI Print Germany
    - Evidence informing base-year allocation inputs; displayed values and growth are calculated: Published terms distinguish ex-works production prices from packaging, freight and postage and reserve specified input-cost adjustment rights. They support comparable-scope valuation but do not establish realized inflation.
    - Evidence informing forecast-year allocation inputs; displayed values and growth are calculated: Published terms distinguish ex-works production prices from packaging, freight and postage and reserve specified input-cost adjustment rights. They support comparable-scope valuation but do not establish realized inflation.
    - Evidence informing base-year allocation inputs; displayed values and growth are calculated: Separate treatment of forwarding and storage responsibilities supports the eligible production-linked service boundary; contractual rights do not prove the assumed future fee-growth rate.
    - Evidence informing forecast-year allocation inputs; displayed values and growth are calculated: Separate treatment of forwarding and storage responsibilities supports the eligible production-linked service boundary; contractual rights do not prove the assumed future fee-growth rate.

28. ONIX Codelists Issue 75 - List 150: Product Form
    - Evidence informing base-year allocation inputs; displayed values and growth are calculated: BB identifies hardback/cased books.
    - Evidence informing forecast-year allocation inputs; displayed values and growth are calculated: BB identifies hardback/cased books.
    - Evidence informing base-year allocation inputs; displayed values and growth are calculated: BC identifies paperback/softback books.
    - Evidence informing forecast-year allocation inputs; displayed values and growth are calculated: BC identifies paperback/softback books.
    - Evidence informing base-year allocation inputs; displayed values and growth are calculated: BH distinguishes board-page books from conventional books with rigid covers.
    - Evidence informing forecast-year allocation inputs; displayed values and growth are calculated: BH distinguishes board-page books from conventional books with rigid covers.
    - Evidence informing base-year allocation inputs; displayed values and growth are calculated: BE groups spiral, comb and coil forms.
    - Evidence informing forecast-year allocation inputs; displayed values and growth are calculated: BE groups spiral, comb and coil forms.
    - Evidence informing base-year allocation inputs; displayed values and growth are calculated: BD identifies loose-leaf books.
    - Evidence informing forecast-year allocation inputs; displayed values and growth are calculated: BD identifies loose-leaf books.
    - Evidence informing base-year allocation inputs; displayed values and growth are calculated: BF includes stapled short books; nonbook uses are excluded from the model.
    - Evidence informing forecast-year allocation inputs; displayed values and growth are calculated: BF includes stapled short books; nonbook uses are excluded from the model.
    - Evidence informing base-year allocation inputs; displayed values and growth are calculated: BL recognizes slide-bound books without measuring current sales.
    - Evidence informing forecast-year allocation inputs; displayed values and growth are calculated: BL recognizes slide-bound books without measuring current sales.
    - Evidence informing base-year allocation inputs; displayed values and growth are calculated: BO recognizes continuous concertina-fold books; nonbook charts are excluded.
    - Evidence informing forecast-year allocation inputs; displayed values and growth are calculated: BO recognizes continuous concertina-fold books; nonbook charts are excluded.
    - Evidence informing base-year allocation inputs; displayed values and growth are calculated: BI identifies textile-page books, not cloth-covered paper books.
    - Evidence informing forecast-year allocation inputs; displayed values and growth are calculated: BI identifies textile-page books, not cloth-covered paper books.
    - Evidence informing base-year allocation inputs; displayed values and growth are calculated: BJ identifies waterproof bath-book forms.
    - Evidence informing forecast-year allocation inputs; displayed values and growth are calculated: BJ identifies waterproof bath-book forms.
    - Evidence informing base-year allocation inputs; displayed values and growth are calculated: BP identifies foam-page and foam-cover books.
    - Evidence informing forecast-year allocation inputs; displayed values and growth are calculated: BP identifies foam-page and foam-cover books.

29. Thomson Reuters - Fourth-Quarter and Full-Year 2025 Results
    - Evidence informing base-year allocation inputs; displayed values and growth are calculated: Global Print revenue and contraction constrain professional-print scale and substitution direction; content receipts are not treated as loose-leaf service revenue.
    - Evidence informing forecast-year allocation inputs; displayed values and growth are calculated: Global Print revenue and contraction constrain professional-print scale and substitution direction; content receipts are not treated as loose-leaf service revenue.
30. Lulu - Discontinuing Saddle Stitch in Global Distribution
    - Evidence informing base-year allocation inputs; displayed values and growth are calculated: Provider-specific wholesale distribution restrictions establish a channel constraint, not a global sales weight or measured forecast decline.
    - Evidence informing forecast-year allocation inputs; displayed values and growth are calculated: Provider-specific wholesale distribution restrictions establish a channel constraint, not a global sales weight or measured forecast decline.
31. MAGACOPY Sofia - Copying and Printing Prices
    - Evidence informing base-year allocation inputs; displayed values and growth are calculated: A current EUR xx.xx binding-only charge establishes a live commercial service and a price-scope comparison; full-book USD receipts and incidence remain assumed.
    - Evidence informing forecast-year allocation inputs; displayed values and growth are calculated: A current EUR xx.xx binding-only charge establishes a live commercial service and a price-scope comparison; full-book USD receipts and incidence remain assumed.
32. Imago Group - Spotlight on Children's Books for National Young Readers Week
    - Evidence informing base-year allocation inputs; displayed values and growth are calculated: The company's children's portfolio supports board-book commercial classification, not order volumes.
    - Evidence informing forecast-year allocation inputs; displayed values and growth are calculated: The company's children's portfolio supports board-book commercial classification, not order volumes.
    - Evidence informing base-year allocation inputs; displayed values and growth are calculated: Cloth-book offerings support the textile-page category premise, not its modeled incidence.
    - Evidence informing forecast-year allocation inputs; displayed values and growth are calculated: Cloth-book offerings support the textile-page category premise, not its modeled incidence.
    - Evidence informing base-year allocation inputs; displayed values and growth are calculated: Bath-book offerings support a separate commercial category; sales and service receipts are undisclosed.
    - Evidence informing forecast-year allocation inputs; displayed values and growth are calculated: Bath-book offerings support a separate commercial category; sales and service receipts are undisclosed.
33. Pegasus - My First Book of Shapes: EVA Foam Book
    - Evidence informing base-year allocation inputs; displayed values and growth are calculated: The dated 2025 product identifies foam pages and supports commercial-status and classification checks, not global volume or supplier realization.
    - Evidence informing forecast-year allocation inputs; displayed values and growth are calculated: The dated 2025 product identifies foam pages and supports commercial-status and classification checks, not global volume or supplier realization.

34. U.S. Consumer Product Safety Commission - Children's Books
    - Evidence informing base-year allocation inputs; displayed values and growth are calculated: Product classification and intended audience affect commercial compliance accountability; no numerical surcharge is inferred.
    - Evidence informing forecast-year allocation inputs; displayed values and growth are calculated: Product classification and intended audience affect commercial compliance accountability; no numerical surcharge is inferred.
    - Evidence informing base-year allocation inputs; displayed values and growth are calculated: The exemption boundary supports separate classification rather than assumed conventional-book treatment.
    - Evidence informing forecast-year allocation inputs; displayed values and growth are calculated: The exemption boundary supports separate classification rather than assumed conventional-book treatment.
    - Evidence informing base-year allocation inputs; displayed values and growth are calculated: Compliance classification is retained as an uncertainty, not an exclusion or measured price premium.
    - Evidence informing forecast-year allocation inputs; displayed values and growth are calculated: Compliance classification is retained as an uncertainty, not an exclusion or measured price premium.
    - Evidence informing base-year allocation inputs; displayed values and growth are calculated: Specialty construction does not itself establish ordinary-book exemption eligibility or market inactivity.
    - Evidence informing forecast-year allocation inputs; displayed values and growth are calculated: Specialty construction does not itself establish ordinary-book exemption eligibility or market inactivity.
35. Puget Bindery - Services
    - Evidence informing base-year allocation inputs; displayed values and growth are calculated: The provider identifies training manuals and reference guides as mechanical-binding applications, supporting the commissioning premise without measuring sales incidence.
    - Evidence informing forecast-year allocation inputs; displayed values and growth are calculated: The provider identifies training manuals and reference guides as mechanical-binding applications, supporting the commissioning premise without measuring sales incidence.
    - Evidence informing base-year allocation inputs; displayed values and growth are calculated: Lists commercial letterpress book plates and specialty inserts, supporting a component-service model rather than attribution of the entire book price.
    - Evidence informing forecast-year allocation inputs; displayed values and growth are calculated: Lists commercial letterpress book plates and specialty inserts, supporting a component-service model rather than attribution of the entire book price.
    - Evidence informing base-year allocation inputs; displayed values and growth are calculated: The bindery identifies commercial printers, publishers and corporate print buyers as customers and excludes direct-to-consumer sales. This supports trade-purchasing attribution but supplies no sales percentage.
    - Evidence informing forecast-year allocation inputs; displayed values and growth are calculated: The bindery identifies commercial printers, publishers and corporate print buyers as customers and excludes direct-to-consumer sales. This supports trade-purchasing attribution but supplies no sales percentage.

36. ONIX Codelists Issue 75 - List 80: Product Packaging Type
    - Evidence informing base-year allocation inputs; displayed values and growth are calculated: Separates single-item and multivolume slipcases; supplies classification, not sales weights.
    - Evidence informing forecast-year allocation inputs; displayed values and growth are calculated: Separates single-item and multivolume slipcases; supplies classification, not sales weights.
    - Evidence informing base-year allocation inputs; displayed values and growth are calculated: Distinguishes lidded boxes from slipcase-style boxed sets.
    - Evidence informing forecast-year allocation inputs; displayed values and growth are calculated: Distinguishes lidded boxes from slipcase-style boxed sets.
    - Evidence informing base-year allocation inputs; displayed values and growth are calculated: Open-ended wraparound sleeves are distinct from enclosed wrapping.
    - Evidence informing forecast-year allocation inputs; displayed values and growth are calculated: Open-ended wraparound sleeves are distinct from enclosed wrapping.
    - Evidence informing base-year allocation inputs; displayed values and growth are calculated: Recognizes envelope-like slip-sleeves and wallets or folders.
    - Evidence informing forecast-year allocation inputs; displayed values and growth are calculated: Recognizes envelope-like slip-sleeves and wallets or folders.
    - Evidence informing base-year allocation inputs; displayed values and growth are calculated: Recognizes pouch and bag packaging independently.
    - Evidence informing forecast-year allocation inputs; displayed values and growth are calculated: Recognizes pouch and bag packaging independently.
    - Evidence informing base-year allocation inputs; displayed values and growth are calculated: Separately recognizes shrink-wrapped products and bundles.
    - Evidence informing forecast-year allocation inputs; displayed values and growth are calculated: Separately recognizes shrink-wrapped products and bundles.
    - Evidence informing base-year allocation inputs; displayed values and growth are calculated: Defines formed-plastic clamshells and card-backed blister packaging as distinct constructions.
    - Evidence informing forecast-year allocation inputs; displayed values and growth are calculated: Defines formed-plastic clamshells and card-backed blister packaging as distinct constructions.
    - Evidence informing base-year allocation inputs; displayed values and growth are calculated: Explicitly recognizes book browse-prevention closures.
    - Evidence informing forecast-year allocation inputs; displayed values and growth are calculated: Explicitly recognizes book browse-prevention closures.

37. U.S. Government Publishing Office - Program 827-S: Federal Aviation Administration Books, Contract Pricing and Specifications

- Evidence informing base-year allocation inputs; displayed values and growth are calculated: Historical evaluation quantities provide a container-heavy institutional purchasing counterexample, not global shipment shares.
- Evidence informing forecast-year allocation inputs; displayed values and growth are calculated: Historical evaluation quantities provide a container-heavy institutional purchasing counterexample, not global shipment shares.
- Evidence informing base-year allocation inputs; displayed values and growth are calculated: Separately identifies kraft-envelope packing within the book procurement.
- Evidence informing forecast-year allocation inputs; displayed values and growth are calculated: Separately identifies kraft-envelope packing within the book procurement.
- Evidence informing base-year allocation inputs; displayed values and growth are calculated: Identifies cushioned shipping bags as an eligible book-order enclosure.
- Evidence informing forecast-year allocation inputs; displayed values and growth are calculated: Identifies cushioned shipping bags as an eligible book-order enclosure.
- Evidence informing base-year allocation inputs; displayed values and growth are calculated: Includes wrapped shipping bundles as an alternative purchasing configuration.
- Evidence informing forecast-year allocation inputs; displayed values and growth are calculated: Includes wrapped shipping bundles as an alternative purchasing configuration.
- Evidence informing base-year allocation inputs; displayed values and growth are calculated: Requires packing and filler separately from the external enclosure.
- Evidence informing forecast-year allocation inputs; displayed values and growth are calculated: Requires packing and filler separately from the external enclosure.
- Evidence informing base-year allocation inputs; displayed values and growth are calculated: Identifies closure tape and securing straps independently of container construction.
- Evidence informing forecast-year allocation inputs; displayed values and growth are calculated: Identifies closure tape and securing straps independently of container construction.

38. U.S. Government Publishing Office - Print Order Form 2511 Instructions

- Evidence informing base-year allocation inputs; displayed values and growth are calculated: Specifies paper-banded sets separately from shrink-wrapped sets.
- Evidence informing forecast-year allocation inputs; displayed values and growth are calculated: Specifies paper-banded sets separately from shrink-wrapped sets.
- Evidence informing base-year allocation inputs; displayed values and growth are calculated: Describes shrink-wrapped units nested within cartons, supporting component attribution.
- Evidence informing forecast-year allocation inputs; displayed values and growth are calculated: Describes shrink-wrapped units nested within cartons, supporting component attribution.
- Evidence informing base-year allocation inputs; displayed values and growth are calculated: Distinguishes internal packaging, container quantities and pallet requirements.
- Evidence informing forecast-year allocation inputs; displayed values and growth are calculated: Distinguishes internal packaging, container quantities and pallet requirements.
- Evidence informing base-year allocation inputs; displayed values and growth are calculated: The instructions distinguish nominated delivery addresses and warehouse receiving arrangements, supporting the receiving-point attribution premise, not an observed consolidated market share.
- Evidence informing forecast-year allocation inputs; displayed values and growth are calculated: The instructions distinguish nominated delivery addresses and warehouse receiving arrangements, supporting the receiving-point attribution premise, not an observed consolidated market share.
- Evidence informing base-year allocation inputs; displayed values and growth are calculated: Supplemental distribution lists accommodate multiple destinations, supporting the distinction between preallocated destination delivery and a single receiving-point handoff.
- Evidence informing forecast-year allocation inputs; displayed values and growth are calculated: Supplemental distribution lists accommodate multiple destinations, supporting the distinction between preallocated destination delivery and a single receiving-point handoff.
- Evidence informing base-year allocation inputs; displayed values and growth are calculated: GPO specifies black interior inks separately from cover inks, supporting the monochrome classification and underlying-book attribution premise, not its modeled sales weight. ([gpo.gov](https://www.gpo.gov/docs/default-source/forms-standards-pdf-files/2511_instructions.pdf))
- Evidence informing forecast-year allocation inputs; displayed values and growth are calculated: GPO specifies black interior inks separately from cover inks, supporting the monochrome classification and underlying-book attribution premise, not its modeled sales weight. ([gpo.gov](https://www.gpo.gov/docs/default-source/forms-standards-pdf-files/2511_instructions.pdf))
- Evidence informing base-year allocation inputs; displayed values and growth are calculated: Designated Pantone specifications are recognized for interior inks, supporting a separate spot-color commercial category without measuring its share. ([gpo.gov](https://www.gpo.gov/docs/default-source/forms-standards-pdf-files/2511_instructions.pdf))
- Evidence informing forecast-year allocation inputs; displayed values and growth are calculated: Designated Pantone specifications are recognized for interior inks, supporting a separate spot-color commercial category without measuring its share. ([gpo.gov](https://www.gpo.gov/docs/default-source/forms-standards-pdf-files/2511_instructions.pdf))
- Evidence informing base-year allocation inputs; displayed values and growth are calculated: Four-color process is identified as full color for interior pages; cover color is separately specified. This supports classification at both modeled anchors. ([gpo.gov](https://www.gpo.gov/docs/default-source/forms-standards-pdf-files/2511_instructions.pdf))
- Evidence informing forecast-year allocation inputs; displayed values and growth are calculated: Four-color process is identified as full color for interior pages; cover color is separately specified. This supports classification at both modeled anchors. ([gpo.gov](https://www.gpo.gov/docs/default-source/forms-standards-pdf-files/2511_instructions.pdf))

39. GPOExpress Program Pricing Guide - November 2024
    - Evidence informing base-year allocation inputs; displayed values and growth are calculated: USD xx.xx hand folding provides a handling-cost comparison; the complete band realization remains modeled.
    - Evidence informing forecast-year allocation inputs; displayed values and growth are calculated: USD xx.xx hand folding provides a handling-cost comparison; the complete band realization remains modeled.
    - Evidence informing base-year allocation inputs; displayed values and growth are calculated: USD xx.xx per shrink wrap anchors a small-run comparison, not the assumed global realization.
    - Evidence informing forecast-year allocation inputs; displayed values and growth are calculated: USD xx.xx per shrink wrap anchors a small-run comparison, not the assumed global realization.
    - Evidence informing base-year allocation inputs; displayed values and growth are calculated: USD xx.xx auxiliary insertion supplies a handling-price comparison, not protective-material sales.
    - Evidence informing forecast-year allocation inputs; displayed values and growth are calculated: USD xx.xx auxiliary insertion supplies a handling-price comparison, not protective-material sales.
40. Hardcover Book Protection: Dust Jackets or Slipcases?
    - Evidence informing base-year allocation inputs; displayed values and growth are calculated: Own-product EXW slipcase prices of USD xx.xx, USD xx.xx and USD xx.xx at xx.xx xx.xx and xx.xx units constrain relative realizations.
    - Evidence informing forecast-year allocation inputs; displayed values and growth are calculated: Own-product EXW slipcase prices of USD xx.xx, USD xx.xx and USD xx.xx at xx.xx xx.xx and xx.xx units constrain relative realizations.
41. Book Printing Cost in China: How Printing Prices Are Calculated
    - Evidence informing base-year allocation inputs; displayed values and growth are calculated: Approximately USD xx.xx per export carton including basic packing materials constrains the bulk-package budget; the container allocation is modeled.
    - Evidence informing forecast-year allocation inputs; displayed values and growth are calculated: Approximately USD xx.xx per export carton including basic packing materials constrains the bulk-package budget; the container allocation is modeled.
    - Evidence informing base-year allocation inputs; displayed values and growth are calculated: The inclusive carton quotation constrains combined spending; its cushioning split is assumed.
    - Evidence informing forecast-year allocation inputs; displayed values and growth are calculated: The inclusive carton quotation constrains combined spending; its cushioning split is assumed.
    - Evidence informing base-year allocation inputs; displayed values and growth are calculated: The inclusive carton quotation constrains combined spending; its closure split is assumed.
    - Evidence informing forecast-year allocation inputs; displayed values and growth are calculated: The inclusive carton quotation constrains combined spending; its closure split is assumed.
42. Make Believe Ideas - Independent Retail Catalog 2025
    - Evidence informing base-year allocation inputs; displayed values and growth are calculated: The 2025 catalog identifies activity books with cover-mounted blisters, establishing book-specific participation but not packaging revenue or volume.
    - Evidence informing forecast-year allocation inputs; displayed values and growth are calculated: The 2025 catalog identifies activity books with cover-mounted blisters, establishing book-specific participation but not packaging revenue or volume.
43. Bookmobile - Request Book Printing Quotes the Right Way to Save Money
    - Evidence informing base-year allocation inputs; displayed values and growth are calculated: The printer's bookstore-oriented purchasing guidance cautions against universal shrink-wrap attachment.
    - Evidence informing forecast-year allocation inputs; displayed values and growth are calculated: The printer's bookstore-oriented purchasing guidance cautions against universal shrink-wrap attachment.

44. Digital Book Printing - Bookmobile
    - Evidence informing base-year allocation inputs; displayed values and growth are calculated: The current book-production portfolio separately offers poly bags, supporting commercial category participation rather than a sales weight.
    - Evidence informing forecast-year allocation inputs; displayed values and growth are calculated: The current book-production portfolio separately offers poly bags, supporting commercial category participation rather than a sales weight.
    - Evidence informing base-year allocation inputs; displayed values and growth are calculated: The current portfolio offers shrink-wrap independently of other finishing options.
    - Evidence informing forecast-year allocation inputs; displayed values and growth are calculated: The current portfolio offers shrink-wrap independently of other finishing options.
45. Sell Books on Shopify - Lulu
    - Evidence informing forecast-year allocation inputs; displayed values and growth are calculated: The offered storefront-to-print-and-ship route supports an accessible production-linked parcel channel, not assumed demand.
    - Evidence informing forecast-year allocation inputs; displayed values and growth are calculated: Direct fulfillment availability supports the parcel-use scenario without establishing envelope mix.
    - Evidence informing forecast-year allocation inputs; displayed values and growth are calculated: Direct fulfillment availability supports the parcel-use scenario without establishing bag mix.
46. European Commission - New EU Rules on Packaging Enter into Application
    - Evidence informing forecast-year allocation inputs; displayed values and growth are calculated: Regional packaging minimization supports a directional right-sizing premise, not a measured global box-price effect.
    - Evidence informing forecast-year allocation inputs; displayed values and growth are calculated: Waste-reduction requirements inform the bounded substitution scenario; they do not quantify band adoption.
    - Evidence informing forecast-year allocation inputs; displayed values and growth are calculated: Regional circularity requirements inform lower lightweight-bag exposure without implying a global book-bag ban.
    - Evidence informing forecast-year allocation inputs; displayed values and growth are calculated: Material substitution remains partly internal to the combined film-and-paper category.
    - Evidence informing forecast-year allocation inputs; displayed values and growth are calculated: Regional recyclability pressure informs the niche substitution scenario, not an observed blister-sales decline.
    - Evidence informing forecast-year allocation inputs; displayed values and growth are calculated: Empty-space reduction provides a directional premise for lower cushioning allowance per individual box.
47. Digital Printing - U.S. Government Publishing Office
    - Evidence informing base-year allocation inputs; displayed values and growth are calculated: Procurement examples allow offset or digital alternatives while restricting some digital variants, supporting an acceptance- and run-mix model rather than a universal quality ranking. This is a modeling premise, not an observed process share.
    - Evidence informing forecast-year allocation inputs; displayed values and growth are calculated: Procurement examples allow offset or digital alternatives while restricting some digital variants, supporting an acceptance- and run-mix model rather than a universal quality ranking. This is a modeling premise, not an observed process share.
    - Evidence informing base-year allocation inputs; displayed values and growth are calculated: The purchasing guidance supports conditional digital substitution, not unrestricted interchangeability or an observed forecast allocation.
    - Evidence informing forecast-year allocation inputs; displayed values and growth are calculated: The purchasing guidance supports conditional digital substitution, not unrestricted interchangeability or an observed forecast allocation.

48. Clays demonstrate dedication to digital investment
    - Evidence informing base-year allocation inputs; displayed values and growth are calculated: Reports xx.xx books annually and xx.xx books of digital capacity in an older investment statement; this constrains scale but is not a 2025 realized output mix.
    - Evidence informing forecast-year allocation inputs; displayed values and growth are calculated: Reports xx.xx books annually and xx.xx books of digital capacity in an older investment statement; this constrains scale but is not a 2025 realized output mix.
    - Evidence informing base-year allocation inputs; displayed values and growth are calculated: The company's inkjet investment supports an existing book-production application and a conditional adoption premise, not a quantified global forecast.
    - Evidence informing forecast-year allocation inputs; displayed values and growth are calculated: The company's inkjet investment supports an existing book-production application and a conditional adoption premise, not a quantified global forecast.
    - Evidence informing base-year allocation inputs; displayed values and growth are calculated: The capacity/output comparison is a limited commercial check on continued conventional book production, not a direct offset revenue observation.
    - Evidence informing forecast-year allocation inputs; displayed values and growth are calculated: The capacity/output comparison is a limited commercial check on continued conventional book production, not a direct offset revenue observation.
49. ISO/TC 130 - Guidelines for Using Print Production Standards, Version 1.0, 2019
    - Evidence informing base-year allocation inputs; displayed values and growth are calculated: Distinguishes packaging use cases and printing processes, supporting allocation of gravure to book-associated components rather than the full value of a book.
    - Evidence informing forecast-year allocation inputs; displayed values and growth are calculated: Distinguishes packaging use cases and printing processes, supporting allocation of gravure to book-associated components rather than the full value of a book.
    - Evidence informing base-year allocation inputs; displayed values and growth are calculated: Identifies flexographic packaging applications; the book-specific spending budget and process coefficients remain modeled.
    - Evidence informing forecast-year allocation inputs; displayed values and growth are calculated: Identifies flexographic packaging applications; the book-specific spending budget and process coefficients remain modeled.
50. Premium Layflat Photo Books - PhotobookShop
    - Evidence informing base-year allocation inputs; displayed values and growth are calculated: Offers bound silver-halide photographic books and distinguishes them from digitally printed alternatives, supporting the model's separate photographic category rather than an observed sales weight.
    - Evidence informing forecast-year allocation inputs; displayed values and growth are calculated: Offers bound silver-halide photographic books and distinguishes them from digitally printed alternatives, supporting the model's separate photographic category rather than an observed sales weight.
51. The Cormac McCarthy Collection - The Folio Society
    - Evidence informing base-year allocation inputs; displayed values and growth are calculated: Documents screen-printed cloth covers on physical book editions, supporting component-level commercial attribution. It does not measure supplier component receipts or global uptake.
    - Evidence informing forecast-year allocation inputs; displayed values and growth are calculated: Documents screen-printed cloth covers on physical book editions, supporting component-level commercial attribution. It does not measure supplier component receipts or global uptake.

52. Risograph Digital Duplicator Order Form, 2026 - Minneapolis College of Art and Design
    - Evidence informing base-year allocation inputs; displayed values and growth are calculated: The 2026 institutional form recognizes Risograph book/booklet orders but excludes assembly. It supports a limited application boundary, not 2025 external commercial volume; internal institutional charges are excluded from the numerator.
    - Evidence informing forecast-year allocation inputs; displayed values and growth are calculated: The 2026 institutional form recognizes Risograph book/booklet orders but excludes assembly. It supports a limited application boundary, not 2025 external commercial volume; internal institutional charges are excluded from the numerator.
53. American Printing House - 2024 Annual Report
    - Evidence informing base-year allocation inputs; displayed values and growth are calculated: Fiscal 2024 product sales were USD xx.xx; braille publications represented xx.xx% of product sales; xx.xx braille volumes were produced. These inputs constrain an adjusted production-realization proxy, not a global market share.
    - Evidence informing base-year allocation inputs; displayed values and growth are calculated: The decline from xx.xx braille volumes in 2022 qualifies a uniform physical-demand growth assumption and informs the slower relative forecast activity weight.
    - Evidence informing forecast-year allocation inputs; displayed values and growth are calculated: Fiscal 2024 product sales were USD xx.xx; braille publications represented xx.xx% of product sales; xx.xx braille volumes were produced. These inputs constrain an adjusted production-realization proxy, not a global market share.
    - Evidence informing forecast-year allocation inputs; displayed values and growth are calculated: The decline from xx.xx braille volumes in 2022 qualifies a uniform physical-demand growth assumption and informs the slower relative forecast activity weight.
54. Kodak Moments Kiosk - Kodak Alaris
    - Evidence informing base-year allocation inputs; displayed values and growth are calculated: Advertises book-capable retail kiosk equipment and a photographic-printing portfolio. Used only as a commercial-route premise for the thermal working estimate, not as evidence of thermal book-service sales, utilization or the final share.
    - Evidence informing forecast-year allocation inputs; displayed values and growth are calculated: Advertises book-capable retail kiosk equipment and a photographic-printing portfolio. Used only as a commercial-route premise for the thermal working estimate, not as evidence of thermal book-service sales, utilization or the final share.
55. 二〇二一年全国新闻出版业基本情况
    - Evidence informing base-year allocation inputs; displayed values and growth are calculated: Official 2021 aggregate textbook output distinguishes school, tertiary and vocational/adult activity; historical volumes require value and global-scope adjustments.
    - Evidence informing forecast-year allocation inputs; displayed values and growth are calculated: Official 2021 aggregate textbook output distinguishes school, tertiary and vocational/adult activity; historical volumes require value and global-scope adjustments.
    - Evidence informing base-year allocation inputs; displayed values and growth are calculated: Secondary, primary and teaching-book aggregate sheet counts form the school activity weight.
    - Evidence informing forecast-year allocation inputs; displayed values and growth are calculated: Secondary, primary and teaching-book aggregate sheet counts form the school activity weight.
    - Evidence informing base-year allocation inputs; displayed values and growth are calculated: Tertiary textbook aggregate output supplies the higher-education activity input before an assumed relative-service-value adjustment.
    - Evidence informing forecast-year allocation inputs; displayed values and growth are calculated: Tertiary textbook aggregate output supplies the higher-education activity input before an assumed relative-service-value adjustment.
    - Evidence informing base-year allocation inputs; displayed values and growth are calculated: Vocational, adult and literacy textbook output supplies the corresponding historical activity input.
    - Evidence informing forecast-year allocation inputs; displayed values and growth are calculated: Vocational, adult and literacy textbook output supplies the corresponding historical activity input.

56. Music, printed or in manuscript imports by country, 2024 - World Integrated Trade Solution
    - Evidence informing base-year allocation inputs; displayed values and growth are calculated: Official HS xx.xx import observations constrain the music-publication value bridge; domestic supply, physical-book eligibility and the printing-service fraction remain modeled.
    - Evidence informing forecast-year allocation inputs; displayed values and growth are calculated: Official HS xx.xx import observations constrain the music-publication value bridge; domestic supply, physical-book eligibility and the printing-service fraction remain modeled.
57. Bloomsbury Publishing - 2024/25 Results Presentation
    - Evidence informing base-year allocation inputs; displayed values and growth are calculated: Separate Academic & Professional print, digital and rights/service receipts demonstrate the required physical-revenue boundary; company mix is not treated as global market share.
    - Evidence informing forecast-year allocation inputs; displayed values and growth are calculated: Separate Academic & Professional print, digital and rights/service receipts demonstrate the required physical-revenue boundary; company mix is not treated as global market share.
    - Evidence informing base-year allocation inputs; displayed values and growth are calculated: Observed physical academic publishing activity supports commercial applicability but does not verify the assumed global research/reference ratio.
    - Evidence informing forecast-year allocation inputs; displayed values and growth are calculated: Observed physical academic publishing activity supports commercial applicability but does not verify the assumed global research/reference ratio.
58. HDSB - RFSQ 26-013: Yearbook Software and Printing Services
    - Evidence informing base-year allocation inputs; displayed values and growth are calculated: The qualification notice establishes a commissioned yearbook scope including printing, binding and school delivery; it supplies no awarded value and is not used as a sales weight.
    - Evidence informing forecast-year allocation inputs; displayed values and growth are calculated: The qualification notice establishes a commissioned yearbook scope including printing, binding and school delivery; it supplies no awarded value and is not used as a sales weight.
    - Evidence informing base-year allocation inputs; displayed values and growth are calculated: The yearbook qualification notice restricts supply to prequalified vendors while permitting school bulk orders and individual ordering. It supports separating commissioning authority from ultimate payment, but discloses no fulfilled-order value.
    - Evidence informing forecast-year allocation inputs; displayed values and growth are calculated: The yearbook qualification notice restricts supply to prequalified vendors while permitting school bulk orders and individual ordering. It supports separating commissioning authority from ultimate payment, but discloses no fulfilled-order value.
    - Evidence informing base-year allocation inputs; displayed values and growth are calculated: The individual-ordering option establishes an attribution uncertainty relevant to the modeled household portion; it does not establish the assumed xx.xx% proportion.
    - Evidence informing forecast-year allocation inputs; displayed values and growth are calculated: The individual-ordering option establishes an attribution uncertainty relevant to the modeled household portion; it does not establish the assumed xx.xx% proportion.

59. U.S. Census Bureau - 2022 Economic Census, Books Printing Questionnaire MC-32312
    - Evidence informing base-year allocation inputs; displayed values and growth are calculated: The official printing questionnaire supports the distinction between textbook and general-book production; recognition is not treated as a revenue weight.
    - Evidence informing forecast-year allocation inputs; displayed values and growth are calculated: The official printing questionnaire supports the distinction between textbook and general-book production; recognition is not treated as a revenue weight.
    - Evidence informing base-year allocation inputs; displayed values and growth are calculated: Recognized coloring-book output supports treating recreational activity commissions separately from institutional textbooks according to purpose.
    - Evidence informing forecast-year allocation inputs; displayed values and growth are calculated: Recognized coloring-book output supports treating recreational activity commissions separately from institutional textbooks according to purpose.
60. Press Information Bureau - Department of School Education & Literacy, Year End Review 2024
    - Evidence informing base-year allocation inputs; displayed values and growth are calculated: The government review describes substantial NCERT physical-textbook activity, independently qualifying the physical-availability premise without establishing attributable supplier revenue.
    - Evidence informing forecast-year allocation inputs; displayed values and growth are calculated: The government review describes substantial NCERT physical-textbook activity, independently qualifying the physical-availability premise without establishing attributable supplier revenue.
61. 2022 North American Industry Classification System - United States
    - Evidence informing base-year allocation inputs; displayed values and growth are calculated: Dedicated book-publishing activity is separated from institutional primary activities and printing without publishing, constraining the Publishing Organizations numerator.
    - Evidence informing forecast-year allocation inputs; displayed values and growth are calculated: Dedicated book-publishing activity is separated from institutional primary activities and printing without publishing, constraining the Publishing Organizations numerator.
62. U.S. Census Bureau - Books Printing: 2002
    - Evidence informing base-year allocation inputs; displayed values and growth are calculated: Table xx.xx reports 2002 U.S. books-printing contract-work costs of USD xx.xx and shipments of USD xx.xx. Their ratio supplies a dated manufacturing-subcontract proxy, held constant within the forecast component.
    - Evidence informing forecast-year allocation inputs; displayed values and growth are calculated: Table xx.xx reports 2002 U.S. books-printing contract-work costs of USD xx.xx and shipments of USD xx.xx. Their ratio supplies a dated manufacturing-subcontract proxy, held constant within the forecast component.
    - Evidence informing base-year allocation inputs; displayed values and growth are calculated: The historical subcontract-cost input constrains the modeled transfer from publisher-origin commissioning to performing suppliers, without adding another gross contract value.
    - Evidence informing forecast-year allocation inputs; displayed values and growth are calculated: The historical subcontract-cost input constrains the modeled transfer from publisher-origin commissioning to performing suppliers, without adding another gross contract value.
63. Samfine Creation Holdings Group Limited - Form 20-F for the year ended December 31, 2025
    - Evidence informing base-year allocation inputs; displayed values and growth are calculated: The company reports USD xx.xx of 2025 book-product revenue and principally serves book traders that secure printing contracts and outsource production. This is a supplier-specific quantitative role check, not a Global allocation weight.
    - Evidence informing forecast-year allocation inputs; displayed values and growth are calculated: The company reports USD xx.xx of 2025 book-product revenue and principally serves book traders that secure printing contracts and outsource production. This is a supplier-specific quantitative role check, not a Global allocation weight.

64. Ministry of Education - NCERT and Amazon Letter of Engagement, October 7, 2024
    - Evidence informing base-year allocation inputs; displayed values and growth are calculated: The October xx.xx 2024 announcement targeted xx.xx NCERT books for academic 2025-xx.xx. This is a planned institutional activity anchor; realization, eligible receipts and subsequent growth are modeled separately.
    - Evidence informing forecast-year allocation inputs; displayed values and growth are calculated: The October xx.xx 2024 announcement targeted xx.xx NCERT books for academic 2025-xx.xx. This is a planned institutional activity anchor; realization, eligible receipts and subsequent growth are modeled separately.
65. Bangladesh e-GP - NCTB/TEXTBOOK/2025, Package GD.102_SEC_8.031
    - Evidence informing base-year allocation inputs; displayed values and growth are calculated: The government-funded procurement plan specifies xx.xx academic-2025 textbook copies and an estimated BDT xx.xx for printing, binding and supply. It constrains commercial order scale and local unit-budget plausibility, not realized annual revenue.
    - Evidence informing forecast-year allocation inputs; displayed values and growth are calculated: The government-funded procurement plan specifies xx.xx academic-2025 textbook copies and an estimated BDT xx.xx for printing, binding and supply. It constrains commercial order scale and local unit-budget plausibility, not realized annual revenue.
66. Students suffer as NCTB fails to deliver books - The Daily Star, January 17, 2025
    - Evidence informing base-year allocation inputs; displayed values and growth are calculated: The January xx.xx 2025 report corroborates the dated approximately xx.xx-copy textbook target and early-year delivery disruption. Target realization and supplier receipts remain modeled.
67. Secondary-level students: A new year without full set of books for many - The Daily Star, December 28, 2025
    - Evidence informing forecast-year allocation inputs; displayed values and growth are calculated: The December xx.xx 2025 report corroborates the approximately xx.xx-copy academic-2026 target and continued delivery slippage. It informs a normalization assumption, not an observed 2032 share.
68. Business Books - Print Professional, Custom Corporate Books | Blurb
    - Evidence informing base-year allocation inputs; displayed values and growth are calculated: The business-book offering includes organizational presentation and corporate-gift applications. It establishes an in-scope commissioning proposition, not the modeled global copy quantity or spending.
    - Evidence informing forecast-year allocation inputs; displayed values and growth are calculated: The business-book offering includes organizational presentation and corporate-gift applications. It establishes an in-scope commissioning proposition, not the modeled global copy quantity or spending.
69. How to Use Lulu to Support Your Nonprofit | Lulu
    - Evidence informing base-year allocation inputs; displayed values and growth are calculated: The platform permits an organization or charity to receive creator proceeds. This supports excluding beneficiary-only arrangements from nonprofit commissioning; it does not measure nonprofit printing purchases.
    - Evidence informing forecast-year allocation inputs; displayed values and growth are calculated: The platform permits an organization or charity to receive creator proceeds. This supports excluding beneficiary-only arrangements from nonprofit commissioning; it does not measure nonprofit printing purchases.

70. News Corp - Form 10-K for the fiscal year ended June 30, 2025
    - Evidence informing base-year allocation inputs; displayed values and growth are calculated: Fiscal 2025 consumer backlist revenue of xx.xx% and digital revenue of xx.xx% anchor the assumed physical-backlist bridge and its forecast starting model.
    - Evidence informing forecast-year allocation inputs; displayed values and growth are calculated: Fiscal 2025 consumer backlist revenue of xx.xx% and digital revenue of xx.xx% anchor the assumed physical-backlist bridge and its forecast starting model.
    - Evidence informing base-year allocation inputs; displayed values and growth are calculated: The disclosed backlist mix constrains recurring-title demand; its division into replenishment and POD remains modeled.
    - Evidence informing forecast-year allocation inputs; displayed values and growth are calculated: The disclosed backlist mix constrains recurring-title demand; its division into replenishment and POD remains modeled.
    - Evidence informing base-year allocation inputs; displayed values and growth are calculated: The complementary frontlist population supports the launch-stock cohort after physical-format adjustments.
    - Evidence informing forecast-year allocation inputs; displayed values and growth are calculated: The complementary frontlist population supports the launch-stock cohort after physical-format adjustments.
71. News Corp - Form 10-K for the fiscal year ended June 30, 2026
    - Evidence informing forecast-year allocation inputs; displayed values and growth are calculated: Fiscal 2026 backlist revenue of xx.xx% and digital revenue of xx.xx% lower the forecast physical-backlist proxy instead of assuming continued backlist expansion.
    - Evidence informing forecast-year allocation inputs; displayed values and growth are calculated: The updated catalog mix changes the forecast population available for repeat inventory releases.
    - Evidence informing forecast-year allocation inputs; displayed values and growth are calculated: The updated frontlist/backlist bridge changes the forecast planned-production weight; no 2032 share is disclosed.
72. How Do Lulu Direct Orders Work?
    - Evidence informing base-year allocation inputs; displayed values and growth are calculated: Lulu describes printing after customer purchase and distinguishes production from subsequent shipment, supporting recipient-order attribution rather than technology-based classification.
    - Evidence informing forecast-year allocation inputs; displayed values and growth are calculated: Lulu describes printing after customer purchase and distinguishes production from subsequent shipment, supporting recipient-order attribution rather than technology-based classification.
    - Evidence informing base-year allocation inputs; displayed values and growth are calculated: No minimum order and one-copy ordering establish commercial feasibility, not the number or value of single-copy releases.
    - Evidence informing forecast-year allocation inputs; displayed values and growth are calculated: No minimum order and one-copy ordering establish commercial feasibility, not the number or value of single-copy releases.
    - Evidence informing base-year allocation inputs; displayed values and growth are calculated: One POD offering accepts hundreds of copies, independently challenging a POD-equals-single-copy allocation.
    - Evidence informing forecast-year allocation inputs; displayed values and growth are calculated: One POD offering accepts hundreds of copies, independently challenging a POD-equals-single-copy allocation.
    - Evidence informing base-year allocation inputs; displayed values and growth are calculated: Orders can extend into thousands within the same offering; the production trigger therefore does not uniquely identify the working run band.
    - Evidence informing forecast-year allocation inputs; displayed values and growth are calculated: Orders can extend into thousands within the same offering; the production trigger therefore does not uniquely identify the working run band.

73. Supply Chain - Clays
    - Evidence informing base-year allocation inputs; displayed values and growth are calculated: Clays describes differentiated backlist arrangements and stock visibility, supporting a separate inventory-replenishment cohort without establishing its numerical prevalence.
    - Evidence informing forecast-year allocation inputs; displayed values and growth are calculated: Clays describes differentiated backlist arrangements and stock visibility, supporting a separate inventory-replenishment cohort without establishing its numerical prevalence.
    - Evidence informing base-year allocation inputs; displayed values and growth are calculated: New-title consolidation and predictable annual backlist demand support retaining planned inventory commitments; short-run printing is explicitly not necessarily POD.
    - Evidence informing forecast-year allocation inputs; displayed values and growth are calculated: New-title consolidation and predictable annual backlist demand support retaining planned inventory commitments; short-run printing is explicitly not necessarily POD.
    - Evidence informing base-year allocation inputs; displayed values and growth are calculated: Clays explicitly distinguishes short-run work from POD, supporting category separation rather than a technological proxy for value share.
    - Evidence informing forecast-year allocation inputs; displayed values and growth are calculated: Clays explicitly distinguishes short-run work from POD, supporting category separation rather than a technological proxy for value share.
74. Smart Backlist Management: When to Hold and When to Print-on-Demand
    - Evidence informing base-year allocation inputs; displayed values and growth are calculated: Sheridan describes low-volume titles moving to POD while other titles retain inventory, supporting differentiated release-policy assumptions rather than a uniform backlist-to-POD conversion.
    - Evidence informing forecast-year allocation inputs; displayed values and growth are calculated: Sheridan describes low-volume titles moving to POD while other titles retain inventory, supporting differentiated release-policy assumptions rather than a uniform backlist-to-POD conversion.
    - Evidence informing base-year allocation inputs; displayed values and growth are calculated: A disclosed customer example uses a stock threshold to trigger a 2,000-copy replenishment order. It establishes the commercial mechanism, not a market-wide share.
    - Evidence informing forecast-year allocation inputs; displayed values and growth are calculated: A disclosed customer example uses a stock threshold to trigger a 2,000-copy replenishment order. It establishes the commercial mechanism, not a market-wide share.

75. Shortage of NCERT textbooks - Rajya Sabha Unstarred Question No. 1941, December 17, 2025
    - Evidence informing base-year allocation inputs; displayed values and growth are calculated: Advance enrollment-based forecasting, academic-session readiness and a fiscal 2025-xx.xx plan for approximately xx.xx textbooks support a substantial calendar-driven stock cohort. The target is not realized production.
    - Evidence informing forecast-year allocation inputs; displayed values and growth are calculated: Advance enrollment-based forecasting, academic-session readiness and a fiscal 2025-xx.xx plan for approximately xx.xx textbooks support a substantial calendar-driven stock cohort. The target is not realized production.
    - Evidence informing base-year allocation inputs; displayed values and growth are calculated: Phased supply and inventory monitoring support distinguishing ongoing availability obligations from individual-recipient POD, without quantifying replenishment's global prevalence.
    - Evidence informing forecast-year allocation inputs; displayed values and growth are calculated: Phased supply and inventory monitoring support distinguishing ongoing availability obligations from individual-recipient POD, without quantifying replenishment's global prevalence.
    - Evidence informing base-year allocation inputs; displayed values and growth are calculated: The official answer distinguishes printer empanelment from approximately xx.xx distribution vendors and describes planned fiscal 2025-xx.xx printing of approximately xx.xx textbooks. It supports commissioning-versus-distribution separation, not a realized monetary channel split.
    - Evidence informing forecast-year allocation inputs; displayed values and growth are calculated: The official answer distinguishes printer empanelment from approximately xx.xx distribution vendors and describes planned fiscal 2025-xx.xx printing of approximately xx.xx textbooks. It supports commissioning-versus-distribution separation, not a realized monetary channel split.
    - Evidence informing base-year allocation inputs; displayed values and growth are calculated: Phased textbook supply supports treating annual institutional quantities separately from production batches; it does not disclose the medium-run allocation.
    - Evidence informing forecast-year allocation inputs; displayed values and growth are calculated: Phased textbook supply supports treating annual institutional quantities separately from production batches; it does not disclose the medium-run allocation.
    - Evidence informing base-year allocation inputs; displayed values and growth are calculated: The December xx.xx 2025 answer identifies a xx.xx-million-copy FY2025-xx.xx printing decision versus approximately xx.xx in recent years, a counterforce to assuming rapid long-run disappearance. Planned copies are not realized service revenue.
    - Evidence informing forecast-year allocation inputs; displayed values and growth are calculated: The December xx.xx 2025 answer identifies a xx.xx-million-copy FY2025-xx.xx printing decision versus approximately xx.xx in recent years, a counterforce to assuming rapid long-run disappearance. Planned copies are not realized service revenue.
76. Fulfillment Fee - Lulu Direct
    - Evidence informing base-year allocation inputs; displayed values and growth are calculated: The September 2026 schedule lists USD xx.xx per order regardless of item count, supporting an order-frequency effect on associated-service value. It does not verify the assumed historical or forecast multiplier.
    - Evidence informing forecast-year allocation inputs; displayed values and growth are calculated: The September 2026 schedule lists USD xx.xx per order regardless of item count, supporting an order-frequency effect on associated-service value. It does not verify the assumed historical or forecast multiplier.

77. InnerWorkings, Inc. - Form 10-K for the year ended December 31, 2019
    - Evidence informing base-year allocation inputs; displayed values and growth are calculated: The 2019 filing reports USD xx.xx gross profit on USD xx.xx revenue and describes purchased-product and direct-service costs. Historical reported margins constrain the modeled xx.xx% retained-fee ratio; they do not directly measure book-channel share.
    - Evidence informing forecast-year allocation inputs; displayed values and growth are calculated: The 2019 filing reports USD xx.xx gross profit on USD xx.xx revenue and describes purchased-product and direct-service costs. Historical reported margins constrain the modeled xx.xx% retained-fee ratio; they do not directly measure book-channel share.
    - Evidence informing base-year allocation inputs; displayed values and growth are calculated: The procurement-service margin comparison supports the fee-to-managed-spending bridge underlying the direct-channel complement. Carrying the normalized ratio into 2032 is explicitly a forecast assumption.
    - Evidence informing forecast-year allocation inputs; displayed values and growth are calculated: The procurement-service margin comparison supports the fee-to-managed-spending bridge underlying the direct-channel complement. Carrying the normalized ratio into 2032 is explicitly a forecast assumption.
78. Simplified Purchase Agreement - U.S. Government Publishing Office
    - Evidence informing base-year allocation inputs; displayed values and growth are calculated: SPA permits agency awards directly to certified vendors for purchases up to USD xx.xx while GPO pays vendors and invoices agencies. This supports classifying by the contracting relationship rather than the invoice payer, not a numerical global weight.
    - Evidence informing forecast-year allocation inputs; displayed values and growth are calculated: SPA permits agency awards directly to certified vendors for purchases up to USD xx.xx while GPO pays vendors and invoices agencies. This supports classifying by the contracting relationship rather than the invoice payer, not a numerical global weight.
79. Global Print Services | China, Europe, SE Asia, USA & India
    - Evidence informing base-year allocation inputs; displayed values and growth are calculated: Imago describes sourcing suppliers and coordinating multiple manufacturers for book-related projects. Its cumulative customer relationships establish the offered intermediary role but are not annual revenue or allocation weights.
    - Evidence informing forecast-year allocation inputs; displayed values and growth are calculated: Imago describes sourcing suppliers and coordinating multiple manufacturers for book-related projects. Its cumulative customer relationships establish the offered intermediary role but are not annual revenue or allocation weights.
80. Lion Rock Group Limited - Annual Report 2025
    - Evidence informing base-year allocation inputs; displayed values and growth are calculated: Own-business 2025 turnover changes of minus xx.xx% for APOL and minus xx.xx% for Regent challenge uniform intermediary growth; Regent's non-book focus limits its relevance. These observations support avoiding an additional adoption uplift.
    - Evidence informing forecast-year allocation inputs; displayed values and growth are calculated: Own-business 2025 turnover changes of minus xx.xx% for APOL and minus xx.xx% for Regent challenge uniform intermediary growth; Regent's non-book focus limits its relevance. These observations support avoiding an additional adoption uplift.
    - Evidence informing base-year allocation inputs; displayed values and growth are calculated: Manufacturing turnover changes of minus xx.xx% at xx.xx Printing and plus xx.xx% at Papercraft demonstrate differing supplier trajectories rather than a simple common channel-growth pattern; these are not direct-contracting market shares.
    - Evidence informing forecast-year allocation inputs; displayed values and growth are calculated: Manufacturing turnover changes of minus xx.xx% at xx.xx Printing and plus xx.xx% at Papercraft demonstrate differing supplier trajectories rather than a simple common channel-growth pattern; these are not direct-contracting market shares.

81. Imprint Digital - Book Printing Prices UK

- Evidence informing base-year allocation inputs; displayed values and growth are calculated: The inspected schedule quotes GBP xx.xx at xx.xx copies for one paperback specification, supporting a relative-price input, not a historical global realization.
- Evidence informing forecast-year allocation inputs; displayed values and growth are calculated: The inspected schedule quotes GBP xx.xx at xx.xx copies for one paperback specification, supporting a relative-price input, not a historical global realization.
- Evidence informing base-year allocation inputs; displayed values and growth are calculated: GBP xx.xx at xx.xx copies supplies the medium-run reference index; format and delivery differences require separate treatment.
- Evidence informing forecast-year allocation inputs; displayed values and growth are calculated: GBP xx.xx at xx.xx copies supplies the medium-run reference index; format and delivery differences require separate treatment.
- Evidence informing base-year allocation inputs; displayed values and growth are calculated: The quantity-price curve anchors the reference from which the long-run discount is assumed; no long-run price or future share is disclosed.
- Evidence informing forecast-year allocation inputs; displayed values and growth are calculated: The quantity-price curve anchors the reference from which the long-run discount is assumed; no long-run price or future share is disclosed.

82. Print Options

- Evidence informing base-year allocation inputs; displayed values and growth are calculated: KDP distinguishes black-and-white from color records and locks ink type after publication. These platform-specific conditions qualify switching assumptions, not market weights. ([kdp.amazon.com](https://kdp.amazon.com/en_US/help/topic/G201834180))
- Evidence informing forecast-year allocation inputs; displayed values and growth are calculated: KDP distinguishes black-and-white from color records and locks ink type after publication. These platform-specific conditions qualify switching assumptions, not market weights. ([kdp.amazon.com](https://kdp.amazon.com/en_US/help/topic/G201834180))
- Evidence informing base-year allocation inputs; displayed values and growth are calculated: The displayed platform menu does not establish designated spot-color availability or sales; a general color option is not used as evidence of spot-color demand. ([kdp.amazon.com](https://kdp.amazon.com/en_US/help/topic/G201834180))
- Evidence informing forecast-year allocation inputs; displayed values and growth are calculated: The displayed platform menu does not establish designated spot-color availability or sales; a general color option is not used as evidence of spot-color demand. ([kdp.amazon.com](https://kdp.amazon.com/en_US/help/topic/G201834180))
- Evidence informing base-year allocation inputs; displayed values and growth are calculated: Standard color is unavailable for hardcover, but premium color is available. Both process-color tiers belong within the modeled Full-Color Interiors category. ([kdp.amazon.com](https://kdp.amazon.com/en_US/help/topic/G201834180))
- Evidence informing forecast-year allocation inputs; displayed values and growth are calculated: Standard color is unavailable for hardcover, but premium color is available. Both process-color tiers belong within the modeled Full-Color Interiors category. ([kdp.amazon.com](https://kdp.amazon.com/en_US/help/topic/G201834180))

83. Synthèse des chiffres de l'édition jeunesse 2024-2025

- Evidence informing base-year allocation inputs; displayed values and growth are calculated: The primary French publishing survey reports a xx.xx% decline in illustrated early-childhood volumes and a xx.xx% decline in youth-fiction volumes in 2024. These differing outcomes challenge an aggressive universal color-growth assumption. ([sne.fr](https://www.sne.fr/actu/synthese-des-chiffres-de-ledition-jeunesse-2024-2025/))
- Evidence informing forecast-year allocation inputs; displayed values and growth are calculated: The primary French publishing survey reports a xx.xx% decline in illustrated early-childhood volumes and a xx.xx% decline in youth-fiction volumes in 2024. These differing outcomes challenge an aggressive universal color-growth assumption. ([sne.fr](https://www.sne.fr/actu/synthese-des-chiffres-de-ledition-jeunesse-2024-2025/))

20.12. Australia

Table 679. Australia Book Printing & Packaging Services Market Size, 2017-2040 (USD Million)

Country	2017	2024	2025	2026	2027	2032	2040	CAGR (%)
Australia	**xx.xx**	**xx.xx**	**xx.xx**	**xx.xx**	**xx.xx**	**xx.xx**	**xx.xx**	**xx.xx**

Table 680. Australia Book Printing & Packaging Services Market Size, by Service Offering, 2017-2040 (USD Million)

Service Offering	2017	2024	2025	2026	2027	2032	2040	CAGR (%)
Book Packaging Production	xx.xx	xx.xx	xx.xx	xx.xx	xx.xx	xx.xx	xx.xx	xx.xx
Book Packing & Kitting	xx.xx	xx.xx	xx.xx	xx.xx	xx.xx	xx.xx	xx.xx	xx.xx
Book Printing	xx.xx	xx.xx	xx.xx	xx.xx	xx.xx	xx.xx	xx.xx	xx.xx
Bookbinding & Finishing	xx.xx	xx.xx	xx.xx	xx.xx	xx.xx	xx.xx	xx.xx	xx.xx
Prepress Services	xx.xx	xx.xx	xx.xx	xx.xx	xx.xx	xx.xx	xx.xx	xx.xx
Print Production Management	xx.xx	xx.xx	xx.xx	xx.xx	xx.xx	xx.xx	xx.xx	xx.xx
Production-Linked Fulfillment	xx.xx	xx.xx	xx.xx	xx.xx	xx.xx	xx.xx	xx.xx	xx.xx
Total	**xx.xx**	**xx.xx**	**xx.xx**	**xx.xx**	**xx.xx**	**xx.xx**	**xx.xx**	**xx.xx**

Table 681. Australia Book Printing & Packaging Services Market Size, by Book Format, 2017-2040 (USD Million)

Book Format	2017	2024	2025	2026	2027	2032	2040	CAGR (%)
Accordion-Fold Books	xx.xx	xx.xx	xx.xx	xx.xx	xx.xx	xx.xx	xx.xx	xx.xx
Bath Books	xx.xx	xx.xx	xx.xx	xx.xx	xx.xx	xx.xx	xx.xx	xx.xx
Board Books	xx.xx	xx.xx	xx.xx	xx.xx	xx.xx	xx.xx	xx.xx	xx.xx
Foam Books	xx.xx	xx.xx	xx.xx	xx.xx	xx.xx	xx.xx	xx.xx	xx.xx
Hardcover Books	xx.xx	xx.xx	xx.xx	xx.xx	xx.xx	xx.xx	xx.xx	xx.xx
Loose-Leaf Books	xx.xx	xx.xx	xx.xx	xx.xx	xx.xx	xx.xx	xx.xx	xx.xx
Paperback & Softcover Books	xx.xx	xx.xx	xx.xx	xx.xx	xx.xx	xx.xx	xx.xx	xx.xx
Saddle-Stitched Booklets	xx.xx	xx.xx	xx.xx	xx.xx	xx.xx	xx.xx	xx.xx	xx.xx
Slide-Bound Books	xx.xx	xx.xx	xx.xx	xx.xx	xx.xx	xx.xx	xx.xx	xx.xx
Textile Books	xx.xx	xx.xx	xx.xx	xx.xx	xx.xx	xx.xx	xx.xx	xx.xx
Wire, Coil & Comb-Bound Books	xx.xx	xx.xx	xx.xx	xx.xx	xx.xx	xx.xx	xx.xx	xx.xx
Total	**xx.xx**	**xx.xx**	**xx.xx**	**xx.xx**	**xx.xx**	**xx.xx**	**xx.xx**	**xx.xx**

Table 682. Australia Book Printing & Packaging Services Market Size, by Packaging Format, 2017-2040 (USD Million)

Packaging Format	2017	2024	2025	2026	2027	2032	2040	CAGR (%)
Bags & Pouches	xx.xx	xx.xx	xx.xx	xx.xx	xx.xx	xx.xx	xx.xx	xx.xx
Blister & Clamshell Packs	xx.xx	xx.xx	xx.xx	xx.xx	xx.xx	xx.xx	xx.xx	xx.xx
Boxes & Lidded Cases	xx.xx	xx.xx	xx.xx	xx.xx	xx.xx	xx.xx	xx.xx	xx.xx
Envelopes, Wallets & Folders	xx.xx	xx.xx	xx.xx	xx.xx	xx.xx	xx.xx	xx.xx	xx.xx
Film & Paper Wraps	xx.xx	xx.xx	xx.xx	xx.xx	xx.xx	xx.xx	xx.xx	xx.xx
Protective Inserts & Cushioning	xx.xx	xx.xx	xx.xx	xx.xx	xx.xx	xx.xx	xx.xx	xx.xx
Seals & Strapping	xx.xx	xx.xx	xx.xx	xx.xx	xx.xx	xx.xx	xx.xx	xx.xx
Sleeves & Wraparound Bands	xx.xx	xx.xx	xx.xx	xx.xx	xx.xx	xx.xx	xx.xx	xx.xx
Slipcases	xx.xx	xx.xx	xx.xx	xx.xx	xx.xx	xx.xx	xx.xx	xx.xx
Others	xx.xx	xx.xx	xx.xx	xx.xx	xx.xx	xx.xx	xx.xx	xx.xx
Total	**xx.xx**	**xx.xx**	**xx.xx**	**xx.xx**	**xx.xx**	**xx.xx**	**xx.xx**	**xx.xx**

Table 683. Australia Book Printing & Packaging Services Market Size, by Printing Technology, 2017-2040 (USD Million)

Printing Technology	2017	2024	2025	2026	2027	2032	2040	CAGR (%)
Braille Embossing	xx.xx	xx.xx	xx.xx	xx.xx	xx.xx	xx.xx	xx.xx	xx.xx
Digital Printing	xx.xx	xx.xx	xx.xx	xx.xx	xx.xx	xx.xx	xx.xx	xx.xx
Flexographic Printing	xx.xx	xx.xx	xx.xx	xx.xx	xx.xx	xx.xx	xx.xx	xx.xx
Gravure Printing	xx.xx	xx.xx	xx.xx	xx.xx	xx.xx	xx.xx	xx.xx	xx.xx
Letterpress Printing	xx.xx	xx.xx	xx.xx	xx.xx	xx.xx	xx.xx	xx.xx	xx.xx
Offset Lithography	xx.xx	xx.xx	xx.xx	xx.xx	xx.xx	xx.xx	xx.xx	xx.xx
Screen Printing	xx.xx	xx.xx	xx.xx	xx.xx	xx.xx	xx.xx	xx.xx	xx.xx
Silver-Halide Photographic Printing	xx.xx	xx.xx	xx.xx	xx.xx	xx.xx	xx.xx	xx.xx	xx.xx
Stencil Duplicator Printing	xx.xx	xx.xx	xx.xx	xx.xx	xx.xx	xx.xx	xx.xx	xx.xx
Others	xx.xx	xx.xx	xx.xx	xx.xx	xx.xx	xx.xx	xx.xx	xx.xx
Total	**xx.xx**	**xx.xx**	**xx.xx**	**xx.xx**	**xx.xx**	**xx.xx**	**xx.xx**	**xx.xx**

Table 684. Australia Book Printing & Packaging Services Market Size, by Offset Lithography, 2017-2040 (USD Million)

Offset Lithography	2017	2024	2025	2026	2027	2032	2040	CAGR (%)
Sheetfed Offset Printing	xx.xx	xx.xx	xx.xx	xx.xx	xx.xx	xx.xx	xx.xx	xx.xx
Web Offset Printing	xx.xx	xx.xx	xx.xx	xx.xx	xx.xx	xx.xx	xx.xx	xx.xx
Total	**xx.xx**	**xx.xx**	**xx.xx**	**xx.xx**	**xx.xx**	**xx.xx**	**xx.xx**	**xx.xx**

Table 685. Australia Book Printing & Packaging Services Market Size, by Digital Printing, 2017-2040 (USD Million)

Digital Printing	2017	2024	2025	2026	2027	2032	2040	CAGR (%)
Electrophotographic Printing	xx.xx	xx.xx	xx.xx	xx.xx	xx.xx	xx.xx	xx.xx	xx.xx
Inkjet Printing	xx.xx	xx.xx	xx.xx	xx.xx	xx.xx	xx.xx	xx.xx	xx.xx
Thermal Printing	xx.xx	xx.xx	xx.xx	xx.xx	xx.xx	xx.xx	xx.xx	xx.xx
Total	**xx.xx**	**xx.xx**	**xx.xx**	**xx.xx**	**xx.xx**	**xx.xx**	**xx.xx**	**xx.xx**

Table 686. Australia Book Printing & Packaging Services Market Size, by Publication Application, 2017-2040 (USD Million)

Publication Application	2017	2024	2025	2026	2027	2032	2040	CAGR (%)
Activity & Puzzle Books	xx.xx	xx.xx	xx.xx	xx.xx	xx.xx	xx.xx	xx.xx	xx.xx
Art & Photography Books	xx.xx	xx.xx	xx.xx	xx.xx	xx.xx	xx.xx	xx.xx	xx.xx
Commemorative & Personal Books	xx.xx	xx.xx	xx.xx	xx.xx	xx.xx	xx.xx	xx.xx	xx.xx
Educational & Training Books	xx.xx	xx.xx	xx.xx	xx.xx	xx.xx	xx.xx	xx.xx	xx.xx
General-Interest Books	xx.xx	xx.xx	xx.xx	xx.xx	xx.xx	xx.xx	xx.xx	xx.xx
Institutional & Corporate Books	xx.xx	xx.xx	xx.xx	xx.xx	xx.xx	xx.xx	xx.xx	xx.xx
Music Books & Scores	xx.xx	xx.xx	xx.xx	xx.xx	xx.xx	xx.xx	xx.xx	xx.xx
Religious & Devotional Books	xx.xx	xx.xx	xx.xx	xx.xx	xx.xx	xx.xx	xx.xx	xx.xx
Scholarly & Professional Books	xx.xx	xx.xx	xx.xx	xx.xx	xx.xx	xx.xx	xx.xx	xx.xx
Total	**xx.xx**	**xx.xx**	**xx.xx**	**xx.xx**	**xx.xx**	**xx.xx**	**xx.xx**	**xx.xx**

Table 687. Australia Book Printing & Packaging Services Market Size, by Educational & Training Books, 2017-2040 (USD Million)

Educational & Training Books	2017	2024	2025	2026	2027	2032	2040	CAGR (%)
Higher Education Textbooks	xx.xx	xx.xx	xx.xx	xx.xx	xx.xx	xx.xx	xx.xx	xx.xx
School Textbooks & Workbooks	xx.xx	xx.xx	xx.xx	xx.xx	xx.xx	xx.xx	xx.xx	xx.xx
Vocational & Continuing Education Books	xx.xx	xx.xx	xx.xx	xx.xx	xx.xx	xx.xx	xx.xx	xx.xx
Total	**xx.xx**	**xx.xx**	**xx.xx**	**xx.xx**	**xx.xx**	**xx.xx**	**xx.xx**	**xx.xx**

Table 688. Australia Book Printing & Packaging Services Market Size, by Commemorative & Personal Books, 2017-2040 (USD Million)

Commemorative & Personal Books	2017	2024	2025	2026	2027	2032	2040	CAGR (%)
Personal Photo & Memory Books	xx.xx	xx.xx	xx.xx	xx.xx	xx.xx	xx.xx	xx.xx	xx.xx
Yearbooks & Organizational Commemoratives	xx.xx	xx.xx	xx.xx	xx.xx	xx.xx	xx.xx	xx.xx	xx.xx
Total	**xx.xx**	**xx.xx**	**xx.xx**	**xx.xx**	**xx.xx**	**xx.xx**	**xx.xx**	**xx.xx**

Table 689. Australia Book Printing & Packaging Services Market Size, by Scholarly & Professional Books, 2017-2040 (USD Million)

Scholarly & Professional Books	2017	2024	2025	2026	2027	2032	2040	CAGR (%)
Professional & Technical Reference Books	xx.xx	xx.xx	xx.xx	xx.xx	xx.xx	xx.xx	xx.xx	xx.xx
Scholarly Research Books	xx.xx	xx.xx	xx.xx	xx.xx	xx.xx	xx.xx	xx.xx	xx.xx
Total	**xx.xx**	**xx.xx**	**xx.xx**	**xx.xx**	**xx.xx**	**xx.xx**	**xx.xx**	**xx.xx**

Table 690. Australia Book Printing & Packaging Services Market Size, by Buyer Type, 2017-2040 (USD Million)

Buyer Type	2017	2024	2025	2026	2027	2032	2040	CAGR (%)
Corporate & Commercial Buyers	xx.xx	xx.xx	xx.xx	xx.xx	xx.xx	xx.xx	xx.xx	xx.xx
Educational & Research Institutions	xx.xx	xx.xx	xx.xx	xx.xx	xx.xx	xx.xx	xx.xx	xx.xx
Government & Intergovernmental Bodies	xx.xx	xx.xx	xx.xx	xx.xx	xx.xx	xx.xx	xx.xx	xx.xx
Nonprofit & Membership Organizations	xx.xx	xx.xx	xx.xx	xx.xx	xx.xx	xx.xx	xx.xx	xx.xx
Print & Production Service Providers	xx.xx	xx.xx	xx.xx	xx.xx	xx.xx	xx.xx	xx.xx	xx.xx
Private Individuals & Households	xx.xx	xx.xx	xx.xx	xx.xx	xx.xx	xx.xx	xx.xx	xx.xx
Publishing Organizations	xx.xx	xx.xx	xx.xx	xx.xx	xx.xx	xx.xx	xx.xx	xx.xx
Self-Publishing Authors & Creators	xx.xx	xx.xx	xx.xx	xx.xx	xx.xx	xx.xx	xx.xx	xx.xx
Total	**xx.xx**	**xx.xx**	**xx.xx**	**xx.xx**	**xx.xx**	**xx.xx**	**xx.xx**	**xx.xx**

Table 691. Australia Book Printing & Packaging Services Market Size, by Production Model, 2017-2040 (USD Million)

Production Model	2017	2024	2025	2026	2027	2032	2040	CAGR (%)
Planned Stock Production	xx.xx	xx.xx	xx.xx	xx.xx	xx.xx	xx.xx	xx.xx	xx.xx
Print-on-Demand	xx.xx	xx.xx	xx.xx	xx.xx	xx.xx	xx.xx	xx.xx	xx.xx
Stock Replenishment	xx.xx	xx.xx	xx.xx	xx.xx	xx.xx	xx.xx	xx.xx	xx.xx
Total	**xx.xx**	**xx.xx**	**xx.xx**	**xx.xx**	**xx.xx**	**xx.xx**	**xx.xx**	**xx.xx**

Table 692. Australia Book Printing & Packaging Services Market Size, by Fulfillment Model, 2017-2040 (USD Million)

Fulfillment Model	2017	2024	2025	2026	2027	2032	2040	CAGR (%)
Consolidated Handoff	xx.xx	xx.xx	xx.xx	xx.xx	xx.xx	xx.xx	xx.xx	xx.xx
Distribution-List Delivery	xx.xx	xx.xx	xx.xx	xx.xx	xx.xx	xx.xx	xx.xx	xx.xx
Order-Level Fulfillment	xx.xx	xx.xx	xx.xx	xx.xx	xx.xx	xx.xx	xx.xx	xx.xx
Total	**xx.xx**	**xx.xx**	**xx.xx**	**xx.xx**	**xx.xx**	**xx.xx**	**xx.xx**	**xx.xx**

Table 693. Australia Book Printing & Packaging Services Market Size, by Procurement Channel, 2017-2040 (USD Million)

Procurement Channel	2017	2024	2025	2026	2027	2032	2040	CAGR (%)
Direct Provider Contracting	xx.xx	xx.xx	xx.xx	xx.xx	xx.xx	xx.xx	xx.xx	xx.xx
Intermediary-Led Contracting	xx.xx	xx.xx	xx.xx	xx.xx	xx.xx	xx.xx	xx.xx	xx.xx
Total	**xx.xx**	**xx.xx**	**xx.xx**	**xx.xx**	**xx.xx**	**xx.xx**	**xx.xx**	**xx.xx**

Table 694. Australia Book Printing & Packaging Services Market Size, by Print Run Length, 2017-2040 (USD Million)

Print Run Length	2017	2024	2025	2026	2027	2032	2040	CAGR (%)
Long Runs	xx.xx	xx.xx	xx.xx	xx.xx	xx.xx	xx.xx	xx.xx	xx.xx
Medium Runs	xx.xx	xx.xx	xx.xx	xx.xx	xx.xx	xx.xx	xx.xx	xx.xx
Short Runs	xx.xx	xx.xx	xx.xx	xx.xx	xx.xx	xx.xx	xx.xx	xx.xx
Single-Copy Runs	xx.xx	xx.xx	xx.xx	xx.xx	xx.xx	xx.xx	xx.xx	xx.xx
Total	**xx.xx**	**xx.xx**	**xx.xx**	**xx.xx**	**xx.xx**	**xx.xx**	**xx.xx**	**xx.xx**

Table 695. Australia Book Printing & Packaging Services Market Size, by Interior Color, 2017-2040 (USD Million)

Interior Color	2017	2024	2025	2026	2027	2032	2040	CAGR (%)
Black-and-White Interiors	xx.xx	xx.xx	xx.xx	xx.xx	xx.xx	xx.xx	xx.xx	xx.xx
Full-Color Interiors	xx.xx	xx.xx	xx.xx	xx.xx	xx.xx	xx.xx	xx.xx	xx.xx
Spot-Color Interiors	xx.xx	xx.xx	xx.xx	xx.xx	xx.xx	xx.xx	xx.xx	xx.xx
Total	**xx.xx**	**xx.xx**	**xx.xx**	**xx.xx**	**xx.xx**	**xx.xx**	**xx.xx**	**xx.xx**

Sources & Evidence

1. European Book Publishing Statistics 2024
   - Evidence informing the 2024 market-value input; displayed series and growth include calculations: European publishers reported approximately EUR xx.xx of net book-sales revenue in 2024. The disclosed ebook and audiobook proportions inform the modeled xx.xx% physical-book revenue proportion; publisher revenue is an input, not printing-service revenue.
   - Evidence informing the 2025 market-value input; displayed series and growth include calculations: The 2024 publisher-revenue and format observations provide the European demand input carried into the 2025 estimate.

2. The Global Publishing Industry in 2022

- Evidence informing the 2024 market-value input; displayed series and growth include calculations: Table xx.xx supplies country-level publishing revenues and identifies differences between retail-value, publisher-revenue, print-only and prior-year observations. Selected non-European country observations are adjusted for physical formats and period before estimating production spending.
- Evidence informing the 2025 market-value input; displayed series and growth include calculations: The selected country observations contribute to the demand pool underlying the 2025 working estimate. Nielsen retail datasets elsewhere in the publication are not used.
- Evidence informing base-year allocation inputs; displayed values and growth are calculated: Primary survey sector differences constrain the education-adjusted hardcover proxy.
- Evidence informing forecast-year allocation inputs; displayed values and growth are calculated: Primary survey sector differences constrain the education-adjusted hardcover proxy.
- Evidence informing base-year allocation inputs; displayed values and growth are calculated: Educational/trade differences qualify extrapolation of U.S. consumer-format revenue.
- Evidence informing forecast-year allocation inputs; displayed values and growth are calculated: Educational/trade differences qualify extrapolation of U.S. consumer-format revenue.
- Evidence informing base-year allocation inputs; displayed values and growth are calculated: USD xx.xx of surveyed children's publishing revenue anchors the modeled specialty demand pool, not supplier receipts.
- Evidence informing forecast-year allocation inputs; displayed values and growth are calculated: USD xx.xx of surveyed children's publishing revenue anchors the modeled specialty demand pool, not supplier receipts.
- Evidence informing base-year allocation inputs; displayed values and growth are calculated: Sector data constrain the commissioning-pool proxy; mechanical incidence remains assumed.
- Evidence informing forecast-year allocation inputs; displayed values and growth are calculated: Sector data constrain the commissioning-pool proxy; mechanical incidence remains assumed.
- Evidence informing base-year allocation inputs; displayed values and growth are calculated: Educational demand supplies a common economic anchor; loose-leaf incidence remains modeled.
- Evidence informing forecast-year allocation inputs; displayed values and growth are calculated: Educational demand supplies a common economic anchor; loose-leaf incidence remains modeled.
- Evidence informing base-year allocation inputs; displayed values and growth are calculated: Sector observations constrain the educational short-book commissioning pool.
- Evidence informing forecast-year allocation inputs; displayed values and growth are calculated: Sector observations constrain the educational short-book commissioning pool.
- Evidence informing base-year allocation inputs; displayed values and growth are calculated: The commissioning-pool anchor supports an explicit sparse-format incidence model.
- Evidence informing forecast-year allocation inputs; displayed values and growth are calculated: The commissioning-pool anchor supports an explicit sparse-format incidence model.
- Evidence informing base-year allocation inputs; displayed values and growth are calculated: Children's demand anchors the accordion working estimate, not observed accordion orders.
- Evidence informing forecast-year allocation inputs; displayed values and growth are calculated: Children's demand anchors the accordion working estimate, not observed accordion orders.
- Evidence informing base-year allocation inputs; displayed values and growth are calculated: Children's demand anchors assumed textile-book order incidence.
- Evidence informing forecast-year allocation inputs; displayed values and growth are calculated: Children's demand anchors assumed textile-book order incidence.
- Evidence informing base-year allocation inputs; displayed values and growth are calculated: Children's demand anchors assumed bath-book order incidence.
- Evidence informing forecast-year allocation inputs; displayed values and growth are calculated: Children's demand anchors assumed bath-book order incidence.
- Evidence informing base-year allocation inputs; displayed values and growth are calculated: Children's demand anchors assumed foam-book order incidence.
- Evidence informing forecast-year allocation inputs; displayed values and growth are calculated: Children's demand anchors assumed foam-book order incidence.
- Evidence informing base-year allocation inputs; displayed values and growth are calculated: The original publishing survey documents country-level trade/education revenue differences used to constrain the modeled physical-publishing mix; it does not directly measure service shares.
- Evidence informing forecast-year allocation inputs; displayed values and growth are calculated: The original publishing survey documents country-level trade/education revenue differences used to constrain the modeled physical-publishing mix; it does not directly measure service shares.

3. 2024 年新闻出版统计公报

- Evidence informing the 2024 market-value input; displayed series and growth include calculations: For 2024, the official table reports xx.xx book copies or sheets and CNY xx.xx of book-publishing revenue. These constrain the demand bridge and historical contraction, rather than directly measuring printing-service sales.
- Evidence informing the 2025 market-value input; displayed series and growth include calculations: The 2024 book-publishing observation supplies the Chinese demand primitive for the 2025 model.
- Evidence informing base-year allocation inputs; displayed values and growth are calculated: Official 2024 output of xx.xx copies/sheets constrains total modeled publisher activity; it does not disclose single-copy production.
- Evidence informing forecast-year allocation inputs; displayed values and growth are calculated: Official 2024 output of xx.xx copies/sheets constrains total modeled publisher activity; it does not disclose single-copy production.
- Evidence informing base-year allocation inputs; displayed values and growth are calculated: Aggregate copies and annual title output constrain the shared activity model, not an observed short-run share.
- Evidence informing forecast-year allocation inputs; displayed values and growth are calculated: Aggregate copies and annual title output constrain the shared activity model, not an observed short-run share.
- Evidence informing base-year allocation inputs; displayed values and growth are calculated: Aggregate production provides a scale check for the medium-run assumption; annual copies per title are not individual batches.
- Evidence informing forecast-year allocation inputs; displayed values and growth are calculated: Aggregate production provides a scale check for the medium-run assumption; annual copies per title are not individual batches.
- Evidence informing base-year allocation inputs; displayed values and growth are calculated: Approximately xx.xx annual copies per title constrain the long-run scenario without proving its batch mix or forecast.
- Evidence informing forecast-year allocation inputs; displayed values and growth are calculated: Approximately xx.xx annual copies per title constrain the long-run scenario without proving its batch mix or forecast.

4. Foreign Exchange Rates - G.5A Annual, January 5, 2026

- Evidence informing the 2024 market-value input; displayed series and growth include calculations: The official 2024 annual-average conversion inputs are USD xx.xx per EUR, CNY xx.xx per USD and CAD xx.xx per USD.
- Evidence informing the 2025 market-value input; displayed series and growth include calculations: The exchange-rate table establishes the conversion basis of the preceding-year demand inputs used in the 2025 estimate; subsequent effective-USD price assumptions are modeled separately.

5. Book publishing industry, 2024 - Statistics Canada
   - Evidence informing the 2024 market-value input; displayed series and growth include calculations: Canadian publishers reported CAD xx.xx of print sales outside the online category and CAD xx.xx of online print sales in 2024. Their sum, rather than total operating revenue, supplies the physical-book demand input.
   - Evidence informing the 2025 market-value input; displayed series and growth include calculations: Reported cost of goods sold of CAD xx.xx, up CAD xx.xx from 2022, supplies a cost-pressure cross-check, not a directly attributable printing-services total.
   - Evidence informing base-year allocation inputs; displayed values and growth are calculated: Canadian online versus other print-sales values constrain parcel exposure, with explicit value-to-unit and geographic limitations.
   - Evidence informing forecast-year allocation inputs; displayed values and growth are calculated: Canadian online versus other print-sales values constrain parcel exposure, with explicit value-to-unit and geographic limitations.
   - Evidence informing base-year allocation inputs; displayed values and growth are calculated: The print-channel value mix supplies a limited parcel-demand proxy, not observed envelope purchases.
   - Evidence informing forecast-year allocation inputs; displayed values and growth are calculated: The print-channel value mix supplies a limited parcel-demand proxy, not observed envelope purchases.
   - Evidence informing base-year allocation inputs; displayed values and growth are calculated: The print-channel value mix supplies a limited parcel-demand proxy, not observed bag purchases.
   - Evidence informing forecast-year allocation inputs; displayed values and growth are calculated: The print-channel value mix supplies a limited parcel-demand proxy, not observed bag purchases.
   - Evidence informing base-year allocation inputs; displayed values and growth are calculated: Modest observed online-print growth qualifies aggressive parcel-related wrapping assumptions.
   - Evidence informing forecast-year allocation inputs; displayed values and growth are calculated: Modest observed online-print growth qualifies aggressive parcel-related wrapping assumptions.
   - Evidence informing base-year allocation inputs; displayed values and growth are calculated: Channel activity constrains the modeled delivery-pack population requiring separate protection.
   - Evidence informing forecast-year allocation inputs; displayed values and growth are calculated: Channel activity constrains the modeled delivery-pack population requiring separate protection.
   - Evidence informing base-year allocation inputs; displayed values and growth are calculated: Channel activity constrains the modeled delivery-pack population requiring closures.
   - Evidence informing forecast-year allocation inputs; displayed values and growth are calculated: Channel activity constrains the modeled delivery-pack population requiring closures.
6. U.S. Census Bureau - Books Printing: Shipments, annual table
   - Evidence informing the 2017 market-value input; displayed series and growth include calculations: U.S. books-printing shipments were USD xx.xx in 2017; this is a national production anchor for the historical model.
   - Evidence informing the 2018 market-value input; displayed series and growth include calculations: U.S. books-printing shipments were USD xx.xx in 2018.
   - Evidence informing the 2019 market-value input; displayed series and growth include calculations: U.S. books-printing shipments were USD xx.xx in 2019.
   - Evidence informing the 2020 market-value input; displayed series and growth include calculations: U.S. books-printing shipments were USD xx.xx in 2020.
   - Evidence informing the 2021 market-value input; displayed series and growth include calculations: U.S. books-printing shipments were USD xx.xx in 2021.
   - Evidence informing the 2022 market-value input; displayed series and growth include calculations: U.S. books-printing shipments were USD xx.xx in 2022.
   - Evidence informing the 2024 market-value input; displayed series and growth include calculations: U.S. books-printing shipments were USD xx.xx in 2024. This national industrial measure is narrower than the composite global service boundary.

7. U.S. Census Bureau - Book Publishers, All Establishments: Revenue, annual table
   - Evidence informing the 2024 market-value input; displayed series and growth include calculations: The Census annual series reports USD xx.xx of U.S. book-publisher revenue for 2024. A modeled xx.xx% physical-book proportion excludes digital and other adjacent receipts.
   - Evidence informing the 2025 market-value input; displayed series and growth include calculations: The 2024 Census observation replaces an older survey-based U.S. revenue bridge in the demand pool underlying 2025.

8. Scholastic Corporation - Form 10-K for the year ended May 31, 2025

- Evidence informing the 2024 market-value input; displayed series and growth include calculations: Scholastic's fiscal 2024 product, service, production and inventory-reserve costs were xx.xx% of revenue; postage, freight, shipping, fulfillment and other costs were xx.xx%. These broad categories constrain, but do not directly establish, eligible outsourced-service spending.
- Evidence informing the 2025 market-value input; displayed series and growth include calculations: The corresponding fiscal 2025 proportions were xx.xx% and xx.xx%. Royalties and prepublication amortization are separately disclosed, allowing their exclusion from the service-market bridge.
- Evidence informing base-year allocation inputs; displayed values and growth are calculated: Fiscal-2025 product, service, production and inventory-reserve costs were xx.xx% of revenue. The broader cost category constrains the manufacturing spending boundary but does not directly disclose printing-service revenue.
- Evidence informing forecast-year allocation inputs; displayed values and growth are calculated: Fiscal-2025 product, service, production and inventory-reserve costs were xx.xx% of revenue. The broader cost category constrains the manufacturing spending boundary but does not directly disclose printing-service revenue.
- Evidence informing base-year allocation inputs; displayed values and growth are calculated: Prepublication amortization is disclosed separately from production costs, supporting exclusion of adjacent amortization rather than equating it with externally purchased prepress.
- Evidence informing forecast-year allocation inputs; displayed values and growth are calculated: Prepublication amortization is disclosed separately from production costs, supporting exclusion of adjacent amortization rather than equating it with externally purchased prepress.
- Evidence informing base-year allocation inputs; displayed values and growth are calculated: Postage, freight, shipping, fulfillment and other costs were xx.xx% of revenue in fiscal 2025 versus xx.xx% in fiscal 2024. This is a broad buyer-cost check, not an eligible outsourced-fulfillment share.
- Evidence informing forecast-year allocation inputs; displayed values and growth are calculated: Postage, freight, shipping, fulfillment and other costs were xx.xx% of revenue in fiscal 2025 versus xx.xx% in fiscal 2024. This is a broad buyer-cost check, not an eligible outsourced-fulfillment share.
- Evidence informing base-year allocation inputs; displayed values and growth are calculated: Outsourced manufacturing coexists with company-operated distribution. Fiscal-2025 production-related costs were xx.xx% of revenue, constraining the inherited spending bridge rather than directly measuring the assumed route fraction.
- Evidence informing forecast-year allocation inputs; displayed values and growth are calculated: Outsourced manufacturing coexists with company-operated distribution. Fiscal-2025 production-related costs were xx.xx% of revenue, constraining the inherited spending bridge rather than directly measuring the assumed route fraction.
- Evidence informing base-year allocation inputs; displayed values and growth are calculated: Book-club revenue was xx.xx% online-ordered and xx.xx% parent-ordered, while products typically went to classrooms. This challenges the use of online sales as a proxy for the external contractor's delivery model.
- Evidence informing forecast-year allocation inputs; displayed values and growth are calculated: Book-club revenue was xx.xx% online-ordered and xx.xx% parent-ordered, while products typically went to classrooms. This challenges the use of online sales as a proxy for the external contractor's delivery model.
- Evidence informing base-year allocation inputs; displayed values and growth are calculated: Direct printer-to-customer fulfillment is a disclosed option. Broader logistics/other costs were xx.xx% of revenue versus xx.xx% previously, providing a cost-boundary check but no global order-level share or service-price growth observation.
- Evidence informing forecast-year allocation inputs; displayed values and growth are calculated: Direct printer-to-customer fulfillment is a disclosed option. Broader logistics/other costs were xx.xx% of revenue versus xx.xx% previously, providing a cost-boundary check but no global order-level share or service-price growth observation.

9. CEWE achieves all targets in 2025 and aims to further increase revenue and earnings in 2026

- Evidence informing the 2025 market-value input; displayed series and growth include calculations: CEWE reported xx.xx CEWE PHOTOBOOK copies in 2025 versus xx.xx in 2024, supporting a positive specialty-book volume assumption without establishing global adoption.
- Evidence informing the 2026 market-value input; displayed series and growth include calculations: Observed 2025 photobook growth informs the specialty-demand assumption for 2026; the market value remains modeled.
- Evidence informing the 2032 market-value input; displayed series and growth include calculations: The observed specialty-book activity is a starting condition for the forecast, not independent proof of continued growth through 2032.
- Evidence informing the 2040 market-value input; displayed series and growth include calculations: The forecast explicitly slows specialty-demand growth after 2032; this source supplies the initial commercial observation, not the long-term growth rate.
- Evidence informing base-year allocation inputs; displayed values and growth are calculated: CEWE reports xx.xx photobooks in 2025 compared with xx.xx in 2024. This independently establishes specialty-book activity underlying the nonpublisher model, without establishing a global expansion factor.
- Evidence informing forecast-year allocation inputs; displayed values and growth are calculated: CEWE reports xx.xx photobooks in 2025 compared with xx.xx in 2024. This independently establishes specialty-book activity underlying the nonpublisher model, without establishing a global expansion factor.
- Evidence informing base-year allocation inputs; displayed values and growth are calculated: Observed photobook activity supports retaining premium specialty commissions in the manufacturing mix; the binding allocation and unchanged future cohort profile remain assumptions.
- Evidence informing forecast-year allocation inputs; displayed values and growth are calculated: Observed photobook activity supports retaining premium specialty commissions in the manufacturing mix; the binding allocation and unchanged future cohort profile remain assumptions.
- Evidence informing base-year allocation inputs; displayed values and growth are calculated: Reported photobook volumes constrain personal-book activity and the nonpublisher starting condition, not hardcover prevalence or future share.
- Evidence informing forecast-year allocation inputs; displayed values and growth are calculated: Reported photobook volumes constrain personal-book activity and the nonpublisher starting condition, not hardcover prevalence or future share.
- Evidence informing base-year allocation inputs; displayed values and growth are calculated: Photobook activity supports the separate personal-book commissioning block; its softcover fraction remains assumed.
- Evidence informing forecast-year allocation inputs; displayed values and growth are calculated: Photobook activity supports the separate personal-book commissioning block; its softcover fraction remains assumed.
- Evidence informing base-year allocation inputs; displayed values and growth are calculated: Reported photobook copies rose from xx.xx to xx.xx; the narrower 2026 target qualifies strong specialty-growth assumptions.
- Evidence informing forecast-year allocation inputs; displayed values and growth are calculated: Reported photobook copies rose from xx.xx to xx.xx; the narrower 2026 target qualifies strong specialty-growth assumptions.
- Evidence informing base-year allocation inputs; displayed values and growth are calculated: Specialty-book activity constrains the presentation-demand scenario but does not measure gift-box attachment.
- Evidence informing forecast-year allocation inputs; displayed values and growth are calculated: Specialty-book activity constrains the presentation-demand scenario but does not measure gift-box attachment.
- Evidence informing base-year allocation inputs; displayed values and growth are calculated: Reports xx.xx CEWE PHOTOBOOK units in 2025 versus xx.xx in 2024, constraining the specialty-book demand budget without establishing a global process split.
- Evidence informing forecast-year allocation inputs; displayed values and growth are calculated: Reports xx.xx CEWE PHOTOBOOK units in 2025 versus xx.xx in 2024, constraining the specialty-book demand budget without establishing a global process split.
- Evidence informing base-year allocation inputs; displayed values and growth are calculated: Observed photobook activity supports the common photographic-demand input; electrophotographic attribution remains an explicit assumption.
- Evidence informing forecast-year allocation inputs; displayed values and growth are calculated: Observed photobook activity supports the common photographic-demand input; electrophotographic attribution remains an explicit assumption.
- Evidence informing base-year allocation inputs; displayed values and growth are calculated: The photobook

10. Paperback Printing Cost - Kindle Direct Publishing

- Evidence informing the 2025 market-value input; displayed series and growth include calculations: The inspected U.S. paperback schedule charges USD xx.xx plus USD xx.xx per page for the specified regular-trim black-ink category. It provides a contemporary commercial price comparison for the assumed USD xx.xx self-publishing production receipt, not an observed historical price or volume.
- Evidence informing the 2026 market-value input; displayed series and growth include calculations: The schedule distinguishes printing charges from royalties and retail list prices, supporting the production-receipt boundary used in the estimate.
- Evidence informing base-year allocation inputs; displayed values and growth are calculated: The current U.S. regular-trim black-ink schedule uses USD xx.xx plus USD xx.xx per page for the relevant page band, yielding the USD xx.xx representative manufacturing comparator. It anchors relative weights, not an observed global 2025 price or future share.
- Evidence informing forecast-year allocation inputs; displayed values and growth are calculated: The current U.S. regular-trim black-ink schedule uses USD xx.xx plus USD xx.xx per page for the relevant page band, yielding the USD xx.xx representative manufacturing comparator. It anchors relative weights, not an observed global 2025 price or future share.
- Evidence informing base-year allocation inputs; displayed values and growth are calculated: The paperback manufacturing comparator supplies the baseline from which the modeled binding component and hardcover increment are separated.
- Evidence informing forecast-year allocation inputs; displayed values and growth are calculated: The paperback manufacturing comparator supplies the baseline from which the modeled binding component and hardcover increment are separated.
- Evidence informing base-year allocation inputs; displayed values and growth are calculated: The separately identified paperback printing charge constrains the self-publishing production-receipt model and its distinction from retail proceeds.
- Evidence informing forecast-year allocation inputs; displayed values and growth are calculated: The separately identified paperback printing charge constrains the self-publishing production-receipt model and its distinction from retail proceeds.
- Evidence informing base-year allocation inputs; displayed values and growth are calculated: The inspected U.S. regular-trim black-ink schedule charges USD xx.xx plus USD xx.xx per page. It is a contemporary production-charge comparison for the modeled USD xx.xx receipt, not an observed historical Global average.
- Evidence informing forecast-year allocation inputs; displayed values and growth are calculated: The inspected U.S. regular-trim black-ink schedule charges USD xx.xx plus USD xx.xx per page. It is a contemporary production-charge comparison for the modeled USD xx.xx receipt, not an observed historical Global average.
- Evidence informing base-year allocation inputs; displayed values and growth are calculated: The relevant current U.S. paperback printing schedule is USD xx.xx plus USD xx.xx per page, giving USD xx.xx at xx.xx pages. This is a commercial price comparison for creator-production receipts, not proof of 2025 realization, volume or fulfillment mix.
- Evidence informing forecast-year allocation inputs; displayed values and growth are calculated: The relevant current U.S. paperback printing schedule is USD xx.xx plus USD xx.xx per page, giving USD xx.xx at xx.xx pages. This is a commercial price comparison for creator-production receipts, not proof of 2025 realization, volume or fulfillment mix.
- Evidence informing base-year allocation inputs; displayed values and growth are calculated: The current U.S. regular-trim black-ink schedule of USD xx.xx plus USD xx.xx per page gives USD xx.xx at xx.xx pages, a magnitude check for modeled single-copy receipts. It establishes neither global volume nor historical or forecast share.
- Evidence informing forecast-year allocation inputs; displayed values and growth are calculated: The current U.S. regular-trim black-ink schedule of USD xx.xx plus USD xx.xx per page gives USD xx.xx at xx.xx pages, a magnitude check for modeled single-copy receipts. It establishes neither global volume nor historical or forecast share.
- Evidence informing base-year allocation inputs; displayed values and growth are calculated: The current U.S. regular-trim black-ink schedule charges USD xx.xx plus USD xx.xx per page, yielding USD xx.xx for xx.xx pages. This is a contemporary price comparator, not a historical global average. ([kdp.amazon.com](https://kdp.amazon.com/en_US/help/topic/G201834340))
- Evidence informing forecast-year allocation inputs; displayed values and growth are calculated: The current U.S. regular-trim black-ink schedule charges USD xx.xx plus USD xx.xx per page, yielding USD xx.xx for xx.xx pages. This is a contemporary price comparator, not a historical global average. ([kdp.amazon.com](https://kdp.amazon.com/en_US/help/topic/G201834340))
- Evidence informing base-year allocation inputs; displayed values and growth are calculated: The comparable standard and premium color charges calculate to USD xx.xx and USD xx.xx. They constrain relative

11. European Book Publishing Statistics 2017

- Evidence informing the 2017 market-value input; displayed series and growth include calculations: The association's primary survey reports approximately EUR xx.xx of European net publisher revenue for 2017, constraining the pre-pandemic demand level.

12. European Book Publishing Statistics 2019

- Evidence informing the 2018 market-value input; displayed series and growth include calculations: The association reports approximately EUR xx.xx of publisher revenue for 2018.
- Evidence informing the 2019 market-value input; displayed series and growth include calculations: The association reports approximately EUR xx.xx for 2019 and identifies a questionnaire change that limits exact comparability with earlier observations.

13. 2021 年新闻出版产业分析报告

- Evidence informing the 2020 market-value input; displayed series and growth include calculations: The official report's 2021 comparison identifies a substantial rebound from 2020, constraining the pandemic-recovery bridge.
- Evidence informing the 2021 market-value input; displayed series and growth include calculations: China reported xx.xx book copies or sheets in 2021, up xx.xx%; the report also distinguishes textbook output and reprints.
- Evidence informing base-year allocation inputs; displayed values and growth are calculated: China's official 2021 textbook share was xx.xx% of book copies. It supplies an older educational-activity proxy, not a monochrome share.
([nppa.gov.cn](https://www.nppa.gov.cn/xxgk/fdzdgknr/tjxx/xx.xx/P020230530667517704140.pdf))
- Evidence informing forecast-year allocation inputs; displayed values and growth are calculated: China's official 2021 textbook share was xx.xx% of book copies. It supplies an older educational-activity proxy, not a monochrome share.
([nppa.gov.cn](https://www.nppa.gov.cn/xxgk/fdzdgknr/tjxx/xx.xx/P020230530667517704140.pdf))
- Evidence informing base-year allocation inputs; displayed values and growth are calculated: The textbook copy proportion constrains educational exposure; comparable monetary intensity and spot-color incidence are modeled separately.
([nppa.gov.cn](https://www.nppa.gov.cn/xxgk/fdzdgknr/tjxx/xx.xx/P020230530667517704140.pdf))
- Evidence informing forecast-year allocation inputs; displayed values and growth are calculated: The textbook copy proportion constrains educational exposure; comparable monetary intensity and spot-color incidence are modeled separately.
([nppa.gov.cn](https://www.nppa.gov.cn/xxgk/fdzdgknr/tjxx/xx.xx/P020230530667517704140.pdf))
- Evidence informing base-year allocation inputs; displayed values and growth are calculated: The educational-activity observation contributes to the shared demand proxy carried into the full-color base and forecast models; no color split is reported.
([nppa.gov.cn](https://www.nppa.gov.cn/xxgk/fdzdgknr/tjxx/xx.xx/P020230530667517704140.pdf))
- Evidence informing forecast-year allocation inputs; displayed values and growth are calculated: The educational-activity observation contributes to the shared demand proxy carried into the full-color base and forecast models; no color split is reported.
([nppa.gov.cn](https://www.nppa.gov.cn/xxgk/fdzdgknr/tjxx/xx.xx/P020230530667517704140.pdf))

14. European Book Publishing Statistics 2023

- Evidence informing the 2022 market-value input; displayed series and growth include calculations: European net publisher revenue was approximately EUR xx.xx in 2022; the association describes paper-cost pressure and price-led growth.

15. Hardcover Printing Cost - Kindle Direct Publishing
    - Evidence informing base-year allocation inputs; displayed values and growth are calculated: The current U.S. regular-trim hardcover schedule uses USD xx.xx plus USD xx.xx per page in the relevant band. Comparison with paperback charges constrains the premium-equivalent manufacturing model.
    - Evidence informing forecast-year allocation inputs; displayed values and growth are calculated: The current U.S. regular-trim hardcover schedule uses USD xx.xx plus USD xx.xx per page in the relevant band. Comparison with paperback charges constrains the premium-equivalent manufacturing model.
    - Evidence informing base-year allocation inputs; displayed values and growth are calculated: The USD xx.xx fixed-charge difference supplies the POD premium input; the xx.xx% commercial-run realization and premium incidence are explicitly modeled rather than disclosed.
    - Evidence informing forecast-year allocation inputs; displayed values and growth are calculated: The USD xx.xx fixed-charge difference supplies the POD premium input; the xx.xx% commercial-run realization and premium incidence are explicitly modeled rather than disclosed.
16. User Fees - University of Wisconsin-Milwaukee Print & Copy Services
    - Evidence informing base-year allocation inputs; displayed values and growth are calculated: The university service schedule separately prices preflight/prepress preparation at USD xx.xx per hour, establishing a paid preparation activity rather than an automatic component of every printing-platform purchase.
    - Evidence informing forecast-year allocation inputs; displayed values and growth are calculated: The university service schedule separately prices preflight/prepress preparation at USD xx.xx per hour, establishing a paid preparation activity rather than an automatic component of every printing-platform purchase.
    - Evidence informing base-year allocation inputs; displayed values and growth are calculated: Perfect binding is listed at USD xx.xx-xx.xx per book. The lower endpoint is the model's basic-binding comparator, not a measured worldwide realization.
    - Evidence informing forecast-year allocation inputs; displayed values and growth are calculated: Perfect binding is listed at USD xx.xx-xx.xx per book. The lower endpoint is the model's basic-binding comparator, not a measured worldwide realization.

17. How Much Does It Cost to Print a Book? - QinPrinting
    - Evidence informing base-year allocation inputs; displayed values and growth are calculated: The supplier's delivered xx.xx-page, xx.xx-copy color-book examples list USD xx.xx for softcover and USD xx.xx for hardcover. They provide a commercial-run countercheck, with delivery and product differences preventing direct substitution.
    - Evidence informing forecast-year allocation inputs; displayed values and growth are calculated: The supplier's delivered xx.xx-page, xx.xx-copy color-book examples list USD xx.xx for softcover and USD xx.xx for hardcover. They provide a commercial-run countercheck, with delivery and product differences preventing direct substitution.
    - Evidence informing base-year allocation inputs; displayed values and growth are calculated: The smaller hardcover premium in this offset example qualifies extrapolation of the full POD hardcover increment into binding revenue.
    - Evidence informing forecast-year allocation inputs; displayed values and growth are calculated: The smaller hardcover premium in this offset example qualifies extrapolation of the full POD hardcover increment into binding revenue.
    - Evidence informing base-year allocation inputs; displayed values and growth are calculated: Comparable hardcover and softcover quotations constrain the assumed relative manufacturing realization after scope adjustments.
    - Evidence informing forecast-year allocation inputs; displayed values and growth are calculated: Comparable hardcover and softcover quotations constrain the assumed relative manufacturing realization after scope adjustments.
    - Evidence informing base-year allocation inputs; displayed values and growth are calculated: Softcover prices provide a commercial comparison, not a historical global average.
    - Evidence informing forecast-year allocation inputs; displayed values and growth are calculated: Softcover prices provide a commercial comparison, not a historical global average.
    - Evidence informing base-year allocation inputs; displayed values and growth are calculated: Board-book quotations constrain the assumed production receipt; delivery and duties require adjustment.
    - Evidence informing forecast-year allocation inputs; displayed values and growth are calculated: Board-book quotations constrain the assumed production receipt; delivery and duties require adjustment.
    - Evidence informing base-year allocation inputs; displayed values and growth are calculated: Mechanical-binding quotations constrain the unit-receipt assumption, not incidence.
    - Evidence informing forecast-year allocation inputs; displayed values and growth are calculated: Mechanical-binding quotations constrain the unit-receipt assumption, not incidence.
    - Evidence informing base-year allocation inputs; displayed values and growth are calculated: Short-booklet quotations constrain the lower realization used for eligible saddle-stitched books.
    - Evidence informing forecast-year allocation inputs; displayed values and growth are calculated: Short-booklet quotations constrain the lower realization used for eligible saddle-stitched books.
18. Book Wrap Mailers / Book Boxes - Packaging ONE
    - Evidence informing base-year allocation inputs; displayed values and growth are calculated: The manufacturer lists MP2 book mailers at GBP xx.xx each for xx.xx packs of xx.xx excluding VAT. The converted unit price supplies the packaging-creation value proxy, not a global average or a historical quote.
    - Evidence informing forecast-year allocation inputs; displayed values and growth are calculated: The manufacturer lists MP2 book mailers at GBP xx.xx each for xx.xx packs of xx.xx excluding VAT. The converted unit price supplies the packaging-creation value proxy, not a global average or a historical quote.
    - Evidence informing base-year allocation inputs; displayed values and growth are calculated: The enclosure price forms the other side of the creation-versus-packing ratio. One comparable enclosure per packing unit is an explicit activity-matching assumption.
    - Evidence informing forecast-year allocation inputs; displayed values and growth are calculated: The enclosure price forms the other side of the creation-versus-packing ratio. One comparable enclosure per packing unit is an explicit activity-matching assumption.

19. Foreign Exchange Rates - G.5A Annual, January 5, 2026
    - Evidence informing base-year allocation inputs; displayed values and growth are calculated: The official 2025 annual average is USD xx.xx per GBP. It converts the GBP packaging comparator into the common monetary basis used in the starting allocation.
    - Evidence informing forecast-year allocation inputs; displayed values and growth are calculated: The official 2025 annual average is USD xx.xx per GBP. It converts the GBP packaging comparator into the common monetary basis used in the starting allocation.
    - Evidence informing base-year allocation inputs; displayed values and growth are calculated: The same conversion supports the common-currency packaging/packing denominator inherited by the forecast; no 2032 exchange rate is asserted.
    - Evidence informing forecast-year allocation inputs; displayed values and growth are calculated: The same conversion supports the common-currency packaging/packing denominator inherited by the forecast; no 2032 exchange rate is asserted.
20. Optional Book Publishing Services - InstantPublisher
    - Evidence informing base-year allocation inputs; displayed values and growth are calculated: The provider lists layout/typesetting at USD xx.xx per page with a USD xx.xx minimum. This supports the preparation-spending feasibility check, with purchase incidence and copies per job remaining assumptions.
    - Evidence informing forecast-year allocation inputs; displayed values and growth are calculated: The provider lists layout/typesetting at USD xx.xx per page with a USD xx.xx minimum. This supports the preparation-spending feasibility check, with purchase incidence and copies per job remaining assumptions.
    - Evidence informing base-year allocation inputs; displayed values and growth are calculated: Individual shrink-wrapping is listed at USD xx.xx each plus USD xx.xx setup. Amortizing setup over an assumed xx.xx copies gives the USD xx.xx packing comparator.
    - Evidence informing forecast-year allocation inputs; displayed values and growth are calculated: Individual shrink-wrapping is listed at USD xx.xx each plus USD xx.xx setup. Amortizing setup over an assumed xx.xx copies gives the USD xx.xx packing comparator.
21. How Does Merchant Pricing Work for Ecommerce Stores? - Lulu Direct
    - Evidence informing base-year allocation inputs; displayed values and growth are calculated: The September 2026 merchant-pricing explanation identifies a USD xx.xx fulfillment fee and separates merchant retail receipts from payments for supplier production, shipping and taxes. The fee is a contemporary feasibility comparator, not verified 2025 penetration or a future charge.
    - Evidence informing forecast-year allocation inputs; displayed values and growth are calculated: The September 2026 merchant-pricing explanation identifies a USD xx.xx fulfillment fee and separates merchant retail receipts from payments for supplier production, shipping and taxes. The fee is a contemporary feasibility comparator, not verified 2025 penetration or a future charge.
    - Evidence informing base-year allocation inputs; displayed values and growth are calculated: Merchant retail receipts are separate from payments for printing and fulfillment. The current page lists a USD xx.xx fulfillment fee, with shipping and taxes separately calculated. This supports the service-value boundary, not a historical average fee or global order volume.
    - Evidence informing forecast-year allocation inputs; displayed values and growth are calculated: Merchant retail receipts are separate from payments for printing and fulfillment. The current page lists a USD xx.xx fulfillment fee, with shipping and taxes separately calculated. This supports the service-value boundary, not a historical average fee or global order volume.
    - Evidence informing base-year allocation inputs; displayed values and growth are calculated: Lulu identifies separate retail and production/fulfillment transactions and a USD xx.xx fulfillment fee. This supports excluding merchant retail margins from production-service value and avoiding automatic procurement-channel classification from the storefront.
    - Evidence informing forecast-year allocation inputs; displayed values and growth are calculated: Lulu identifies separate retail and production/fulfillment transactions and a USD xx.xx fulfillment fee. This supports excluding merchant retail margins from production-service value and avoiding automatic procurement-channel classification from the storefront.

22. AAP December 2025 StatShot Report

- Evidence informing base-year allocation inputs; displayed values and growth are calculated: The primary monthly reporting panel's full-year 2025 trade figures show paperback revenue down xx.xx%. This qualifies broad physical-book growth assumptions and supplies directional mix evidence only.
- Evidence informing forecast-year allocation inputs; displayed values and growth are calculated: The primary monthly reporting panel's full-year 2025 trade figures show paperback revenue down xx.xx%. This qualifies broad physical-book growth assumptions and supplies directional mix evidence only.
- Evidence informing base-year allocation inputs; displayed values and growth are calculated: The same approximately xx.xx-publisher panel shows hardcover revenue up xx.xx%. It supports a modest premium-mix hypothesis but neither measures global binding spending nor proves the forecast.
- Evidence informing forecast-year allocation inputs; displayed values and growth are calculated: The same approximately xx.xx-publisher panel shows hardcover revenue up xx.xx%. It supports a modest premium-mix hypothesis but neither measures global binding spending nor proves the forecast.
- Evidence informing base-year allocation inputs; displayed values and growth are calculated: Direct-participant 2025 hardback revenue of approximately USD xx.xx anchors the adjusted conventional-format model; it is not printing revenue or a global share.
- Evidence informing forecast-year allocation inputs; displayed values and growth are calculated: Direct-participant 2025 hardback revenue of approximately USD xx.xx anchors the adjusted conventional-format model; it is not printing revenue or a global share.
- Evidence informing base-year allocation inputs; displayed values and growth are calculated: Reported paperback revenue of approximately USD xx.xx plus USD xx.xx mass-market revenue supplies the comparison input. Reported annual movements qualify the forecast starting mix, not its future persistence.
- Evidence informing forecast-year allocation inputs; displayed values and growth are calculated: Reported paperback revenue of approximately USD xx.xx plus USD xx.xx mass-market revenue supplies the comparison input. Reported annual movements qualify the forecast starting mix, not its future persistence.
- Evidence informing base-year allocation inputs; displayed values and growth are calculated: Direct publisher-sample religious and trade physical-format receipts provide a category-intensity proxy, subject to explicit geographic and coverage adjustments.
- Evidence informing forecast-year allocation inputs; displayed values and growth are calculated: Direct publisher-sample religious and trade physical-format receipts provide a category-intensity proxy, subject to explicit geographic and coverage adjustments.
- Evidence informing base-year allocation inputs; displayed values and growth are calculated: Reported professional-book receipts and their 2025 decline challenge assumptions of automatic growth from recurring reference relationships.
- Evidence informing forecast-year allocation inputs; displayed values and growth are calculated: Reported professional-book receipts and their 2025 decline challenge assumptions of automatic growth from recurring reference relationships.

23. Print and Associated Services Framework - Lot 1 Buyer Guide: Framework Objectives
    - Evidence informing base-year allocation inputs; displayed values and growth are calculated: The public purchasing framework separately specifies production-management advice. It establishes a purchased responsibility but not a global fee rate or permission to count subcontract pass-through as retained revenue.
    - Evidence informing forecast-year allocation inputs; displayed values and growth are calculated: The public purchasing framework separately specifies production-management advice. It establishes a purchased responsibility but not a global fee rate or permission to count subcontract pass-through as retained revenue.
    - Evidence informing base-year allocation inputs; displayed values and growth are calculated: The framework also specifies finished-goods stock holding and call-off, with required holding costs included in the print-job price. This supports allocating embedded production-linked fulfillment rather than restricting the category to standalone invoices.
    - Evidence informing forecast-year allocation inputs; displayed values and growth are calculated: The framework also specifies finished-goods stock holding and call-off, with required holding costs included in the print-job price. This supports allocating embedded production-linked fulfillment rather than restricting the category to standalone invoices.
    - Evidence informing base-year allocation inputs; displayed values and growth are calculated: Finished goods may be held for call-off, with storage included in the print job where required. This supports consolidated releases as a production-linked arrangement without assuming every release is an individual order.
    - Evidence informing forecast-year allocation inputs; displayed values and growth are calculated: Finished goods may be held for call-off, with storage included in the print job where required. This supports consolidated releases as a production-linked arrangement without assuming every release is an individual order.
    - Evidence informing base-year allocation inputs; displayed values and growth are calculated: Contractors maintain designated distribution lists, deliver to nominated addresses and receive job-specific copy allocations, supporting the modeled list-delivery category.
    - Evidence informing forecast-year allocation inputs; displayed values and growth are calculated: Contractors maintain designated distribution lists, deliver to nominated addresses and receive job-specific copy allocations, supporting the modeled list-delivery category.
    - Evidence informing base-year allocation inputs; displayed values and growth are calculated: The coexistence of stock holding, call-off and distribution-list obligations supports separating production trigger from fulfillment responsibility; call-off alone does not establish transaction-level fulfillment.
    - Evidence informing forecast-year allocation inputs; displayed values and growth are calculated: The coexistence of stock holding, call-off and distribution-list obligations supports separating production trigger from fulfillment responsibility; call-off alone does not establish transaction-level fulfillment.

24. Frequently Asked Questions - IngramSpark
    - Evidence informing base-year allocation inputs; displayed values and growth are calculated: IngramSpark states that it does not provide editing, typesetting or design services. This counterexample prevents treating all platform manufacturing commissions as purchases of professional preparation services.
    - Evidence informing forecast-year allocation inputs; displayed values and growth are calculated: IngramSpark states that it does not provide editing, typesetting or design services. This counterexample prevents treating all platform manufacturing commissions as purchases of professional preparation services.
    - Evidence informing base-year allocation inputs; displayed values and growth are calculated: The provider permits nonexclusive sourcing when the customer owns its ISBN and does not offer editing, typesetting or design. These terms constrain the author service boundary, not adoption or revenue growth.
    - Evidence informing forecast-year allocation inputs; displayed values and growth are calculated: The provider permits nonexclusive sourcing when the customer owns its ISBN and does not offer editing, typesetting or design. These terms constrain the author service boundary, not adoption or revenue growth.
    - Evidence informing base-year allocation inputs; displayed values and growth are calculated: IngramSpark permits nonexclusive use of other printers, distributors and fulfillment providers when publishers own their ISBN. This establishes an alternative-sourcing option, not observed switching or a numerical channel allocation.
    - Evidence informing forecast-year allocation inputs; displayed values and growth are calculated: IngramSpark permits nonexclusive use of other printers, distributors and fulfillment providers when publishers own their ISBN. This establishes an alternative-sourcing option, not observed switching or a numerical channel allocation.
25. Packaging Printing & Production - Imago Group
    - Evidence informing base-year allocation inputs; displayed values and growth are calculated: The supplier identifies book slipcases, clamshell cases, tray-and-lid constructions and multicomponent publisher packaging. This supports the enclosure-production boundary and the limitation of a simple mailer-price proxy; it does not supply sales weights.
    - Evidence informing forecast-year allocation inputs; displayed values and growth are calculated: The supplier identifies book slipcases, clamshell cases, tray-and-lid constructions and multicomponent publisher packaging. This supports the enclosure-production boundary and the limitation of a simple mailer-price proxy; it does not supply sales weights.
26. Services - Bridgeport National Bindery
    - Evidence informing base-year allocation inputs; displayed values and growth are calculated: The short-run book-production portfolio separately lists shrink-wrapping and set packing. It establishes commercial packing activity distinct from enclosure manufacture and binding, without measuring its revenue.
    - Evidence informing forecast-year allocation inputs; displayed values and growth are calculated: The short-run book-production portfolio separately lists shrink-wrapping and set packing. It establishes commercial packing activity distinct from enclosure manufacture and binding, without measuring its revenue.
27. Terms and Conditions - CPI Print Germany
    - Evidence informing base-year allocation inputs; displayed values and growth are calculated: Published terms distinguish ex-works production prices from packaging, freight and postage and reserve specified input-cost adjustment rights. They support comparable-scope valuation but do not establish realized inflation.
    - Evidence informing forecast-year allocation inputs; displayed values and growth are calculated: Published terms distinguish ex-works production prices from packaging, freight and postage and reserve specified input-cost adjustment rights. They support comparable-scope valuation but do not establish realized inflation.
    - Evidence informing base-year allocation inputs; displayed values and growth are calculated: Separate treatment of forwarding and storage responsibilities supports the eligible production-linked service boundary; contractual rights do not prove the assumed future fee-growth rate.
    - Evidence informing forecast-year allocation inputs; displayed values and growth are calculated: Separate treatment of forwarding and storage responsibilities supports the eligible production-linked service boundary; contractual rights do not prove the assumed future fee-growth rate.

28. ONIX Codelists Issue 75 - List 150: Product Form
    - Evidence informing base-year allocation inputs; displayed values and growth are calculated: BB identifies hardback/cased books.
    - Evidence informing forecast-year allocation inputs; displayed values and growth are calculated: BB identifies hardback/cased books.
    - Evidence informing base-year allocation inputs; displayed values and growth are calculated: BC identifies paperback/softback books.
    - Evidence informing forecast-year allocation inputs; displayed values and growth are calculated: BC identifies paperback/softback books.
    - Evidence informing base-year allocation inputs; displayed values and growth are calculated: BH distinguishes board-page books from conventional books with rigid covers.
    - Evidence informing forecast-year allocation inputs; displayed values and growth are calculated: BH distinguishes board-page books from conventional books with rigid covers.
    - Evidence informing base-year allocation inputs; displayed values and growth are calculated: BE groups spiral, comb and coil forms.
    - Evidence informing forecast-year allocation inputs; displayed values and growth are calculated: BE groups spiral, comb and coil forms.
    - Evidence informing base-year allocation inputs; displayed values and growth are calculated: BD identifies loose-leaf books.
    - Evidence informing forecast-year allocation inputs; displayed values and growth are calculated: BD identifies loose-leaf books.
    - Evidence informing base-year allocation inputs; displayed values and growth are calculated: BF includes stapled short books; nonbook uses are excluded from the model.
    - Evidence informing forecast-year allocation inputs; displayed values and growth are calculated: BF includes stapled short books; nonbook uses are excluded from the model.
    - Evidence informing base-year allocation inputs; displayed values and growth are calculated: BL recognizes slide-bound books without measuring current sales.
    - Evidence informing forecast-year allocation inputs; displayed values and growth are calculated: BL recognizes slide-bound books without measuring current sales.
    - Evidence informing base-year allocation inputs; displayed values and growth are calculated: BO recognizes continuous concertina-fold books; nonbook charts are excluded.
    - Evidence informing forecast-year allocation inputs; displayed values and growth are calculated: BO recognizes continuous concertina-fold books; nonbook charts are excluded.
    - Evidence informing base-year allocation inputs; displayed values and growth are calculated: BI identifies textile-page books, not cloth-covered paper books.
    - Evidence informing forecast-year allocation inputs; displayed values and growth are calculated: BI identifies textile-page books, not cloth-covered paper books.
    - Evidence informing base-year allocation inputs; displayed values and growth are calculated: BJ identifies waterproof bath-book forms.
    - Evidence informing forecast-year allocation inputs; displayed values and growth are calculated: BJ identifies waterproof bath-book forms.
    - Evidence informing base-year allocation inputs; displayed values and growth are calculated: BP identifies foam-page and foam-cover books.
    - Evidence informing forecast-year allocation inputs; displayed values and growth are calculated: BP identifies foam-page and foam-cover books.

29. Thomson Reuters - Fourth-Quarter and Full-Year 2025 Results
    - Evidence informing base-year allocation inputs; displayed values and growth are calculated: Global Print revenue and contraction constrain professional-print scale and substitution direction; content receipts are not treated as loose-leaf service revenue.
    - Evidence informing forecast-year allocation inputs; displayed values and growth are calculated: Global Print revenue and contraction constrain professional-print scale and substitution direction; content receipts are not treated as loose-leaf service revenue.
30. Lulu - Discontinuing Saddle Stitch in Global Distribution
    - Evidence informing base-year allocation inputs; displayed values and growth are calculated: Provider-specific wholesale distribution restrictions establish a channel constraint, not a global sales weight or measured forecast decline.
    - Evidence informing forecast-year allocation inputs; displayed values and growth are calculated: Provider-specific wholesale distribution restrictions establish a channel constraint, not a global sales weight or measured forecast decline.
31. MAGACOPY Sofia - Copying and Printing Prices
    - Evidence informing base-year allocation inputs; displayed values and growth are calculated: A current EUR xx.xx binding-only charge establishes a live commercial service and a price-scope comparison; full-book USD receipts and incidence remain assumed.
    - Evidence informing forecast-year allocation inputs; displayed values and growth are calculated: A current EUR xx.xx binding-only charge establishes a live commercial service and a price-scope comparison; full-book USD receipts and incidence remain assumed.
32. Imago Group - Spotlight on Children's Books for National Young Readers Week
    - Evidence informing base-year allocation inputs; displayed values and growth are calculated: The company's children's portfolio supports board-book commercial classification, not order volumes.
    - Evidence informing forecast-year allocation inputs; displayed values and growth are calculated: The company's children's portfolio supports board-book commercial classification, not order volumes.
    - Evidence informing base-year allocation inputs; displayed values and growth are calculated: Cloth-book offerings support the textile-page category premise, not its modeled incidence.
    - Evidence informing forecast-year allocation inputs; displayed values and growth are calculated: Cloth-book offerings support the textile-page category premise, not its modeled incidence.
    - Evidence informing base-year allocation inputs; displayed values and growth are calculated: Bath-book offerings support a separate commercial category; sales and service receipts are undisclosed.
    - Evidence informing forecast-year allocation inputs; displayed values and growth are calculated: Bath-book offerings support a separate commercial category; sales and service receipts are undisclosed.
33. Pegasus - My First Book of Shapes: EVA Foam Book
    - Evidence informing base-year allocation inputs; displayed values and growth are calculated: The dated 2025 product identifies foam pages and supports commercial-status and classification checks, not global volume or supplier realization.
    - Evidence informing forecast-year allocation inputs; displayed values and growth are calculated: The dated 2025 product identifies foam pages and supports commercial-status and classification checks, not global volume or supplier realization.

34. U.S. Consumer Product Safety Commission - Children's Books
    - Evidence informing base-year allocation inputs; displayed values and growth are calculated: Product classification and intended audience affect commercial compliance accountability; no numerical surcharge is inferred.
    - Evidence informing forecast-year allocation inputs; displayed values and growth are calculated: Product classification and intended audience affect commercial compliance accountability; no numerical surcharge is inferred.
    - Evidence informing base-year allocation inputs; displayed values and growth are calculated: The exemption boundary supports separate classification rather than assumed conventional-book treatment.
    - Evidence informing forecast-year allocation inputs; displayed values and growth are calculated: The exemption boundary supports separate classification rather than assumed conventional-book treatment.
    - Evidence informing base-year allocation inputs; displayed values and growth are calculated: Compliance classification is retained as an uncertainty, not an exclusion or measured price premium.
    - Evidence informing forecast-year allocation inputs; displayed values and growth are calculated: Compliance classification is retained as an uncertainty, not an exclusion or measured price premium.
    - Evidence informing base-year allocation inputs; displayed values and growth are calculated: Specialty construction does not itself establish ordinary-book exemption eligibility or market inactivity.
    - Evidence informing forecast-year allocation inputs; displayed values and growth are calculated: Specialty construction does not itself establish ordinary-book exemption eligibility or market inactivity.
35. Puget Bindery - Services
    - Evidence informing base-year allocation inputs; displayed values and growth are calculated: The provider identifies training manuals and reference guides as mechanical-binding applications, supporting the commissioning premise without measuring sales incidence.
    - Evidence informing forecast-year allocation inputs; displayed values and growth are calculated: The provider identifies training manuals and reference guides as mechanical-binding applications, supporting the commissioning premise without measuring sales incidence.
    - Evidence informing base-year allocation inputs; displayed values and growth are calculated: Lists commercial letterpress book plates and specialty inserts, supporting a component-service model rather than attribution of the entire book price.
    - Evidence informing forecast-year allocation inputs; displayed values and growth are calculated: Lists commercial letterpress book plates and specialty inserts, supporting a component-service model rather than attribution of the entire book price.
    - Evidence informing base-year allocation inputs; displayed values and growth are calculated: The bindery identifies commercial printers, publishers and corporate print buyers as customers and excludes direct-to-consumer sales. This supports trade-purchasing attribution but supplies no sales percentage.
    - Evidence informing forecast-year allocation inputs; displayed values and growth are calculated: The bindery identifies commercial printers, publishers and corporate print buyers as customers and excludes direct-to-consumer sales. This supports trade-purchasing attribution but supplies no sales percentage.

36. ONIX Codelists Issue 75 - List 80: Product Packaging Type
    - Evidence informing base-year allocation inputs; displayed values and growth are calculated: Separates single-item and multivolume slipcases; supplies classification, not sales weights.
    - Evidence informing forecast-year allocation inputs; displayed values and growth are calculated: Separates single-item and multivolume slipcases; supplies classification, not sales weights.
    - Evidence informing base-year allocation inputs; displayed values and growth are calculated: Distinguishes lidded boxes from slipcase-style boxed sets.
    - Evidence informing forecast-year allocation inputs; displayed values and growth are calculated: Distinguishes lidded boxes from slipcase-style boxed sets.
    - Evidence informing base-year allocation inputs; displayed values and growth are calculated: Open-ended wraparound sleeves are distinct from enclosed wrapping.
    - Evidence informing forecast-year allocation inputs; displayed values and growth are calculated: Open-ended wraparound sleeves are distinct from enclosed wrapping.
    - Evidence informing base-year allocation inputs; displayed values and growth are calculated: Recognizes envelope-like slip-sleeves and wallets or folders.
    - Evidence informing forecast-year allocation inputs; displayed values and growth are calculated: Recognizes envelope-like slip-sleeves and wallets or folders.
    - Evidence informing base-year allocation inputs; displayed values and growth are calculated: Recognizes pouch and bag packaging independently.
    - Evidence informing forecast-year allocation inputs; displayed values and growth are calculated: Recognizes pouch and bag packaging independently.
    - Evidence informing base-year allocation inputs; displayed values and growth are calculated: Separately recognizes shrink-wrapped products and bundles.
    - Evidence informing forecast-year allocation inputs; displayed values and growth are calculated: Separately recognizes shrink-wrapped products and bundles.
    - Evidence informing base-year allocation inputs; displayed values and growth are calculated: Defines formed-plastic clamshells and card-backed blister packaging as distinct constructions.
    - Evidence informing forecast-year allocation inputs; displayed values and growth are calculated: Defines formed-plastic clamshells and card-backed blister packaging as distinct constructions.
    - Evidence informing base-year allocation inputs; displayed values and growth are calculated: Explicitly recognizes book browse-prevention closures.
    - Evidence informing forecast-year allocation inputs; displayed values and growth are calculated: Explicitly recognizes book browse-prevention closures.

37. U.S. Government Publishing Office - Program 827-S: Federal Aviation Administration Books, Contract Pricing and Specifications

- Evidence informing base-year allocation inputs; displayed values and growth are calculated: Historical evaluation quantities provide a container-heavy institutional purchasing counterexample, not global shipment shares.
- Evidence informing forecast-year allocation inputs; displayed values and growth are calculated: Historical evaluation quantities provide a container-heavy institutional purchasing counterexample, not global shipment shares.
- Evidence informing base-year allocation inputs; displayed values and growth are calculated: Separately identifies kraft-envelope packing within the book procurement.
- Evidence informing forecast-year allocation inputs; displayed values and growth are calculated: Separately identifies kraft-envelope packing within the book procurement.
- Evidence informing base-year allocation inputs; displayed values and growth are calculated: Identifies cushioned shipping bags as an eligible book-order enclosure.
- Evidence informing forecast-year allocation inputs; displayed values and growth are calculated: Identifies cushioned shipping bags as an eligible book-order enclosure.
- Evidence informing base-year allocation inputs; displayed values and growth are calculated: Includes wrapped shipping bundles as an alternative purchasing configuration.
- Evidence informing forecast-year allocation inputs; displayed values and growth are calculated: Includes wrapped shipping bundles as an alternative purchasing configuration.
- Evidence informing base-year allocation inputs; displayed values and growth are calculated: Requires packing and filler separately from the external enclosure.
- Evidence informing forecast-year allocation inputs; displayed values and growth are calculated: Requires packing and filler separately from the external enclosure.
- Evidence informing base-year allocation inputs; displayed values and growth are calculated: Identifies closure tape and securing straps independently of container construction.
- Evidence informing forecast-year allocation inputs; displayed values and growth are calculated: Identifies closure tape and securing straps independently of container construction.

38. U.S. Government Publishing Office - Print Order Form 2511 Instructions

- Evidence informing base-year allocation inputs; displayed values and growth are calculated: Specifies paper-banded sets separately from shrink-wrapped sets.
- Evidence informing forecast-year allocation inputs; displayed values and growth are calculated: Specifies paper-banded sets separately from shrink-wrapped sets.
- Evidence informing base-year allocation inputs; displayed values and growth are calculated: Describes shrink-wrapped units nested within cartons, supporting component attribution.
- Evidence informing forecast-year allocation inputs; displayed values and growth are calculated: Describes shrink-wrapped units nested within cartons, supporting component attribution.
- Evidence informing base-year allocation inputs; displayed values and growth are calculated: Distinguishes internal packaging, container quantities and pallet requirements.
- Evidence informing forecast-year allocation inputs; displayed values and growth are calculated: Distinguishes internal packaging, container quantities and pallet requirements.
- Evidence informing base-year allocation inputs; displayed values and growth are calculated: The instructions distinguish nominated delivery addresses and warehouse receiving arrangements, supporting the receiving-point attribution premise, not an observed consolidated market share.
- Evidence informing forecast-year allocation inputs; displayed values and growth are calculated: The instructions distinguish nominated delivery addresses and warehouse receiving arrangements, supporting the receiving-point attribution premise, not an observed consolidated market share.
- Evidence informing base-year allocation inputs; displayed values and growth are calculated: Supplemental distribution lists accommodate multiple destinations, supporting the distinction between preallocated destination delivery and a single receiving-point handoff.
- Evidence informing forecast-year allocation inputs; displayed values and growth are calculated: Supplemental distribution lists accommodate multiple destinations, supporting the distinction between preallocated destination delivery and a single receiving-point handoff.
- Evidence informing base-year allocation inputs; displayed values and growth are calculated: GPO specifies black interior inks separately from cover inks, supporting the monochrome classification and underlying-book attribution premise, not its modeled sales weight. ([gpo.gov](https://www.gpo.gov/docs/default-source/forms-standards-pdf-files/2511_instructions.pdf))
- Evidence informing forecast-year allocation inputs; displayed values and growth are calculated: GPO specifies black interior inks separately from cover inks, supporting the monochrome classification and underlying-book attribution premise, not its modeled sales weight. ([gpo.gov](https://www.gpo.gov/docs/default-source/forms-standards-pdf-files/2511_instructions.pdf))
- Evidence informing base-year allocation inputs; displayed values and growth are calculated: Designated Pantone specifications are recognized for interior inks, supporting a separate spot-color commercial category without measuring its share. ([gpo.gov](https://www.gpo.gov/docs/default-source/forms-standards-pdf-files/2511_instructions.pdf))
- Evidence informing forecast-year allocation inputs; displayed values and growth are calculated: Designated Pantone specifications are recognized for interior inks, supporting a separate spot-color commercial category without measuring its share. ([gpo.gov](https://www.gpo.gov/docs/default-source/forms-standards-pdf-files/2511_instructions.pdf))
- Evidence informing base-year allocation inputs; displayed values and growth are calculated: Four-color process is identified as full color for interior pages; cover color is separately specified. This supports classification at both modeled anchors. ([gpo.gov](https://www.gpo.gov/docs/default-source/forms-standards-pdf-files/2511_instructions.pdf))
- Evidence informing forecast-year allocation inputs; displayed values and growth are calculated: Four-color process is identified as full color for interior pages; cover color is separately specified. This supports classification at both modeled anchors. ([gpo.gov](https://www.gpo.gov/docs/default-source/forms-standards-pdf-files/2511_instructions.pdf))

39. GPOExpress Program Pricing Guide - November 2024
    - Evidence informing base-year allocation inputs; displayed values and growth are calculated: USD xx.xx hand folding provides a handling-cost comparison; the complete band realization remains modeled.
    - Evidence informing forecast-year allocation inputs; displayed values and growth are calculated: USD xx.xx hand folding provides a handling-cost comparison; the complete band realization remains modeled.
    - Evidence informing base-year allocation inputs; displayed values and growth are calculated: USD xx.xx per shrink wrap anchors a small-run comparison, not the assumed global realization.
    - Evidence informing forecast-year allocation inputs; displayed values and growth are calculated: USD xx.xx per shrink wrap anchors a small-run comparison, not the assumed global realization.
    - Evidence informing base-year allocation inputs; displayed values and growth are calculated: USD xx.xx auxiliary insertion supplies a handling-price comparison, not protective-material sales.
    - Evidence informing forecast-year allocation inputs; displayed values and growth are calculated: USD xx.xx auxiliary insertion supplies a handling-price comparison, not protective-material sales.
40. Hardcover Book Protection: Dust Jackets or Slipcases?
    - Evidence informing base-year allocation inputs; displayed values and growth are calculated: Own-product EXW slipcase prices of USD xx.xx, USD xx.xx and USD xx.xx at xx.xx xx.xx and xx.xx units constrain relative realizations.
    - Evidence informing forecast-year allocation inputs; displayed values and growth are calculated: Own-product EXW slipcase prices of USD xx.xx, USD xx.xx and USD xx.xx at xx.xx xx.xx and xx.xx units constrain relative realizations.
41. Book Printing Cost in China: How Printing Prices Are Calculated
    - Evidence informing base-year allocation inputs; displayed values and growth are calculated: Approximately USD xx.xx per export carton including basic packing materials constrains the bulk-package budget; the container allocation is modeled.
    - Evidence informing forecast-year allocation inputs; displayed values and growth are calculated: Approximately USD xx.xx per export carton including basic packing materials constrains the bulk-package budget; the container allocation is modeled.
    - Evidence informing base-year allocation inputs; displayed values and growth are calculated: The inclusive carton quotation constrains combined spending; its cushioning split is assumed.
    - Evidence informing forecast-year allocation inputs; displayed values and growth are calculated: The inclusive carton quotation constrains combined spending; its cushioning split is assumed.
    - Evidence informing base-year allocation inputs; displayed values and growth are calculated: The inclusive carton quotation constrains combined spending; its closure split is assumed.
    - Evidence informing forecast-year allocation inputs; displayed values and growth are calculated: The inclusive carton quotation constrains combined spending; its closure split is assumed.
42. Make Believe Ideas - Independent Retail Catalog 2025
    - Evidence informing base-year allocation inputs; displayed values and growth are calculated: The 2025 catalog identifies activity books with cover-mounted blisters, establishing book-specific participation but not packaging revenue or volume.
    - Evidence informing forecast-year allocation inputs; displayed values and growth are calculated: The 2025 catalog identifies activity books with cover-mounted blisters, establishing book-specific participation but not packaging revenue or volume.
43. Bookmobile - Request Book Printing Quotes the Right Way to Save Money
    - Evidence informing base-year allocation inputs; displayed values and growth are calculated: The printer's bookstore-oriented purchasing guidance cautions against universal shrink-wrap attachment.
    - Evidence informing forecast-year allocation inputs; displayed values and growth are calculated: The printer's bookstore-oriented purchasing guidance cautions against universal shrink-wrap attachment.

44. Digital Book Printing - Bookmobile
    - Evidence informing base-year allocation inputs; displayed values and growth are calculated: The current book-production portfolio separately offers poly bags, supporting commercial category participation rather than a sales weight.
    - Evidence informing forecast-year allocation inputs; displayed values and growth are calculated: The current book-production portfolio separately offers poly bags, supporting commercial category participation rather than a sales weight.
    - Evidence informing base-year allocation inputs; displayed values and growth are calculated: The current portfolio offers shrink-wrap independently of other finishing options.
    - Evidence informing forecast-year allocation inputs; displayed values and growth are calculated: The current portfolio offers shrink-wrap independently of other finishing options.
45. Sell Books on Shopify - Lulu
    - Evidence informing forecast-year allocation inputs; displayed values and growth are calculated: The offered storefront-to-print-and-ship route supports an accessible production-linked parcel channel, not assumed demand.
    - Evidence informing forecast-year allocation inputs; displayed values and growth are calculated: Direct fulfillment availability supports the parcel-use scenario without establishing envelope mix.
    - Evidence informing forecast-year allocation inputs; displayed values and growth are calculated: Direct fulfillment availability supports the parcel-use scenario without establishing bag mix.
46. European Commission - New EU Rules on Packaging Enter into Application
    - Evidence informing forecast-year allocation inputs; displayed values and growth are calculated: Regional packaging minimization supports a directional right-sizing premise, not a measured global box-price effect.
    - Evidence informing forecast-year allocation inputs; displayed values and growth are calculated: Waste-reduction requirements inform the bounded substitution scenario; they do not quantify band adoption.
    - Evidence informing forecast-year allocation inputs; displayed values and growth are calculated: Regional circularity requirements inform lower lightweight-bag exposure without implying a global book-bag ban.
    - Evidence informing forecast-year allocation inputs; displayed values and growth are calculated: Material substitution remains partly internal to the combined film-and-paper category.
    - Evidence informing forecast-year allocation inputs; displayed values and growth are calculated: Regional recyclability pressure informs the niche substitution scenario, not an observed blister-sales decline.
    - Evidence informing forecast-year allocation inputs; displayed values and growth are calculated: Empty-space reduction provides a directional premise for lower cushioning allowance per individual box.
47. Digital Printing - U.S. Government Publishing Office
    - Evidence informing base-year allocation inputs; displayed values and growth are calculated: Procurement examples allow offset or digital alternatives while restricting some digital variants, supporting an acceptance- and run-mix model rather than a universal quality ranking. This is a modeling premise, not an observed process share.
    - Evidence informing forecast-year allocation inputs; displayed values and growth are calculated: Procurement examples allow offset or digital alternatives while restricting some digital variants, supporting an acceptance- and run-mix model rather than a universal quality ranking. This is a modeling premise, not an observed process share.
    - Evidence informing base-year allocation inputs; displayed values and growth are calculated: The purchasing guidance supports conditional digital substitution, not unrestricted interchangeability or an observed forecast allocation.
    - Evidence informing forecast-year allocation inputs; displayed values and growth are calculated: The purchasing guidance supports conditional digital substitution, not unrestricted interchangeability or an observed forecast allocation.

48. Clays demonstrate dedication to digital investment
    - Evidence informing base-year allocation inputs; displayed values and growth are calculated: Reports xx.xx books annually and xx.xx books of digital capacity in an older investment statement; this constrains scale but is not a 2025 realized output mix.
    - Evidence informing forecast-year allocation inputs; displayed values and growth are calculated: Reports xx.xx books annually and xx.xx books of digital capacity in an older investment statement; this constrains scale but is not a 2025 realized output mix.
    - Evidence informing base-year allocation inputs; displayed values and growth are calculated: The company's inkjet investment supports an existing book-production application and a conditional adoption premise, not a quantified global forecast.
    - Evidence informing forecast-year allocation inputs; displayed values and growth are calculated: The company's inkjet investment supports an existing book-production application and a conditional adoption premise, not a quantified global forecast.
    - Evidence informing base-year allocation inputs; displayed values and growth are calculated: The capacity/output comparison is a limited commercial check on continued conventional book production, not a direct offset revenue observation.
    - Evidence informing forecast-year allocation inputs; displayed values and growth are calculated: The capacity/output comparison is a limited commercial check on continued conventional book production, not a direct offset revenue observation.
49. ISO/TC 130 - Guidelines for Using Print Production Standards, Version 1.0, 2019
    - Evidence informing base-year allocation inputs; displayed values and growth are calculated: Distinguishes packaging use cases and printing processes, supporting allocation of gravure to book-associated components rather than the full value of a book.
    - Evidence informing forecast-year allocation inputs; displayed values and growth are calculated: Distinguishes packaging use cases and printing processes, supporting allocation of gravure to book-associated components rather than the full value of a book.
    - Evidence informing base-year allocation inputs; displayed values and growth are calculated: Identifies flexographic packaging applications; the book-specific spending budget and process coefficients remain modeled.
    - Evidence informing forecast-year allocation inputs; displayed values and growth are calculated: Identifies flexographic packaging applications; the book-specific spending budget and process coefficients remain modeled.
50. Premium Layflat Photo Books - PhotobookShop
    - Evidence informing base-year allocation inputs; displayed values and growth are calculated: Offers bound silver-halide photographic books and distinguishes them from digitally printed alternatives, supporting the model's separate photographic category rather than an observed sales weight.
    - Evidence informing forecast-year allocation inputs; displayed values and growth are calculated: Offers bound silver-halide photographic books and distinguishes them from digitally printed alternatives, supporting the model's separate photographic category rather than an observed sales weight.
51. The Cormac McCarthy Collection - The Folio Society
    - Evidence informing base-year allocation inputs; displayed values and growth are calculated: Documents screen-printed cloth covers on physical book editions, supporting component-level commercial attribution. It does not measure supplier component receipts or global uptake.
    - Evidence informing forecast-year allocation inputs; displayed values and growth are calculated: Documents screen-printed cloth covers on physical book editions, supporting component-level commercial attribution. It does not measure supplier component receipts or global uptake.

52. Risograph Digital Duplicator Order Form, 2026 - Minneapolis College of Art and Design
    - Evidence informing base-year allocation inputs; displayed values and growth are calculated: The 2026 institutional form recognizes Risograph book/booklet orders but excludes assembly. It supports a limited application boundary, not 2025 external commercial volume; internal institutional charges are excluded from the numerator.
    - Evidence informing forecast-year allocation inputs; displayed values and growth are calculated: The 2026 institutional form recognizes Risograph book/booklet orders but excludes assembly. It supports a limited application boundary, not 2025 external commercial volume; internal institutional charges are excluded from the numerator.
53. American Printing House - 2024 Annual Report
    - Evidence informing base-year allocation inputs; displayed values and growth are calculated: Fiscal 2024 product sales were USD xx.xx; braille publications represented xx.xx% of product sales; xx.xx braille volumes were produced. These inputs constrain an adjusted production-realization proxy, not a global market share.
    - Evidence informing base-year allocation inputs; displayed values and growth are calculated: The decline from xx.xx braille volumes in 2022 qualifies a uniform physical-demand growth assumption and informs the slower relative forecast activity weight.
    - Evidence informing forecast-year allocation inputs; displayed values and growth are calculated: Fiscal 2024 product sales were USD xx.xx; braille publications represented xx.xx% of product sales; xx.xx braille volumes were produced. These inputs constrain an adjusted production-realization proxy, not a global market share.
    - Evidence informing forecast-year allocation inputs; displayed values and growth are calculated: The decline from xx.xx braille volumes in 2022 qualifies a uniform physical-demand growth assumption and informs the slower relative forecast activity weight.
54. Kodak Moments Kiosk - Kodak Alaris
    - Evidence informing base-year allocation inputs; displayed values and growth are calculated: Advertises book-capable retail kiosk equipment and a photographic-printing portfolio. Used only as a commercial-route premise for the thermal working estimate, not as evidence of thermal book-service sales, utilization or the final share.
    - Evidence informing forecast-year allocation inputs; displayed values and growth are calculated: Advertises book-capable retail kiosk equipment and a photographic-printing portfolio. Used only as a commercial-route premise for the thermal working estimate, not as evidence of thermal book-service sales, utilization or the final share.
55. 二〇二一年全国新闻出版业基本情况
    - Evidence informing base-year allocation inputs; displayed values and growth are calculated: Official 2021 aggregate textbook output distinguishes school, tertiary and vocational/adult activity; historical volumes require value and global-scope adjustments.
    - Evidence informing forecast-year allocation inputs; displayed values and growth are calculated: Official 2021 aggregate textbook output distinguishes school, tertiary and vocational/adult activity; historical volumes require value and global-scope adjustments.
    - Evidence informing base-year allocation inputs; displayed values and growth are calculated: Secondary, primary and teaching-book aggregate sheet counts form the school activity weight.
    - Evidence informing forecast-year allocation inputs; displayed values and growth are calculated: Secondary, primary and teaching-book aggregate sheet counts form the school activity weight.
    - Evidence informing base-year allocation inputs; displayed values and growth are calculated: Tertiary textbook aggregate output supplies the higher-education activity input before an assumed relative-service-value adjustment.
    - Evidence informing forecast-year allocation inputs; displayed values and growth are calculated: Tertiary textbook aggregate output supplies the higher-education activity input before an assumed relative-service-value adjustment.
    - Evidence informing base-year allocation inputs; displayed values and growth are calculated: Vocational, adult and literacy textbook output supplies the corresponding historical activity input.
    - Evidence informing forecast-year allocation inputs; displayed values and growth are calculated: Vocational, adult and literacy textbook output supplies the corresponding historical activity input.

56. Music, printed or in manuscript imports by country, 2024 - World Integrated Trade Solution
    - Evidence informing base-year allocation inputs; displayed values and growth are calculated: Official HS xx.xx import observations constrain the music-publication value bridge; domestic supply, physical-book eligibility and the printing-service fraction remain modeled.
    - Evidence informing forecast-year allocation inputs; displayed values and growth are calculated: Official HS xx.xx import observations constrain the music-publication value bridge; domestic supply, physical-book eligibility and the printing-service fraction remain modeled.
57. Bloomsbury Publishing - 2024/25 Results Presentation
    - Evidence informing base-year allocation inputs; displayed values and growth are calculated: Separate Academic & Professional print, digital and rights/service receipts demonstrate the required physical-revenue boundary; company mix is not treated as global market share.
    - Evidence informing forecast-year allocation inputs; displayed values and growth are calculated: Separate Academic & Professional print, digital and rights/service receipts demonstrate the required physical-revenue boundary; company mix is not treated as global market share.
    - Evidence informing base-year allocation inputs; displayed values and growth are calculated: Observed physical academic publishing activity supports commercial applicability but does not verify the assumed global research/reference ratio.
    - Evidence informing forecast-year allocation inputs; displayed values and growth are calculated: Observed physical academic publishing activity supports commercial applicability but does not verify the assumed global research/reference ratio.
58. HDSB - RFSQ 26-013: Yearbook Software and Printing Services
    - Evidence informing base-year allocation inputs; displayed values and growth are calculated: The qualification notice establishes a commissioned yearbook scope including printing, binding and school delivery; it supplies no awarded value and is not used as a sales weight.
    - Evidence informing forecast-year allocation inputs; displayed values and growth are calculated: The qualification notice establishes a commissioned yearbook scope including printing, binding and school delivery; it supplies no awarded value and is not used as a sales weight.
    - Evidence informing base-year allocation inputs; displayed values and growth are calculated: The yearbook qualification notice restricts supply to prequalified vendors while permitting school bulk orders and individual ordering. It supports separating commissioning authority from ultimate payment, but discloses no fulfilled-order value.
    - Evidence informing forecast-year allocation inputs; displayed values and growth are calculated: The yearbook qualification notice restricts supply to prequalified vendors while permitting school bulk orders and individual ordering. It supports separating commissioning authority from ultimate payment, but discloses no fulfilled-order value.
    - Evidence informing base-year allocation inputs; displayed values and growth are calculated: The individual-ordering option establishes an attribution uncertainty relevant to the modeled household portion; it does not establish the assumed xx.xx% proportion.
    - Evidence informing forecast-year allocation inputs; displayed values and growth are calculated: The individual-ordering option establishes an attribution uncertainty relevant to the modeled household portion; it does not establish the assumed xx.xx% proportion.

59. U.S. Census Bureau - 2022 Economic Census, Books Printing Questionnaire MC-32312
    - Evidence informing base-year allocation inputs; displayed values and growth are calculated: The official printing questionnaire supports the distinction between textbook and general-book production; recognition is not treated as a revenue weight.
    - Evidence informing forecast-year allocation inputs; displayed values and growth are calculated: The official printing questionnaire supports the distinction between textbook and general-book production; recognition is not treated as a revenue weight.
    - Evidence informing base-year allocation inputs; displayed values and growth are calculated: Recognized coloring-book output supports treating recreational activity commissions separately from institutional textbooks according to purpose.
    - Evidence informing forecast-year allocation inputs; displayed values and growth are calculated: Recognized coloring-book output supports treating recreational activity commissions separately from institutional textbooks according to purpose.
60. Press Information Bureau - Department of School Education & Literacy, Year End Review 2024
    - Evidence informing base-year allocation inputs; displayed values and growth are calculated: The government review describes substantial NCERT physical-textbook activity, independently qualifying the physical-availability premise without establishing attributable supplier revenue.
    - Evidence informing forecast-year allocation inputs; displayed values and growth are calculated: The government review describes substantial NCERT physical-textbook activity, independently qualifying the physical-availability premise without establishing attributable supplier revenue.
61. 2022 North American Industry Classification System - United States
    - Evidence informing base-year allocation inputs; displayed values and growth are calculated: Dedicated book-publishing activity is separated from institutional primary activities and printing without publishing, constraining the Publishing Organizations numerator.
    - Evidence informing forecast-year allocation inputs; displayed values and growth are calculated: Dedicated book-publishing activity is separated from institutional primary activities and printing without publishing, constraining the Publishing Organizations numerator.
62. U.S. Census Bureau - Books Printing: 2002
    - Evidence informing base-year allocation inputs; displayed values and growth are calculated: Table xx.xx reports 2002 U.S. books-printing contract-work costs of USD xx.xx and shipments of USD xx.xx. Their ratio supplies a dated manufacturing-subcontract proxy, held constant within the forecast component.
    - Evidence informing forecast-year allocation inputs; displayed values and growth are calculated: Table xx.xx reports 2002 U.S. books-printing contract-work costs of USD xx.xx and shipments of USD xx.xx. Their ratio supplies a dated manufacturing-subcontract proxy, held constant within the forecast component.
    - Evidence informing base-year allocation inputs; displayed values and growth are calculated: The historical subcontract-cost input constrains the modeled transfer from publisher-origin commissioning to performing suppliers, without adding another gross contract value.
    - Evidence informing forecast-year allocation inputs; displayed values and growth are calculated: The historical subcontract-cost input constrains the modeled transfer from publisher-origin commissioning to performing suppliers, without adding another gross contract value.
63. Samfine Creation Holdings Group Limited - Form 20-F for the year ended December 31, 2025
    - Evidence informing base-year allocation inputs; displayed values and growth are calculated: The company reports USD xx.xx of 2025 book-product revenue and principally serves book traders that secure printing contracts and outsource production. This is a supplier-specific quantitative role check, not a Global allocation weight.
    - Evidence informing forecast-year allocation inputs; displayed values and growth are calculated: The company reports USD xx.xx of 2025 book-product revenue and principally serves book traders that secure printing contracts and outsource production. This is a supplier-specific quantitative role check, not a Global allocation weight.

64. Ministry of Education - NCERT and Amazon Letter of Engagement, October 7, 2024
    - Evidence informing base-year allocation inputs; displayed values and growth are calculated: The October xx.xx 2024 announcement targeted xx.xx NCERT books for academic 2025-xx.xx. This is a planned institutional activity anchor; realization, eligible receipts and subsequent growth are modeled separately.
    - Evidence informing forecast-year allocation inputs; displayed values and growth are calculated: The October xx.xx 2024 announcement targeted xx.xx NCERT books for academic 2025-xx.xx. This is a planned institutional activity anchor; realization, eligible receipts and subsequent growth are modeled separately.
65. Bangladesh e-GP - NCTB/TEXTBOOK/2025, Package GD.102_SEC_8.031
    - Evidence informing base-year allocation inputs; displayed values and growth are calculated: The government-funded procurement plan specifies xx.xx academic-2025 textbook copies and an estimated BDT xx.xx for printing, binding and supply. It constrains commercial order scale and local unit-budget plausibility, not realized annual revenue.
    - Evidence informing forecast-year allocation inputs; displayed values and growth are calculated: The government-funded procurement plan specifies xx.xx academic-2025 textbook copies and an estimated BDT xx.xx for printing, binding and supply. It constrains commercial order scale and local unit-budget plausibility, not realized annual revenue.
66. Students suffer as NCTB fails to deliver books - The Daily Star, January 17, 2025
    - Evidence informing base-year allocation inputs; displayed values and growth are calculated: The January xx.xx 2025 report corroborates the dated approximately xx.xx-copy textbook target and early-year delivery disruption. Target realization and supplier receipts remain modeled.
67. Secondary-level students: A new year without full set of books for many - The Daily Star, December 28, 2025
    - Evidence informing forecast-year allocation inputs; displayed values and growth are calculated: The December xx.xx 2025 report corroborates the approximately xx.xx-copy academic-2026 target and continued delivery slippage. It informs a normalization assumption, not an observed 2032 share.
68. Business Books - Print Professional, Custom Corporate Books | Blurb
    - Evidence informing base-year allocation inputs; displayed values and growth are calculated: The business-book offering includes organizational presentation and corporate-gift applications. It establishes an in-scope commissioning proposition, not the modeled global copy quantity or spending.
    - Evidence informing forecast-year allocation inputs; displayed values and growth are calculated: The business-book offering includes organizational presentation and corporate-gift applications. It establishes an in-scope commissioning proposition, not the modeled global copy quantity or spending.
69. How to Use Lulu to Support Your Nonprofit | Lulu
    - Evidence informing base-year allocation inputs; displayed values and growth are calculated: The platform permits an organization or charity to receive creator proceeds. This supports excluding beneficiary-only arrangements from nonprofit commissioning; it does not measure nonprofit printing purchases.
    - Evidence informing forecast-year allocation inputs; displayed values and growth are calculated: The platform permits an organization or charity to receive creator proceeds. This supports excluding beneficiary-only arrangements from nonprofit commissioning; it does not measure nonprofit printing purchases.

70. News Corp - Form 10-K for the fiscal year ended June 30, 2025
    - Evidence informing base-year allocation inputs; displayed values and growth are calculated: Fiscal 2025 consumer backlist revenue of xx.xx% and digital revenue of xx.xx% anchor the assumed physical-backlist bridge and its forecast starting model.
    - Evidence informing forecast-year allocation inputs; displayed values and growth are calculated: Fiscal 2025 consumer backlist revenue of xx.xx% and digital revenue of xx.xx% anchor the assumed physical-backlist bridge and its forecast starting model.
    - Evidence informing base-year allocation inputs; displayed values and growth are calculated: The disclosed backlist mix constrains recurring-title demand; its division into replenishment and POD remains modeled.
    - Evidence informing forecast-year allocation inputs; displayed values and growth are calculated: The disclosed backlist mix constrains recurring-title demand; its division into replenishment and POD remains modeled.
    - Evidence informing base-year allocation inputs; displayed values and growth are calculated: The complementary frontlist population supports the launch-stock cohort after physical-format adjustments.
    - Evidence informing forecast-year allocation inputs; displayed values and growth are calculated: The complementary frontlist population supports the launch-stock cohort after physical-format adjustments.
71. News Corp - Form 10-K for the fiscal year ended June 30, 2026
    - Evidence informing forecast-year allocation inputs; displayed values and growth are calculated: Fiscal 2026 backlist revenue of xx.xx% and digital revenue of xx.xx% lower the forecast physical-backlist proxy instead of assuming continued backlist expansion.
    - Evidence informing forecast-year allocation inputs; displayed values and growth are calculated: The updated catalog mix changes the forecast population available for repeat inventory releases.
    - Evidence informing forecast-year allocation inputs; displayed values and growth are calculated: The updated frontlist/backlist bridge changes the forecast planned-production weight; no 2032 share is disclosed.
72. How Do Lulu Direct Orders Work?
    - Evidence informing base-year allocation inputs; displayed values and growth are calculated: Lulu describes printing after customer purchase and distinguishes production from subsequent shipment, supporting recipient-order attribution rather than technology-based classification.
    - Evidence informing forecast-year allocation inputs; displayed values and growth are calculated: Lulu describes printing after customer purchase and distinguishes production from subsequent shipment, supporting recipient-order attribution rather than technology-based classification.
    - Evidence informing base-year allocation inputs; displayed values and growth are calculated: No minimum order and one-copy ordering establish commercial feasibility, not the number or value of single-copy releases.
    - Evidence informing forecast-year allocation inputs; displayed values and growth are calculated: No minimum order and one-copy ordering establish commercial feasibility, not the number or value of single-copy releases.
    - Evidence informing base-year allocation inputs; displayed values and growth are calculated: One POD offering accepts hundreds of copies, independently challenging a POD-equals-single-copy allocation.
    - Evidence informing forecast-year allocation inputs; displayed values and growth are calculated: One POD offering accepts hundreds of copies, independently challenging a POD-equals-single-copy allocation.
    - Evidence informing base-year allocation inputs; displayed values and growth are calculated: Orders can extend into thousands within the same offering; the production trigger therefore does not uniquely identify the working run band.
    - Evidence informing forecast-year allocation inputs; displayed values and growth are calculated: Orders can extend into thousands within the same offering; the production trigger therefore does not uniquely identify the working run band.

73. Supply Chain - Clays
    - Evidence informing base-year allocation inputs; displayed values and growth are calculated: Clays describes differentiated backlist arrangements and stock visibility, supporting a separate inventory-replenishment cohort without establishing its numerical prevalence.
    - Evidence informing forecast-year allocation inputs; displayed values and growth are calculated: Clays describes differentiated backlist arrangements and stock visibility, supporting a separate inventory-replenishment cohort without establishing its numerical prevalence.
    - Evidence informing base-year allocation inputs; displayed values and growth are calculated: New-title consolidation and predictable annual backlist demand support retaining planned inventory commitments; short-run printing is explicitly not necessarily POD.
    - Evidence informing forecast-year allocation inputs; displayed values and growth are calculated: New-title consolidation and predictable annual backlist demand support retaining planned inventory commitments; short-run printing is explicitly not necessarily POD.
    - Evidence informing base-year allocation inputs; displayed values and growth are calculated: Clays explicitly distinguishes short-run work from POD, supporting category separation rather than a technological proxy for value share.
    - Evidence informing forecast-year allocation inputs; displayed values and growth are calculated: Clays explicitly distinguishes short-run work from POD, supporting category separation rather than a technological proxy for value share.
74. Smart Backlist Management: When to Hold and When to Print-on-Demand
    - Evidence informing base-year allocation inputs; displayed values and growth are calculated: Sheridan describes low-volume titles moving to POD while other titles retain inventory, supporting differentiated release-policy assumptions rather than a uniform backlist-to-POD conversion.
    - Evidence informing forecast-year allocation inputs; displayed values and growth are calculated: Sheridan describes low-volume titles moving to POD while other titles retain inventory, supporting differentiated release-policy assumptions rather than a uniform backlist-to-POD conversion.
    - Evidence informing base-year allocation inputs; displayed values and growth are calculated: A disclosed customer example uses a stock threshold to trigger a 2,000-copy replenishment order. It establishes the commercial mechanism, not a market-wide share.
    - Evidence informing forecast-year allocation inputs; displayed values and growth are calculated: A disclosed customer example uses a stock threshold to trigger a 2,000-copy replenishment order. It establishes the commercial mechanism, not a market-wide share.

75. Shortage of NCERT textbooks - Rajya Sabha Unstarred Question No. 1941, December 17, 2025
    - Evidence informing base-year allocation inputs; displayed values and growth are calculated: Advance enrollment-based forecasting, academic-session readiness and a fiscal 2025-xx.xx plan for approximately xx.xx textbooks support a substantial calendar-driven stock cohort. The target is not realized production.
    - Evidence informing forecast-year allocation inputs; displayed values and growth are calculated: Advance enrollment-based forecasting, academic-session readiness and a fiscal 2025-xx.xx plan for approximately xx.xx textbooks support a substantial calendar-driven stock cohort. The target is not realized production.
    - Evidence informing base-year allocation inputs; displayed values and growth are calculated: Phased supply and inventory monitoring support distinguishing ongoing availability obligations from individual-recipient POD, without quantifying replenishment's global prevalence.
    - Evidence informing forecast-year allocation inputs; displayed values and growth are calculated: Phased supply and inventory monitoring support distinguishing ongoing availability obligations from individual-recipient POD, without quantifying replenishment's global prevalence.
    - Evidence informing base-year allocation inputs; displayed values and growth are calculated: The official answer distinguishes printer empanelment from approximately xx.xx distribution vendors and describes planned fiscal 2025-xx.xx printing of approximately xx.xx textbooks. It supports commissioning-versus-distribution separation, not a realized monetary channel split.
    - Evidence informing forecast-year allocation inputs; displayed values and growth are calculated: The official answer distinguishes printer empanelment from approximately xx.xx distribution vendors and describes planned fiscal 2025-xx.xx printing of approximately xx.xx textbooks. It supports commissioning-versus-distribution separation, not a realized monetary channel split.
    - Evidence informing base-year allocation inputs; displayed values and growth are calculated: Phased textbook supply supports treating annual institutional quantities separately from production batches; it does not disclose the medium-run allocation.
    - Evidence informing forecast-year allocation inputs; displayed values and growth are calculated: Phased textbook supply supports treating annual institutional quantities separately from production batches; it does not disclose the medium-run allocation.
    - Evidence informing base-year allocation inputs; displayed values and growth are calculated: The December xx.xx 2025 answer identifies a xx.xx-million-copy FY2025-xx.xx printing decision versus approximately xx.xx in recent years, a counterforce to assuming rapid long-run disappearance. Planned copies are not realized service revenue.
    - Evidence informing forecast-year allocation inputs; displayed values and growth are calculated: The December xx.xx 2025 answer identifies a xx.xx-million-copy FY2025-xx.xx printing decision versus approximately xx.xx in recent years, a counterforce to assuming rapid long-run disappearance. Planned copies are not realized service revenue.
76. Fulfillment Fee - Lulu Direct
    - Evidence informing base-year allocation inputs; displayed values and growth are calculated: The September 2026 schedule lists USD xx.xx per order regardless of item count, supporting an order-frequency effect on associated-service value. It does not verify the assumed historical or forecast multiplier.
    - Evidence informing forecast-year allocation inputs; displayed values and growth are calculated: The September 2026 schedule lists USD xx.xx per order regardless of item count, supporting an order-frequency effect on associated-service value. It does not verify the assumed historical or forecast multiplier.

77. InnerWorkings, Inc. - Form 10-K for the year ended December 31, 2019
    - Evidence informing base-year allocation inputs; displayed values and growth are calculated: The 2019 filing reports USD xx.xx gross profit on USD xx.xx revenue and describes purchased-product and direct-service costs. Historical reported margins constrain the modeled xx.xx% retained-fee ratio; they do not directly measure book-channel share.
    - Evidence informing forecast-year allocation inputs; displayed values and growth are calculated: The 2019 filing reports USD xx.xx gross profit on USD xx.xx revenue and describes purchased-product and direct-service costs. Historical reported margins constrain the modeled xx.xx% retained-fee ratio; they do not directly measure book-channel share.
    - Evidence informing base-year allocation inputs; displayed values and growth are calculated: The procurement-service margin comparison supports the fee-to-managed-spending bridge underlying the direct-channel complement. Carrying the normalized ratio into 2032 is explicitly a forecast assumption.
    - Evidence informing forecast-year allocation inputs; displayed values and growth are calculated: The procurement-service margin comparison supports the fee-to-managed-spending bridge underlying the direct-channel complement. Carrying the normalized ratio into 2032 is explicitly a forecast assumption.
78. Simplified Purchase Agreement - U.S. Government Publishing Office
    - Evidence informing base-year allocation inputs; displayed values and growth are calculated: SPA permits agency awards directly to certified vendors for purchases up to USD xx.xx while GPO pays vendors and invoices agencies. This supports classifying by the contracting relationship rather than the invoice payer, not a numerical global weight.
    - Evidence informing forecast-year allocation inputs; displayed values and growth are calculated: SPA permits agency awards directly to certified vendors for purchases up to USD xx.xx while GPO pays vendors and invoices agencies. This supports classifying by the contracting relationship rather than the invoice payer, not a numerical global weight.
79. Global Print Services | China, Europe, SE Asia, USA & India
    - Evidence informing base-year allocation inputs; displayed values and growth are calculated: Imago describes sourcing suppliers and coordinating multiple manufacturers for book-related projects. Its cumulative customer relationships establish the offered intermediary role but are not annual revenue or allocation weights.
    - Evidence informing forecast-year allocation inputs; displayed values and growth are calculated: Imago describes sourcing suppliers and coordinating multiple manufacturers for book-related projects. Its cumulative customer relationships establish the offered intermediary role but are not annual revenue or allocation weights.
80. Lion Rock Group Limited - Annual Report 2025
    - Evidence informing base-year allocation inputs; displayed values and growth are calculated: Own-business 2025 turnover changes of minus xx.xx% for APOL and minus xx.xx% for Regent challenge uniform intermediary growth; Regent's non-book focus limits its relevance. These observations support avoiding an additional adoption uplift.
    - Evidence informing forecast-year allocation inputs; displayed values and growth are calculated: Own-business 2025 turnover changes of minus xx.xx% for APOL and minus xx.xx% for Regent challenge uniform intermediary growth; Regent's non-book focus limits its relevance. These observations support avoiding an additional adoption uplift.
    - Evidence informing base-year allocation inputs; displayed values and growth are calculated: Manufacturing turnover changes of minus xx.xx% at xx.xx Printing and plus xx.xx% at Papercraft demonstrate differing supplier trajectories rather than a simple common channel-growth pattern; these are not direct-contracting market shares.
    - Evidence informing forecast-year allocation inputs; displayed values and growth are calculated: Manufacturing turnover changes of minus xx.xx% at xx.xx Printing and plus xx.xx% at Papercraft demonstrate differing supplier trajectories rather than a simple common channel-growth pattern; these are not direct-contracting market shares.

81. Imprint Digital - Book Printing Prices UK

- Evidence informing base-year allocation inputs; displayed values and growth are calculated: The inspected schedule quotes GBP xx.xx at xx.xx copies for one paperback specification, supporting a relative-price input, not a historical global realization.
- Evidence informing forecast-year allocation inputs; displayed values and growth are calculated: The inspected schedule quotes GBP xx.xx at xx.xx copies for one paperback specification, supporting a relative-price input, not a historical global realization.
- Evidence informing base-year allocation inputs; displayed values and growth are calculated: GBP xx.xx at xx.xx copies supplies the medium-run reference index; format and delivery differences require separate treatment.
- Evidence informing forecast-year allocation inputs; displayed values and growth are calculated: GBP xx.xx at xx.xx copies supplies the medium-run reference index; format and delivery differences require separate treatment.
- Evidence informing base-year allocation inputs; displayed values and growth are calculated: The quantity-price curve anchors the reference from which the long-run discount is assumed; no long-run price or future share is disclosed.
- Evidence informing forecast-year allocation inputs; displayed values and growth are calculated: The quantity-price curve anchors the reference from which the long-run discount is assumed; no long-run price or future share is disclosed.

82. Print Options

- Evidence informing base-year allocation inputs; displayed values and growth are calculated: KDP distinguishes black-and-white from color records and locks ink type after publication. These platform-specific conditions qualify switching assumptions, not market weights. ([kdp.amazon.com](https://kdp.amazon.com/en_US/help/topic/G201834180))
- Evidence informing forecast-year allocation inputs; displayed values and growth are calculated: KDP distinguishes black-and-white from color records and locks ink type after publication. These platform-specific conditions qualify switching assumptions, not market weights. ([kdp.amazon.com](https://kdp.amazon.com/en_US/help/topic/G201834180))
- Evidence informing base-year allocation inputs; displayed values and growth are calculated: The displayed platform menu does not establish designated spot-color availability or sales; a general color option is not used as evidence of spot-color demand. ([kdp.amazon.com](https://kdp.amazon.com/en_US/help/topic/G201834180))
- Evidence informing forecast-year allocation inputs; displayed values and growth are calculated: The displayed platform menu does not establish designated spot-color availability or sales; a general color option is not used as evidence of spot-color demand. ([kdp.amazon.com](https://kdp.amazon.com/en_US/help/topic/G201834180))
- Evidence informing base-year allocation inputs; displayed values and growth are calculated: Standard color is unavailable for hardcover, but premium color is available. Both process-color tiers belong within the modeled Full-Color Interiors category. ([kdp.amazon.com](https://kdp.amazon.com/en_US/help/topic/G201834180))
- Evidence informing forecast-year allocation inputs; displayed values and growth are calculated: Standard color is unavailable for hardcover, but premium color is available. Both process-color tiers belong within the modeled Full-Color Interiors category. ([kdp.amazon.com](https://kdp.amazon.com/en_US/help/topic/G201834180))

83. Synthèse des chiffres de l'édition jeunesse 2024-2025

- Evidence informing base-year allocation inputs; displayed values and growth are calculated: The primary French publishing survey reports a xx.xx% decline in illustrated early-childhood volumes and a xx.xx% decline in youth-fiction volumes in 2024. These differing outcomes challenge an aggressive universal color-growth assumption. ([sne.fr](https://www.sne.fr/actu/synthese-des-chiffres-de-ledition-jeunesse-2024-2025/))
- Evidence informing forecast-year allocation inputs; displayed values and growth are calculated: The primary French publishing survey reports a xx.xx% decline in illustrated early-childhood volumes and a xx.xx% decline in youth-fiction volumes in 2024. These differing outcomes challenge an aggressive universal color-growth assumption. ([sne.fr](https://www.sne.fr/actu/synthese-des-chiffres-de-ledition-jeunesse-2024-2025/))

20.13. Brazil

Table 696. Brazil Book Printing & Packaging Services Market Size, 2017-2040 (USD Million)

Country	2017	2024	2025	2026	2027	2032	2040	CAGR (%)
Brazil	**xx.xx**	**xx.xx**	**xx.xx**	**xx.xx**	**xx.xx**	**xx.xx**	**xx.xx**	**xx.xx**

Table 697. Brazil Book Printing & Packaging Services Market Size, by Service Offering, 2017-2040 (USD Million)

Service Offering	2017	2024	2025	2026	2027	2032	2040	CAGR (%)
Book Packaging Production	xx.xx	xx.xx	xx.xx	xx.xx	xx.xx	xx.xx	xx.xx	xx.xx
Book Packing & Kitting	xx.xx	xx.xx	xx.xx	xx.xx	xx.xx	xx.xx	xx.xx	xx.xx
Book Printing	xx.xx	xx.xx	xx.xx	xx.xx	xx.xx	xx.xx	xx.xx	xx.xx
Bookbinding & Finishing	xx.xx	xx.xx	xx.xx	xx.xx	xx.xx	xx.xx	xx.xx	xx.xx
Prepress Services	xx.xx	xx.xx	xx.xx	xx.xx	xx.xx	xx.xx	xx.xx	xx.xx
Print Production Management	xx.xx	xx.xx	xx.xx	xx.xx	xx.xx	xx.xx	xx.xx	xx.xx
Production-Linked Fulfillment	xx.xx	xx.xx	xx.xx	xx.xx	xx.xx	xx.xx	xx.xx	xx.xx
Total	**xx.xx**	**xx.xx**	**xx.xx**	**xx.xx**	**xx.xx**	**xx.xx**	**xx.xx**	**xx.xx**

Table 698. Brazil Book Printing & Packaging Services Market Size, by Book Format, 2017-2040 (USD Million)

Book Format	2017	2024	2025	2026	2027	2032	2040	CAGR (%)
Accordion-Fold Books	xx.xx	xx.xx	xx.xx	xx.xx	xx.xx	xx.xx	xx.xx	xx.xx
Bath Books	xx.xx	xx.xx	xx.xx	xx.xx	xx.xx	xx.xx	xx.xx	xx.xx
Board Books	xx.xx	xx.xx	xx.xx	xx.xx	xx.xx	xx.xx	xx.xx	xx.xx
Foam Books	xx.xx	xx.xx	xx.xx	xx.xx	xx.xx	xx.xx	xx.xx	xx.xx
Hardcover Books	xx.xx	xx.xx	xx.xx	xx.xx	xx.xx	xx.xx	xx.xx	xx.xx
Loose-Leaf Books	xx.xx	xx.xx	xx.xx	xx.xx	xx.xx	xx.xx	xx.xx	xx.xx
Paperback & Softcover Books	xx.xx	xx.xx	xx.xx	xx.xx	xx.xx	xx.xx	xx.xx	xx.xx
Saddle-Stitched Booklets	xx.xx	xx.xx	xx.xx	xx.xx	xx.xx	xx.xx	xx.xx	xx.xx
Slide-Bound Books	xx.xx	xx.xx	xx.xx	xx.xx	xx.xx	xx.xx	xx.xx	xx.xx
Textile Books	xx.xx	xx.xx	xx.xx	xx.xx	xx.xx	xx.xx	xx.xx	xx.xx
Wire, Coil & Comb-Bound Books	xx.xx	xx.xx	xx.xx	xx.xx	xx.xx	xx.xx	xx.xx	xx.xx
Total	**xx.xx**	**xx.xx**	**xx.xx**	**xx.xx**	**xx.xx**	**xx.xx**	**xx.xx**	**xx.xx**

Table 699. Brazil Book Printing & Packaging Services Market Size, by Packaging Format, 2017-2040 (USD Million)

Packaging Format	2017	2024	2025	2026	2027	2032	2040	CAGR (%)
Bags & Pouches	xx.xx	xx.xx	xx.xx	xx.xx	xx.xx	xx.xx	xx.xx	xx.xx
Blister & Clamshell Packs	xx.xx	xx.xx	xx.xx	xx.xx	xx.xx	xx.xx	xx.xx	xx.xx
Boxes & Lidded Cases	xx.xx	xx.xx	xx.xx	xx.xx	xx.xx	xx.xx	xx.xx	xx.xx
Envelopes, Wallets & Folders	xx.xx	xx.xx	xx.xx	xx.xx	xx.xx	xx.xx	xx.xx	xx.xx
Film & Paper Wraps	xx.xx	xx.xx	xx.xx	xx.xx	xx.xx	xx.xx	xx.xx	xx.xx
Protective Inserts & Cushioning	xx.xx	xx.xx	xx.xx	xx.xx	xx.xx	xx.xx	xx.xx	xx.xx
Seals & Strapping	xx.xx	xx.xx	xx.xx	xx.xx	xx.xx	xx.xx	xx.xx	xx.xx
Sleeves & Wraparound Bands	xx.xx	xx.xx	xx.xx	xx.xx	xx.xx	xx.xx	xx.xx	xx.xx
Slipcases	xx.xx	xx.xx	xx.xx	xx.xx	xx.xx	xx.xx	xx.xx	xx.xx
Others	xx.xx	xx.xx	xx.xx	xx.xx	xx.xx	xx.xx	xx.xx	xx.xx
Total	**xx.xx**	**xx.xx**	**xx.xx**	**xx.xx**	**xx.xx**	**xx.xx**	**xx.xx**	**xx.xx**

Table 700. Brazil Book Printing & Packaging Services Market Size, by Printing Technology, 2017-2040 (USD Million)

Printing Technology	2017	2024	2025	2026	2027	2032	2040	CAGR (%)
Braille Embossing	xx.xx	xx.xx	xx.xx	xx.xx	xx.xx	xx.xx	xx.xx	xx.xx
Digital Printing	xx.xx	xx.xx	xx.xx	xx.xx	xx.xx	xx.xx	xx.xx	xx.xx
Flexographic Printing	xx.xx	xx.xx	xx.xx	xx.xx	xx.xx	xx.xx	xx.xx	xx.xx
Gravure Printing	xx.xx	xx.xx	xx.xx	xx.xx	xx.xx	xx.xx	xx.xx	xx.xx
Letterpress Printing	xx.xx	xx.xx	xx.xx	xx.xx	xx.xx	xx.xx	xx.xx	xx.xx
Offset Lithography	xx.xx	xx.xx	xx.xx	xx.xx	xx.xx	xx.xx	xx.xx	xx.xx
Screen Printing	xx.xx	xx.xx	xx.xx	xx.xx	xx.xx	xx.xx	xx.xx	xx.xx
Silver-Halide Photographic Printing	xx.xx	xx.xx	xx.xx	xx.xx	xx.xx	xx.xx	xx.xx	xx.xx
Stencil Duplicator Printing	xx.xx	xx.xx	xx.xx	xx.xx	xx.xx	xx.xx	xx.xx	xx.xx
Others	xx.xx	xx.xx	xx.xx	xx.xx	xx.xx	xx.xx	xx.xx	xx.xx
Total	**xx.xx**	**xx.xx**	**xx.xx**	**xx.xx**	**xx.xx**	**xx.xx**	**xx.xx**	**xx.xx**

Table 701. Brazil Book Printing & Packaging Services Market Size, by Offset Lithography, 2017-2040 (USD Million)

Offset Lithography	2017	2024	2025	2026	2027	2032	2040	CAGR (%)
Sheetfed Offset Printing	xx.xx	xx.xx	xx.xx	xx.xx	xx.xx	xx.xx	xx.xx	xx.xx
Web Offset Printing	xx.xx	xx.xx	xx.xx	xx.xx	xx.xx	xx.xx	xx.xx	xx.xx
Total	**xx.xx**	**xx.xx**	**xx.xx**	**xx.xx**	**xx.xx**	**xx.xx**	**xx.xx**	**xx.xx**

Table 702. Brazil Book Printing & Packaging Services Market Size, by Digital Printing, 2017-2040 (USD Million)

Digital Printing	2017	2024	2025	2026	2027	2032	2040	CAGR (%)
Electrophotographic Printing	xx.xx	xx.xx	xx.xx	xx.xx	xx.xx	xx.xx	xx.xx	xx.xx
Inkjet Printing	xx.xx	xx.xx	xx.xx	xx.xx	xx.xx	xx.xx	xx.xx	xx.xx
Thermal Printing	xx.xx	xx.xx	xx.xx	xx.xx	xx.xx	xx.xx	xx.xx	xx.xx
Total	**xx.xx**	**xx.xx**	**xx.xx**	**xx.xx**	**xx.xx**	**xx.xx**	**xx.xx**	**xx.xx**

Table 703. Brazil Book Printing & Packaging Services Market Size, by Publication Application, 2017-2040 (USD Million)

Publication Application	2017	2024	2025	2026	2027	2032	2040	CAGR (%)
Activity & Puzzle Books	xx.xx	xx.xx	xx.xx	xx.xx	xx.xx	xx.xx	xx.xx	xx.xx
Art & Photography Books	xx.xx	xx.xx	xx.xx	xx.xx	xx.xx	xx.xx	xx.xx	xx.xx
Commemorative & Personal Books	xx.xx	xx.xx	xx.xx	xx.xx	xx.xx	xx.xx	xx.xx	xx.xx
Educational & Training Books	xx.xx	xx.xx	xx.xx	xx.xx	xx.xx	xx.xx	xx.xx	xx.xx
General-Interest Books	xx.xx	xx.xx	xx.xx	xx.xx	xx.xx	xx.xx	xx.xx	xx.xx
Institutional & Corporate Books	xx.xx	xx.xx	xx.xx	xx.xx	xx.xx	xx.xx	xx.xx	xx.xx
Music Books & Scores	xx.xx	xx.xx	xx.xx	xx.xx	xx.xx	xx.xx	xx.xx	xx.xx
Religious & Devotional Books	xx.xx	xx.xx	xx.xx	xx.xx	xx.xx	xx.xx	xx.xx	xx.xx
Scholarly & Professional Books	xx.xx	xx.xx	xx.xx	xx.xx	xx.xx	xx.xx	xx.xx	xx.xx
Total	**xx.xx**	**xx.xx**	**xx.xx**	**xx.xx**	**xx.xx**	**xx.xx**	**xx.xx**	**xx.xx**

Table 704. Brazil Book Printing & Packaging Services Market Size, by Educational & Training Books, 2017-2040 (USD Million)

Educational & Training Books	2017	2024	2025	2026	2027	2032	2040	CAGR (%)
Higher Education Textbooks	xx.xx	xx.xx	xx.xx	xx.xx	xx.xx	xx.xx	xx.xx	xx.xx
School Textbooks & Workbooks	xx.xx	xx.xx	xx.xx	xx.xx	xx.xx	xx.xx	xx.xx	xx.xx
Vocational & Continuing Education Books	xx.xx	xx.xx	xx.xx	xx.xx	xx.xx	xx.xx	xx.xx	xx.xx
Total	**xx.xx**	**xx.xx**	**xx.xx**	**xx.xx**	**xx.xx**	**xx.xx**	**xx.xx**	**xx.xx**

Table 705. Brazil Book Printing & Packaging Services Market Size, by Commemorative & Personal Books, 2017-2040 (USD Million)

Commemorative & Personal Books	2017	2024	2025	2026	2027	2032	2040	CAGR (%)
Personal Photo & Memory Books	xx.xx	xx.xx	xx.xx	xx.xx	xx.xx	xx.xx	xx.xx	xx.xx
Yearbooks & Organizational Commemoratives	xx.xx	xx.xx	xx.xx	xx.xx	xx.xx	xx.xx	xx.xx	xx.xx
Total	**xx.xx**	**xx.xx**	**xx.xx**	**xx.xx**	**xx.xx**	**xx.xx**	**xx.xx**	**xx.xx**

Table 706. Brazil Book Printing & Packaging Services Market Size, by Scholarly & Professional Books, 2017-2040 (USD Million)

Scholarly & Professional Books	2017	2024	2025	2026	2027	2032	2040	CAGR (%)
Professional & Technical Reference Books	xx.xx	xx.xx	xx.xx	xx.xx	xx.xx	xx.xx	xx.xx	xx.xx
Scholarly Research Books	xx.xx	xx.xx	xx.xx	xx.xx	xx.xx	xx.xx	xx.xx	xx.xx
Total	**xx.xx**	**xx.xx**	**xx.xx**	**xx.xx**	**xx.xx**	**xx.xx**	**xx.xx**	**xx.xx**

Table 707. Brazil Book Printing & Packaging Services Market Size, by Buyer Type, 2017-2040 (USD Million)

Buyer Type	2017	2024	2025	2026	2027	2032	2040	CAGR (%)
Corporate & Commercial Buyers	xx.xx	xx.xx	xx.xx	xx.xx	xx.xx	xx.xx	xx.xx	xx.xx
Educational & Research Institutions	xx.xx	xx.xx	xx.xx	xx.xx	xx.xx	xx.xx	xx.xx	xx.xx
Government & Intergovernmental Bodies	xx.xx	xx.xx	xx.xx	xx.xx	xx.xx	xx.xx	xx.xx	xx.xx
Nonprofit & Membership Organizations	xx.xx	xx.xx	xx.xx	xx.xx	xx.xx	xx.xx	xx.xx	xx.xx
Print & Production Service Providers	xx.xx	xx.xx	xx.xx	xx.xx	xx.xx	xx.xx	xx.xx	xx.xx
Private Individuals & Households	xx.xx	xx.xx	xx.xx	xx.xx	xx.xx	xx.xx	xx.xx	xx.xx
Publishing Organizations	xx.xx	xx.xx	xx.xx	xx.xx	xx.xx	xx.xx	xx.xx	xx.xx
Self-Publishing Authors & Creators	xx.xx	xx.xx	xx.xx	xx.xx	xx.xx	xx.xx	xx.xx	xx.xx
Total	**xx.xx**	**xx.xx**	**xx.xx**	**xx.xx**	**xx.xx**	**xx.xx**	**xx.xx**	**xx.xx**

Table 708. Brazil Book Printing & Packaging Services Market Size, by Production Model, 2017-2040 (USD Million)

Production Model	2017	2024	2025	2026	2027	2032	2040	CAGR (%)
Planned Stock Production	xx.xx	xx.xx	xx.xx	xx.xx	xx.xx	xx.xx	xx.xx	xx.xx
Print-on-Demand	xx.xx	xx.xx	xx.xx	xx.xx	xx.xx	xx.xx	xx.xx	xx.xx
Stock Replenishment	xx.xx	xx.xx	xx.xx	xx.xx	xx.xx	xx.xx	xx.xx	xx.xx
Total	**xx.xx**	**xx.xx**	**xx.xx**	**xx.xx**	**xx.xx**	**xx.xx**	**xx.xx**	**xx.xx**

Table 709. Brazil Book Printing & Packaging Services Market Size, by Fulfillment Model, 2017-2040 (USD Million)

Fulfillment Model	2017	2024	2025	2026	2027	2032	2040	CAGR (%)
Consolidated Handoff	xx.xx	xx.xx	xx.xx	xx.xx	xx.xx	xx.xx	xx.xx	xx.xx
Distribution-List Delivery	xx.xx	xx.xx	xx.xx	xx.xx	xx.xx	xx.xx	xx.xx	xx.xx
Order-Level Fulfillment	xx.xx	xx.xx	xx.xx	xx.xx	xx.xx	xx.xx	xx.xx	xx.xx
Total	**xx.xx**	**xx.xx**	**xx.xx**	**xx.xx**	**xx.xx**	**xx.xx**	**xx.xx**	**xx.xx**

Table 710. Brazil Book Printing & Packaging Services Market Size, by Procurement Channel, 2017-2040 (USD Million)

Procurement Channel	2017	2024	2025	2026	2027	2032	2040	CAGR (%)
Direct Provider Contracting	xx.xx	xx.xx	xx.xx	xx.xx	xx.xx	xx.xx	xx.xx	xx.xx
Intermediary-Led Contracting	xx.xx	xx.xx	xx.xx	xx.xx	xx.xx	xx.xx	xx.xx	xx.xx
Total	**xx.xx**	**xx.xx**	**xx.xx**	**xx.xx**	**xx.xx**	**xx.xx**	**xx.xx**	**xx.xx**

Table 711. Brazil Book Printing & Packaging Services Market Size, by Print Run Length, 2017-2040 (USD Million)

Print Run Length	2017	2024	2025	2026	2027	2032	2040	CAGR (%)
Long Runs	xx.xx	xx.xx	xx.xx	xx.xx	xx.xx	xx.xx	xx.xx	xx.xx
Medium Runs	xx.xx	xx.xx	xx.xx	xx.xx	xx.xx	xx.xx	xx.xx	xx.xx
Short Runs	xx.xx	xx.xx	xx.xx	xx.xx	xx.xx	xx.xx	xx.xx	xx.xx
Single-Copy Runs	xx.xx	xx.xx	xx.xx	xx.xx	xx.xx	xx.xx	xx.xx	xx.xx
Total	**xx.xx**	**xx.xx**	**xx.xx**	**xx.xx**	**xx.xx**	**xx.xx**	**xx.xx**	**xx.xx**

Table 712. Brazil Book Printing & Packaging Services Market Size, by Interior Color, 2017-2040 (USD Million)

Interior Color	2017	2024	2025	2026	2027	2032	2040	CAGR (%)
Black-and-White Interiors	xx.xx	xx.xx	xx.xx	xx.xx	xx.xx	xx.xx	xx.xx	xx.xx
Full-Color Interiors	xx.xx	xx.xx	xx.xx	xx.xx	xx.xx	xx.xx	xx.xx	xx.xx
Spot-Color Interiors	xx.xx	xx.xx	xx.xx	xx.xx	xx.xx	xx.xx	xx.xx	xx.xx
Total	**xx.xx**	**xx.xx**	**xx.xx**	**xx.xx**	**xx.xx**	**xx.xx**	**xx.xx**	**xx.xx**

Sources & Evidence

1. European Book Publishing Statistics 2024
   - Evidence informing the 2024 market-value input; displayed series and growth include calculations: European publishers reported approximately EUR xx.xx of net book-sales revenue in 2024. The disclosed ebook and audiobook proportions inform the modeled xx.xx% physical-book revenue proportion; publisher revenue is an input, not printing-service revenue.
   - Evidence informing the 2025 market-value input; displayed series and growth include calculations: The 2024 publisher-revenue and format observations provide the European demand input carried into the 2025 estimate.

2. The Global Publishing Industry in 2022

- Evidence informing the 2024 market-value input; displayed series and growth include calculations: Table xx.xx supplies country-level publishing revenues and identifies differences between retail-value, publisher-revenue, print-only and prior-year observations. Selected non-European country observations are adjusted for physical formats and period before estimating production spending.
- Evidence informing the 2025 market-value input; displayed series and growth include calculations: The selected country observations contribute to the demand pool underlying the 2025 working estimate. Nielsen retail datasets elsewhere in the publication are not used.
- Evidence informing base-year allocation inputs; displayed values and growth are calculated: Primary survey sector differences constrain the education-adjusted hardcover proxy.
- Evidence informing forecast-year allocation inputs; displayed values and growth are calculated: Primary survey sector differences constrain the education-adjusted hardcover proxy.
- Evidence informing base-year allocation inputs; displayed values and growth are calculated: Educational/trade differences qualify extrapolation of U.S. consumer-format revenue.
- Evidence informing forecast-year allocation inputs; displayed values and growth are calculated: Educational/trade differences qualify extrapolation of U.S. consumer-format revenue.
- Evidence informing base-year allocation inputs; displayed values and growth are calculated: USD xx.xx of surveyed children's publishing revenue anchors the modeled specialty demand pool, not supplier receipts.
- Evidence informing forecast-year allocation inputs; displayed values and growth are calculated: USD xx.xx of surveyed children's publishing revenue anchors the modeled specialty demand pool, not supplier receipts.
- Evidence informing base-year allocation inputs; displayed values and growth are calculated: Sector data constrain the commissioning-pool proxy; mechanical incidence remains assumed.
- Evidence informing forecast-year allocation inputs; displayed values and growth are calculated: Sector data constrain the commissioning-pool proxy; mechanical incidence remains assumed.
- Evidence informing base-year allocation inputs; displayed values and growth are calculated: Educational demand supplies a common economic anchor; loose-leaf incidence remains modeled.
- Evidence informing forecast-year allocation inputs; displayed values and growth are calculated: Educational demand supplies a common economic anchor; loose-leaf incidence remains modeled.
- Evidence informing base-year allocation inputs; displayed values and growth are calculated: Sector observations constrain the educational short-book commissioning pool.
- Evidence informing forecast-year allocation inputs; displayed values and growth are calculated: Sector observations constrain the educational short-book commissioning pool.
- Evidence informing base-year allocation inputs; displayed values and growth are calculated: The commissioning-pool anchor supports an explicit sparse-format incidence model.
- Evidence informing forecast-year allocation inputs; displayed values and growth are calculated: The commissioning-pool anchor supports an explicit sparse-format incidence model.
- Evidence informing base-year allocation inputs; displayed values and growth are calculated: Children's demand anchors the accordion working estimate, not observed accordion orders.
- Evidence informing forecast-year allocation inputs; displayed values and growth are calculated: Children's demand anchors the accordion working estimate, not observed accordion orders.
- Evidence informing base-year allocation inputs; displayed values and growth are calculated: Children's demand anchors assumed textile-book order incidence.
- Evidence informing forecast-year allocation inputs; displayed values and growth are calculated: Children's demand anchors assumed textile-book order incidence.
- Evidence informing base-year allocation inputs; displayed values and growth are calculated: Children's demand anchors assumed bath-book order incidence.
- Evidence informing forecast-year allocation inputs; displayed values and growth are calculated: Children's demand anchors assumed bath-book order incidence.
- Evidence informing base-year allocation inputs; displayed values and growth are calculated: Children's demand anchors assumed foam-book order incidence.
- Evidence informing forecast-year allocation inputs; displayed values and growth are calculated: Children's demand anchors assumed foam-book order incidence.
- Evidence informing base-year allocation inputs; displayed values and growth are calculated: The original publishing survey documents country-level trade/education revenue differences used to constrain the modeled physical-publishing mix; it does not directly measure service shares.
- Evidence informing forecast-year allocation inputs; displayed values and growth are calculated: The original publishing survey documents country-level trade/education revenue differences used to constrain the modeled physical-publishing mix; it does not directly measure service shares.

3. 2024 年新闻出版统计公报

- Evidence informing the 2024 market-value input; displayed series and growth include calculations: For 2024, the official table reports xx.xx book copies or sheets and CNY xx.xx of book-publishing revenue. These constrain the demand bridge and historical contraction, rather than directly measuring printing-service sales.
- Evidence informing the 2025 market-value input; displayed series and growth include calculations: The 2024 book-publishing observation supplies the Chinese demand primitive for the 2025 model.
- Evidence informing base-year allocation inputs; displayed values and growth are calculated: Official 2024 output of xx.xx copies/sheets constrains total modeled publisher activity; it does not disclose single-copy production.
- Evidence informing forecast-year allocation inputs; displayed values and growth are calculated: Official 2024 output of xx.xx copies/sheets constrains total modeled publisher activity; it does not disclose single-copy production.
- Evidence informing base-year allocation inputs; displayed values and growth are calculated: Aggregate copies and annual title output constrain the shared activity model, not an observed short-run share.
- Evidence informing forecast-year allocation inputs; displayed values and growth are calculated: Aggregate copies and annual title output constrain the shared activity model, not an observed short-run share.
- Evidence informing base-year allocation inputs; displayed values and growth are calculated: Aggregate production provides a scale check for the medium-run assumption; annual copies per title are not individual batches.
- Evidence informing forecast-year allocation inputs; displayed values and growth are calculated: Aggregate production provides a scale check for the medium-run assumption; annual copies per title are not individual batches.
- Evidence informing base-year allocation inputs; displayed values and growth are calculated: Approximately xx.xx annual copies per title constrain the long-run scenario without proving its batch mix or forecast.
- Evidence informing forecast-year allocation inputs; displayed values and growth are calculated: Approximately xx.xx annual copies per title constrain the long-run scenario without proving its batch mix or forecast.

4. Foreign Exchange Rates - G.5A Annual, January 5, 2026

- Evidence informing the 2024 market-value input; displayed series and growth include calculations: The official 2024 annual-average conversion inputs are USD xx.xx per EUR, CNY xx.xx per USD and CAD xx.xx per USD.
- Evidence informing the 2025 market-value input; displayed series and growth include calculations: The exchange-rate table establishes the conversion basis of the preceding-year demand inputs used in the 2025 estimate; subsequent effective-USD price assumptions are modeled separately.

5. Book publishing industry, 2024 - Statistics Canada
   - Evidence informing the 2024 market-value input; displayed series and growth include calculations: Canadian publishers reported CAD xx.xx of print sales outside the online category and CAD xx.xx of online print sales in 2024. Their sum, rather than total operating revenue, supplies the physical-book demand input.
   - Evidence informing the 2025 market-value input; displayed series and growth include calculations: Reported cost of goods sold of CAD xx.xx, up CAD xx.xx from 2022, supplies a cost-pressure cross-check, not a directly attributable printing-services total.
   - Evidence informing base-year allocation inputs; displayed values and growth are calculated: Canadian online versus other print-sales values constrain parcel exposure, with explicit value-to-unit and geographic limitations.
   - Evidence informing forecast-year allocation inputs; displayed values and growth are calculated: Canadian online versus other print-sales values constrain parcel exposure, with explicit value-to-unit and geographic limitations.
   - Evidence informing base-year allocation inputs; displayed values and growth are calculated: The print-channel value mix supplies a limited parcel-demand proxy, not observed envelope purchases.
   - Evidence informing forecast-year allocation inputs; displayed values and growth are calculated: The print-channel value mix supplies a limited parcel-demand proxy, not observed envelope purchases.
   - Evidence informing base-year allocation inputs; displayed values and growth are calculated: The print-channel value mix supplies a limited parcel-demand proxy, not observed bag purchases.
   - Evidence informing forecast-year allocation inputs; displayed values and growth are calculated: The print-channel value mix supplies a limited parcel-demand proxy, not observed bag purchases.
   - Evidence informing base-year allocation inputs; displayed values and growth are calculated: Modest observed online-print growth qualifies aggressive parcel-related wrapping assumptions.
   - Evidence informing forecast-year allocation inputs; displayed values and growth are calculated: Modest observed online-print growth qualifies aggressive parcel-related wrapping assumptions.
   - Evidence informing base-year allocation inputs; displayed values and growth are calculated: Channel activity constrains the modeled delivery-pack population requiring separate protection.
   - Evidence informing forecast-year allocation inputs; displayed values and growth are calculated: Channel activity constrains the modeled delivery-pack population requiring separate protection.
   - Evidence informing base-year allocation inputs; displayed values and growth are calculated: Channel activity constrains the modeled delivery-pack population requiring closures.
   - Evidence informing forecast-year allocation inputs; displayed values and growth are calculated: Channel activity constrains the modeled delivery-pack population requiring closures.
6. U.S. Census Bureau - Books Printing: Shipments, annual table
   - Evidence informing the 2017 market-value input; displayed series and growth include calculations: U.S. books-printing shipments were USD xx.xx in 2017; this is a national production anchor for the historical model.
   - Evidence informing the 2018 market-value input; displayed series and growth include calculations: U.S. books-printing shipments were USD xx.xx in 2018.
   - Evidence informing the 2019 market-value input; displayed series and growth include calculations: U.S. books-printing shipments were USD xx.xx in 2019.
   - Evidence informing the 2020 market-value input; displayed series and growth include calculations: U.S. books-printing shipments were USD xx.xx in 2020.
   - Evidence informing the 2021 market-value input; displayed series and growth include calculations: U.S. books-printing shipments were USD xx.xx in 2021.
   - Evidence informing the 2022 market-value input; displayed series and growth include calculations: U.S. books-printing shipments were USD xx.xx in 2022.
   - Evidence informing the 2024 market-value input; displayed series and growth include calculations: U.S. books-printing shipments were USD xx.xx in 2024. This national industrial measure is narrower than the composite global service boundary.

7. U.S. Census Bureau - Book Publishers, All Establishments: Revenue, annual table
   - Evidence informing the 2024 market-value input; displayed series and growth include calculations: The Census annual series reports USD xx.xx of U.S. book-publisher revenue for 2024. A modeled xx.xx% physical-book proportion excludes digital and other adjacent receipts.
   - Evidence informing the 2025 market-value input; displayed series and growth include calculations: The 2024 Census observation replaces an older survey-based U.S. revenue bridge in the demand pool underlying 2025.

8. Scholastic Corporation - Form 10-K for the year ended May 31, 2025

- Evidence informing the 2024 market-value input; displayed series and growth include calculations: Scholastic's fiscal 2024 product, service, production and inventory-reserve costs were xx.xx% of revenue; postage, freight, shipping, fulfillment and other costs were xx.xx%. These broad categories constrain, but do not directly establish, eligible outsourced-service spending.
- Evidence informing the 2025 market-value input; displayed series and growth include calculations: The corresponding fiscal 2025 proportions were xx.xx% and xx.xx%. Royalties and prepublication amortization are separately disclosed, allowing their exclusion from the service-market bridge.
- Evidence informing base-year allocation inputs; displayed values and growth are calculated: Fiscal-2025 product, service, production and inventory-reserve costs were xx.xx% of revenue. The broader cost category constrains the manufacturing spending boundary but does not directly disclose printing-service revenue.
- Evidence informing forecast-year allocation inputs; displayed values and growth are calculated: Fiscal-2025 product, service, production and inventory-reserve costs were xx.xx% of revenue. The broader cost category constrains the manufacturing spending boundary but does not directly disclose printing-service revenue.
- Evidence informing base-year allocation inputs; displayed values and growth are calculated: Prepublication amortization is disclosed separately from production costs, supporting exclusion of adjacent amortization rather than equating it with externally purchased prepress.
- Evidence informing forecast-year allocation inputs; displayed values and growth are calculated: Prepublication amortization is disclosed separately from production costs, supporting exclusion of adjacent amortization rather than equating it with externally purchased prepress.
- Evidence informing base-year allocation inputs; displayed values and growth are calculated: Postage, freight, shipping, fulfillment and other costs were xx.xx% of revenue in fiscal 2025 versus xx.xx% in fiscal 2024. This is a broad buyer-cost check, not an eligible outsourced-fulfillment share.
- Evidence informing forecast-year allocation inputs; displayed values and growth are calculated: Postage, freight, shipping, fulfillment and other costs were xx.xx% of revenue in fiscal 2025 versus xx.xx% in fiscal 2024. This is a broad buyer-cost check, not an eligible outsourced-fulfillment share.
- Evidence informing base-year allocation inputs; displayed values and growth are calculated: Outsourced manufacturing coexists with company-operated distribution. Fiscal-2025 production-related costs were xx.xx% of revenue, constraining the inherited spending bridge rather than directly measuring the assumed route fraction.
- Evidence informing forecast-year allocation inputs; displayed values and growth are calculated: Outsourced manufacturing coexists with company-operated distribution. Fiscal-2025 production-related costs were xx.xx% of revenue, constraining the inherited spending bridge rather than directly measuring the assumed route fraction.
- Evidence informing base-year allocation inputs; displayed values and growth are calculated: Book-club revenue was xx.xx% online-ordered and xx.xx% parent-ordered, while products typically went to classrooms. This challenges the use of online sales as a proxy for the external contractor's delivery model.
- Evidence informing forecast-year allocation inputs; displayed values and growth are calculated: Book-club revenue was xx.xx% online-ordered and xx.xx% parent-ordered, while products typically went to classrooms. This challenges the use of online sales as a proxy for the external contractor's delivery model.
- Evidence informing base-year allocation inputs; displayed values and growth are calculated: Direct printer-to-customer fulfillment is a disclosed option. Broader logistics/other costs were xx.xx% of revenue versus xx.xx% previously, providing a cost-boundary check but no global order-level share or service-price growth observation.
- Evidence informing forecast-year allocation inputs; displayed values and growth are calculated: Direct printer-to-customer fulfillment is a disclosed option. Broader logistics/other costs were xx.xx% of revenue versus xx.xx% previously, providing a cost-boundary check but no global order-level share or service-price growth observation.

9. CEWE achieves all targets in 2025 and aims to further increase revenue and earnings in 2026

- Evidence informing the 2025 market-value input; displayed series and growth include calculations: CEWE reported xx.xx CEWE PHOTOBOOK copies in 2025 versus xx.xx in 2024, supporting a positive specialty-book volume assumption without establishing global adoption.
- Evidence informing the 2026 market-value input; displayed series and growth include calculations: Observed 2025 photobook growth informs the specialty-demand assumption for 2026; the market value remains modeled.
- Evidence informing the 2032 market-value input; displayed series and growth include calculations: The observed specialty-book activity is a starting condition for the forecast, not independent proof of continued growth through 2032.
- Evidence informing the 2040 market-value input; displayed series and growth include calculations: The forecast explicitly slows specialty-demand growth after 2032; this source supplies the initial commercial observation, not the long-term growth rate.
- Evidence informing base-year allocation inputs; displayed values and growth are calculated: CEWE reports xx.xx photobooks in 2025 compared with xx.xx in 2024. This independently establishes specialty-book activity underlying the nonpublisher model, without establishing a global expansion factor.
- Evidence informing forecast-year allocation inputs; displayed values and growth are calculated: CEWE reports xx.xx photobooks in 2025 compared with xx.xx in 2024. This independently establishes specialty-book activity underlying the nonpublisher model, without establishing a global expansion factor.
- Evidence informing base-year allocation inputs; displayed values and growth are calculated: Observed photobook activity supports retaining premium specialty commissions in the manufacturing mix; the binding allocation and unchanged future cohort profile remain assumptions.
- Evidence informing forecast-year allocation inputs; displayed values and growth are calculated: Observed photobook activity supports retaining premium specialty commissions in the manufacturing mix; the binding allocation and unchanged future cohort profile remain assumptions.
- Evidence informing base-year allocation inputs; displayed values and growth are calculated: Reported photobook volumes constrain personal-book activity and the nonpublisher starting condition, not hardcover prevalence or future share.
- Evidence informing forecast-year allocation inputs; displayed values and growth are calculated: Reported photobook volumes constrain personal-book activity and the nonpublisher starting condition, not hardcover prevalence or future share.
- Evidence informing base-year allocation inputs; displayed values and growth are calculated: Photobook activity supports the separate personal-book commissioning block; its softcover fraction remains assumed.
- Evidence informing forecast-year allocation inputs; displayed values and growth are calculated: Photobook activity supports the separate personal-book commissioning block; its softcover fraction remains assumed.
- Evidence informing base-year allocation inputs; displayed values and growth are calculated: Reported photobook copies rose from xx.xx to xx.xx; the narrower 2026 target qualifies strong specialty-growth assumptions.
- Evidence informing forecast-year allocation inputs; displayed values and growth are calculated: Reported photobook copies rose from xx.xx to xx.xx; the narrower 2026 target qualifies strong specialty-growth assumptions.
- Evidence informing base-year allocation inputs; displayed values and growth are calculated: Specialty-book activity constrains the presentation-demand scenario but does not measure gift-box attachment.
- Evidence informing forecast-year allocation inputs; displayed values and growth are calculated: Specialty-book activity constrains the presentation-demand scenario but does not measure gift-box attachment.
- Evidence informing base-year allocation inputs; displayed values and growth are calculated: Reports xx.xx CEWE PHOTOBOOK units in 2025 versus xx.xx in 2024, constraining the specialty-book demand budget without establishing a global process split.
- Evidence informing forecast-year allocation inputs; displayed values and growth are calculated: Reports xx.xx CEWE PHOTOBOOK units in 2025 versus xx.xx in 2024, constraining the specialty-book demand budget without establishing a global process split.
- Evidence informing base-year allocation inputs; displayed values and growth are calculated: Observed photobook activity supports the common photographic-demand input; electrophotographic attribution remains an explicit assumption.
- Evidence informing forecast-year allocation inputs; displayed values and growth are calculated: Observed photobook activity supports the common photographic-demand input; electrophotographic attribution remains an explicit assumption.
- Evidence informing base-year allocation inputs; displayed values and growth are calculated: The photobook

10. Paperback Printing Cost - Kindle Direct Publishing

- Evidence informing the 2025 market-value input; displayed series and growth include calculations: The inspected U.S. paperback schedule charges USD xx.xx plus USD xx.xx per page for the specified regular-trim black-ink category. It provides a contemporary commercial price comparison for the assumed USD xx.xx self-publishing production receipt, not an observed historical price or volume.
- Evidence informing the 2026 market-value input; displayed series and growth include calculations: The schedule distinguishes printing charges from royalties and retail list prices, supporting the production-receipt boundary used in the estimate.
- Evidence informing base-year allocation inputs; displayed values and growth are calculated: The current U.S. regular-trim black-ink schedule uses USD xx.xx plus USD xx.xx per page for the relevant page band, yielding the USD xx.xx representative manufacturing comparator. It anchors relative weights, not an observed global 2025 price or future share.
- Evidence informing forecast-year allocation inputs; displayed values and growth are calculated: The current U.S. regular-trim black-ink schedule uses USD xx.xx plus USD xx.xx per page for the relevant page band, yielding the USD xx.xx representative manufacturing comparator. It anchors relative weights, not an observed global 2025 price or future share.
- Evidence informing base-year allocation inputs; displayed values and growth are calculated: The paperback manufacturing comparator supplies the baseline from which the modeled binding component and hardcover increment are separated.
- Evidence informing forecast-year allocation inputs; displayed values and growth are calculated: The paperback manufacturing comparator supplies the baseline from which the modeled binding component and hardcover increment are separated.
- Evidence informing base-year allocation inputs; displayed values and growth are calculated: The separately identified paperback printing charge constrains the self-publishing production-receipt model and its distinction from retail proceeds.
- Evidence informing forecast-year allocation inputs; displayed values and growth are calculated: The separately identified paperback printing charge constrains the self-publishing production-receipt model and its distinction from retail proceeds.
- Evidence informing base-year allocation inputs; displayed values and growth are calculated: The inspected U.S. regular-trim black-ink schedule charges USD xx.xx plus USD xx.xx per page. It is a contemporary production-charge comparison for the modeled USD xx.xx receipt, not an observed historical Global average.
- Evidence informing forecast-year allocation inputs; displayed values and growth are calculated: The inspected U.S. regular-trim black-ink schedule charges USD xx.xx plus USD xx.xx per page. It is a contemporary production-charge comparison for the modeled USD xx.xx receipt, not an observed historical Global average.
- Evidence informing base-year allocation inputs; displayed values and growth are calculated: The relevant current U.S. paperback printing schedule is USD xx.xx plus USD xx.xx per page, giving USD xx.xx at xx.xx pages. This is a commercial price comparison for creator-production receipts, not proof of 2025 realization, volume or fulfillment mix.
- Evidence informing forecast-year allocation inputs; displayed values and growth are calculated: The relevant current U.S. paperback printing schedule is USD xx.xx plus USD xx.xx per page, giving USD xx.xx at xx.xx pages. This is a commercial price comparison for creator-production receipts, not proof of 2025 realization, volume or fulfillment mix.
- Evidence informing base-year allocation inputs; displayed values and growth are calculated: The current U.S. regular-trim black-ink schedule of USD xx.xx plus USD xx.xx per page gives USD xx.xx at xx.xx pages, a magnitude check for modeled single-copy receipts. It establishes neither global volume nor historical or forecast share.
- Evidence informing forecast-year allocation inputs; displayed values and growth are calculated: The current U.S. regular-trim black-ink schedule of USD xx.xx plus USD xx.xx per page gives USD xx.xx at xx.xx pages, a magnitude check for modeled single-copy receipts. It establishes neither global volume nor historical or forecast share.
- Evidence informing base-year allocation inputs; displayed values and growth are calculated: The current U.S. regular-trim black-ink schedule charges USD xx.xx plus USD xx.xx per page, yielding USD xx.xx for xx.xx pages. This is a contemporary price comparator, not a historical global average. ([kdp.amazon.com](https://kdp.amazon.com/en_US/help/topic/G201834340))
- Evidence informing forecast-year allocation inputs; displayed values and growth are calculated: The current U.S. regular-trim black-ink schedule charges USD xx.xx plus USD xx.xx per page, yielding USD xx.xx for xx.xx pages. This is a contemporary price comparator, not a historical global average. ([kdp.amazon.com](https://kdp.amazon.com/en_US/help/topic/G201834340))
- Evidence informing base-year allocation inputs; displayed values and growth are calculated: The comparable standard and premium color charges calculate to USD xx.xx and USD xx.xx. They constrain relative

11. European Book Publishing Statistics 2017

- Evidence informing the 2017 market-value input; displayed series and growth include calculations: The association's primary survey reports approximately EUR xx.xx of European net publisher revenue for 2017, constraining the pre-pandemic demand level.

12. European Book Publishing Statistics 2019

- Evidence informing the 2018 market-value input; displayed series and growth include calculations: The association reports approximately EUR xx.xx of publisher revenue for 2018.
- Evidence informing the 2019 market-value input; displayed series and growth include calculations: The association reports approximately EUR xx.xx for 2019 and identifies a questionnaire change that limits exact comparability with earlier observations.

13. 2021 年新闻出版产业分析报告

- Evidence informing the 2020 market-value input; displayed series and growth include calculations: The official report's 2021 comparison identifies a substantial rebound from 2020, constraining the pandemic-recovery bridge.
- Evidence informing the 2021 market-value input; displayed series and growth include calculations: China reported xx.xx book copies or sheets in 2021, up xx.xx%; the report also distinguishes textbook output and reprints.
- Evidence informing base-year allocation inputs; displayed values and growth are calculated: China's official 2021 textbook share was xx.xx% of book copies. It supplies an older educational-activity proxy, not a monochrome share. ([nppa.gov.cn](https://www.nppa.gov.cn/xxgk/fdzdgknr/tjxx/xx.xx/P020230530667517704140.pdf))
- Evidence informing forecast-year allocation inputs; displayed values and growth are calculated: China's official 2021 textbook share was xx.xx% of book copies. It supplies an older educational-activity proxy, not a monochrome share. ([nppa.gov.cn](https://www.nppa.gov.cn/xxgk/fdzdgknr/tjxx/xx.xx/P020230530667517704140.pdf))
- Evidence informing base-year allocation inputs; displayed values and growth are calculated: The textbook copy proportion constrains educational exposure; comparable monetary intensity and spot-color incidence are modeled separately. ([nppa.gov.cn](https://www.nppa.gov.cn/xxgk/fdzdgknr/tjxx/xx.xx/P020230530667517704140.pdf))
- Evidence informing forecast-year allocation inputs; displayed values and growth are calculated: The textbook copy proportion constrains educational exposure; comparable monetary intensity and spot-color incidence are modeled separately. ([nppa.gov.cn](https://www.nppa.gov.cn/xxgk/fdzdgknr/tjxx/xx.xx/P020230530667517704140.pdf))
- Evidence informing base-year allocation inputs; displayed values and growth are calculated: The educational-activity observation contributes to the shared demand proxy carried into the full-color base and forecast models; no color split is reported. ([nppa.gov.cn](https://www.nppa.gov.cn/xxgk/fdzdgknr/tjxx/xx.xx/P020230530667517704140.pdf))
- Evidence informing forecast-year allocation inputs; displayed values and growth are calculated: The educational-activity observation contributes to the shared demand proxy carried into the full-color base and forecast models; no color split is reported. ([nppa.gov.cn](https://www.nppa.gov.cn/xxgk/fdzdgknr/tjxx/xx.xx/P020230530667517704140.pdf))

14. European Book Publishing Statistics 2023

- Evidence informing the 2022 market-value input; displayed series and growth include calculations: European net publisher revenue was approximately EUR xx.xx in 2022; the association describes paper-cost pressure and price-led growth.

15. Global Connect - Ingram Content Group

- Evidence informing base-year allocation inputs; displayed values and growth are calculated: Agreement-dependent network access does not quantify Brazilian commissions or guarantee institutional awards. ([resources.ingramcontent.com](https://resources.ingramcontent.com/publishers/global-connect))
- Evidence informing forecast-year allocation inputs; displayed values and growth are calculated: Agreement-dependent network access does not quantify Brazilian commissions or guarantee institutional awards. ([resources.ingramcontent.com](https://resources.ingramcontent.com/publishers/global-connect))

16. Hardcover Printing Cost - Kindle Direct Publishing
    - Evidence informing base-year allocation inputs; displayed values and growth are calculated: The current U.S. regular-trim hardcover schedule uses USD xx.xx plus USD xx.xx per page in the relevant band. Comparison with paperback charges constrains the premium-equivalent manufacturing model.
    - Evidence informing forecast-year allocation inputs; displayed values and growth are calculated: The current U.S. regular-trim hardcover schedule uses USD xx.xx plus USD xx.xx per page in the relevant band. Comparison with paperback charges constrains the premium-equivalent manufacturing model.
    - Evidence informing base-year allocation inputs; displayed values and growth are calculated: The USD xx.xx fixed-charge difference supplies the POD premium input; the xx.xx% commercial-run realization and premium incidence are explicitly modeled rather than disclosed.
    - Evidence informing forecast-year allocation inputs; displayed values and growth are calculated: The USD xx.xx fixed-charge difference supplies the POD premium input; the xx.xx% commercial-run realization and premium incidence are explicitly modeled rather than disclosed.
17. User Fees - University of Wisconsin-Milwaukee Print & Copy Services
    - Evidence informing base-year allocation inputs; displayed values and growth are calculated: The university service schedule separately prices preflight/prepress preparation at USD xx.xx per hour, establishing a paid preparation activity rather than an automatic component of every printing-platform purchase.
    - Evidence informing forecast-year allocation inputs; displayed values and growth are calculated: The university service schedule separately prices preflight/prepress preparation at USD xx.xx per hour, establishing a paid preparation activity rather than an automatic component of every printing-platform purchase.
    - Evidence informing base-year allocation inputs; displayed values and growth are calculated: Perfect binding is listed at USD xx.xx-xx.xx per book. The lower endpoint is the model's basic-binding comparator, not a measured worldwide realization.
    - Evidence informing forecast-year allocation inputs; displayed values and growth are calculated: Perfect binding is listed at USD xx.xx-xx.xx per book. The lower endpoint is the model's basic-binding comparator, not a measured worldwide realization.

18. How Much Does It Cost to Print a Book? - QinPrinting
    - Evidence informing base-year allocation inputs; displayed values and growth are calculated: The supplier's delivered xx.xx-page, xx.xx-copy color-book examples list USD xx.xx for softcover and USD xx.xx for hardcover. They provide a commercial-run countercheck, with delivery and product differences preventing direct substitution.
    - Evidence informing forecast-year allocation inputs; displayed values and growth are calculated: The supplier's delivered xx.xx-page, xx.xx-copy color-book examples list USD xx.xx for softcover and USD xx.xx for hardcover. They provide a commercial-run countercheck, with delivery and product differences preventing direct substitution.
    - Evidence informing base-year allocation inputs; displayed values and growth are calculated: The smaller hardcover premium in this offset example qualifies extrapolation of the full POD hardcover increment into binding revenue.
    - Evidence informing forecast-year allocation inputs; displayed values and growth are calculated: The smaller hardcover premium in this offset example qualifies extrapolation of the full POD hardcover increment into binding revenue.
    - Evidence informing base-year allocation inputs; displayed values and growth are calculated: Comparable hardcover and softcover quotations constrain the assumed relative manufacturing realization after scope adjustments.
    - Evidence informing forecast-year allocation inputs; displayed values and growth are calculated: Comparable hardcover and softcover quotations constrain the assumed relative manufacturing realization after scope adjustments.
    - Evidence informing base-year allocation inputs; displayed values and growth are calculated: Softcover prices provide a commercial comparison, not a historical global average.
    - Evidence informing forecast-year allocation inputs; displayed values and growth are calculated: Softcover prices provide a commercial comparison, not a historical global average.
    - Evidence informing base-year allocation inputs; displayed values and growth are calculated: Board-book quotations constrain the assumed production receipt; delivery and duties require adjustment.
    - Evidence informing forecast-year allocation inputs; displayed values and growth are calculated: Board-book quotations constrain the assumed production receipt; delivery and duties require adjustment.
    - Evidence informing base-year allocation inputs; displayed values and growth are calculated: Mechanical-binding quotations constrain the unit-receipt assumption, not incidence.
    - Evidence informing forecast-year allocation inputs; displayed values and growth are calculated: Mechanical-binding quotations constrain the unit-receipt assumption, not incidence.
    - Evidence informing base-year allocation inputs; displayed values and growth are calculated: Short-booklet quotations constrain the lower realization used for eligible saddle-stitched books.
    - Evidence informing forecast-year allocation inputs; displayed values and growth are calculated: Short-booklet quotations constrain the lower realization used for eligible saddle-stitched books.
19. Book Wrap Mailers / Book Boxes - Packaging ONE
    - Evidence informing base-year allocation inputs; displayed values and growth are calculated: The manufacturer lists MP2 book mailers at GBP xx.xx each for xx.xx packs of xx.xx excluding VAT. The converted unit price supplies the packaging-creation value proxy, not a global average or a historical quote.
    - Evidence informing forecast-year allocation inputs; displayed values and growth are calculated: The manufacturer lists MP2 book mailers at GBP xx.xx each for xx.xx packs of xx.xx excluding VAT. The converted unit price supplies the packaging-creation value proxy, not a global average or a historical quote.
    - Evidence informing base-year allocation inputs; displayed values and growth are calculated: The enclosure price forms the other side of the creation-versus-packing ratio. One comparable enclosure per packing unit is an explicit activity-matching assumption.
    - Evidence informing forecast-year allocation inputs; displayed values and growth are calculated: The enclosure price forms the other side of the creation-versus-packing ratio. One comparable enclosure per packing unit is an explicit activity-matching assumption.

20. Foreign Exchange Rates - G.5A Annual, January 5, 2026
    - Evidence informing base-year allocation inputs; displayed values and growth are calculated: The official 2025 annual average is USD xx.xx per GBP. It converts the GBP packaging comparator into the common monetary basis used in the starting allocation.
    - Evidence informing forecast-year allocation inputs; displayed values and growth are calculated: The official 2025 annual average is USD xx.xx per GBP. It converts the GBP packaging comparator into the common monetary basis used in the starting allocation.
    - Evidence informing base-year allocation inputs; displayed values and growth are calculated: The same conversion supports the common-currency packaging/packing denominator inherited by the forecast; no 2032 exchange rate is asserted.
    - Evidence informing forecast-year allocation inputs; displayed values and growth are calculated: The same conversion supports the common-currency packaging/packing denominator inherited by the forecast; no 2032 exchange rate is asserted.
21. Optional Book Publishing Services - InstantPublisher
    - Evidence informing base-year allocation inputs; displayed values and growth are calculated: The provider lists layout/typesetting at USD xx.xx per page with a USD xx.xx minimum. This supports the preparation-spending feasibility check, with purchase incidence and copies per job remaining assumptions.
    - Evidence informing forecast-year allocation inputs; displayed values and growth are calculated: The provider lists layout/typesetting at USD xx.xx per page with a USD xx.xx minimum. This supports the preparation-spending feasibility check, with purchase incidence and copies per job remaining assumptions.
    - Evidence informing base-year allocation inputs; displayed values and growth are calculated: Individual shrink-wrapping is listed at USD xx.xx each plus USD xx.xx setup. Amortizing setup over an assumed xx.xx copies gives the USD xx.xx packing comparator.
    - Evidence informing forecast-year allocation inputs; displayed values and growth are calculated: Individual shrink-wrapping is listed at USD xx.xx each plus USD xx.xx setup. Amortizing setup over an assumed xx.xx copies gives the USD xx.xx packing comparator.
22. How Does Merchant Pricing Work for Ecommerce Stores? - Lulu Direct
    - Evidence informing base-year allocation inputs; displayed values and growth are calculated: The September 2026 merchant-pricing explanation identifies a USD xx.xx fulfillment fee and separates merchant retail receipts from payments for supplier production, shipping and taxes. The fee is a contemporary feasibility comparator, not verified 2025 penetration or a future charge.
    - Evidence informing forecast-year allocation inputs; displayed values and growth are calculated: The September 2026 merchant-pricing explanation identifies a USD xx.xx fulfillment fee and separates merchant retail receipts from payments for supplier production, shipping and taxes. The fee is a contemporary feasibility comparator, not verified 2025 penetration or a future charge.
    - Evidence informing base-year allocation inputs; displayed values and growth are calculated: Merchant retail receipts are separate from payments for printing and fulfillment. The current page lists a USD xx.xx fulfillment fee, with shipping and taxes separately calculated. This supports the service-value boundary, not a historical average fee or global order volume.
    - Evidence informing forecast-year allocation inputs; displayed values and growth are calculated: Merchant retail receipts are separate from payments for printing and fulfillment. The current page lists a USD xx.xx fulfillment fee, with shipping and taxes separately calculated. This supports the service-value boundary, not a historical average fee or global order volume.
    - Evidence informing base-year allocation inputs; displayed values and growth are calculated: Lulu identifies separate retail and production/fulfillment transactions and a USD xx.xx fulfillment fee. This supports excluding merchant retail margins from production-service value and avoiding automatic procurement-channel classification from the storefront.
    - Evidence informing forecast-year allocation inputs; displayed values and growth are calculated: Lulu identifies separate retail and production/fulfillment transactions and a USD xx.xx fulfillment fee. This supports excluding merchant retail margins from production-service value and avoiding automatic procurement-channel classification from the storefront.

23. AAP December 2025 StatShot Report

- Evidence informing base-year allocation inputs; displayed values and growth are calculated: The primary monthly reporting panel's full-year 2025 trade figures show paperback revenue down xx.xx%. This qualifies broad physical-book growth assumptions and supplies directional mix evidence only.
- Evidence informing forecast-year allocation inputs; displayed values and growth are calculated: The primary monthly reporting panel's full-year 2025 trade figures show paperback revenue down xx.xx%. This qualifies broad physical-book growth assumptions and supplies directional mix evidence only.
- Evidence informing base-year allocation inputs; displayed values and growth are calculated: The same approximately xx.xx-publisher panel shows hardcover revenue up xx.xx%. It supports a modest premium-mix hypothesis but neither measures global binding spending nor proves the forecast.
- Evidence informing forecast-year allocation inputs; displayed values and growth are calculated: The same approximately xx.xx-publisher panel shows hardcover revenue up xx.xx%. It supports a modest premium-mix hypothesis but neither measures global binding spending nor proves the forecast.
- Evidence informing base-year allocation inputs; displayed values and growth are calculated: Direct-participant 2025 hardback revenue of approximately USD xx.xx anchors the adjusted conventional-format model; it is not printing revenue or a global share.
- Evidence informing forecast-year allocation inputs; displayed values and growth are calculated: Direct-participant 2025 hardback revenue of approximately USD xx.xx anchors the adjusted conventional-format model; it is not printing revenue or a global share.
- Evidence informing base-year allocation inputs; displayed values and growth are calculated: Reported paperback revenue of approximately USD xx.xx plus USD xx.xx mass-market revenue supplies the comparison input. Reported annual movements qualify the forecast starting mix, not its future persistence.
- Evidence informing forecast-year allocation inputs; displayed values and growth are calculated: Reported paperback revenue of approximately USD xx.xx plus USD xx.xx mass-market revenue supplies the comparison input. Reported annual movements qualify the forecast starting mix, not its future persistence.
- Evidence informing base-year allocation inputs; displayed values and growth are calculated: Direct publisher-sample religious and trade physical-format receipts provide a category-intensity proxy, subject to explicit geographic and coverage adjustments.
- Evidence informing forecast-year allocation inputs; displayed values and growth are calculated: Direct publisher-sample religious and trade physical-format receipts provide a category-intensity proxy, subject to explicit geographic and coverage adjustments.
- Evidence informing base-year allocation inputs; displayed values and growth are calculated: Reported professional-book receipts and their 2025 decline challenge assumptions of automatic growth from recurring reference relationships.
- Evidence informing forecast-year allocation inputs; displayed values and growth are calculated: Reported professional-book receipts and their 2025 decline challenge assumptions of automatic growth from recurring reference relationships.

24. Print and Associated Services Framework - Lot 1 Buyer Guide: Framework Objectives
    - Evidence informing base-year allocation inputs; displayed values and growth are calculated: The public purchasing framework separately specifies production-management advice. It establishes a purchased responsibility but not a global fee rate or permission to count subcontract pass-through as retained revenue.
    - Evidence informing forecast-year allocation inputs; displayed values and growth are calculated: The public purchasing framework separately specifies production-management advice. It establishes a purchased responsibility but not a global fee rate or permission to count subcontract pass-through as retained revenue.
    - Evidence informing base-year allocation inputs; displayed values and growth are calculated: The framework also specifies finished-goods stock holding and call-off, with required holding costs included in the print-job price. This supports allocating embedded production-linked fulfillment rather than restricting the category to standalone invoices.
    - Evidence informing forecast-year allocation inputs; displayed values and growth are calculated: The framework also specifies finished-goods stock holding and call-off, with required holding costs included in the print-job price. This supports allocating embedded production-linked fulfillment rather than restricting the category to standalone invoices.
    - Evidence informing base-year allocation inputs; displayed values and growth are calculated: Finished goods may be held for call-off, with storage included in the print job where required. This supports consolidated releases as a production-linked arrangement without assuming every release is an individual order.
    - Evidence informing forecast-year allocation inputs; displayed values and growth are calculated: Finished goods may be held for call-off, with storage included in the print job where required. This supports consolidated releases as a production-linked arrangement without assuming every release is an individual order.
    - Evidence informing base-year allocation inputs; displayed values and growth are calculated: Contractors maintain designated distribution lists, deliver to nominated addresses and receive job-specific copy allocations, supporting the modeled list-delivery category.
    - Evidence informing forecast-year allocation inputs; displayed values and growth are calculated: Contractors maintain designated distribution lists, deliver to nominated addresses and receive job-specific copy allocations, supporting the modeled list-delivery category.
    - Evidence informing base-year allocation inputs; displayed values and growth are calculated: The coexistence of stock holding, call-off and distribution-list obligations supports separating production trigger from fulfillment responsibility; call-off alone does not establish transaction-level fulfillment.
    - Evidence informing forecast-year allocation inputs; displayed values and growth are calculated: The coexistence of stock holding, call-off and distribution-list obligations supports separating production trigger from fulfillment responsibility; call-off alone does not establish transaction-level fulfillment.

25. Frequently Asked Questions - IngramSpark
    - Evidence informing base-year allocation inputs; displayed values and growth are calculated: IngramSpark states that it does not provide editing, typesetting or design services. This counterexample prevents treating all platform manufacturing commissions as purchases of professional preparation services.
    - Evidence informing forecast-year allocation inputs; displayed values and growth are calculated: IngramSpark states that it does not provide editing, typesetting or design services. This counterexample prevents treating all platform manufacturing commissions as purchases of professional preparation services.
    - Evidence informing base-year allocation inputs; displayed values and growth are calculated: The provider permits nonexclusive sourcing when the customer owns its ISBN and does not offer editing, typesetting or design. These terms constrain the author service boundary, not adoption or revenue growth.
    - Evidence informing forecast-year allocation inputs; displayed values and growth are calculated: The provider permits nonexclusive sourcing when the customer owns its ISBN and does not offer editing, typesetting or design. These terms constrain the author service boundary, not adoption or revenue growth.
    - Evidence informing base-year allocation inputs; displayed values and growth are calculated: IngramSpark permits nonexclusive use of other printers, distributors and fulfillment providers when publishers own their ISBN. This establishes an alternative-sourcing option, not observed switching or a numerical channel allocation.
    - Evidence informing forecast-year allocation inputs; displayed values and growth are calculated: IngramSpark permits nonexclusive use of other printers, distributors and fulfillment providers when publishers own their ISBN. This establishes an alternative-sourcing option, not observed switching or a numerical channel allocation.
26. Packaging Printing & Production - Imago Group
    - Evidence informing base-year allocation inputs; displayed values and growth are calculated: The supplier identifies book slipcases, clamshell cases, tray-and-lid constructions and multicomponent publisher packaging. This supports the enclosure-production boundary and the limitation of a simple mailer-price proxy; it does not supply sales weights.
    - Evidence informing forecast-year allocation inputs; displayed values and growth are calculated: The supplier identifies book slipcases, clamshell cases, tray-and-lid constructions and multicomponent publisher packaging. This supports the enclosure-production boundary and the limitation of a simple mailer-price proxy; it does not supply sales weights.
27. Services - Bridgeport National Bindery
    - Evidence informing base-year allocation inputs; displayed values and growth are calculated: The short-run book-production portfolio separately lists shrink-wrapping and set packing. It establishes commercial packing activity distinct from enclosure manufacture and binding, without measuring its revenue.
    - Evidence informing forecast-year allocation inputs; displayed values and growth are calculated: The short-run book-production portfolio separately lists shrink-wrapping and set packing. It establishes commercial packing activity distinct from enclosure manufacture and binding, without measuring its revenue.
28. Terms and Conditions - CPI Print Germany
    - Evidence informing base-year allocation inputs; displayed values and growth are calculated: Published terms distinguish ex-works production prices from packaging, freight and postage and reserve specified input-cost adjustment rights. They support comparable-scope valuation but do not establish realized inflation.
    - Evidence informing forecast-year allocation inputs; displayed values and growth are calculated: Published terms distinguish ex-works production prices from packaging, freight and postage and reserve specified input-cost adjustment rights. They support comparable-scope valuation but do not establish realized inflation.
    - Evidence informing base-year allocation inputs; displayed values and growth are calculated: Separate treatment of forwarding and storage responsibilities supports the eligible production-linked service boundary; contractual rights do not prove the assumed future fee-growth rate.
    - Evidence informing forecast-year allocation inputs; displayed values and growth are calculated: Separate treatment of forwarding and storage responsibilities supports the eligible production-linked service boundary; contractual rights do not prove the assumed future fee-growth rate.

29. ONIX Codelists Issue 75 - List 150: Product Form
    - Evidence informing base-year allocation inputs; displayed values and growth are calculated: BB identifies hardback/cased books.
    - Evidence informing forecast-year allocation inputs; displayed values and growth are calculated: BB identifies hardback/cased books.
    - Evidence informing base-year allocation inputs; displayed values and growth are calculated: BC identifies paperback/softback books.
    - Evidence informing forecast-year allocation inputs; displayed values and growth are calculated: BC identifies paperback/softback books.
    - Evidence informing base-year allocation inputs; displayed values and growth are calculated: BH distinguishes board-page books from conventional books with rigid covers.
    - Evidence informing forecast-year allocation inputs; displayed values and growth are calculated: BH distinguishes board-page books from conventional books with rigid covers.
    - Evidence informing base-year allocation inputs; displayed values and growth are calculated: BE groups spiral, comb and coil forms.
    - Evidence informing forecast-year allocation inputs; displayed values and growth are calculated: BE groups spiral, comb and coil forms.
    - Evidence informing base-year allocation inputs; displayed values and growth are calculated: BD identifies loose-leaf books.
    - Evidence informing forecast-year allocation inputs; displayed values and growth are calculated: BD identifies loose-leaf books.
    - Evidence informing base-year allocation inputs; displayed values and growth are calculated: BF includes stapled short books; nonbook uses are excluded from the model.
    - Evidence informing forecast-year allocation inputs; displayed values and growth are calculated: BF includes stapled short books; nonbook uses are excluded from the model.
    - Evidence informing base-year allocation inputs; displayed values and growth are calculated: BL recognizes slide-bound books without measuring current sales.
    - Evidence informing forecast-year allocation inputs; displayed values and growth are calculated: BL recognizes slide-bound books without measuring current sales.
    - Evidence informing base-year allocation inputs; displayed values and growth are calculated: BO recognizes continuous concertina-fold books; nonbook charts are excluded.
    - Evidence informing forecast-year allocation inputs; displayed values and growth are calculated: BO recognizes continuous concertina-fold books; nonbook charts are excluded.
    - Evidence informing base-year allocation inputs; displayed values and growth are calculated: BI identifies textile-page books, not cloth-covered paper books.
    - Evidence informing forecast-year allocation inputs; displayed values and growth are calculated: BI identifies textile-page books, not cloth-covered paper books.
    - Evidence informing base-year allocation inputs; displayed values and growth are calculated: BJ identifies waterproof bath-book forms.
    - Evidence informing forecast-year allocation inputs; displayed values and growth are calculated: BJ identifies waterproof bath-book forms.
    - Evidence informing base-year allocation inputs; displayed values and growth are calculated: BP identifies foam-page and foam-cover books.
    - Evidence informing forecast-year allocation inputs; displayed values and growth are calculated: BP identifies foam-page and foam-cover books.

30. Thomson Reuters - Fourth-Quarter and Full-Year 2025 Results
    - Evidence informing base-year allocation inputs; displayed values and growth are calculated: Global Print revenue and contraction constrain professional-print scale and substitution direction; content receipts are not treated as loose-leaf service revenue.
    - Evidence informing forecast-year allocation inputs; displayed values and growth are calculated: Global Print revenue and contraction constrain professional-print scale and substitution direction; content receipts are not treated as loose-leaf service revenue.
31. Lulu - Discontinuing Saddle Stitch in Global Distribution
    - Evidence informing base-year allocation inputs; displayed values and growth are calculated: Provider-specific wholesale distribution restrictions establish a channel constraint, not a global sales weight or measured forecast decline.
    - Evidence informing forecast-year allocation inputs; displayed values and growth are calculated: Provider-specific wholesale distribution restrictions establish a channel constraint, not a global sales weight or measured forecast decline.
32. MAGACOPY Sofia - Copying and Printing Prices
    - Evidence informing base-year allocation inputs; displayed values and growth are calculated: A current EUR xx.xx binding-only charge establishes a live commercial service and a price-scope comparison; full-book USD receipts and incidence remain assumed.
    - Evidence informing forecast-year allocation inputs; displayed values and growth are calculated: A current EUR xx.xx binding-only charge establishes a live commercial service and a price-scope comparison; full-book USD receipts and incidence remain assumed.
33. Imago Group - Spotlight on Children's Books for National Young Readers Week
    - Evidence informing base-year allocation inputs; displayed values and growth are calculated: The company's children's portfolio supports board-book commercial classification, not order volumes.
    - Evidence informing forecast-year allocation inputs; displayed values and growth are calculated: The company's children's portfolio supports board-book commercial classification, not order volumes.
    - Evidence informing base-year allocation inputs; displayed values and growth are calculated: Cloth-book offerings support the textile-page category premise, not its modeled incidence.
    - Evidence informing forecast-year allocation inputs; displayed values and growth are calculated: Cloth-book offerings support the textile-page category premise, not its modeled incidence.
    - Evidence informing base-year allocation inputs; displayed values and growth are calculated: Bath-book offerings support a separate commercial category; sales and service receipts are undisclosed.
    - Evidence informing forecast-year allocation inputs; displayed values and growth are calculated: Bath-book offerings support a separate commercial category; sales and service receipts are undisclosed.
34. Pegasus - My First Book of Shapes: EVA Foam Book
    - Evidence informing base-year allocation inputs; displayed values and growth are calculated: The dated 2025 product identifies foam pages and supports commercial-status and classification checks, not global volume or supplier realization.
    - Evidence informing forecast-year allocation inputs; displayed values and growth are calculated: The dated 2025 product identifies foam pages and supports commercial-status and classification checks, not global volume or supplier realization.

35. U.S. Consumer Product Safety Commission - Children's Books
    - Evidence informing base-year allocation inputs; displayed values and growth are calculated: Product classification and intended audience affect commercial compliance accountability; no numerical surcharge is inferred.
    - Evidence informing forecast-year allocation inputs; displayed values and growth are calculated: Product classification and intended audience affect commercial compliance accountability; no numerical surcharge is inferred.
    - Evidence informing base-year allocation inputs; displayed values and growth are calculated: The exemption boundary supports separate classification rather than assumed conventional-book treatment.
    - Evidence informing forecast-year allocation inputs; displayed values and growth are calculated: The exemption boundary supports separate classification rather than assumed conventional-book treatment.
    - Evidence informing base-year allocation inputs; displayed values and growth are calculated: Compliance classification is retained as an uncertainty, not an exclusion or measured price premium.
    - Evidence informing forecast-year allocation inputs; displayed values and growth are calculated: Compliance classification is retained as an uncertainty, not an exclusion or measured price premium.
    - Evidence informing base-year allocation inputs; displayed values and growth are calculated: Specialty construction does not itself establish ordinary-book exemption eligibility or market inactivity.
    - Evidence informing forecast-year allocation inputs; displayed values and growth are calculated: Specialty construction does not itself establish ordinary-book exemption eligibility or market inactivity.
36. Puget Bindery - Services
    - Evidence informing base-year allocation inputs; displayed values and growth are calculated: The provider identifies training manuals and reference guides as mechanical-binding applications, supporting the commissioning premise without measuring sales incidence.
    - Evidence informing forecast-year allocation inputs; displayed values and growth are calculated: The provider identifies training manuals and reference guides as mechanical-binding applications, supporting the commissioning premise without measuring sales incidence.
    - Evidence informing base-year allocation inputs; displayed values and growth are calculated: Lists commercial letterpress book plates and specialty inserts, supporting a component-service model rather than attribution of the entire book price.
    - Evidence informing forecast-year allocation inputs; displayed values and growth are calculated: Lists commercial letterpress book plates and specialty inserts, supporting a component-service model rather than attribution of the entire book price.
    - Evidence informing base-year allocation inputs; displayed values and growth are calculated: The bindery identifies commercial printers, publishers and corporate print buyers as customers and excludes direct-to-consumer sales. This supports trade-purchasing attribution but supplies no sales percentage.
    - Evidence informing forecast-year allocation inputs; displayed values and growth are calculated: The bindery identifies commercial printers, publishers and corporate print buyers as customers and excludes direct-to-consumer sales. This supports trade-purchasing attribution but supplies no sales percentage.

37. ONIX Codelists Issue 75 - List 80: Product Packaging Type
    - Evidence informing base-year allocation inputs; displayed values and growth are calculated: Separates single-item and multivolume slipcases; supplies classification, not sales weights.
    - Evidence informing forecast-year allocation inputs; displayed values and growth are calculated: Separates single-item and multivolume slipcases; supplies classification, not sales weights.
    - Evidence informing base-year allocation inputs; displayed values and growth are calculated: Distinguishes lidded boxes from slipcase-style boxed sets.
    - Evidence informing forecast-year allocation inputs; displayed values and growth are calculated: Distinguishes lidded boxes from slipcase-style boxed sets.
    - Evidence informing base-year allocation inputs; displayed values and growth are calculated: Open-ended wraparound sleeves are distinct from enclosed wrapping.
    - Evidence informing forecast-year allocation inputs; displayed values and growth are calculated: Open-ended wraparound sleeves are distinct from enclosed wrapping.
    - Evidence informing base-year allocation inputs; displayed values and growth are calculated: Recognizes envelope-like slip-sleeves and wallets or folders.
    - Evidence informing forecast-year allocation inputs; displayed values and growth are calculated: Recognizes envelope-like slip-sleeves and wallets or folders.
    - Evidence informing base-year allocation inputs; displayed values and growth are calculated: Recognizes pouch and bag packaging independently.
    - Evidence informing forecast-year allocation inputs; displayed values and growth are calculated: Recognizes pouch and bag packaging independently.
    - Evidence informing base-year allocation inputs; displayed values and growth are calculated: Separately recognizes shrink-wrapped products and bundles.
    - Evidence informing forecast-year allocation inputs; displayed values and growth are calculated: Separately recognizes shrink-wrapped products and bundles.
    - Evidence informing base-year allocation inputs; displayed values and growth are calculated: Defines formed-plastic clamshells and card-backed blister packaging as distinct constructions.
    - Evidence informing forecast-year allocation inputs; displayed values and growth are calculated: Defines formed-plastic clamshells and card-backed blister packaging as distinct constructions.
    - Evidence informing base-year allocation inputs; displayed values and growth are calculated: Explicitly recognizes book browse-prevention closures.
    - Evidence informing forecast-year allocation inputs; displayed values and growth are calculated: Explicitly recognizes book browse-prevention closures.

38. U.S. Government Publishing Office - Program 827-S: Federal Aviation Administration Books, Contract Pricing and Specifications

- Evidence informing base-year allocation inputs; displayed values and growth are calculated: Historical evaluation quantities provide a container-heavy institutional purchasing counterexample, not global shipment shares.
- Evidence informing forecast-year allocation inputs; displayed values and growth are calculated: Historical evaluation quantities provide a container-heavy institutional purchasing counterexample, not global shipment shares.
- Evidence informing base-year allocation inputs; displayed values and growth are calculated: Separately identifies kraft-envelope packing within the book procurement.
- Evidence informing forecast-year allocation inputs; displayed values and growth are calculated: Separately identifies kraft-envelope packing within the book procurement.
- Evidence informing base-year allocation inputs; displayed values and growth are calculated: Identifies cushioned shipping bags as an eligible book-order enclosure.
- Evidence informing forecast-year allocation inputs; displayed values and growth are calculated: Identifies cushioned shipping bags as an eligible book-order enclosure.
- Evidence informing base-year allocation inputs; displayed values and growth are calculated: Includes wrapped shipping bundles as an alternative purchasing configuration.
- Evidence informing forecast-year allocation inputs; displayed values and growth are calculated: Includes wrapped shipping bundles as an alternative purchasing configuration.
- Evidence informing base-year allocation inputs; displayed values and growth are calculated: Requires packing and filler separately from the external enclosure.
- Evidence informing forecast-year allocation inputs; displayed values and growth are calculated: Requires packing and filler separately from the external enclosure.
- Evidence informing base-year allocation inputs; displayed values and growth are calculated: Identifies closure tape and securing straps independently of container construction.
- Evidence informing forecast-year allocation inputs; displayed values and growth are calculated: Identifies closure tape and securing straps independently of container construction.

39. U.S. Government Publishing Office - Print Order Form 2511 Instructions
    - Evidence informing base-year allocation inputs; displayed values and growth are calculated: Specifies paper-banded sets separately from shrink-wrapped sets.
    - Evidence informing forecast-year allocation inputs; displayed values and growth are calculated: Specifies paper-banded sets separately from shrink-wrapped sets.
    - Evidence informing base-year allocation inputs; displayed values and growth are calculated: Describes shrink-wrapped units nested within cartons, supporting component attribution.
    - Evidence informing forecast-year allocation inputs; displayed values and growth are calculated: Describes shrink-wrapped units nested within cartons, supporting component attribution.
    - Evidence informing base-year allocation inputs; displayed values and growth are calculated: Distinguishes internal packaging, container quantities and pallet requirements.
    - Evidence informing forecast-year allocation inputs; displayed values and growth are calculated: Distinguishes internal packaging, container quantities and pallet requirements.
    - Evidence informing base-year allocation inputs; displayed values and growth are calculated: The instructions distinguish nominated delivery addresses and warehouse receiving arrangements, supporting the receiving-point attribution premise, not an observed consolidated market share.
    - Evidence informing forecast-year allocation inputs; displayed values and growth are calculated: The instructions distinguish nominated delivery addresses and warehouse receiving arrangements, supporting the receiving-point attribution premise, not an observed consolidated market share.
    - Evidence informing base-year allocation inputs; displayed values and growth are calculated: Supplemental distribution lists accommodate multiple destinations, supporting the distinction between preallocated destination delivery and a single receiving-point handoff.
    - Evidence informing forecast-year allocation inputs; displayed values and growth are calculated: Supplemental distribution lists accommodate multiple destinations, supporting the distinction between preallocated destination delivery and a single receiving-point handoff.
    - Evidence informing base-year allocation inputs; displayed values and growth are calculated: GPO specifies black interior inks separately from cover inks, supporting the monochrome classification and underlying-book attribution premise, not its modeled sales weight. ([gpo.gov](https://www.gpo.gov/docs/default-source/forms-standards-pdf-files/2511_instructions.pdf))
    - Evidence informing forecast-year allocation inputs; displayed values and growth are calculated: GPO specifies black interior inks separately from cover inks, supporting the monochrome classification and underlying-book attribution premise, not its modeled sales weight. ([gpo.gov](https://www.gpo.gov/docs/default-source/forms-standards-pdf-files/2511_instructions.pdf))
    - Evidence informing base-year allocation inputs; displayed values and growth are calculated: Designated Pantone specifications are recognized for interior inks, supporting a separate spot-color commercial category without measuring its share. ([gpo.gov](https://www.gpo.gov/docs/default-source/forms-standards-pdf-files/2511_instructions.pdf))
    - Evidence informing forecast-year allocation inputs; displayed values and growth are calculated: Designated Pantone specifications are recognized for interior inks, supporting a separate spot-color commercial category without measuring its share. ([gpo.gov](https://www.gpo.gov/docs/default-source/forms-standards-pdf-files/2511_instructions.pdf))
    - Evidence informing base-year allocation inputs; displayed values and growth are calculated: Four-color process is identified as full color for interior pages; cover color is separately specified. This supports classification at both modeled anchors. ([gpo.gov](https://www.gpo.gov/docs/default-source/forms-standards-pdf-files/2511_instructions.pdf))
    - Evidence informing forecast-year allocation inputs; displayed values and growth are calculated: Four-color process is identified as full color for interior pages; cover color is separately specified. This supports classification at both modeled anchors. ([gpo.gov](https://www.gpo.gov/docs/default-source/forms-standards-pdf-files/2511_instructions.pdf))

40. GPOExpress Program Pricing Guide - November 2024
    - Evidence informing base-year allocation inputs; displayed values and growth are calculated: USD xx.xx hand folding provides a handling-cost comparison; the complete band realization remains modeled.
    - Evidence informing forecast-year allocation inputs; displayed values and growth are calculated: USD xx.xx hand folding provides a handling-cost comparison; the complete band realization remains modeled.
    - Evidence informing base-year allocation inputs; displayed values and growth are calculated: USD xx.xx per shrink wrap anchors a small-run comparison, not the assumed global realization.
    - Evidence informing forecast-year allocation inputs; displayed values and growth are calculated: USD xx.xx per shrink wrap anchors a small-run comparison, not the assumed global realization.
    - Evidence informing base-year allocation inputs; displayed values and growth are calculated: USD xx.xx auxiliary insertion supplies a handling-price comparison, not protective-material sales.
    - Evidence informing forecast-year allocation inputs; displayed values and growth are calculated: USD xx.xx auxiliary insertion supplies a handling-price comparison, not protective-material sales.
41. Hardcover Book Protection: Dust Jackets or Slipcases?
    - Evidence informing base-year allocation inputs; displayed values and growth are calculated: Own-product EXW slipcase prices of USD xx.xx, USD xx.xx and USD xx.xx at xx.xx xx.xx and xx.xx units constrain relative realizations.
    - Evidence informing forecast-year allocation inputs; displayed values and growth are calculated: Own-product EXW slipcase prices of USD xx.xx, USD xx.xx and USD xx.xx at xx.xx xx.xx and xx.xx units constrain relative realizations.
42. Book Printing Cost in China: How Printing Prices Are Calculated
    - Evidence informing base-year allocation inputs; displayed values and growth are calculated: Approximately USD xx.xx per export carton including basic packing materials constrains the bulk-package budget; the container allocation is modeled.
    - Evidence informing forecast-year allocation inputs; displayed values and growth are calculated: Approximately USD xx.xx per export carton including basic packing materials constrains the bulk-package budget; the container allocation is modeled.
    - Evidence informing base-year allocation inputs; displayed values and growth are calculated: The inclusive carton quotation constrains combined spending; its cushioning split is assumed.
    - Evidence informing forecast-year allocation inputs; displayed values and growth are calculated: The inclusive carton quotation constrains combined spending; its cushioning split is assumed.
    - Evidence informing base-year allocation inputs; displayed values and growth are calculated: The inclusive carton quotation constrains combined spending; its closure split is assumed.
    - Evidence informing forecast-year allocation inputs; displayed values and growth are calculated: The inclusive carton quotation constrains combined spending; its closure split is assumed.
43. Make Believe Ideas - Independent Retail Catalog 2025
    - Evidence informing base-year allocation inputs; displayed values and growth are calculated: The 2025 catalog identifies activity books with cover-mounted blisters, establishing book-specific participation but not packaging revenue or volume.
    - Evidence informing forecast-year allocation inputs; displayed values and growth are calculated: The 2025 catalog identifies activity books with cover-mounted blisters, establishing book-specific participation but not packaging revenue or volume.
44. Bookmobile - Request Book Printing Quotes the Right Way to Save Money
    - Evidence informing base-year allocation inputs; displayed values and growth are calculated: The printer's bookstore-oriented purchasing guidance cautions against universal shrink-wrap attachment.
    - Evidence informing forecast-year allocation inputs; displayed values and growth are calculated: The printer's bookstore-oriented purchasing guidance cautions against universal shrink-wrap attachment.

45. Digital Book Printing - Bookmobile
    - Evidence informing base-year allocation inputs; displayed values and growth are calculated: The current book-production portfolio separately offers poly bags, supporting commercial category participation rather than a sales weight.
    - Evidence informing forecast-year allocation inputs; displayed values and growth are calculated: The current book-production portfolio separately offers poly bags, supporting commercial category participation rather than a sales weight.
    - Evidence informing base-year allocation inputs; displayed values and growth are calculated: The current portfolio offers shrink-wrap independently of other finishing options.
    - Evidence informing forecast-year allocation inputs; displayed values and growth are calculated: The current portfolio offers shrink-wrap independently of other finishing options.
46. Sell Books on Shopify - Lulu
    - Evidence informing forecast-year allocation inputs; displayed values and growth are calculated: The offered storefront-to-print-and-ship route supports an accessible production-linked parcel channel, not assumed demand.
    - Evidence informing forecast-year allocation inputs; displayed values and growth are calculated: Direct fulfillment availability supports the parcel-use scenario without establishing envelope mix.
    - Evidence informing forecast-year allocation inputs; displayed values and growth are calculated: Direct fulfillment availability supports the parcel-use scenario without establishing bag mix.
47. European Commission - New EU Rules on Packaging Enter into Application
    - Evidence informing forecast-year allocation inputs; displayed values and growth are calculated: Regional packaging minimization supports a directional right-sizing premise, not a measured global box-price effect.
    - Evidence informing forecast-year allocation inputs; displayed values and growth are calculated: Waste-reduction requirements inform the bounded substitution scenario; they do not quantify band adoption.
    - Evidence informing forecast-year allocation inputs; displayed values and growth are calculated: Regional circularity requirements inform lower lightweight-bag exposure without implying a global book-bag ban.
    - Evidence informing forecast-year allocation inputs; displayed values and growth are calculated: Material substitution remains partly internal to the combined film-and-paper category.
    - Evidence informing forecast-year allocation inputs; displayed values and growth are calculated: Regional recyclability pressure informs the niche substitution scenario, not an observed blister-sales decline.
    - Evidence informing forecast-year allocation inputs; displayed values and growth are calculated: Empty-space reduction provides a directional premise for lower cushioning allowance per individual box.
48. Digital Printing - U.S. Government Publishing Office
    - Evidence informing base-year allocation inputs; displayed values and growth are calculated: Procurement examples allow offset or digital alternatives while restricting some digital variants, supporting an acceptance- and run-mix model rather than a universal quality ranking. This is a modeling premise, not an observed process share.
    - Evidence informing forecast-year allocation inputs; displayed values and growth are calculated: Procurement examples allow offset or digital alternatives while restricting some digital variants, supporting an acceptance- and run-mix model rather than a universal quality ranking. This is a modeling premise, not an observed process share.
    - Evidence informing base-year allocation inputs; displayed values and growth are calculated: The purchasing guidance supports conditional digital substitution, not unrestricted interchangeability or an observed forecast allocation.
    - Evidence informing forecast-year allocation inputs; displayed values and growth are calculated: The purchasing guidance supports conditional digital substitution, not unrestricted interchangeability or an observed forecast allocation.

49. Clays demonstrate dedication to digital investment
    - Evidence informing base-year allocation inputs; displayed values and growth are calculated: Reports xx.xx books annually and xx.xx books of digital capacity in an older investment statement; this constrains scale but is not a 2025 realized output mix.
    - Evidence informing forecast-year allocation inputs; displayed values and growth are calculated: Reports xx.xx books annually and xx.xx books of digital capacity in an older investment statement; this constrains scale but is not a 2025 realized output mix.
    - Evidence informing base-year allocation inputs; displayed values and growth are calculated: The company's inkjet investment supports an existing book-production application and a conditional adoption premise, not a quantified global forecast.
    - Evidence informing forecast-year allocation inputs; displayed values and growth are calculated: The company's inkjet investment supports an existing book-production application and a conditional adoption premise, not a quantified global forecast.
    - Evidence informing base-year allocation inputs; displayed values and growth are calculated: The capacity/output comparison is a limited commercial check on continued conventional book production, not a direct offset revenue observation.
    - Evidence informing forecast-year allocation inputs; displayed values and growth are calculated: The capacity/output comparison is a limited commercial check on continued conventional book production, not a direct offset revenue observation.
50. ISO/TC 130 - Guidelines for Using Print Production Standards, Version 1.0, 2019
    - Evidence informing base-year allocation inputs; displayed values and growth are calculated: Distinguishes packaging use cases and printing processes, supporting allocation of gravure to book-associated components rather than the full value of a book.
    - Evidence informing forecast-year allocation inputs; displayed values and growth are calculated: Distinguishes packaging use cases and printing processes, supporting allocation of gravure to book-associated components rather than the full value of a book.
    - Evidence informing base-year allocation inputs; displayed values and growth are calculated: Identifies flexographic packaging applications; the book-specific spending budget and process coefficients remain modeled.
    - Evidence informing forecast-year allocation inputs; displayed values and growth are calculated: Identifies flexographic packaging applications; the book-specific spending budget and process coefficients remain modeled.
51. Premium Layflat Photo Books - PhotobookShop
    - Evidence informing base-year allocation inputs; displayed values and growth are calculated: Offers bound silver-halide photographic books and distinguishes them from digitally printed alternatives, supporting the model's separate photographic category rather than an observed sales weight.
    - Evidence informing forecast-year allocation inputs; displayed values and growth are calculated: Offers bound silver-halide photographic books and distinguishes them from digitally printed alternatives, supporting the model's separate photographic category rather than an observed sales weight.
52. The Cormac McCarthy Collection - The Folio Society
    - Evidence informing base-year allocation inputs; displayed values and growth are calculated: Documents screen-printed cloth covers on physical book editions, supporting component-level commercial attribution. It does not measure supplier component receipts or global uptake.
    - Evidence informing forecast-year allocation inputs; displayed values and growth are calculated: Documents screen-printed cloth covers on physical book editions, supporting component-level commercial attribution. It does not measure supplier component receipts or global uptake.

53. Risograph Digital Duplicator Order Form, 2026 - Minneapolis College of Art and Design
    - Evidence informing base-year allocation inputs; displayed values and growth are calculated: The 2026 institutional form recognizes Risograph book/booklet orders but excludes assembly. It supports a limited application boundary, not 2025 external commercial volume; internal institutional charges are excluded from the numerator.
    - Evidence informing forecast-year allocation inputs; displayed values and growth are calculated: The 2026 institutional form recognizes Risograph book/booklet orders but excludes assembly. It supports a limited application boundary, not 2025 external commercial volume; internal institutional charges are excluded from the numerator.
54. American Printing House - 2024 Annual Report
    - Evidence informing base-year allocation inputs; displayed values and growth are calculated: Fiscal 2024 product sales were USD xx.xx; braille publications represented xx.xx% of product sales; xx.xx braille volumes were produced. These inputs constrain an adjusted production-realization proxy, not a global market share.
    - Evidence informing base-year allocation inputs; displayed values and growth are calculated: The decline from xx.xx braille volumes in 2022 qualifies a uniform physical-demand growth assumption and informs the slower relative forecast activity weight.
    - Evidence informing forecast-year allocation inputs; displayed values and growth are calculated: Fiscal 2024 product sales were USD xx.xx; braille publications represented xx.xx% of product sales; xx.xx braille volumes were produced. These inputs constrain an adjusted production-realization proxy, not a global market share.
    - Evidence informing forecast-year allocation inputs; displayed values and growth are calculated: The decline from xx.xx braille volumes in 2022 qualifies a uniform physical-demand growth assumption and informs the slower relative forecast activity weight.
55. Kodak Moments Kiosk - Kodak Alaris
    - Evidence informing base-year allocation inputs; displayed values and growth are calculated: Advertises book-capable retail kiosk equipment and a photographic-printing portfolio. Used only as a commercial-route premise for the thermal working estimate, not as evidence of thermal book-service sales, utilization or the final share.
    - Evidence informing forecast-year allocation inputs; displayed values and growth are calculated: Advertises book-capable retail kiosk equipment and a photographic-printing portfolio. Used only as a commercial-route premise for the thermal working estimate, not as evidence of thermal book-service sales, utilization or the final share.
56. 二〇二一年全国新闻出版业基本情况
    - Evidence informing base-year allocation inputs; displayed values and growth are calculated: Official 2021 aggregate textbook output distinguishes school, tertiary and vocational/adult activity; historical volumes require value and global-scope adjustments.
    - Evidence informing forecast-year allocation inputs; displayed values and growth are calculated: Official 2021 aggregate textbook output distinguishes school, tertiary and vocational/adult activity; historical volumes require value and global-scope adjustments.
    - Evidence informing base-year allocation inputs; displayed values and growth are calculated: Secondary, primary and teaching-book aggregate sheet counts form the school activity weight.
    - Evidence informing forecast-year allocation inputs; displayed values and growth are calculated: Secondary, primary and teaching-book aggregate sheet counts form the school activity weight.
    - Evidence informing base-year allocation inputs; displayed values and growth are calculated: Tertiary textbook aggregate output supplies the higher-education activity input before an assumed relative-service-value adjustment.
    - Evidence informing forecast-year allocation inputs; displayed values and growth are calculated: Tertiary textbook aggregate output supplies the higher-education activity input before an assumed relative-service-value adjustment.
    - Evidence informing base-year allocation inputs; displayed values and growth are calculated: Vocational, adult and literacy textbook output supplies the corresponding historical activity input.
    - Evidence informing forecast-year allocation inputs; displayed values and growth are calculated: Vocational, adult and literacy textbook output supplies the corresponding historical activity input.

57. Music, printed or in manuscript imports by country, 2024 - World Integrated Trade Solution
    - Evidence informing base-year allocation inputs; displayed values and growth are calculated: Official HS xx.xx import observations constrain the music-publication value bridge; domestic supply, physical-book eligibility and the printing-service fraction remain modeled.
    - Evidence informing forecast-year allocation inputs; displayed values and growth are calculated: Official HS xx.xx import observations constrain the music-publication value bridge; domestic supply, physical-book eligibility and the printing-service fraction remain modeled.
58. Bloomsbury Publishing - 2024/25 Results Presentation
    - Evidence informing base-year allocation inputs; displayed values and growth are calculated: Separate Academic & Professional print, digital and rights/service receipts demonstrate the required physical-revenue boundary; company mix is not treated as global market share.
    - Evidence informing forecast-year allocation inputs; displayed values and growth are calculated: Separate Academic & Professional print, digital and rights/service receipts demonstrate the required physical-revenue boundary; company mix is not treated as global market share.
    - Evidence informing base-year allocation inputs; displayed values and growth are calculated: Observed physical academic publishing activity supports commercial applicability but does not verify the assumed global research/reference ratio.
    - Evidence informing forecast-year allocation inputs; displayed values and growth are calculated: Observed physical academic publishing activity supports commercial applicability but does not verify the assumed global research/reference ratio.
59. HDSB - RFSQ 26-013: Yearbook Software and Printing Services
    - Evidence informing base-year allocation inputs; displayed values and growth are calculated: The qualification notice establishes a commissioned yearbook scope including printing, binding and school delivery; it supplies no awarded value and is not used as a sales weight.
    - Evidence informing forecast-year allocation inputs; displayed values and growth are calculated: The qualification notice establishes a commissioned yearbook scope including printing, binding and school delivery; it supplies no awarded value and is not used as a sales weight.
    - Evidence informing base-year allocation inputs; displayed values and growth are calculated: The yearbook qualification notice restricts supply to prequalified vendors while permitting school bulk orders and individual ordering. It supports separating commissioning authority from ultimate payment, but discloses no fulfilled-order value.
    - Evidence informing forecast-year allocation inputs; displayed values and growth are calculated: The yearbook qualification notice restricts supply to prequalified vendors while permitting school bulk orders and individual ordering. It supports separating commissioning authority from ultimate payment, but discloses no fulfilled-order value.
    - Evidence informing base-year allocation inputs; displayed values and growth are calculated: The individual-ordering option establishes an attribution uncertainty relevant to the modeled household portion; it does not establish the assumed xx.xx% proportion.
    - Evidence informing forecast-year allocation inputs; displayed values and growth are calculated: The individual-ordering option establishes an attribution uncertainty relevant to the modeled household portion; it does not establish the assumed xx.xx% proportion.

60. U.S. Census Bureau - 2022 Economic Census, Books Printing Questionnaire MC-32312
    - Evidence informing base-year allocation inputs; displayed values and growth are calculated: The official printing questionnaire supports the distinction between textbook and general-book production; recognition is not treated as a revenue weight.
    - Evidence informing forecast-year allocation inputs; displayed values and growth are calculated: The official printing questionnaire supports the distinction between textbook and general-book production; recognition is not treated as a revenue weight.
    - Evidence informing base-year allocation inputs; displayed values and growth are calculated: Recognized coloring-book output supports treating recreational activity commissions separately from institutional textbooks according to purpose.
    - Evidence informing forecast-year allocation inputs; displayed values and growth are calculated: Recognized coloring-book output supports treating recreational activity commissions separately from institutional textbooks according to purpose.
61. Press Information Bureau - Department of School Education & Literacy, Year End Review 2024
    - Evidence informing base-year allocation inputs; displayed values and growth are calculated: The government review describes substantial NCERT physical-textbook activity, independently qualifying the physical-availability premise without establishing attributable supplier revenue.
    - Evidence informing forecast-year allocation inputs; displayed values and growth are calculated: The government review describes substantial NCERT physical-textbook activity, independently qualifying the physical-availability premise without establishing attributable supplier revenue.
62. 2022 North American Industry Classification System - United States
    - Evidence informing base-year allocation inputs; displayed values and growth are calculated: Dedicated book-publishing activity is separated from institutional primary activities and printing without publishing, constraining the Publishing Organizations numerator.
    - Evidence informing forecast-year allocation inputs; displayed values and growth are calculated: Dedicated book-publishing activity is separated from institutional primary activities and printing without publishing, constraining the Publishing Organizations numerator.
63. U.S. Census Bureau - Books Printing: 2002
    - Evidence informing base-year allocation inputs; displayed values and growth are calculated: Table xx.xx reports 2002 U.S. books-printing contract-work costs of USD xx.xx and shipments of USD xx.xx. Their ratio supplies a dated manufacturing-subcontract proxy, held constant within the forecast component.
    - Evidence informing forecast-year allocation inputs; displayed values and growth are calculated: Table xx.xx reports 2002 U.S. books-printing contract-work costs of USD xx.xx and shipments of USD xx.xx. Their ratio supplies a dated manufacturing-subcontract proxy, held constant within the forecast component.
    - Evidence informing base-year allocation inputs; displayed values and growth are calculated: The historical subcontract-cost input constrains the modeled transfer from publisher-origin commissioning to performing suppliers, without adding another gross contract value.
    - Evidence informing forecast-year allocation inputs; displayed values and growth are calculated: The historical subcontract-cost input constrains the modeled transfer from publisher-origin commissioning to performing suppliers, without adding another gross contract value.
64. Samfine Creation Holdings Group Limited - Form 20-F for the year ended December 31, 2025
    - Evidence informing base-year allocation inputs; displayed values and growth are calculated: The company reports USD xx.xx of 2025 book-product revenue and principally serves book traders that secure printing contracts and outsource production. This is a supplier-specific quantitative role check, not a Global allocation weight.
    - Evidence informing forecast-year allocation inputs; displayed values and growth are calculated: The company reports USD xx.xx of 2025 book-product revenue and principally serves book traders that secure printing contracts and outsource production. This is a supplier-specific quantitative role check, not a Global allocation weight.

65. Ministry of Education - NCERT and Amazon Letter of Engagement, October 7, 2024
    - Evidence informing base-year allocation inputs; displayed values and growth are calculated: The October xx.xx 2024 announcement targeted xx.xx NCERT books for academic 2025-xx.xx. This is a planned institutional activity anchor; realization, eligible receipts and subsequent growth are modeled separately.
    - Evidence informing forecast-year allocation inputs; displayed values and growth are calculated: The October xx.xx 2024 announcement targeted xx.xx NCERT books for academic 2025-xx.xx. This is a planned institutional activity anchor; realization, eligible receipts and subsequent growth are modeled separately.
66. Bangladesh e-GP - NCTB/TEXTBOOK/2025, Package GD.102_SEC_8.031
    - Evidence informing base-year allocation inputs; displayed values and growth are calculated: The government-funded procurement plan specifies xx.xx academic-2025 textbook copies and an estimated BDT xx.xx for printing, binding and supply. It constrains commercial order scale and local unit-budget plausibility, not realized annual revenue.
    - Evidence informing forecast-year allocation inputs; displayed values and growth are calculated: The government-funded procurement plan specifies xx.xx academic-2025 textbook copies and an estimated BDT xx.xx for printing, binding and supply. It constrains commercial order scale and local unit-budget plausibility, not realized annual revenue.
67. Students suffer as NCTB fails to deliver books - The Daily Star, January 17, 2025
    - Evidence informing base-year allocation inputs; displayed values and growth are calculated: The January xx.xx 2025 report corroborates the dated approximately xx.xx-copy textbook target and early-year delivery disruption. Target realization and supplier receipts remain modeled.
68. Secondary-level students: A new year without full set of books for many - The Daily Star, December 28, 2025
    - Evidence informing forecast-year allocation inputs; displayed values and growth are calculated: The December xx.xx 2025 report corroborates the approximately xx.xx-copy academic-2026 target and continued delivery slippage. It informs a normalization assumption, not an observed 2032 share.
69. Business Books - Print Professional, Custom Corporate Books | Blurb
    - Evidence informing base-year allocation inputs; displayed values and growth are calculated: The business-book offering includes organizational presentation and corporate-gift applications. It establishes an in-scope commissioning proposition, not the modeled global copy quantity or spending.
    - Evidence informing forecast-year allocation inputs; displayed values and growth are calculated: The business-book offering includes organizational presentation and corporate-gift applications. It establishes an in-scope commissioning proposition, not the modeled global copy quantity or spending.
70. How to Use Lulu to Support Your Nonprofit | Lulu
    - Evidence informing base-year allocation inputs; displayed values and growth are calculated: The platform permits an organization or charity to receive creator proceeds. This supports excluding beneficiary-only arrangements from nonprofit commissioning; it does not measure nonprofit printing purchases.
    - Evidence informing forecast-year allocation inputs; displayed values and growth are calculated: The platform permits an organization or charity to receive creator proceeds. This supports excluding beneficiary-only arrangements from nonprofit commissioning; it does not measure nonprofit printing purchases.

71. News Corp - Form 10-K for the fiscal year ended June 30, 2025
    - Evidence informing base-year allocation inputs; displayed values and growth are calculated: Fiscal 2025 consumer backlist revenue of xx.xx% and digital revenue of xx.xx% anchor the assumed physical-backlist bridge and its forecast starting model.
    - Evidence informing forecast-year allocation inputs; displayed values and growth are calculated: Fiscal 2025 consumer backlist revenue of xx.xx% and digital revenue of xx.xx% anchor the assumed physical-backlist bridge and its forecast starting model.
    - Evidence informing base-year allocation inputs; displayed values and growth are calculated: The disclosed backlist mix constrains recurring-title demand; its division into replenishment and POD remains modeled.
    - Evidence informing forecast-year allocation inputs; displayed values and growth are calculated: The disclosed backlist mix constrains recurring-title demand; its division into replenishment and POD remains modeled.
    - Evidence informing base-year allocation inputs; displayed values and growth are calculated: The complementary frontlist population supports the launch-stock cohort after physical-format adjustments.
    - Evidence informing forecast-year allocation inputs; displayed values and growth are calculated: The complementary frontlist population supports the launch-stock cohort after physical-format adjustments.
72. News Corp - Form 10-K for the fiscal year ended June 30, 2026
    - Evidence informing forecast-year allocation inputs; displayed values and growth are calculated: Fiscal 2026 backlist revenue of xx.xx% and digital revenue of xx.xx% lower the forecast physical-backlist proxy instead of assuming continued backlist expansion.
    - Evidence informing forecast-year allocation inputs; displayed values and growth are calculated: The updated catalog mix changes the forecast population available for repeat inventory releases.
    - Evidence informing forecast-year allocation inputs; displayed values and growth are calculated: The updated frontlist/backlist bridge changes the forecast planned-production weight; no 2032 share is disclosed.
73. How Do Lulu Direct Orders Work?
    - Evidence informing base-year allocation inputs; displayed values and growth are calculated: Lulu describes printing after customer purchase and distinguishes production from subsequent shipment, supporting recipient-order attribution rather than technology-based classification.
    - Evidence informing forecast-year allocation inputs; displayed values and growth are calculated: Lulu describes printing after customer purchase and distinguishes production from subsequent shipment, supporting recipient-order attribution rather than technology-based classification.
    - Evidence informing base-year allocation inputs; displayed values and growth are calculated: No minimum order and one-copy ordering establish commercial feasibility, not the number or value of single-copy releases.
    - Evidence informing forecast-year allocation inputs; displayed values and growth are calculated: No minimum order and one-copy ordering establish commercial feasibility, not the number or value of single-copy releases.
    - Evidence informing base-year allocation inputs; displayed values and growth are calculated: One POD offering accepts hundreds of copies, independently challenging a POD-equals-single-copy allocation.
    - Evidence informing forecast-year allocation inputs; displayed values and growth are calculated: One POD offering accepts hundreds of copies, independently challenging a POD-equals-single-copy allocation.
    - Evidence informing base-year allocation inputs; displayed values and growth are calculated: Orders can extend into thousands within the same offering; the production trigger therefore does not uniquely identify the working run band.
    - Evidence informing forecast-year allocation inputs; displayed values and growth are calculated: Orders can extend into thousands within the same offering; the production trigger therefore does not uniquely identify the working run band.

74. Supply Chain - Clays
    - Evidence informing base-year allocation inputs; displayed values and growth are calculated: Clays describes differentiated backlist arrangements and stock visibility, supporting a separate inventory-replenishment cohort without establishing its numerical prevalence.
    - Evidence informing forecast-year allocation inputs; displayed values and growth are calculated: Clays describes differentiated backlist arrangements and stock visibility, supporting a separate inventory-replenishment cohort without establishing its numerical prevalence.
    - Evidence informing base-year allocation inputs; displayed values and growth are calculated: New-title consolidation and predictable annual backlist demand support retaining planned inventory commitments; short-run printing is explicitly not necessarily POD.
    - Evidence informing forecast-year allocation inputs; displayed values and growth are calculated: New-title consolidation and predictable annual backlist demand support retaining planned inventory commitments; short-run printing is explicitly not necessarily POD.
    - Evidence informing base-year allocation inputs; displayed values and growth are calculated: Clays explicitly distinguishes short-run work from POD, supporting category separation rather than a technological proxy for value share.
    - Evidence informing forecast-year allocation inputs; displayed values and growth are calculated: Clays explicitly distinguishes short-run work from POD, supporting category separation rather than a technological proxy for value share.
75. Smart Backlist Management: When to Hold and When to Print-on-Demand
    - Evidence informing base-year allocation inputs; displayed values and growth are calculated: Sheridan describes low-volume titles moving to POD while other titles retain inventory, supporting differentiated release-policy assumptions rather than a uniform backlist-to-POD conversion.
    - Evidence informing forecast-year allocation inputs; displayed values and growth are calculated: Sheridan describes low-volume titles moving to POD while other titles retain inventory, supporting differentiated release-policy assumptions rather than a uniform backlist-to-POD conversion.
    - Evidence informing base-year allocation inputs; displayed values and growth are calculated: A disclosed customer example uses a stock threshold to trigger a 2,000-copy replenishment order. It establishes the commercial mechanism, not a market-wide share.
    - Evidence informing forecast-year allocation inputs; displayed values and growth are calculated: A disclosed customer example uses a stock threshold to trigger a 2,000-copy replenishment order. It establishes the commercial mechanism, not a market-wide share.

76. Shortage of NCERT textbooks - Rajya Sabha Unstarred Question No. 1941, December 17, 2025
    - Evidence informing base-year allocation inputs; displayed values and growth are calculated: Advance enrollment-based forecasting, academic-session readiness and a fiscal 2025-xx.xx plan for approximately xx.xx textbooks support a substantial calendar-driven stock cohort. The target is not realized production.
    - Evidence informing forecast-year allocation inputs; displayed values and growth are calculated: Advance enrollment-based forecasting, academic-session readiness and a fiscal 2025-xx.xx plan for approximately xx.xx textbooks support a substantial calendar-driven stock cohort. The target is not realized production.
    - Evidence informing base-year allocation inputs; displayed values and growth are calculated: Phased supply and inventory monitoring support distinguishing ongoing availability obligations from individual-recipient POD, without quantifying replenishment's global prevalence.
    - Evidence informing forecast-year allocation inputs; displayed values and growth are calculated: Phased supply and inventory monitoring support distinguishing ongoing availability obligations from individual-recipient POD, without quantifying replenishment's global prevalence.
    - Evidence informing base-year allocation inputs; displayed values and growth are calculated: The official answer distinguishes printer empanelment from approximately xx.xx distribution vendors and describes planned fiscal 2025-xx.xx printing of approximately xx.xx textbooks. It supports commissioning-versus-distribution separation, not a realized monetary channel split.
    - Evidence informing forecast-year allocation inputs; displayed values and growth are calculated: The official answer distinguishes printer empanelment from approximately xx.xx distribution vendors and describes planned fiscal 2025-xx.xx printing of approximately xx.xx textbooks. It supports commissioning-versus-distribution separation, not a realized monetary channel split.
    - Evidence informing base-year allocation inputs; displayed values and growth are calculated: Phased textbook supply supports treating annual institutional quantities separately from production batches; it does not disclose the medium-run allocation.
    - Evidence informing forecast-year allocation inputs; displayed values and growth are calculated: Phased textbook supply supports treating annual institutional quantities separately from production batches; it does not disclose the medium-run allocation.
    - Evidence informing base-year allocation inputs; displayed values and growth are calculated: The December xx.xx 2025 answer identifies a xx.xx-million-copy FY2025-xx.xx printing decision versus approximately xx.xx in recent years, a counterforce to assuming rapid long-run disappearance. Planned copies are not realized service revenue.
    - Evidence informing forecast-year allocation inputs; displayed values and growth are calculated: The December xx.xx 2025 answer identifies a xx.xx-million-copy FY2025-xx.xx printing decision versus approximately xx.xx in recent years, a counterforce to assuming rapid long-run disappearance. Planned copies are not realized service revenue.
77. Fulfillment Fee - Lulu Direct
    - Evidence informing base-year allocation inputs; displayed values and growth are calculated: The September 2026 schedule lists USD xx.xx per order regardless of item count, supporting an order-frequency effect on associated-service value. It does not verify the assumed historical or forecast multiplier.
    - Evidence informing forecast-year allocation inputs; displayed values and growth are calculated: The September 2026 schedule lists USD xx.xx per order regardless of item count, supporting an order-frequency effect on associated-service value. It does not verify the assumed historical or forecast multiplier.

78. InnerWorkings, Inc. - Form 10-K for the year ended December 31, 2019
    - Evidence informing base-year allocation inputs; displayed values and growth are calculated: The 2019 filing reports USD xx.xx gross profit on USD xx.xx revenue and describes purchased-product and direct-service costs. Historical reported margins constrain the modeled xx.xx% retained-fee ratio; they do not directly measure book-channel share.
    - Evidence informing forecast-year allocation inputs; displayed values and growth are calculated: The 2019 filing reports USD xx.xx gross profit on USD xx.xx revenue and describes purchased-product and direct-service costs. Historical reported margins constrain the modeled xx.xx% retained-fee ratio; they do not directly measure book-channel share.
    - Evidence informing base-year allocation inputs; displayed values and growth are calculated: The procurement-service margin comparison supports the fee-to-managed-spending bridge underlying the direct-channel complement. Carrying the normalized ratio into 2032 is explicitly a forecast assumption.
    - Evidence informing forecast-year allocation inputs; displayed values and growth are calculated: The procurement-service margin comparison supports the fee-to-managed-spending bridge underlying the direct-channel complement. Carrying the normalized ratio into 2032 is explicitly a forecast assumption.
79. Simplified Purchase Agreement - U.S. Government Publishing Office
    - Evidence informing base-year allocation inputs; displayed values and growth are calculated: SPA permits agency awards directly to certified vendors for purchases up to USD xx.xx while GPO pays vendors and invoices agencies. This supports classifying by the contracting relationship rather than the invoice payer, not a numerical global weight.
    - Evidence informing forecast-year allocation inputs; displayed values and growth are calculated: SPA permits agency awards directly to certified vendors for purchases up to USD xx.xx while GPO pays vendors and invoices agencies. This supports classifying by the contracting relationship rather than the invoice payer, not a numerical global weight.
80. Global Print Services | China, Europe, SE Asia, USA & India
    - Evidence informing base-year allocation inputs; displayed values and growth are calculated: Imago describes sourcing suppliers and coordinating multiple manufacturers for book-related projects. Its cumulative customer relationships establish the offered intermediary role but are not annual revenue or allocation weights.
    - Evidence informing forecast-year allocation inputs; displayed values and growth are calculated: Imago describes sourcing suppliers and coordinating multiple manufacturers for book-related projects. Its cumulative customer relationships establish the offered intermediary role but are not annual revenue or allocation weights.
81. Lion Rock Group Limited - Annual Report 2025
    - Evidence informing base-year allocation inputs; displayed values and growth are calculated: Own-business 2025 turnover changes of minus xx.xx% for APOL and minus xx.xx% for Regent challenge uniform intermediary growth; Regent's non-book focus limits its relevance. These observations support avoiding an additional adoption uplift.
    - Evidence informing forecast-year allocation inputs; displayed values and growth are calculated: Own-business 2025 turnover changes of minus xx.xx% for APOL and minus xx.xx% for Regent challenge uniform intermediary growth; Regent's non-book focus limits its relevance. These observations support avoiding an additional adoption uplift.
    - Evidence informing base-year allocation inputs; displayed values and growth are calculated: Manufacturing turnover changes of minus xx.xx% at xx.xx Printing and plus xx.xx% at Papercraft demonstrate differing supplier trajectories rather than a simple common channel-growth pattern; these are not direct-contracting market shares.
    - Evidence informing forecast-year allocation inputs; displayed values and growth are calculated: Manufacturing turnover changes of minus xx.xx% at xx.xx Printing and plus xx.xx% at Papercraft demonstrate differing supplier trajectories rather than a simple common channel-growth pattern; these are not direct-contracting market shares.

82. Imprint Digital - Book Printing Prices UK

- Evidence informing base-year allocation inputs; displayed values and growth are calculated: The inspected schedule quotes GBP xx.xx at xx.xx copies for one paperback specification, supporting a relative-price input, not a historical global realization.
- Evidence informing forecast-year allocation inputs; displayed values and growth are calculated: The inspected schedule quotes GBP xx.xx at xx.xx copies for one paperback specification, supporting a relative-price input, not a historical global realization.
- Evidence informing base-year allocation inputs; displayed values and growth are calculated: GBP xx.xx at xx.xx copies supplies the medium-run reference index; format and delivery differences require separate treatment.
- Evidence informing forecast-year allocation inputs; displayed values and growth are calculated: GBP xx.xx at xx.xx copies supplies the medium-run reference index; format and delivery differences require separate treatment.
- Evidence informing base-year allocation inputs; displayed values and growth are calculated: The quantity-price curve anchors the reference from which the long-run discount is assumed; no long-run price or future share is disclosed.
- Evidence informing forecast-year allocation inputs; displayed values and growth are calculated: The quantity-price curve anchors the reference from which the long-run discount is assumed; no long-run price or future share is disclosed.

83. Print Options

- Evidence informing base-year allocation inputs; displayed values and growth are calculated: KDP distinguishes black-and-white from color records and locks ink type after publication. These platform-specific conditions qualify switching assumptions, not market weights. ([kdp.amazon.com](https://kdp.amazon.com/en_US/help/topic/G201834180))
- Evidence informing forecast-year allocation inputs; displayed values and growth are calculated: KDP distinguishes black-and-white from color records and locks ink type after publication. These platform-specific conditions qualify switching assumptions, not market weights. ([kdp.amazon.com](https://kdp.amazon.com/en_US/help/topic/G201834180))
- Evidence informing base-year allocation inputs; displayed values and growth are calculated: The displayed platform menu does not establish designated spot-color availability or sales; a general color option is not used as evidence of spot-color demand. ([kdp.amazon.com](https://kdp.amazon.com/en_US/help/topic/G201834180))
- Evidence informing forecast-year allocation inputs; displayed values and growth are calculated: The displayed platform menu does not establish designated spot-color availability or sales; a general color option is not used as evidence of spot-color demand. ([kdp.amazon.com](https://kdp.amazon.com/en_US/help/topic/G201834180))
- Evidence informing base-year allocation inputs; displayed values and growth are calculated: Standard color is unavailable for hardcover, but premium color is available. Both process-color tiers belong within the modeled Full-Color Interiors category. ([kdp.amazon.com](https://kdp.amazon.com/en_US/help/topic/G201834180))
- Evidence informing forecast-year allocation inputs; displayed values and growth are calculated: Standard color is unavailable for hardcover, but premium color is available. Both process-color tiers belong within the modeled Full-Color Interiors category. ([kdp.amazon.com](https://kdp.amazon.com/en_US/help/topic/G201834180))

84. Synthèse des chiffres de l'édition jeunesse 2024-2025

- Evidence informing base-year allocation inputs; displayed values and growth are calculated: The primary French publishing survey reports a xx.xx% decline in illustrated early-childhood volumes and a xx.xx% decline in youth-fiction volumes in 2024. These differing outcomes challenge an aggressive universal color-growth assumption. ([sne.fr](https://www.sne.fr/actu/synthese-des-chiffres-de-ledition-jeunesse-2024-2025/))
- Evidence informing forecast-year allocation inputs; displayed values and growth are calculated: The primary French publishing survey reports a xx.xx% decline in illustrated early-childhood volumes and a xx.xx% decline in youth-fiction volumes in 2024. These differing outcomes challenge an aggressive universal color-growth assumption. ([sne.fr](https://www.sne.fr/actu/synthese-des-chiffres-de-ledition-jeunesse-2024-2025/))

20.14. Canada

Table 713. Canada Book Printing & Packaging Services Market Size, 2017-2040 (USD Million)

Country	2017	2024	2025	2026	2027	2032	2040	CAGR (%)
Canada	**xx.xx**	**xx.xx**	**xx.xx**	**xx.xx**	**xx.xx**	**xx.xx**	**xx.xx**	**xx.xx**

Table 714. Canada Book Printing & Packaging Services Market Size, by Service Offering, 2017-2040 (USD Million)

Service Offering	2017	2024	2025	2026	2027	2032	2040	CAGR (%)
Book Packaging Production	xx.xx	xx.xx	xx.xx	xx.xx	xx.xx	xx.xx	xx.xx	xx.xx
Book Packing & Kitting	xx.xx	xx.xx	xx.xx	xx.xx	xx.xx	xx.xx	xx.xx	xx.xx
Book Printing	xx.xx	xx.xx	xx.xx	xx.xx	xx.xx	xx.xx	xx.xx	xx.xx
Bookbinding & Finishing	xx.xx	xx.xx	xx.xx	xx.xx	xx.xx	xx.xx	xx.xx	xx.xx
Prepress Services	xx.xx	xx.xx	xx.xx	xx.xx	xx.xx	xx.xx	xx.xx	xx.xx
Print Production Management	xx.xx	xx.xx	xx.xx	xx.xx	xx.xx	xx.xx	xx.xx	xx.xx
Production-Linked Fulfillment	xx.xx	xx.xx	xx.xx	xx.xx	xx.xx	xx.xx	xx.xx	xx.xx
Total	**xx.xx**	**xx.xx**	**xx.xx**	**xx.xx**	**xx.xx**	**xx.xx**	**xx.xx**	**xx.xx**

Table 715. Canada Book Printing & Packaging Services Market Size, by Book Format, 2017-2040 (USD Million)

Book Format	2017	2024	2025	2026	2027	2032	2040	CAGR (%)
Accordion-Fold Books	xx.xx	xx.xx	xx.xx	xx.xx	xx.xx	xx.xx	xx.xx	xx.xx
Bath Books	xx.xx	xx.xx	xx.xx	xx.xx	xx.xx	xx.xx	xx.xx	xx.xx
Board Books	xx.xx	xx.xx	xx.xx	xx.xx	xx.xx	xx.xx	xx.xx	xx.xx
Foam Books	xx.xx	xx.xx	xx.xx	xx.xx	xx.xx	xx.xx	xx.xx	xx.xx
Hardcover Books	xx.xx	xx.xx	xx.xx	xx.xx	xx.xx	xx.xx	xx.xx	xx.xx
Loose-Leaf Books	xx.xx	xx.xx	xx.xx	xx.xx	xx.xx	xx.xx	xx.xx	xx.xx
Paperback & Softcover Books	xx.xx	xx.xx	xx.xx	xx.xx	xx.xx	xx.xx	xx.xx	xx.xx
Saddle-Stitched Booklets	xx.xx	xx.xx	xx.xx	xx.xx	xx.xx	xx.xx	xx.xx	xx.xx
Slide-Bound Books	xx.xx	xx.xx	xx.xx	xx.xx	xx.xx	xx.xx	xx.xx	xx.xx
Textile Books	xx.xx	xx.xx	xx.xx	xx.xx	xx.xx	xx.xx	xx.xx	xx.xx
Wire, Coil & Comb-Bound Books	xx.xx	xx.xx	xx.xx	xx.xx	xx.xx	xx.xx	xx.xx	xx.xx
Total	**xx.xx**	**xx.xx**	**xx.xx**	**xx.xx**	**xx.xx**	**xx.xx**	**xx.xx**	**xx.xx**

Table 716. Canada Book Printing & Packaging Services Market Size, by Packaging Format, 2017-2040 (USD Million)

Packaging Format	2017	2024	2025	2026	2027	2032	2040	CAGR (%)
Bags & Pouches	xx.xx	xx.xx	xx.xx	xx.xx	xx.xx	xx.xx	xx.xx	xx.xx
Blister & Clamshell Packs	xx.xx	xx.xx	xx.xx	xx.xx	xx.xx	xx.xx	xx.xx	xx.xx
Boxes & Lidded Cases	xx.xx	xx.xx	xx.xx	xx.xx	xx.xx	xx.xx	xx.xx	xx.xx
Envelopes, Wallets & Folders	xx.xx	xx.xx	xx.xx	xx.xx	xx.xx	xx.xx	xx.xx	xx.xx
Film & Paper Wraps	xx.xx	xx.xx	xx.xx	xx.xx	xx.xx	xx.xx	xx.xx	xx.xx
Protective Inserts & Cushioning	xx.xx	xx.xx	xx.xx	xx.xx	xx.xx	xx.xx	xx.xx	xx.xx
Seals & Strapping	xx.xx	xx.xx	xx.xx	xx.xx	xx.xx	xx.xx	xx.xx	xx.xx
Sleeves & Wraparound Bands	xx.xx	xx.xx	xx.xx	xx.xx	xx.xx	xx.xx	xx.xx	xx.xx
Slipcases	xx.xx	xx.xx	xx.xx	xx.xx	xx.xx	xx.xx	xx.xx	xx.xx
Others	xx.xx	xx.xx	xx.xx	xx.xx	xx.xx	xx.xx	xx.xx	xx.xx
Total	**xx.xx**	**xx.xx**	**xx.xx**	**xx.xx**	**xx.xx**	**xx.xx**	**xx.xx**	**xx.xx**

Table 717. Canada Book Printing & Packaging Services Market Size, by Printing Technology, 2017-2040 (USD Million)

Printing Technology	2017	2024	2025	2026	2027	2032	2040	CAGR (%)
Braille Embossing	xx.xx	xx.xx	xx.xx	xx.xx	xx.xx	xx.xx	xx.xx	xx.xx
Digital Printing	xx.xx	xx.xx	xx.xx	xx.xx	xx.xx	xx.xx	xx.xx	xx.xx
Flexographic Printing	xx.xx	xx.xx	xx.xx	xx.xx	xx.xx	xx.xx	xx.xx	xx.xx
Gravure Printing	xx.xx	xx.xx	xx.xx	xx.xx	xx.xx	xx.xx	xx.xx	xx.xx
Letterpress Printing	xx.xx	xx.xx	xx.xx	xx.xx	xx.xx	xx.xx	xx.xx	xx.xx
Offset Lithography	xx.xx	xx.xx	xx.xx	xx.xx	xx.xx	xx.xx	xx.xx	xx.xx
Screen Printing	xx.xx	xx.xx	xx.xx	xx.xx	xx.xx	xx.xx	xx.xx	xx.xx
Silver-Halide Photographic Printing	xx.xx	xx.xx	xx.xx	xx.xx	xx.xx	xx.xx	xx.xx	xx.xx
Stencil Duplicator Printing	xx.xx	xx.xx	xx.xx	xx.xx	xx.xx	xx.xx	xx.xx	xx.xx
Others	xx.xx	xx.xx	xx.xx	xx.xx	xx.xx	xx.xx	xx.xx	xx.xx
Total	**xx.xx**	**xx.xx**	**xx.xx**	**xx.xx**	**xx.xx**	**xx.xx**	**xx.xx**	**xx.xx**

Table 718. Canada Book Printing & Packaging Services Market Size, by Offset Lithography, 2017-2040 (USD Million)

Offset Lithography	2017	2024	2025	2026	2027	2032	2040	CAGR (%)
Sheetfed Offset Printing	xx.xx	xx.xx	xx.xx	xx.xx	xx.xx	xx.xx	xx.xx	xx.xx
Web Offset Printing	xx.xx	xx.xx	xx.xx	xx.xx	xx.xx	xx.xx	xx.xx	xx.xx
Total	**xx.xx**	**xx.xx**	**xx.xx**	**xx.xx**	**xx.xx**	**xx.xx**	**xx.xx**	**xx.xx**

Table 719. Canada Book Printing & Packaging Services Market Size, by Digital Printing, 2017-2040 (USD Million)

Digital Printing	2017	2024	2025	2026	2027	2032	2040	CAGR (%)
Electrophotographic Printing	xx.xx	xx.xx	xx.xx	xx.xx	xx.xx	xx.xx	xx.xx	xx.xx
Inkjet Printing	xx.xx	xx.xx	xx.xx	xx.xx	xx.xx	xx.xx	xx.xx	xx.xx
Thermal Printing	xx.xx	xx.xx	xx.xx	xx.xx	xx.xx	xx.xx	xx.xx	xx.xx
Total	**xx.xx**	**xx.xx**	**xx.xx**	**xx.xx**	**xx.xx**	**xx.xx**	**xx.xx**	**xx.xx**

Table 720. Canada Book Printing & Packaging Services Market Size, by Publication Application, 2017-2040 (USD Million)

Publication Application	2017	2024	2025	2026	2027	2032	2040	CAGR (%)
Activity & Puzzle Books	xx.xx	xx.xx	xx.xx	xx.xx	xx.xx	xx.xx	xx.xx	xx.xx
Art & Photography Books	xx.xx	xx.xx	xx.xx	xx.xx	xx.xx	xx.xx	xx.xx	xx.xx
Commemorative & Personal Books	xx.xx	xx.xx	xx.xx	xx.xx	xx.xx	xx.xx	xx.xx	xx.xx
Educational & Training Books	xx.xx	xx.xx	xx.xx	xx.xx	xx.xx	xx.xx	xx.xx	xx.xx
General-Interest Books	xx.xx	xx.xx	xx.xx	xx.xx	xx.xx	xx.xx	xx.xx	xx.xx
Institutional & Corporate Books	xx.xx	xx.xx	xx.xx	xx.xx	xx.xx	xx.xx	xx.xx	xx.xx
Music Books & Scores	xx.xx	xx.xx	xx.xx	xx.xx	xx.xx	xx.xx	xx.xx	xx.xx
Religious & Devotional Books	xx.xx	xx.xx	xx.xx	xx.xx	xx.xx	xx.xx	xx.xx	xx.xx
Scholarly & Professional Books	xx.xx	xx.xx	xx.xx	xx.xx	xx.xx	xx.xx	xx.xx	xx.xx
Total	**xx.xx**	**xx.xx**	**xx.xx**	**xx.xx**	**xx.xx**	**xx.xx**	**xx.xx**	**xx.xx**

Table 721. Canada Book Printing & Packaging Services Market Size, by Educational & Training Books, 2017-2040 (USD Million)

Educational & Training Books	2017	2024	2025	2026	2027	2032	2040	CAGR (%)
Higher Education Textbooks	xx.xx	xx.xx	xx.xx	xx.xx	xx.xx	xx.xx	xx.xx	xx.xx
School Textbooks & Workbooks	xx.xx	xx.xx	xx.xx	xx.xx	xx.xx	xx.xx	xx.xx	xx.xx
Vocational & Continuing Education Books	xx.xx	xx.xx	xx.xx	xx.xx	xx.xx	xx.xx	xx.xx	xx.xx
Total	**xx.xx**	**xx.xx**	**xx.xx**	**xx.xx**	**xx.xx**	**xx.xx**	**xx.xx**	**xx.xx**

Table 722. Canada Book Printing & Packaging Services Market Size, by Commemorative & Personal Books, 2017-2040 (USD Million)

Commemorative & Personal Books	2017	2024	2025	2026	2027	2032	2040	CAGR (%)
Personal Photo & Memory Books	xx.xx	xx.xx	xx.xx	xx.xx	xx.xx	xx.xx	xx.xx	xx.xx
Yearbooks & Organizational Commemoratives	xx.xx	xx.xx	xx.xx	xx.xx	xx.xx	xx.xx	xx.xx	xx.xx
Total	**xx.xx**	**xx.xx**	**xx.xx**	**xx.xx**	**xx.xx**	**xx.xx**	**xx.xx**	**xx.xx**

Table 723. Canada Book Printing & Packaging Services Market Size, by Scholarly & Professional Books, 2017-2040 (USD Million)

Scholarly & Professional Books	2017	2024	2025	2026	2027	2032	2040	CAGR (%)
Professional & Technical Reference Books	xx.xx	xx.xx	xx.xx	xx.xx	xx.xx	xx.xx	xx.xx	xx.xx
Scholarly Research Books	xx.xx	xx.xx	xx.xx	xx.xx	xx.xx	xx.xx	xx.xx	xx.xx
Total	**xx.xx**	**xx.xx**	**xx.xx**	**xx.xx**	**xx.xx**	**xx.xx**	**xx.xx**	**xx.xx**

Table 724. Canada Book Printing & Packaging Services Market Size, by Buyer Type, 2017-2040 (USD Million)

Buyer Type	2017	2024	2025	2026	2027	2032	2040	CAGR (%)
Corporate & Commercial Buyers	xx.xx	xx.xx	xx.xx	xx.xx	xx.xx	xx.xx	xx.xx	xx.xx
Educational & Research Institutions	xx.xx	xx.xx	xx.xx	xx.xx	xx.xx	xx.xx	xx.xx	xx.xx
Government & Intergovernmental Bodies	xx.xx	xx.xx	xx.xx	xx.xx	xx.xx	xx.xx	xx.xx	xx.xx
Nonprofit & Membership Organizations	xx.xx	xx.xx	xx.xx	xx.xx	xx.xx	xx.xx	xx.xx	xx.xx
Print & Production Service Providers	xx.xx	xx.xx	xx.xx	xx.xx	xx.xx	xx.xx	xx.xx	xx.xx
Private Individuals & Households	xx.xx	xx.xx	xx.xx	xx.xx	xx.xx	xx.xx	xx.xx	xx.xx
Publishing Organizations	xx.xx	xx.xx	xx.xx	xx.xx	xx.xx	xx.xx	xx.xx	xx.xx
Self-Publishing Authors & Creators	xx.xx	xx.xx	xx.xx	xx.xx	xx.xx	xx.xx	xx.xx	xx.xx
Total	**xx.xx**	**xx.xx**	**xx.xx**	**xx.xx**	**xx.xx**	**xx.xx**	**xx.xx**	**xx.xx**

Table 725. Canada Book Printing & Packaging Services Market Size, by Production Model, 2017-2040 (USD Million)

Production Model	2017	2024	2025	2026	2027	2032	2040	CAGR (%)
Planned Stock Production	xx.xx	xx.xx	xx.xx	xx.xx	xx.xx	xx.xx	xx.xx	xx.xx
Print-on-Demand	xx.xx	xx.xx	xx.xx	xx.xx	xx.xx	xx.xx	xx.xx	xx.xx
Stock Replenishment	xx.xx	xx.xx	xx.xx	xx.xx	xx.xx	xx.xx	xx.xx	xx.xx
Total	**xx.xx**	**xx.xx**	**xx.xx**	**xx.xx**	**xx.xx**	**xx.xx**	**xx.xx**	**xx.xx**

Table 726. Canada Book Printing & Packaging Services Market Size, by Fulfillment Model, 2017-2040 (USD Million)

Fulfillment Model	2017	2024	2025	2026	2027	2032	2040	CAGR (%)
Consolidated Handoff	xx.xx	xx.xx	xx.xx	xx.xx	xx.xx	xx.xx	xx.xx	xx.xx
Distribution-List Delivery	xx.xx	xx.xx	xx.xx	xx.xx	xx.xx	xx.xx	xx.xx	xx.xx
Order-Level Fulfillment	xx.xx	xx.xx	xx.xx	xx.xx	xx.xx	xx.xx	xx.xx	xx.xx
Total	**xx.xx**	**xx.xx**	**xx.xx**	**xx.xx**	**xx.xx**	**xx.xx**	**xx.xx**	**xx.xx**

Table 727. Canada Book Printing & Packaging Services Market Size, by Procurement Channel, 2017-2040 (USD Million)

Procurement Channel	2017	2024	2025	2026	2027	2032	2040	CAGR (%)
Direct Provider Contracting	xx.xx	xx.xx	xx.xx	xx.xx	xx.xx	xx.xx	xx.xx	xx.xx
Intermediary-Led Contracting	xx.xx	xx.xx	xx.xx	xx.xx	xx.xx	xx.xx	xx.xx	xx.xx
Total	**xx.xx**	**xx.xx**	**xx.xx**	**xx.xx**	**xx.xx**	**xx.xx**	**xx.xx**	**xx.xx**

Table 728. Canada Book Printing & Packaging Services Market Size, by Print Run Length, 2017-2040 (USD Million)

Print Run Length	2017	2024	2025	2026	2027	2032	2040	CAGR (%)
Long Runs	xx.xx	xx.xx	xx.xx	xx.xx	xx.xx	xx.xx	xx.xx	xx.xx
Medium Runs	xx.xx	xx.xx	xx.xx	xx.xx	xx.xx	xx.xx	xx.xx	xx.xx
Short Runs	xx.xx	xx.xx	xx.xx	xx.xx	xx.xx	xx.xx	xx.xx	xx.xx
Single-Copy Runs	xx.xx	xx.xx	xx.xx	xx.xx	xx.xx	xx.xx	xx.xx	xx.xx
Total	**xx.xx**	**xx.xx**	**xx.xx**	**xx.xx**	**xx.xx**	**xx.xx**	**xx.xx**	**xx.xx**

Table 729. Canada Book Printing & Packaging Services Market Size, by Interior Color, 2017-2040 (USD Million)

Interior Color	2017	2024	2025	2026	2027	2032	2040	CAGR (%)
Black-and-White Interiors	xx.xx	xx.xx	xx.xx	xx.xx	xx.xx	xx.xx	xx.xx	xx.xx
Full-Color Interiors	xx.xx	xx.xx	xx.xx	xx.xx	xx.xx	xx.xx	xx.xx	xx.xx
Spot-Color Interiors	xx.xx	xx.xx	xx.xx	xx.xx	xx.xx	xx.xx	xx.xx	xx.xx
Total	**xx.xx**	**xx.xx**	**xx.xx**	**xx.xx**	**xx.xx**	**xx.xx**	**xx.xx**	**xx.xx**

Sources & Evidence

1. European Book Publishing Statistics 2024
   - Evidence informing the 2024 market-value input; displayed series and growth include calculations: European publishers reported approximately EUR xx.xx of net book-sales revenue in 2024. The disclosed ebook and audiobook proportions inform the modeled xx.xx% physical-book revenue proportion; publisher revenue is an input, not printing-service revenue.
   - Evidence informing the 2025 market-value input; displayed series and growth include calculations: The 2024 publisher-revenue and format observations provide the European demand input carried into the 2025 estimate.

2. The Global Publishing Industry in 2022

- Evidence informing the 2024 market-value input; displayed series and growth include calculations: Table xx.xx supplies country-level publishing revenues and identifies differences between retail-value, publisher-revenue, print-only and prior-year observations. Selected non-European country observations are adjusted for physical formats and period before estimating production spending.
- Evidence informing the 2025 market-value input; displayed series and growth include calculations: The selected country observations contribute to the demand pool underlying the 2025 working estimate. Nielsen retail datasets elsewhere in the publication are not used.
- Evidence informing base-year allocation inputs; displayed values and growth are calculated: Primary survey sector differences constrain the education-adjusted hardcover proxy.
- Evidence informing forecast-year allocation inputs; displayed values and growth are calculated: Primary survey sector differences constrain the education-adjusted hardcover proxy.
- Evidence informing base-year allocation inputs; displayed values and growth are calculated: Educational/trade differences qualify extrapolation of U.S. consumer-format revenue.
- Evidence informing forecast-year allocation inputs; displayed values and growth are calculated: Educational/trade differences qualify extrapolation of U.S. consumer-format revenue.
- Evidence informing base-year allocation inputs; displayed values and growth are calculated: USD xx.xx of surveyed children's publishing revenue anchors the modeled specialty demand pool, not supplier receipts.
- Evidence informing forecast-year allocation inputs; displayed values and growth are calculated: USD xx.xx of surveyed children's publishing revenue anchors the modeled specialty demand pool, not supplier receipts.
- Evidence informing base-year allocation inputs; displayed values and growth are calculated: Sector data constrain the commissioning-pool proxy; mechanical incidence remains assumed.
- Evidence informing forecast-year allocation inputs; displayed values and growth are calculated: Sector data constrain the commissioning-pool proxy; mechanical incidence remains assumed.
- Evidence informing base-year allocation inputs; displayed values and growth are calculated: Educational demand supplies a common economic anchor; loose-leaf incidence remains modeled.
- Evidence informing forecast-year allocation inputs; displayed values and growth are calculated: Educational demand supplies a common economic anchor; loose-leaf incidence remains modeled.
- Evidence informing base-year allocation inputs; displayed values and growth are calculated: Sector observations constrain the educational short-book commissioning pool.
- Evidence informing forecast-year allocation inputs; displayed values and growth are calculated: Sector observations constrain the educational short-book commissioning pool.
- Evidence informing base-year allocation inputs; displayed values and growth are calculated: The commissioning-pool anchor supports an explicit sparse-format incidence model.
- Evidence informing forecast-year allocation inputs; displayed values and growth are calculated: The commissioning-pool anchor supports an explicit sparse-format incidence model.
- Evidence informing base-year allocation inputs; displayed values and growth are calculated: Children's demand anchors the accordion working estimate, not observed accordion orders.
- Evidence informing forecast-year allocation inputs; displayed values and growth are calculated: Children's demand anchors the accordion working estimate, not observed accordion orders.
- Evidence informing base-year allocation inputs; displayed values and growth are calculated: Children's demand anchors assumed textile-book order incidence.
- Evidence informing forecast-year allocation inputs; displayed values and growth are calculated: Children's demand anchors assumed textile-book order incidence.
- Evidence informing base-year allocation inputs; displayed values and growth are calculated: Children's demand anchors assumed bath-book order incidence.
- Evidence informing forecast-year allocation inputs; displayed values and growth are calculated: Children's demand anchors assumed bath-book order incidence.
- Evidence informing base-year allocation inputs; displayed values and growth are calculated: Children's demand anchors assumed foam-book order incidence.
- Evidence informing forecast-year allocation inputs; displayed values and growth are calculated: Children's demand anchors assumed foam-book order incidence.
- Evidence informing base-year allocation inputs; displayed values and growth are calculated: The original publishing survey documents country-level trade/education revenue differences used to constrain the modeled physical-publishing mix; it does not directly measure service shares.
- Evidence informing forecast-year allocation inputs; displayed values and growth are calculated: The original publishing survey documents country-level trade/education revenue differences used to constrain the modeled physical-publishing mix; it does not directly measure service shares.

3. 2024 年新闻出版统计公报

- Evidence informing the 2024 market-value input; displayed series and growth include calculations: For 2024, the official table reports xx.xx book copies or sheets and CNY xx.xx of book-publishing revenue. These constrain the demand bridge and historical contraction, rather than directly measuring printing-service sales.
- Evidence informing the 2025 market-value input; displayed series and growth include calculations: The 2024 book-publishing observation supplies the Chinese demand primitive for the 2025 model.
- Evidence informing base-year allocation inputs; displayed values and growth are calculated: Official 2024 output of xx.xx copies/sheets constrains total modeled publisher activity; it does not disclose single-copy production.
- Evidence informing forecast-year allocation inputs; displayed values and growth are calculated: Official 2024 output of xx.xx copies/sheets constrains total modeled publisher activity; it does not disclose single-copy production.
- Evidence informing base-year allocation inputs; displayed values and growth are calculated: Aggregate copies and annual title output constrain the shared activity model, not an observed short-run share.
- Evidence informing forecast-year allocation inputs; displayed values and growth are calculated: Aggregate copies and annual title output constrain the shared activity model, not an observed short-run share.
- Evidence informing base-year allocation inputs; displayed values and growth are calculated: Aggregate production provides a scale check for the medium-run assumption; annual copies per title are not individual batches.
- Evidence informing forecast-year allocation inputs; displayed values and growth are calculated: Aggregate production provides a scale check for the medium-run assumption; annual copies per title are not individual batches.
- Evidence informing base-year allocation inputs; displayed values and growth are calculated: Approximately xx.xx annual copies per title constrain the long-run scenario without proving its batch mix or forecast.
- Evidence informing forecast-year allocation inputs; displayed values and growth are calculated: Approximately xx.xx annual copies per title constrain the long-run scenario without proving its batch mix or forecast.

4. Foreign Exchange Rates - G.5A Annual, January 5, 2026

- Evidence informing the 2024 market-value input; displayed series and growth include calculations: The official 2024 annual-average conversion inputs are USD xx.xx per EUR, CNY xx.xx per USD and CAD xx.xx per USD.
- Evidence informing the 2025 market-value input; displayed series and growth include calculations: The exchange-rate table establishes the conversion basis of the preceding-year demand inputs used in the 2025 estimate; subsequent effective-USD price assumptions are modeled separately.

5. Book publishing industry, 2024 - Statistics Canada
   - Evidence informing the 2024 market-value input; displayed series and growth include calculations: Canadian publishers reported CAD xx.xx of print sales outside the online category and CAD xx.xx of online print sales in 2024. Their sum, rather than total operating revenue, supplies the physical-book demand input.
   - Evidence informing the 2025 market-value input; displayed series and growth include calculations: Reported cost of goods sold of CAD xx.xx, up CAD xx.xx from 2022, supplies a cost-pressure cross-check, not a directly attributable printing-services total.
   - Evidence informing base-year allocation inputs; displayed values and growth are calculated: CAD xx.xx plus CAD xx.xx of print sales supplies a physical-book commissioning proxy; digital growth constrains the forecast mix. ([www150.statcan.gc.ca](https://www150.statcan.gc.ca/n1/daily-quotidien/xx.xx/dq260205b-eng.pdf))
   - Evidence informing forecast-year allocation inputs; displayed values and growth are calculated: CAD xx.xx plus CAD xx.xx of print sales supplies a physical-book commissioning proxy; digital growth constrains the forecast mix. ([www150.statcan.gc.ca](https://www150.statcan.gc.ca/n1/daily-quotidien/xx.xx/dq260205b-eng.pdf))
   - Evidence informing base-year allocation inputs; displayed values and growth are calculated: Canadian online versus other print-sales values constrain parcel exposure, with explicit value-to-unit and geographic limitations.
   - Evidence informing forecast-year allocation inputs; displayed values and growth are calculated: Canadian online versus other print-sales values constrain parcel exposure, with explicit value-to-unit and geographic limitations.
   - Evidence informing base-year allocation inputs; displayed values and growth are calculated: The print-channel value mix supplies a limited parcel-demand proxy, not observed envelope purchases.
   - Evidence informing forecast-year allocation inputs; displayed values and growth are calculated: The print-channel value mix supplies a limited parcel-demand proxy, not observed envelope purchases.
   - Evidence informing base-year allocation inputs; displayed values and growth are calculated: The print-channel value mix supplies a limited parcel-demand proxy, not observed bag purchases.
   - Evidence informing forecast-year allocation inputs; displayed values and growth are calculated: The print-channel value mix supplies a limited parcel-demand proxy, not observed bag purchases.
   - Evidence informing base-year allocation inputs; displayed values and growth are calculated: Modest observed online-print growth qualifies aggressive parcel-related wrapping assumptions.
   - Evidence informing forecast-year allocation inputs; displayed values and growth are calculated: Modest observed online-print growth qualifies aggressive parcel-related wrapping assumptions.
   - Evidence informing base-year allocation inputs; displayed values and growth are calculated: Channel activity constrains the modeled delivery-pack population requiring separate protection.
   - Evidence informing forecast-year allocation inputs; displayed values and growth are calculated: Channel activity constrains the modeled delivery-pack population requiring separate protection.
   - Evidence informing base-year allocation inputs; displayed values and growth are calculated: Channel activity constrains the modeled delivery-pack population requiring closures.
   - Evidence informing forecast-year allocation inputs; displayed values and growth are calculated: Channel activity constrains the modeled delivery-pack population requiring closures.

6. U.S. Census Bureau - Books Printing: Shipments, annual table
   - Evidence informing the 2017 market-value input; displayed series and growth include calculations: U.S. books-printing shipments were USD xx.xx in 2017; this is a national production anchor for the historical model.
   - Evidence informing the 2018 market-value input; displayed series and growth include calculations: U.S. books-printing shipments were USD xx.xx in 2018.
   - Evidence informing the 2019 market-value input; displayed series and growth include calculations: U.S. books-printing shipments were USD xx.xx in 2019.
   - Evidence informing the 2020 market-value input; displayed series and growth include calculations: U.S. books-printing shipments were USD xx.xx in 2020.
   - Evidence informing the 2021 market-value input; displayed series and growth include calculations: U.S. books-printing shipments were USD xx.xx in 2021.
   - Evidence informing the 2022 market-value input; displayed series and growth include calculations: U.S. books-printing shipments were USD xx.xx in 2022.
   - Evidence informing the 2024 market-value input; displayed series and growth include calculations: U.S. books-printing shipments were USD xx.xx in 2024. This national industrial measure is narrower than the composite global service boundary.
7. U.S. Census Bureau - Book Publishers, All Establishments: Revenue, annual table
   - Evidence informing the 2024 market-value input; displayed series and growth include calculations: The Census annual series reports USD xx.xx of U.S. book-publisher revenue for 2024. A modeled xx.xx% physical-book proportion excludes digital and other adjacent receipts.
   - Evidence informing the 2025 market-value input; displayed series and growth include calculations: The 2024 Census observation replaces an older survey-based U.S. revenue bridge in the demand pool underlying 2025.

8. Scholastic Corporation - Form 10-K for the year ended May 31, 2025

- Evidence informing the 2024 market-value input; displayed series and growth include calculations: Scholastic's fiscal 2024 product, service, production and inventory-reserve costs were xx.xx% of revenue; postage, freight, shipping, fulfillment and other costs were xx.xx%. These broad categories constrain, but do not directly establish, eligible outsourced-service spending.
- Evidence informing the 2025 market-value input; displayed series and growth include calculations: The corresponding fiscal 2025 proportions were xx.xx% and xx.xx%. Royalties and prepublication amortization are separately disclosed, allowing their exclusion from the service-market bridge.
- Evidence informing base-year allocation inputs; displayed values and growth are calculated: Fiscal-2025 product, service, production and inventory-reserve costs were xx.xx% of revenue. The broader cost category constrains the manufacturing spending boundary but does not directly disclose printing-service revenue.
- Evidence informing forecast-year allocation inputs; displayed values and growth are calculated: Fiscal-2025 product, service, production and inventory-reserve costs were xx.xx% of revenue. The broader cost category constrains the manufacturing spending boundary but does not directly disclose printing-service revenue.
- Evidence informing base-year allocation inputs; displayed values and growth are calculated: Prepublication amortization is disclosed separately from production costs, supporting exclusion of adjacent amortization rather than equating it with externally purchased prepress.
- Evidence informing forecast-year allocation inputs; displayed values and growth are calculated: Prepublication amortization is disclosed separately from production costs, supporting exclusion of adjacent amortization rather than equating it with externally purchased prepress.
- Evidence informing base-year allocation inputs; displayed values and growth are calculated: Postage, freight, shipping, fulfillment and other costs were xx.xx% of revenue in fiscal 2025 versus xx.xx% in fiscal 2024. This is a broad buyer-cost check, not an eligible outsourced-fulfillment share.
- Evidence informing forecast-year allocation inputs; displayed values and growth are calculated: Postage, freight, shipping, fulfillment and other costs were xx.xx% of revenue in fiscal 2025 versus xx.xx% in fiscal 2024. This is a broad buyer-cost check, not an eligible outsourced-fulfillment share.
- Evidence informing base-year allocation inputs; displayed values and growth are calculated: Outsourced manufacturing coexists with company-operated distribution. Fiscal-2025 production-related costs were xx.xx% of revenue, constraining the inherited spending bridge rather than directly measuring the assumed route fraction.
- Evidence informing forecast-year allocation inputs; displayed values and growth are calculated: Outsourced manufacturing coexists with company-operated distribution. Fiscal-2025 production-related costs were xx.xx% of revenue, constraining the inherited spending bridge rather than directly measuring the assumed route fraction.
- Evidence informing base-year allocation inputs; displayed values and growth are calculated: Book-club revenue was xx.xx% online-ordered and xx.xx% parent-ordered, while products typically went to classrooms. This challenges the use of online sales as a proxy for the external contractor's delivery model.
- Evidence informing forecast-year allocation inputs; displayed values and growth are calculated: Book-club revenue was xx.xx% online-ordered and xx.xx% parent-ordered, while products typically went to classrooms. This challenges the use of online sales as a proxy for the external contractor's delivery model.
- Evidence informing base-year allocation inputs; displayed values and growth are calculated: Direct printer-to-customer fulfillment is a disclosed option. Broader logistics/other costs were xx.xx% of revenue versus xx.xx% previously, providing a cost-boundary check but no global order-level share or service-price growth observation.
- Evidence informing forecast-year allocation inputs; displayed values and growth are calculated: Direct printer-to-customer fulfillment is a disclosed option. Broader logistics/other costs were xx.xx% of revenue versus xx.xx% previously, providing a cost-boundary check but no global order-level share or service-price growth observation.

9. CEWE achieves all targets in 2025 and aims to further increase revenue and earnings in 2026

- Evidence informing the 2025 market-value input; displayed series and growth include calculations: CEWE reported xx.xx CEWE PHOTOBOOK copies in 2025 versus xx.xx in 2024, supporting a positive specialty-book volume assumption without establishing global adoption.
- Evidence informing the 2026 market-value input; displayed series and growth include calculations: Observed 2025 photobook growth informs the specialty-demand assumption for 2026; the market value remains modeled.
- Evidence informing the 2032 market-value input; displayed series and growth include calculations: The observed specialty-book activity is a starting condition for the forecast, not independent proof of continued growth through 2032.
- Evidence informing the 2040 market-value input; displayed series and growth include calculations: The forecast explicitly slows specialty-demand growth after 2032; this source supplies the initial commercial observation, not the long-term growth rate.
- Evidence informing base-year allocation inputs; displayed values and growth are calculated: CEWE reports xx.xx photobooks in 2025 compared with xx.xx in 2024. This independently establishes specialty-book activity underlying the nonpublisher model, without establishing a global expansion factor.
- Evidence informing forecast-year allocation inputs; displayed values and growth are calculated: CEWE reports xx.xx photobooks in 2025 compared with xx.xx in 2024. This independently establishes specialty-book activity underlying the nonpublisher model, without establishing a global expansion factor.
- Evidence informing base-year allocation inputs; displayed values and growth are calculated: Observed photobook activity supports retaining premium specialty commissions in the manufacturing mix; the binding allocation and unchanged future cohort profile remain assumptions.
- Evidence informing forecast-year allocation inputs; displayed values and growth are calculated: Observed photobook activity supports retaining premium specialty commissions in the manufacturing mix; the binding allocation and unchanged future cohort profile remain assumptions.
- Evidence informing base-year allocation inputs; displayed values and growth are calculated: Reported photobook volumes constrain personal-book activity and the nonpublisher starting condition, not hardcover prevalence or future share.
- Evidence informing forecast-year allocation inputs; displayed values and growth are calculated: Reported photobook volumes constrain personal-book activity and the nonpublisher starting condition, not hardcover prevalence or future share.
- Evidence informing base-year allocation inputs; displayed values and growth are calculated: Photobook activity supports the separate personal-book commissioning block; its softcover fraction remains assumed.
- Evidence informing forecast-year allocation inputs; displayed values and growth are calculated: Photobook activity supports the separate personal-book commissioning block; its softcover fraction remains assumed.
- Evidence informing base-year allocation inputs; displayed values and growth are calculated: Reported photobook copies rose from xx.xx to xx.xx; the narrower 2026 target qualifies strong specialty-growth assumptions.
- Evidence informing forecast-year allocation inputs; displayed values and growth are calculated: Reported photobook copies rose from xx.xx to xx.xx; the narrower 2026 target qualifies strong specialty-growth assumptions.
- Evidence informing base-year allocation inputs; displayed values and growth are calculated: Specialty-book activity constrains the presentation-demand scenario but does not measure gift-box attachment.
- Evidence informing forecast-year allocation inputs; displayed values and growth are calculated: Specialty-book activity constrains the presentation-demand scenario but does not measure gift-box attachment.
- Evidence informing base-year allocation inputs; displayed values and growth are calculated: Reports xx.xx CEWE PHOTOBOOK units in 2025 versus xx.xx in 2024, constraining the specialty-book demand budget without establishing a global process split.
- Evidence informing forecast-year allocation inputs; displayed values and growth are calculated: Reports xx.xx CEWE PHOTOBOOK units in 2025 versus xx.xx in 2024, constraining the specialty-book demand budget without establishing a global process split.
- Evidence informing base-year allocation inputs; displayed values and growth are calculated: Observed photobook activity supports the common photographic-demand input; electrophotographic attribution remains an explicit assumption.
- Evidence informing forecast-year allocation inputs; displayed values and growth are calculated: Observed photobook activity supports the common photographic-demand input; electrophotographic attribution remains an explicit assumption.
- Evidence informing base-year allocation inputs; displayed values and growth are calculated: The photobook

10. Paperback Printing Cost - Kindle Direct Publishing

- Evidence informing the 2025 market-value input; displayed series and growth include calculations: The inspected U.S. paperback schedule charges USD xx.xx plus USD xx.xx per page for the specified regular-trim black-ink category. It provides a contemporary commercial price comparison for the assumed USD xx.xx self-publishing production receipt, not an observed historical price or volume.
- Evidence informing the 2026 market-value input; displayed series and growth include calculations: The schedule distinguishes printing charges from royalties and retail list prices, supporting the production-receipt boundary used in the estimate.
- Evidence informing base-year allocation inputs; displayed values and growth are calculated: The current U.S. regular-trim black-ink schedule uses USD xx.xx plus USD xx.xx per page for the relevant page band, yielding the USD xx.xx representative manufacturing comparator. It anchors relative weights, not an observed global 2025 price or future share.
- Evidence informing forecast-year allocation inputs; displayed values and growth are calculated: The current U.S. regular-trim black-ink schedule uses USD xx.xx plus USD xx.xx per page for the relevant page band, yielding the USD xx.xx representative manufacturing comparator. It anchors relative weights, not an observed global 2025 price or future share.
- Evidence informing base-year allocation inputs; displayed values and growth are calculated: The paperback manufacturing comparator supplies the baseline from which the modeled binding component and hardcover increment are separated.
- Evidence informing forecast-year allocation inputs; displayed values and growth are calculated: The paperback manufacturing comparator supplies the baseline from which the modeled binding component and hardcover increment are separated.
- Evidence informing base-year allocation inputs; displayed values and growth are calculated: The separately identified paperback printing charge constrains the self-publishing production-receipt model and its distinction from retail proceeds.
- Evidence informing forecast-year allocation inputs; displayed values and growth are calculated: The separately identified paperback printing charge constrains the self-publishing production-receipt model and its distinction from retail proceeds.
- Evidence informing base-year allocation inputs; displayed values and growth are calculated: The inspected U.S. regular-trim black-ink schedule charges USD xx.xx plus USD xx.xx per page. It is a contemporary production-charge comparison for the modeled USD xx.xx receipt, not an observed historical Global average.
- Evidence informing forecast-year allocation inputs; displayed values and growth are calculated: The inspected U.S. regular-trim black-ink schedule charges USD xx.xx plus USD xx.xx per page. It is a contemporary production-charge comparison for the modeled USD xx.xx receipt, not an observed historical Global average.
- Evidence informing base-year allocation inputs; displayed values and growth are calculated: The relevant current U.S. paperback printing schedule is USD xx.xx plus USD xx.xx per page, giving USD xx.xx at xx.xx pages. This is a commercial price comparison for creator-production receipts, not proof of 2025 realization, volume or fulfillment mix.
- Evidence informing forecast-year allocation inputs; displayed values and growth are calculated: The relevant current U.S. paperback printing schedule is USD xx.xx plus USD xx.xx per page, giving USD xx.xx at xx.xx pages. This is a commercial price comparison for creator-production receipts, not proof of 2025 realization, volume or fulfillment mix.
- Evidence informing base-year allocation inputs; displayed values and growth are calculated: The current U.S. regular-trim black-ink schedule of USD xx.xx plus USD xx.xx per page gives USD xx.xx at xx.xx pages, a magnitude check for modeled single-copy receipts. It establishes neither global volume nor historical or forecast share.
- Evidence informing forecast-year allocation inputs; displayed values and growth are calculated: The current U.S. regular-trim black-ink schedule of USD xx.xx plus USD xx.xx per page gives USD xx.xx at xx.xx pages, a magnitude check for modeled single-copy receipts. It establishes neither global volume nor historical or forecast share.
- Evidence informing base-year allocation inputs; displayed values and growth are calculated: The current U.S. regular-trim black-ink schedule charges USD xx.xx plus USD xx.xx per page, yielding USD xx.xx for xx.xx pages. This is a contemporary price comparator, not a historical global average. ([kdp.amazon.com](https://kdp.amazon.com/en_US/help/topic/G201834340))
- Evidence informing forecast-year allocation inputs; displayed values and growth are calculated: The current U.S. regular-trim black-ink schedule charges USD xx.xx plus USD xx.xx per page, yielding USD xx.xx for xx.xx pages. This is a contemporary price comparator, not a historical global average. ([kdp.amazon.com](https://kdp.amazon.com/en_US/help/topic/G201834340))
- Evidence informing base-year allocation inputs; displayed values and growth are calculated: The comparable standard and premium color charges calculate to USD xx.xx and USD xx.xx. They constrain relative

11. European Book Publishing Statistics 2017

- Evidence informing the 2017 market-value input; displayed series and growth include calculations: The association's primary survey reports approximately EUR xx.xx of European net publisher revenue for 2017, constraining the pre-pandemic demand level.

12. European Book Publishing Statistics 2019

- Evidence informing the 2018 market-value input; displayed series and growth include calculations: The association reports approximately EUR xx.xx of publisher revenue for 2018.
- Evidence informing the 2019 market-value input; displayed series and growth include calculations: The association reports approximately EUR xx.xx for 2019 and identifies a questionnaire change that limits exact comparability with earlier observations.

13. 2021 年新闻出版产业分析报告

- Evidence informing the 2020 market-value input; displayed series and growth include calculations: The official report's 2021 comparison identifies a substantial rebound from 2020, constraining the pandemic-recovery bridge.
- Evidence informing the 2021 market-value input; displayed series and growth include calculations: China reported xx.xx book copies or sheets in 2021, up xx.xx%; the report also distinguishes textbook output and reprints.
- Evidence informing base-year allocation inputs; displayed values and growth are calculated: China's official 2021 textbook share was xx.xx% of book copies. It supplies an older educational-activity proxy, not a monochrome share.
([nppa.gov.cn](https://www.nppa.gov.cn/xxgk/fdzdgknr/tjxx/xx.xx/P020230530667517704140.pdf))
- Evidence informing forecast-year allocation inputs; displayed values and growth are calculated: China's official 2021 textbook share was xx.xx% of book copies. It supplies an older educational-activity proxy, not a monochrome share.
([nppa.gov.cn](https://www.nppa.gov.cn/xxgk/fdzdgknr/tjxx/xx.xx/P020230530667517704140.pdf))
- Evidence informing base-year allocation inputs; displayed values and growth are calculated: The textbook copy proportion constrains educational exposure; comparable monetary intensity and spot-color incidence are modeled separately.
([nppa.gov.cn](https://www.nppa.gov.cn/xxgk/fdzdgknr/tjxx/xx.xx/P020230530667517704140.pdf))
- Evidence informing forecast-year allocation inputs; displayed values and growth are calculated: The textbook copy proportion constrains educational exposure; comparable monetary intensity and spot-color incidence are modeled separately.
([nppa.gov.cn](https://www.nppa.gov.cn/xxgk/fdzdgknr/tjxx/xx.xx/P020230530667517704140.pdf))
- Evidence informing base-year allocation inputs; displayed values and growth are calculated: The educational-activity observation contributes to the shared demand proxy carried into the full-color base and forecast models; no color split is reported.
([nppa.gov.cn](https://www.nppa.gov.cn/xxgk/fdzdgknr/tjxx/xx.xx/P020230530667517704140.pdf))
- Evidence informing forecast-year allocation inputs; displayed values and growth are calculated: The educational-activity observation contributes to the shared demand proxy carried into the full-color base and forecast models; no color split is reported.
([nppa.gov.cn](https://www.nppa.gov.cn/xxgk/fdzdgknr/tjxx/xx.xx/P020230530667517704140.pdf))

14. European Book Publishing Statistics 2023

- Evidence informing the 2022 market-value input; displayed series and growth include calculations: European net publisher revenue was approximately EUR xx.xx in 2022; the association describes paper-cost pressure and price-led growth.

15. Hardcover Printing Cost - Kindle Direct Publishing
    - Evidence informing base-year allocation inputs; displayed values and growth are calculated: The current U.S. regular-trim hardcover schedule uses USD xx.xx plus USD xx.xx per page in the relevant band. Comparison with paperback charges constrains the premium-equivalent manufacturing model.
    - Evidence informing forecast-year allocation inputs; displayed values and growth are calculated: The current U.S. regular-trim hardcover schedule uses USD xx.xx plus USD xx.xx per page in the relevant band. Comparison with paperback charges constrains the premium-equivalent manufacturing model.
    - Evidence informing base-year allocation inputs; displayed values and growth are calculated: The USD xx.xx fixed-charge difference supplies the POD premium input; the xx.xx% commercial-run realization and premium incidence are explicitly modeled rather than disclosed.
    - Evidence informing forecast-year allocation inputs; displayed values and growth are calculated: The USD xx.xx fixed-charge difference supplies the POD premium input; the xx.xx% commercial-run realization and premium incidence are explicitly modeled rather than disclosed.
16. User Fees - University of Wisconsin-Milwaukee Print & Copy Services
    - Evidence informing base-year allocation inputs; displayed values and growth are calculated: The university service schedule separately prices preflight/prepress preparation at USD xx.xx per hour, establishing a paid preparation activity rather than an automatic component of every printing-platform purchase.
    - Evidence informing forecast-year allocation inputs; displayed values and growth are calculated: The university service schedule separately prices preflight/prepress preparation at USD xx.xx per hour, establishing a paid preparation activity rather than an automatic component of every printing-platform purchase.
    - Evidence informing base-year allocation inputs; displayed values and growth are calculated: Perfect binding is listed at USD xx.xx-xx.xx per book. The lower endpoint is the model's basic-binding comparator, not a measured worldwide realization.
    - Evidence informing forecast-year allocation inputs; displayed values and growth are calculated: Perfect binding is listed at USD xx.xx-xx.xx per book. The lower endpoint is the model's basic-binding comparator, not a measured worldwide realization.

17. How Much Does It Cost to Print a Book? - QinPrinting
    - Evidence informing base-year allocation inputs; displayed values and growth are calculated: The supplier's delivered xx.xx-page, xx.xx-copy color-book examples list USD xx.xx for softcover and USD xx.xx for hardcover. They provide a commercial-run countercheck, with delivery and product differences preventing direct substitution.
    - Evidence informing forecast-year allocation inputs; displayed values and growth are calculated: The supplier's delivered xx.xx-page, xx.xx-copy color-book examples list USD xx.xx for softcover and USD xx.xx for hardcover. They provide a commercial-run countercheck, with delivery and product differences preventing direct substitution.
    - Evidence informing base-year allocation inputs; displayed values and growth are calculated: The smaller hardcover premium in this offset example qualifies extrapolation of the full POD hardcover increment into binding revenue.
    - Evidence informing forecast-year allocation inputs; displayed values and growth are calculated: The smaller hardcover premium in this offset example qualifies extrapolation of the full POD hardcover increment into binding revenue.
    - Evidence informing base-year allocation inputs; displayed values and growth are calculated: Comparable hardcover and softcover quotations constrain the assumed relative manufacturing realization after scope adjustments.
    - Evidence informing forecast-year allocation inputs; displayed values and growth are calculated: Comparable hardcover and softcover quotations constrain the assumed relative manufacturing realization after scope adjustments.
    - Evidence informing base-year allocation inputs; displayed values and growth are calculated: Softcover prices provide a commercial comparison, not a historical global average.
    - Evidence informing forecast-year allocation inputs; displayed values and growth are calculated: Softcover prices provide a commercial comparison, not a historical global average.
    - Evidence informing base-year allocation inputs; displayed values and growth are calculated: Board-book quotations constrain the assumed production receipt; delivery and duties require adjustment.
    - Evidence informing forecast-year allocation inputs; displayed values and growth are calculated: Board-book quotations constrain the assumed production receipt; delivery and duties require adjustment.
    - Evidence informing base-year allocation inputs; displayed values and growth are calculated: Mechanical-binding quotations constrain the unit-receipt assumption, not incidence.
    - Evidence informing forecast-year allocation inputs; displayed values and growth are calculated: Mechanical-binding quotations constrain the unit-receipt assumption, not incidence.
    - Evidence informing base-year allocation inputs; displayed values and growth are calculated: Short-booklet quotations constrain the lower realization used for eligible saddle-stitched books.
    - Evidence informing forecast-year allocation inputs; displayed values and growth are calculated: Short-booklet quotations constrain the lower realization used for eligible saddle-stitched books.
18. Book Wrap Mailers / Book Boxes - Packaging ONE
    - Evidence informing base-year allocation inputs; displayed values and growth are calculated: The manufacturer lists MP2 book mailers at GBP xx.xx each for xx.xx packs of xx.xx excluding VAT. The converted unit price supplies the packaging-creation value proxy, not a global average or a historical quote.
    - Evidence informing forecast-year allocation inputs; displayed values and growth are calculated: The manufacturer lists MP2 book mailers at GBP xx.xx each for xx.xx packs of xx.xx excluding VAT. The converted unit price supplies the packaging-creation value proxy, not a global average or a historical quote.
    - Evidence informing base-year allocation inputs; displayed values and growth are calculated: The enclosure price forms the other side of the creation-versus-packing ratio. One comparable enclosure per packing unit is an explicit activity-matching assumption.
    - Evidence informing forecast-year allocation inputs; displayed values and growth are calculated: The enclosure price forms the other side of the creation-versus-packing ratio. One comparable enclosure per packing unit is an explicit activity-matching assumption.

19. Foreign Exchange Rates - G.5A Annual, January 5, 2026
    - Evidence informing base-year allocation inputs; displayed values and growth are calculated: The official 2025 annual average is USD xx.xx per GBP. It converts the GBP packaging comparator into the common monetary basis used in the starting allocation.
    - Evidence informing forecast-year allocation inputs; displayed values and growth are calculated: The official 2025 annual average is USD xx.xx per GBP. It converts the GBP packaging comparator into the common monetary basis used in the starting allocation.
    - Evidence informing base-year allocation inputs; displayed values and growth are calculated: The same conversion supports the common-currency packaging/packing denominator inherited by the forecast; no 2032 exchange rate is asserted.
    - Evidence informing forecast-year allocation inputs; displayed values and growth are calculated: The same conversion supports the common-currency packaging/packing denominator inherited by the forecast; no 2032 exchange rate is asserted.
20. Optional Book Publishing Services - InstantPublisher
    - Evidence informing base-year allocation inputs; displayed values and growth are calculated: The provider lists layout/typesetting at USD xx.xx per page with a USD xx.xx minimum. This supports the preparation-spending feasibility check, with purchase incidence and copies per job remaining assumptions.
    - Evidence informing forecast-year allocation inputs; displayed values and growth are calculated: The provider lists layout/typesetting at USD xx.xx per page with a USD xx.xx minimum. This supports the preparation-spending feasibility check, with purchase incidence and copies per job remaining assumptions.
    - Evidence informing base-year allocation inputs; displayed values and growth are calculated: Individual shrink-wrapping is listed at USD xx.xx each plus USD xx.xx setup. Amortizing setup over an assumed xx.xx copies gives the USD xx.xx packing comparator.
    - Evidence informing forecast-year allocation inputs; displayed values and growth are calculated: Individual shrink-wrapping is listed at USD xx.xx each plus USD xx.xx setup. Amortizing setup over an assumed xx.xx copies gives the USD xx.xx packing comparator.
21. How Does Merchant Pricing Work for Ecommerce Stores? - Lulu Direct
    - Evidence informing base-year allocation inputs; displayed values and growth are calculated: The September 2026 merchant-pricing explanation identifies a USD xx.xx fulfillment fee and separates merchant retail receipts from payments for supplier production, shipping and taxes. The fee is a contemporary feasibility comparator, not verified 2025 penetration or a future charge.
    - Evidence informing forecast-year allocation inputs; displayed values and growth are calculated: The September 2026 merchant-pricing explanation identifies a USD xx.xx fulfillment fee and separates merchant retail receipts from payments for supplier production, shipping and taxes. The fee is a contemporary feasibility comparator, not verified 2025 penetration or a future charge.
    - Evidence informing base-year allocation inputs; displayed values and growth are calculated: Merchant retail receipts are separate from payments for printing and fulfillment. The current page lists a USD xx.xx fulfillment fee, with shipping and taxes separately calculated. This supports the service-value boundary, not a historical average fee or global order volume.
    - Evidence informing forecast-year allocation inputs; displayed values and growth are calculated: Merchant retail receipts are separate from payments for printing and fulfillment. The current page lists a USD xx.xx fulfillment fee, with shipping and taxes separately calculated. This supports the service-value boundary, not a historical average fee or global order volume.
    - Evidence informing base-year allocation inputs; displayed values and growth are calculated: Lulu identifies separate retail and production/fulfillment transactions and a USD xx.xx fulfillment fee. This supports excluding merchant retail margins from production-service value and avoiding automatic procurement-channel classification from the storefront.
    - Evidence informing forecast-year allocation inputs; displayed values and growth are calculated: Lulu identifies separate retail and production/fulfillment transactions and a USD xx.xx fulfillment fee. This supports excluding merchant retail margins from production-service value and avoiding automatic procurement-channel classification from the storefront.

22. AAP December 2025 StatShot Report

- Evidence informing base-year allocation inputs; displayed values and growth are calculated: The primary monthly reporting panel's full-year 2025 trade figures show paperback revenue down xx.xx%. This qualifies broad physical-book growth assumptions and supplies directional mix evidence only.
- Evidence informing forecast-year allocation inputs; displayed values and growth are calculated: The primary monthly reporting panel's full-year 2025 trade figures show paperback revenue down xx.xx%. This qualifies broad physical-book growth assumptions and supplies directional mix evidence only.
- Evidence informing base-year allocation inputs; displayed values and growth are calculated: The same approximately xx.xx-publisher panel shows hardcover revenue up xx.xx%. It supports a modest premium-mix hypothesis but neither measures global binding spending nor proves the forecast.
- Evidence informing forecast-year allocation inputs; displayed values and growth are calculated: The same approximately xx.xx-publisher panel shows hardcover revenue up xx.xx%. It supports a modest premium-mix hypothesis but neither measures global binding spending nor proves the forecast.
- Evidence informing base-year allocation inputs; displayed values and growth are calculated: Direct-participant 2025 hardback revenue of approximately USD xx.xx anchors the adjusted conventional-format model; it is not printing revenue or a global share.
- Evidence informing forecast-year allocation inputs; displayed values and growth are calculated: Direct-participant 2025 hardback revenue of approximately USD xx.xx anchors the adjusted conventional-format model; it is not printing revenue or a global share.
- Evidence informing base-year allocation inputs; displayed values and growth are calculated: Reported paperback revenue of approximately USD xx.xx plus USD xx.xx mass-market revenue supplies the comparison input. Reported annual movements qualify the forecast starting mix, not its future persistence.
- Evidence informing forecast-year allocation inputs; displayed values and growth are calculated: Reported paperback revenue of approximately USD xx.xx plus USD xx.xx mass-market revenue supplies the comparison input. Reported annual movements qualify the forecast starting mix, not its future persistence.
- Evidence informing base-year allocation inputs; displayed values and growth are calculated: Direct publisher-sample religious and trade physical-format receipts provide a category-intensity proxy, subject to explicit geographic and coverage adjustments.
- Evidence informing forecast-year allocation inputs; displayed values and growth are calculated: Direct publisher-sample religious and trade physical-format receipts provide a category-intensity proxy, subject to explicit geographic and coverage adjustments.
- Evidence informing base-year allocation inputs; displayed values and growth are calculated: Reported professional-book receipts and their 2025 decline challenge assumptions of automatic growth from recurring reference relationships.
- Evidence informing forecast-year allocation inputs; displayed values and growth are calculated: Reported professional-book receipts and their 2025 decline challenge assumptions of automatic growth from recurring reference relationships.

23. Print and Associated Services Framework - Lot 1 Buyer Guide: Framework Objectives
    - Evidence informing base-year allocation inputs; displayed values and growth are calculated: The public purchasing framework separately specifies production-management advice. It establishes a purchased responsibility but not a global fee rate or permission to count subcontract pass-through as retained revenue.
    - Evidence informing forecast-year allocation inputs; displayed values and growth are calculated: The public purchasing framework separately specifies production-management advice. It establishes a purchased responsibility but not a global fee rate or permission to count subcontract pass-through as retained revenue.
    - Evidence informing base-year allocation inputs; displayed values and growth are calculated: The framework also specifies finished-goods stock holding and call-off, with required holding costs included in the print-job price. This supports allocating embedded production-linked fulfillment rather than restricting the category to standalone invoices.
    - Evidence informing forecast-year allocation inputs; displayed values and growth are calculated: The framework also specifies finished-goods stock holding and call-off, with required holding costs included in the print-job price. This supports allocating embedded production-linked fulfillment rather than restricting the category to standalone invoices.
    - Evidence informing base-year allocation inputs; displayed values and growth are calculated: Finished goods may be held for call-off, with storage included in the print job where required. This supports consolidated releases as a production-linked arrangement without assuming every release is an individual order.
    - Evidence informing forecast-year allocation inputs; displayed values and growth are calculated: Finished goods may be held for call-off, with storage included in the print job where required. This supports consolidated releases as a production-linked arrangement without assuming every release is an individual order.
    - Evidence informing base-year allocation inputs; displayed values and growth are calculated: Contractors maintain designated distribution lists, deliver to nominated addresses and receive job-specific copy allocations, supporting the modeled list-delivery category.
    - Evidence informing forecast-year allocation inputs; displayed values and growth are calculated: Contractors maintain designated distribution lists, deliver to nominated addresses and receive job-specific copy allocations, supporting the modeled list-delivery category.
    - Evidence informing base-year allocation inputs; displayed values and growth are calculated: The coexistence of stock holding, call-off and distribution-list obligations supports separating production trigger from fulfillment responsibility; call-off alone does not establish transaction-level fulfillment.
    - Evidence informing forecast-year allocation inputs; displayed values and growth are calculated: The coexistence of stock holding, call-off and distribution-list obligations supports separating production trigger from fulfillment responsibility; call-off alone does not establish transaction-level fulfillment.

24. Frequently Asked Questions - IngramSpark
    - Evidence informing base-year allocation inputs; displayed values and growth are calculated: IngramSpark states that it does not provide editing, typesetting or design services. This counterexample prevents treating all platform manufacturing commissions as purchases of professional preparation services.
    - Evidence informing forecast-year allocation inputs; displayed values and growth are calculated: IngramSpark states that it does not provide editing, typesetting or design services. This counterexample prevents treating all platform manufacturing commissions as purchases of professional preparation services.
    - Evidence informing base-year allocation inputs; displayed values and growth are calculated: The provider permits nonexclusive sourcing when the customer owns its ISBN and does not offer editing, typesetting or design. These terms constrain the author service boundary, not adoption or revenue growth.
    - Evidence informing forecast-year allocation inputs; displayed values and growth are calculated: The provider permits nonexclusive sourcing when the customer owns its ISBN and does not offer editing, typesetting or design. These terms constrain the author service boundary, not adoption or revenue growth.
    - Evidence informing base-year allocation inputs; displayed values and growth are calculated: IngramSpark permits nonexclusive use of other printers, distributors and fulfillment providers when publishers own their ISBN. This establishes an alternative-sourcing option, not observed switching or a numerical channel allocation.
    - Evidence informing forecast-year allocation inputs; displayed values and growth are calculated: IngramSpark permits nonexclusive use of other printers, distributors and fulfillment providers when publishers own their ISBN. This establishes an alternative-sourcing option, not observed switching or a numerical channel allocation.
25. Packaging Printing & Production - Imago Group
    - Evidence informing base-year allocation inputs; displayed values and growth are calculated: The supplier identifies book slipcases, clamshell cases, tray-and-lid constructions and multicomponent publisher packaging. This supports the enclosure-production boundary and the limitation of a simple mailer-price proxy; it does not supply sales weights.
    - Evidence informing forecast-year allocation inputs; displayed values and growth are calculated: The supplier identifies book slipcases, clamshell cases, tray-and-lid constructions and multicomponent publisher packaging. This supports the enclosure-production boundary and the limitation of a simple mailer-price proxy; it does not supply sales weights.
26. Services - Bridgeport National Bindery
    - Evidence informing base-year allocation inputs; displayed values and growth are calculated: The short-run book-production portfolio separately lists shrink-wrapping and set packing. It establishes commercial packing activity distinct from enclosure manufacture and binding, without measuring its revenue.
    - Evidence informing forecast-year allocation inputs; displayed values and growth are calculated: The short-run book-production portfolio separately lists shrink-wrapping and set packing. It establishes commercial packing activity distinct from enclosure manufacture and binding, without measuring its revenue.
27. Terms and Conditions - CPI Print Germany
    - Evidence informing base-year allocation inputs; displayed values and growth are calculated: Published terms distinguish ex-works production prices from packaging, freight and postage and reserve specified input-cost adjustment rights. They support comparable-scope valuation but do not establish realized inflation.
    - Evidence informing forecast-year allocation inputs; displayed values and growth are calculated: Published terms distinguish ex-works production prices from packaging, freight and postage and reserve specified input-cost adjustment rights. They support comparable-scope valuation but do not establish realized inflation.
    - Evidence informing base-year allocation inputs; displayed values and growth are calculated: Separate treatment of forwarding and storage responsibilities supports the eligible production-linked service boundary; contractual rights do not prove the assumed future fee-growth rate.
    - Evidence informing forecast-year allocation inputs; displayed values and growth are calculated: Separate treatment of forwarding and storage responsibilities supports the eligible production-linked service boundary; contractual rights do not prove the assumed future fee-growth rate.

28. ONIX Codelists Issue 75 - List 150: Product Form
    - Evidence informing base-year allocation inputs; displayed values and growth are calculated: BB identifies hardback/cased books.
    - Evidence informing forecast-year allocation inputs; displayed values and growth are calculated: BB identifies hardback/cased books.
    - Evidence informing base-year allocation inputs; displayed values and growth are calculated: BC identifies paperback/softback books.
    - Evidence informing forecast-year allocation inputs; displayed values and growth are calculated: BC identifies paperback/softback books.
    - Evidence informing base-year allocation inputs; displayed values and growth are calculated: BH distinguishes board-page books from conventional books with rigid covers.
    - Evidence informing forecast-year allocation inputs; displayed values and growth are calculated: BH distinguishes board-page books from conventional books with rigid covers.
    - Evidence informing base-year allocation inputs; displayed values and growth are calculated: BE groups spiral, comb and coil forms.
    - Evidence informing forecast-year allocation inputs; displayed values and growth are calculated: BE groups spiral, comb and coil forms.
    - Evidence informing base-year allocation inputs; displayed values and growth are calculated: BD identifies loose-leaf books.
    - Evidence informing forecast-year allocation inputs; displayed values and growth are calculated: BD identifies loose-leaf books.
    - Evidence informing base-year allocation inputs; displayed values and growth are calculated: BF includes stapled short books; nonbook uses are excluded from the model.
    - Evidence informing forecast-year allocation inputs; displayed values and growth are calculated: BF includes stapled short books; nonbook uses are excluded from the model.
    - Evidence informing base-year allocation inputs; displayed values and growth are calculated: BL recognizes slide-bound books without measuring current sales.
    - Evidence informing forecast-year allocation inputs; displayed values and growth are calculated: BL recognizes slide-bound books without measuring current sales.
    - Evidence informing base-year allocation inputs; displayed values and growth are calculated: BO recognizes continuous concertina-fold books; nonbook charts are excluded.
    - Evidence informing forecast-year allocation inputs; displayed values and growth are calculated: BO recognizes continuous concertina-fold books; nonbook charts are excluded.
    - Evidence informing base-year allocation inputs; displayed values and growth are calculated: BI identifies textile-page books, not cloth-covered paper books.
    - Evidence informing forecast-year allocation inputs; displayed values and growth are calculated: BI identifies textile-page books, not cloth-covered paper books.
    - Evidence informing base-year allocation inputs; displayed values and growth are calculated: BJ identifies waterproof bath-book forms.
    - Evidence informing forecast-year allocation inputs; displayed values and growth are calculated: BJ identifies waterproof bath-book forms.
    - Evidence informing base-year allocation inputs; displayed values and growth are calculated: BP identifies foam-page and foam-cover books.
    - Evidence informing forecast-year allocation inputs; displayed values and growth are calculated: BP identifies foam-page and foam-cover books.

29. Thomson Reuters - Fourth-Quarter and Full-Year 2025 Results
    - Evidence informing base-year allocation inputs; displayed values and growth are calculated: Global Print revenue and contraction constrain professional-print scale and substitution direction; content receipts are not treated as loose-leaf service revenue.
    - Evidence informing forecast-year allocation inputs; displayed values and growth are calculated: Global Print revenue and contraction constrain professional-print scale and substitution direction; content receipts are not treated as loose-leaf service revenue.
30. Lulu - Discontinuing Saddle Stitch in Global Distribution
    - Evidence informing base-year allocation inputs; displayed values and growth are calculated: Provider-specific wholesale distribution restrictions establish a channel constraint, not a global sales weight or measured forecast decline.
    - Evidence informing forecast-year allocation inputs; displayed values and growth are calculated: Provider-specific wholesale distribution restrictions establish a channel constraint, not a global sales weight or measured forecast decline.
31. MAGACOPY Sofia - Copying and Printing Prices
    - Evidence informing base-year allocation inputs; displayed values and growth are calculated: A current EUR xx.xx binding-only charge establishes a live commercial service and a price-scope comparison; full-book USD receipts and incidence remain assumed.
    - Evidence informing forecast-year allocation inputs; displayed values and growth are calculated: A current EUR xx.xx binding-only charge establishes a live commercial service and a price-scope comparison; full-book USD receipts and incidence remain assumed.
32. Imago Group - Spotlight on Children's Books for National Young Readers Week
    - Evidence informing base-year allocation inputs; displayed values and growth are calculated: The company's children's portfolio supports board-book commercial classification, not order volumes.
    - Evidence informing forecast-year allocation inputs; displayed values and growth are calculated: The company's children's portfolio supports board-book commercial classification, not order volumes.
    - Evidence informing base-year allocation inputs; displayed values and growth are calculated: Cloth-book offerings support the textile-page category premise, not its modeled incidence.
    - Evidence informing forecast-year allocation inputs; displayed values and growth are calculated: Cloth-book offerings support the textile-page category premise, not its modeled incidence.
    - Evidence informing base-year allocation inputs; displayed values and growth are calculated: Bath-book offerings support a separate commercial category; sales and service receipts are undisclosed.
    - Evidence informing forecast-year allocation inputs; displayed values and growth are calculated: Bath-book offerings support a separate commercial category; sales and service receipts are undisclosed.
33. Pegasus - My First Book of Shapes: EVA Foam Book
    - Evidence informing base-year allocation inputs; displayed values and growth are calculated: The dated 2025 product identifies foam pages and supports commercial-status and classification checks, not global volume or supplier realization.
    - Evidence informing forecast-year allocation inputs; displayed values and growth are calculated: The dated 2025 product identifies foam pages and supports commercial-status and classification checks, not global volume or supplier realization.

34. U.S. Consumer Product Safety Commission - Children's Books
    - Evidence informing base-year allocation inputs; displayed values and growth are calculated: Product classification and intended audience affect commercial compliance accountability; no numerical surcharge is inferred.
    - Evidence informing forecast-year allocation inputs; displayed values and growth are calculated: Product classification and intended audience affect commercial compliance accountability; no numerical surcharge is inferred.
    - Evidence informing base-year allocation inputs; displayed values and growth are calculated: The exemption boundary supports separate classification rather than assumed conventional-book treatment.
    - Evidence informing forecast-year allocation inputs; displayed values and growth are calculated: The exemption boundary supports separate classification rather than assumed conventional-book treatment.
    - Evidence informing base-year allocation inputs; displayed values and growth are calculated: Compliance classification is retained as an uncertainty, not an exclusion or measured price premium.
    - Evidence informing forecast-year allocation inputs; displayed values and growth are calculated: Compliance classification is retained as an uncertainty, not an exclusion or measured price premium.
    - Evidence informing base-year allocation inputs; displayed values and growth are calculated: Specialty construction does not itself establish ordinary-book exemption eligibility or market inactivity.
    - Evidence informing forecast-year allocation inputs; displayed values and growth are calculated: Specialty construction does not itself establish ordinary-book exemption eligibility or market inactivity.
35. Puget Bindery - Services
    - Evidence informing base-year allocation inputs; displayed values and growth are calculated: The provider identifies training manuals and reference guides as mechanical-binding applications, supporting the commissioning premise without measuring sales incidence.
    - Evidence informing forecast-year allocation inputs; displayed values and growth are calculated: The provider identifies training manuals and reference guides as mechanical-binding applications, supporting the commissioning premise without measuring sales incidence.
    - Evidence informing base-year allocation inputs; displayed values and growth are calculated: Lists commercial letterpress book plates and specialty inserts, supporting a component-service model rather than attribution of the entire book price.
    - Evidence informing forecast-year allocation inputs; displayed values and growth are calculated: Lists commercial letterpress book plates and specialty inserts, supporting a component-service model rather than attribution of the entire book price.
    - Evidence informing base-year allocation inputs; displayed values and growth are calculated: The bindery identifies commercial printers, publishers and corporate print buyers as customers and excludes direct-to-consumer sales. This supports trade-purchasing attribution but supplies no sales percentage.
    - Evidence informing forecast-year allocation inputs; displayed values and growth are calculated: The bindery identifies commercial printers, publishers and corporate print buyers as customers and excludes direct-to-consumer sales. This supports trade-purchasing attribution but supplies no sales percentage.

36. ONIX Codelists Issue 75 - List 80: Product Packaging Type
    - Evidence informing base-year allocation inputs; displayed values and growth are calculated: Separates single-item and multivolume slipcases; supplies classification, not sales weights.
    - Evidence informing forecast-year allocation inputs; displayed values and growth are calculated: Separates single-item and multivolume slipcases; supplies classification, not sales weights.
    - Evidence informing base-year allocation inputs; displayed values and growth are calculated: Distinguishes lidded boxes from slipcase-style boxed sets.
    - Evidence informing forecast-year allocation inputs; displayed values and growth are calculated: Distinguishes lidded boxes from slipcase-style boxed sets.
    - Evidence informing base-year allocation inputs; displayed values and growth are calculated: Open-ended wraparound sleeves are distinct from enclosed wrapping.
    - Evidence informing forecast-year allocation inputs; displayed values and growth are calculated: Open-ended wraparound sleeves are distinct from enclosed wrapping.
    - Evidence informing base-year allocation inputs; displayed values and growth are calculated: Recognizes envelope-like slip-sleeves and wallets or folders.
    - Evidence informing forecast-year allocation inputs; displayed values and growth are calculated: Recognizes envelope-like slip-sleeves and wallets or folders.
    - Evidence informing base-year allocation inputs; displayed values and growth are calculated: Recognizes pouch and bag packaging independently.
    - Evidence informing forecast-year allocation inputs; displayed values and growth are calculated: Recognizes pouch and bag packaging independently.
    - Evidence informing base-year allocation inputs; displayed values and growth are calculated: Separately recognizes shrink-wrapped products and bundles.
    - Evidence informing forecast-year allocation inputs; displayed values and growth are calculated: Separately recognizes shrink-wrapped products and bundles.
    - Evidence informing base-year allocation inputs; displayed values and growth are calculated: Defines formed-plastic clamshells and card-backed blister packaging as distinct constructions.
    - Evidence informing forecast-year allocation inputs; displayed values and growth are calculated: Defines formed-plastic clamshells and card-backed blister packaging as distinct constructions.
    - Evidence informing base-year allocation inputs; displayed values and growth are calculated: Explicitly recognizes book browse-prevention closures.
    - Evidence informing forecast-year allocation inputs; displayed values and growth are calculated: Explicitly recognizes book browse-prevention closures.

37. U.S. Government Publishing Office - Program 827-S: Federal Aviation Administration Books, Contract Pricing and Specifications

- Evidence informing base-year allocation inputs; displayed values and growth are calculated: Historical evaluation quantities provide a container-heavy institutional purchasing counterexample, not global shipment shares.
- Evidence informing forecast-year allocation inputs; displayed values and growth are calculated: Historical evaluation quantities provide a container-heavy institutional purchasing counterexample, not global shipment shares.
- Evidence informing base-year allocation inputs; displayed values and growth are calculated: Separately identifies kraft-envelope packing within the book procurement.
- Evidence informing forecast-year allocation inputs; displayed values and growth are calculated: Separately identifies kraft-envelope packing within the book procurement.
- Evidence informing base-year allocation inputs; displayed values and growth are calculated: Identifies cushioned shipping bags as an eligible book-order enclosure.
- Evidence informing forecast-year allocation inputs; displayed values and growth are calculated: Identifies cushioned shipping bags as an eligible book-order enclosure.
- Evidence informing base-year allocation inputs; displayed values and growth are calculated: Includes wrapped shipping bundles as an alternative purchasing configuration.
- Evidence informing forecast-year allocation inputs; displayed values and growth are calculated: Includes wrapped shipping bundles as an alternative purchasing configuration.
- Evidence informing base-year allocation inputs; displayed values and growth are calculated: Requires packing and filler separately from the external enclosure.
- Evidence informing forecast-year allocation inputs; displayed values and growth are calculated: Requires packing and filler separately from the external enclosure.
- Evidence informing base-year allocation inputs; displayed values and growth are calculated: Identifies closure tape and securing straps independently of container construction.
- Evidence informing forecast-year allocation inputs; displayed values and growth are calculated: Identifies closure tape and securing straps independently of container construction.

38. U.S. Government Publishing Office - Print Order Form 2511 Instructions
    - Evidence informing base-year allocation inputs; displayed values and growth are calculated: Specifies paper-banded sets separately from shrink-wrapped sets.
    - Evidence informing forecast-year allocation inputs; displayed values and growth are calculated: Specifies paper-banded sets separately from shrink-wrapped sets.
    - Evidence informing base-year allocation inputs; displayed values and growth are calculated: Describes shrink-wrapped units nested within cartons, supporting component attribution.
    - Evidence informing forecast-year allocation inputs; displayed values and growth are calculated: Describes shrink-wrapped units nested within cartons, supporting component attribution.
    - Evidence informing base-year allocation inputs; displayed values and growth are calculated: Distinguishes internal packaging, container quantities and pallet requirements.
    - Evidence informing forecast-year allocation inputs; displayed values and growth are calculated: Distinguishes internal packaging, container quantities and pallet requirements.
    - Evidence informing base-year allocation inputs; displayed values and growth are calculated: The instructions distinguish nominated delivery addresses and warehouse receiving arrangements, supporting the receiving-point attribution premise, not an observed consolidated market share.
    - Evidence informing forecast-year allocation inputs; displayed values and growth are calculated: The instructions distinguish nominated delivery addresses and warehouse receiving arrangements, supporting the receiving-point attribution premise, not an observed consolidated market share.
    - Evidence informing base-year allocation inputs; displayed values and growth are calculated: Supplemental distribution lists accommodate multiple destinations, supporting the distinction between preallocated destination delivery and a single receiving-point handoff.
    - Evidence informing forecast-year allocation inputs; displayed values and growth are calculated: Supplemental distribution lists accommodate multiple destinations, supporting the distinction between preallocated destination delivery and a single receiving-point handoff.
    - Evidence informing base-year allocation inputs; displayed values and growth are calculated: GPO specifies black interior inks separately from cover inks, supporting the monochrome classification and underlying-book attribution premise, not its modeled sales weight. ([gpo.gov](https://www.gpo.gov/docs/default-source/forms-standards-pdf-files/2511_instructions.pdf))
    - Evidence informing forecast-year allocation inputs; displayed values and growth are calculated: GPO specifies black interior inks separately from cover inks, supporting the monochrome classification and underlying-book attribution premise, not its modeled sales weight. ([gpo.gov](https://www.gpo.gov/docs/default-source/forms-standards-pdf-files/2511_instructions.pdf))
    - Evidence informing base-year allocation inputs; displayed values and growth are calculated: Designated Pantone specifications are recognized for interior inks, supporting a separate spot-color commercial category without measuring its share. ([gpo.gov](https://www.gpo.gov/docs/default-source/forms-standards-pdf-files/2511_instructions.pdf))
    - Evidence informing forecast-year allocation inputs; displayed values and growth are calculated: Designated Pantone specifications are recognized for interior inks, supporting a separate spot-color commercial category without measuring its share. ([gpo.gov](https://www.gpo.gov/docs/default-source/forms-standards-pdf-files/2511_instructions.pdf))
    - Evidence informing base-year allocation inputs; displayed values and growth are calculated: Four-color process is identified as full color for interior pages; cover color is separately specified. This supports classification at both modeled anchors. ([gpo.gov](https://www.gpo.gov/docs/default-source/forms-standards-pdf-files/2511_instructions.pdf))
    - Evidence informing forecast-year allocation inputs; displayed values and growth are calculated: Four-color process is identified as full color for interior pages; cover color is separately specified. This supports classification at both modeled anchors. ([gpo.gov](https://www.gpo.gov/docs/default-source/forms-standards-pdf-files/2511_instructions.pdf))

39. GPOExpress Program Pricing Guide - November 2024
    - Evidence informing base-year allocation inputs; displayed values and growth are calculated: USD xx.xx hand folding provides a handling-cost comparison; the complete band realization remains modeled.
    - Evidence informing forecast-year allocation inputs; displayed values and growth are calculated: USD xx.xx hand folding provides a handling-cost comparison; the complete band realization remains modeled.
    - Evidence informing base-year allocation inputs; displayed values and growth are calculated: USD xx.xx per shrink wrap anchors a small-run comparison, not the assumed global realization.
    - Evidence informing forecast-year allocation inputs; displayed values and growth are calculated: USD xx.xx per shrink wrap anchors a small-run comparison, not the assumed global realization.
    - Evidence informing base-year allocation inputs; displayed values and growth are calculated: USD xx.xx auxiliary insertion supplies a handling-price comparison, not protective-material sales.
    - Evidence informing forecast-year allocation inputs; displayed values and growth are calculated: USD xx.xx auxiliary insertion supplies a handling-price comparison, not protective-material sales.
40. Hardcover Book Protection: Dust Jackets or Slipcases?
    - Evidence informing base-year allocation inputs; displayed values and growth are calculated: Own-product EXW slipcase prices of USD xx.xx, USD xx.xx and USD xx.xx at xx.xx xx.xx and xx.xx units constrain relative realizations.
    - Evidence informing forecast-year allocation inputs; displayed values and growth are calculated: Own-product EXW slipcase prices of USD xx.xx, USD xx.xx and USD xx.xx at xx.xx xx.xx and xx.xx units constrain relative realizations.
41. Book Printing Cost in China: How Printing Prices Are Calculated
    - Evidence informing base-year allocation inputs; displayed values and growth are calculated: Approximately USD xx.xx per export carton including basic packing materials constrains the bulk-package budget; the container allocation is modeled.
    - Evidence informing forecast-year allocation inputs; displayed values and growth are calculated: Approximately USD xx.xx per export carton including basic packing materials constrains the bulk-package budget; the container allocation is modeled.
    - Evidence informing base-year allocation inputs; displayed values and growth are calculated: The inclusive carton quotation constrains combined spending; its cushioning split is assumed.
    - Evidence informing forecast-year allocation inputs; displayed values and growth are calculated: The inclusive carton quotation constrains combined spending; its cushioning split is assumed.
    - Evidence informing base-year allocation inputs; displayed values and growth are calculated: The inclusive carton quotation constrains combined spending; its closure split is assumed.
    - Evidence informing forecast-year allocation inputs; displayed values and growth are calculated: The inclusive carton quotation constrains combined spending; its closure split is assumed.
42. Make Believe Ideas - Independent Retail Catalog 2025
    - Evidence informing base-year allocation inputs; displayed values and growth are calculated: The 2025 catalog identifies activity books with cover-mounted blisters, establishing book-specific participation but not packaging revenue or volume.
    - Evidence informing forecast-year allocation inputs; displayed values and growth are calculated: The 2025 catalog identifies activity books with cover-mounted blisters, establishing book-specific participation but not packaging revenue or volume.
43. Bookmobile - Request Book Printing Quotes the Right Way to Save Money
    - Evidence informing base-year allocation inputs; displayed values and growth are calculated: The printer's bookstore-oriented purchasing guidance cautions against universal shrink-wrap attachment.
    - Evidence informing forecast-year allocation inputs; displayed values and growth are calculated: The printer's bookstore-oriented purchasing guidance cautions against universal shrink-wrap attachment.

44. Digital Book Printing - Bookmobile
    - Evidence informing base-year allocation inputs; displayed values and growth are calculated: The current book-production portfolio separately offers poly bags, supporting commercial category participation rather than a sales weight.
    - Evidence informing forecast-year allocation inputs; displayed values and growth are calculated: The current book-production portfolio separately offers poly bags, supporting commercial category participation rather than a sales weight.
    - Evidence informing base-year allocation inputs; displayed values and growth are calculated: The current portfolio offers shrink-wrap independently of other finishing options.
    - Evidence informing forecast-year allocation inputs; displayed values and growth are calculated: The current portfolio offers shrink-wrap independently of other finishing options.
45. Sell Books on Shopify - Lulu
    - Evidence informing forecast-year allocation inputs; displayed values and growth are calculated: The offered storefront-to-print-and-ship route supports an accessible production-linked parcel channel, not assumed demand.
    - Evidence informing forecast-year allocation inputs; displayed values and growth are calculated: Direct fulfillment availability supports the parcel-use scenario without establishing envelope mix.
    - Evidence informing forecast-year allocation inputs; displayed values and growth are calculated: Direct fulfillment availability supports the parcel-use scenario without establishing bag mix.
46. European Commission - New EU Rules on Packaging Enter into Application
    - Evidence informing forecast-year allocation inputs; displayed values and growth are calculated: Regional packaging minimization supports a directional right-sizing premise, not a measured global box-price effect.
    - Evidence informing forecast-year allocation inputs; displayed values and growth are calculated: Waste-reduction requirements inform the bounded substitution scenario; they do not quantify band adoption.
    - Evidence informing forecast-year allocation inputs; displayed values and growth are calculated: Regional circularity requirements inform lower lightweight-bag exposure without implying a global book-bag ban.
    - Evidence informing forecast-year allocation inputs; displayed values and growth are calculated: Material substitution remains partly internal to the combined film-and-paper category.
    - Evidence informing forecast-year allocation inputs; displayed values and growth are calculated: Regional recyclability pressure informs the niche substitution scenario, not an observed blister-sales decline.
    - Evidence informing forecast-year allocation inputs; displayed values and growth are calculated: Empty-space reduction provides a directional premise for lower cushioning allowance per individual box.
47. Digital Printing - U.S. Government Publishing Office
    - Evidence informing base-year allocation inputs; displayed values and growth are calculated: Procurement examples allow offset or digital alternatives while restricting some digital variants, supporting an acceptance- and run-mix model rather than a universal quality ranking. This is a modeling premise, not an observed process share.
    - Evidence informing forecast-year allocation inputs; displayed values and growth are calculated: Procurement examples allow offset or digital alternatives while restricting some digital variants, supporting an acceptance- and run-mix model rather than a universal quality ranking. This is a modeling premise, not an observed process share.
    - Evidence informing base-year allocation inputs; displayed values and growth are calculated: The purchasing guidance supports conditional digital substitution, not unrestricted interchangeability or an observed forecast allocation.
    - Evidence informing forecast-year allocation inputs; displayed values and growth are calculated: The purchasing guidance supports conditional digital substitution, not unrestricted interchangeability or an observed forecast allocation.

48. Clays demonstrate dedication to digital investment
    - Evidence informing base-year allocation inputs; displayed values and growth are calculated: Reports xx.xx books annually and xx.xx books of digital capacity in an older investment statement; this constrains scale but is not a 2025 realized output mix.
    - Evidence informing forecast-year allocation inputs; displayed values and growth are calculated: Reports xx.xx books annually and xx.xx books of digital capacity in an older investment statement; this constrains scale but is not a 2025 realized output mix.
    - Evidence informing base-year allocation inputs; displayed values and growth are calculated: The company's inkjet investment supports an existing book-production application and a conditional adoption premise, not a quantified global forecast.
    - Evidence informing forecast-year allocation inputs; displayed values and growth are calculated: The company's inkjet investment supports an existing book-production application and a conditional adoption premise, not a quantified global forecast.
    - Evidence informing base-year allocation inputs; displayed values and growth are calculated: The capacity/output comparison is a limited commercial check on continued conventional book production, not a direct offset revenue observation.
    - Evidence informing forecast-year allocation inputs; displayed values and growth are calculated: The capacity/output comparison is a limited commercial check on continued conventional book production, not a direct offset revenue observation.
49. ISO/TC 130 - Guidelines for Using Print Production Standards, Version 1.0, 2019
    - Evidence informing base-year allocation inputs; displayed values and growth are calculated: Distinguishes packaging use cases and printing processes, supporting allocation of gravure to book-associated components rather than the full value of a book.
    - Evidence informing forecast-year allocation inputs; displayed values and growth are calculated: Distinguishes packaging use cases and printing processes, supporting allocation of gravure to book-associated components rather than the full value of a book.
    - Evidence informing base-year allocation inputs; displayed values and growth are calculated: Identifies flexographic packaging applications; the book-specific spending budget and process coefficients remain modeled.
    - Evidence informing forecast-year allocation inputs; displayed values and growth are calculated: Identifies flexographic packaging applications; the book-specific spending budget and process coefficients remain modeled.
50. Premium Layflat Photo Books - PhotobookShop
    - Evidence informing base-year allocation inputs; displayed values and growth are calculated: Offers bound silver-halide photographic books and distinguishes them from digitally printed alternatives, supporting the model's separate photographic category rather than an observed sales weight.
    - Evidence informing forecast-year allocation inputs; displayed values and growth are calculated: Offers bound silver-halide photographic books and distinguishes them from digitally printed alternatives, supporting the model's separate photographic category rather than an observed sales weight.
51. The Cormac McCarthy Collection - The Folio Society
    - Evidence informing base-year allocation inputs; displayed values and growth are calculated: Documents screen-printed cloth covers on physical book editions, supporting component-level commercial attribution. It does not measure supplier component receipts or global uptake.
    - Evidence informing forecast-year allocation inputs; displayed values and growth are calculated: Documents screen-printed cloth covers on physical book editions, supporting component-level commercial attribution. It does not measure supplier component receipts or global uptake.

52. Risograph Digital Duplicator Order Form, 2026 - Minneapolis College of Art and Design
    - Evidence informing base-year allocation inputs; displayed values and growth are calculated: The 2026 institutional form recognizes Risograph book/booklet orders but excludes assembly. It supports a limited application boundary, not 2025 external commercial volume; internal institutional charges are excluded from the numerator.
    - Evidence informing forecast-year allocation inputs; displayed values and growth are calculated: The 2026 institutional form recognizes Risograph book/booklet orders but excludes assembly. It supports a limited application boundary, not 2025 external commercial volume; internal institutional charges are excluded from the numerator.
53. American Printing House - 2024 Annual Report
    - Evidence informing base-year allocation inputs; displayed values and growth are calculated: Fiscal 2024 product sales were USD xx.xx; braille publications represented xx.xx% of product sales; xx.xx braille volumes were produced. These inputs constrain an adjusted production-realization proxy, not a global market share.
    - Evidence informing base-year allocation inputs; displayed values and growth are calculated: The decline from xx.xx braille volumes in 2022 qualifies a uniform physical-demand growth assumption and informs the slower relative forecast activity weight.
    - Evidence informing forecast-year allocation inputs; displayed values and growth are calculated: Fiscal 2024 product sales were USD xx.xx; braille publications represented xx.xx% of product sales; xx.xx braille volumes were produced. These inputs constrain an adjusted production-realization proxy, not a global market share.
    - Evidence informing forecast-year allocation inputs; displayed values and growth are calculated: The decline from xx.xx braille volumes in 2022 qualifies a uniform physical-demand growth assumption and informs the slower relative forecast activity weight.
54. Kodak Moments Kiosk - Kodak Alaris
    - Evidence informing base-year allocation inputs; displayed values and growth are calculated: Advertises book-capable retail kiosk equipment and a photographic-printing portfolio. Used only as a commercial-route premise for the thermal working estimate, not as evidence of thermal book-service sales, utilization or the final share.
    - Evidence informing forecast-year allocation inputs; displayed values and growth are calculated: Advertises book-capable retail kiosk equipment and a photographic-printing portfolio. Used only as a commercial-route premise for the thermal working estimate, not as evidence of thermal book-service sales, utilization or the final share.
55. 二〇二一年全国新闻出版业基本情况
    - Evidence informing base-year allocation inputs; displayed values and growth are calculated: Official 2021 aggregate textbook output distinguishes school, tertiary and vocational/adult activity; historical volumes require value and global-scope adjustments.
    - Evidence informing forecast-year allocation inputs; displayed values and growth are calculated: Official 2021 aggregate textbook output distinguishes school, tertiary and vocational/adult activity; historical volumes require value and global-scope adjustments.
    - Evidence informing base-year allocation inputs; displayed values and growth are calculated: Secondary, primary and teaching-book aggregate sheet counts form the school activity weight.
    - Evidence informing forecast-year allocation inputs; displayed values and growth are calculated: Secondary, primary and teaching-book aggregate sheet counts form the school activity weight.
    - Evidence informing base-year allocation inputs; displayed values and growth are calculated: Tertiary textbook aggregate output supplies the higher-education activity input before an assumed relative-service-value adjustment.
    - Evidence informing forecast-year allocation inputs; displayed values and growth are calculated: Tertiary textbook aggregate output supplies the higher-education activity input before an assumed relative-service-value adjustment.
    - Evidence informing base-year allocation inputs; displayed values and growth are calculated: Vocational, adult and literacy textbook output supplies the corresponding historical activity input.
    - Evidence informing forecast-year allocation inputs; displayed values and growth are calculated: Vocational, adult and literacy textbook output supplies the corresponding historical activity input.

56. Music, printed or in manuscript imports by country, 2024 - World Integrated Trade Solution
    - Evidence informing base-year allocation inputs; displayed values and growth are calculated: Official HS xx.xx import observations constrain the music-publication value bridge; domestic supply, physical-book eligibility and the printing-service fraction remain modeled.
    - Evidence informing forecast-year allocation inputs; displayed values and growth are calculated: Official HS xx.xx import observations constrain the music-publication value bridge; domestic supply, physical-book eligibility and the printing-service fraction remain modeled.
57. Bloomsbury Publishing - 2024/25 Results Presentation
    - Evidence informing base-year allocation inputs; displayed values and growth are calculated: Separate Academic & Professional print, digital and rights/service receipts demonstrate the required physical-revenue boundary; company mix is not treated as global market share.
    - Evidence informing forecast-year allocation inputs; displayed values and growth are calculated: Separate Academic & Professional print, digital and rights/service receipts demonstrate the required physical-revenue boundary; company mix is not treated as global market share.
    - Evidence informing base-year allocation inputs; displayed values and growth are calculated: Observed physical academic publishing activity supports commercial applicability but does not verify the assumed global research/reference ratio.
    - Evidence informing forecast-year allocation inputs; displayed values and growth are calculated: Observed physical academic publishing activity supports commercial applicability but does not verify the assumed global research/reference ratio.
58. HDSB - RFSQ 26-013: Yearbook Software and Printing Services
    - Evidence informing base-year allocation inputs; displayed values and growth are calculated: The qualification notice establishes a commissioned yearbook scope including printing, binding and school delivery; it supplies no awarded value and is not used as a sales weight.
    - Evidence informing forecast-year allocation inputs; displayed values and growth are calculated: The qualification notice establishes a commissioned yearbook scope including printing, binding and school delivery; it supplies no awarded value and is not used as a sales weight.
    - Evidence informing base-year allocation inputs; displayed values and growth are calculated: The yearbook qualification notice restricts supply to prequalified vendors while permitting school bulk orders and individual ordering. It supports separating commissioning authority from ultimate payment, but discloses no fulfilled-order value.
    - Evidence informing forecast-year allocation inputs; displayed values and growth are calculated: The yearbook qualification notice restricts supply to prequalified vendors while permitting school bulk orders and individual ordering. It supports separating commissioning authority from ultimate payment, but discloses no fulfilled-order value.
    - Evidence informing base-year allocation inputs; displayed values and growth are calculated: The individual-ordering option establishes an attribution uncertainty relevant to the modeled household portion; it does not establish the assumed xx.xx% proportion.
    - Evidence informing forecast-year allocation inputs; displayed values and growth are calculated: The individual-ordering option establishes an attribution uncertainty relevant to the modeled household portion; it does not establish the assumed xx.xx% proportion.

59. U.S. Census Bureau - 2022 Economic Census, Books Printing Questionnaire MC-32312
    - Evidence informing base-year allocation inputs; displayed values and growth are calculated: The official printing questionnaire supports the distinction between textbook and general-book production; recognition is not treated as a revenue weight.
    - Evidence informing forecast-year allocation inputs; displayed values and growth are calculated: The official printing questionnaire supports the distinction between textbook and general-book production; recognition is not treated as a revenue weight.
    - Evidence informing base-year allocation inputs; displayed values and growth are calculated: Recognized coloring-book output supports treating recreational activity commissions separately from institutional textbooks according to purpose.
    - Evidence informing forecast-year allocation inputs; displayed values and growth are calculated: Recognized coloring-book output supports treating recreational activity commissions separately from institutional textbooks according to purpose.
60. Press Information Bureau - Department of School Education & Literacy, Year End Review 2024
    - Evidence informing base-year allocation inputs; displayed values and growth are calculated: The government review describes substantial NCERT physical-textbook activity, independently qualifying the physical-availability premise without establishing attributable supplier revenue.
    - Evidence informing forecast-year allocation inputs; displayed values and growth are calculated: The government review describes substantial NCERT physical-textbook activity, independently qualifying the physical-availability premise without establishing attributable supplier revenue.
61. 2022 North American Industry Classification System - United States
    - Evidence informing base-year allocation inputs; displayed values and growth are calculated: Dedicated book-publishing activity is separated from institutional primary activities and printing without publishing, constraining the Publishing Organizations numerator.
    - Evidence informing forecast-year allocation inputs; displayed values and growth are calculated: Dedicated book-publishing activity is separated from institutional primary activities and printing without publishing, constraining the Publishing Organizations numerator.
62. U.S. Census Bureau - Books Printing: 2002
    - Evidence informing base-year allocation inputs; displayed values and growth are calculated: Table xx.xx reports 2002 U.S. books-printing contract-work costs of USD xx.xx and shipments of USD xx.xx. Their ratio supplies a dated manufacturing-subcontract proxy, held constant within the forecast component.
    - Evidence informing forecast-year allocation inputs; displayed values and growth are calculated: Table xx.xx reports 2002 U.S. books-printing contract-work costs of USD xx.xx and shipments of USD xx.xx. Their ratio supplies a dated manufacturing-subcontract proxy, held constant within the forecast component.
    - Evidence informing base-year allocation inputs; displayed values and growth are calculated: The historical subcontract-cost input constrains the modeled transfer from publisher-origin commissioning to performing suppliers, without adding another gross contract value.
    - Evidence informing forecast-year allocation inputs; displayed values and growth are calculated: The historical subcontract-cost input constrains the modeled transfer from publisher-origin commissioning to performing suppliers, without adding another gross contract value.
63. Samfine Creation Holdings Group Limited - Form 20-F for the year ended December 31, 2025
    - Evidence informing base-year allocation inputs; displayed values and growth are calculated: The company reports USD xx.xx of 2025 book-product revenue and principally serves book traders that secure printing contracts and outsource production. This is a supplier-specific quantitative role check, not a Global allocation weight.
    - Evidence informing forecast-year allocation inputs; displayed values and growth are calculated: The company reports USD xx.xx of 2025 book-product revenue and principally serves book traders that secure printing contracts and outsource production. This is a supplier-specific quantitative role check, not a Global allocation weight.

64. Ministry of Education - NCERT and Amazon Letter of Engagement, October 7, 2024
    - Evidence informing base-year allocation inputs; displayed values and growth are calculated: The October xx.xx 2024 announcement targeted xx.xx NCERT books for academic 2025-xx.xx. This is a planned institutional activity anchor; realization, eligible receipts and subsequent growth are modeled separately.
    - Evidence informing forecast-year allocation inputs; displayed values and growth are calculated: The October xx.xx 2024 announcement targeted xx.xx NCERT books for academic 2025-xx.xx. This is a planned institutional activity anchor; realization, eligible receipts and subsequent growth are modeled separately.
65. Bangladesh e-GP - NCTB/TEXTBOOK/2025, Package GD.102_SEC_8.031
    - Evidence informing base-year allocation inputs; displayed values and growth are calculated: The government-funded procurement plan specifies xx.xx academic-2025 textbook copies and an estimated BDT xx.xx for printing, binding and supply. It constrains commercial order scale and local unit-budget plausibility, not realized annual revenue.
    - Evidence informing forecast-year allocation inputs; displayed values and growth are calculated: The government-funded procurement plan specifies xx.xx academic-2025 textbook copies and an estimated BDT xx.xx for printing, binding and supply. It constrains commercial order scale and local unit-budget plausibility, not realized annual revenue.
66. Students suffer as NCTB fails to deliver books - The Daily Star, January 17, 2025
    - Evidence informing base-year allocation inputs; displayed values and growth are calculated: The January xx.xx 2025 report corroborates the dated approximately xx.xx-copy textbook target and early-year delivery disruption. Target realization and supplier receipts remain modeled.
67. Secondary-level students: A new year without full set of books for many - The Daily Star, December 28, 2025
    - Evidence informing forecast-year allocation inputs; displayed values and growth are calculated: The December xx.xx 2025 report corroborates the approximately xx.xx-copy academic-2026 target and continued delivery slippage. It informs a normalization assumption, not an observed 2032 share.
68. Business Books - Print Professional, Custom Corporate Books | Blurb
    - Evidence informing base-year allocation inputs; displayed values and growth are calculated: The business-book offering includes organizational presentation and corporate-gift applications. It establishes an in-scope commissioning proposition, not the modeled global copy quantity or spending.
    - Evidence informing forecast-year allocation inputs; displayed values and growth are calculated: The business-book offering includes organizational presentation and corporate-gift applications. It establishes an in-scope commissioning proposition, not the modeled global copy quantity or spending.
69. How to Use Lulu to Support Your Nonprofit | Lulu
    - Evidence informing base-year allocation inputs; displayed values and growth are calculated: The platform permits an organization or charity to receive creator proceeds. This supports excluding beneficiary-only arrangements from nonprofit commissioning; it does not measure nonprofit printing purchases.
    - Evidence informing forecast-year allocation inputs; displayed values and growth are calculated: The platform permits an organization or charity to receive creator proceeds. This supports excluding beneficiary-only arrangements from nonprofit commissioning; it does not measure nonprofit printing purchases.

70. News Corp - Form 10-K for the fiscal year ended June 30, 2025
    - Evidence informing base-year allocation inputs; displayed values and growth are calculated: Fiscal 2025 consumer backlist revenue of xx.xx% and digital revenue of xx.xx% anchor the assumed physical-backlist bridge and its forecast starting model.
    - Evidence informing forecast-year allocation inputs; displayed values and growth are calculated: Fiscal 2025 consumer backlist revenue of xx.xx% and digital revenue of xx.xx% anchor the assumed physical-backlist bridge and its forecast starting model.
    - Evidence informing base-year allocation inputs; displayed values and growth are calculated: The disclosed backlist mix constrains recurring-title demand; its division into replenishment and POD remains modeled.
    - Evidence informing forecast-year allocation inputs; displayed values and growth are calculated: The disclosed backlist mix constrains recurring-title demand; its division into replenishment and POD remains modeled.
    - Evidence informing base-year allocation inputs; displayed values and growth are calculated: The complementary frontlist population supports the launch-stock cohort after physical-format adjustments.
    - Evidence informing forecast-year allocation inputs; displayed values and growth are calculated: The complementary frontlist population supports the launch-stock cohort after physical-format adjustments.
71. News Corp - Form 10-K for the fiscal year ended June 30, 2026
    - Evidence informing forecast-year allocation inputs; displayed values and growth are calculated: Fiscal 2026 backlist revenue of xx.xx% and digital revenue of xx.xx% lower the forecast physical-backlist proxy instead of assuming continued backlist expansion.
    - Evidence informing forecast-year allocation inputs; displayed values and growth are calculated: The updated catalog mix changes the forecast population available for repeat inventory releases.
    - Evidence informing forecast-year allocation inputs; displayed values and growth are calculated: The updated frontlist/backlist bridge changes the forecast planned-production weight; no 2032 share is disclosed.
72. How Do Lulu Direct Orders Work?
    - Evidence informing base-year allocation inputs; displayed values and growth are calculated: Lulu describes printing after customer purchase and distinguishes production from subsequent shipment, supporting recipient-order attribution rather than technology-based classification.
    - Evidence informing forecast-year allocation inputs; displayed values and growth are calculated: Lulu describes printing after customer purchase and distinguishes production from subsequent shipment, supporting recipient-order attribution rather than technology-based classification.
    - Evidence informing base-year allocation inputs; displayed values and growth are calculated: No minimum order and one-copy ordering establish commercial feasibility, not the number or value of single-copy releases.
    - Evidence informing forecast-year allocation inputs; displayed values and growth are calculated: No minimum order and one-copy ordering establish commercial feasibility, not the number or value of single-copy releases.
    - Evidence informing base-year allocation inputs; displayed values and growth are calculated: One POD offering accepts hundreds of copies, independently challenging a POD-equals-single-copy allocation.
    - Evidence informing forecast-year allocation inputs; displayed values and growth are calculated: One POD offering accepts hundreds of copies, independently challenging a POD-equals-single-copy allocation.
    - Evidence informing base-year allocation inputs; displayed values and growth are calculated: Orders can extend into thousands within the same offering; the production trigger therefore does not uniquely identify the working run band.
    - Evidence informing forecast-year allocation inputs; displayed values and growth are calculated: Orders can extend into thousands within the same offering; the production trigger therefore does not uniquely identify the working run band.

73. Supply Chain - Clays
    - Evidence informing base-year allocation inputs; displayed values and growth are calculated: Clays describes differentiated backlist arrangements and stock visibility, supporting a separate inventory-replenishment cohort without establishing its numerical prevalence.
    - Evidence informing forecast-year allocation inputs; displayed values and growth are calculated: Clays describes differentiated backlist arrangements and stock visibility, supporting a separate inventory-replenishment cohort without establishing its numerical prevalence.
    - Evidence informing base-year allocation inputs; displayed values and growth are calculated: New-title consolidation and predictable annual backlist demand support retaining planned inventory commitments; short-run printing is explicitly not necessarily POD.
    - Evidence informing forecast-year allocation inputs; displayed values and growth are calculated: New-title consolidation and predictable annual backlist demand support retaining planned inventory commitments; short-run printing is explicitly not necessarily POD.
    - Evidence informing base-year allocation inputs; displayed values and growth are calculated: Clays explicitly distinguishes short-run work from POD, supporting category separation rather than a technological proxy for value share.
    - Evidence informing forecast-year allocation inputs; displayed values and growth are calculated: Clays explicitly distinguishes short-run work from POD, supporting category separation rather than a technological proxy for value share.
74. Smart Backlist Management: When to Hold and When to Print-on-Demand
    - Evidence informing base-year allocation inputs; displayed values and growth are calculated: Sheridan describes low-volume titles moving to POD while other titles retain inventory, supporting differentiated release-policy assumptions rather than a uniform backlist-to-POD conversion.
    - Evidence informing forecast-year allocation inputs; displayed values and growth are calculated: Sheridan describes low-volume titles moving to POD while other titles retain inventory, supporting differentiated release-policy assumptions rather than a uniform backlist-to-POD conversion.
    - Evidence informing base-year allocation inputs; displayed values and growth are calculated: A disclosed customer example uses a stock threshold to trigger a 2,000-copy replenishment order. It establishes the commercial mechanism, not a market-wide share.
    - Evidence informing forecast-year allocation inputs; displayed values and growth are calculated: A disclosed customer example uses a stock threshold to trigger a 2,000-copy replenishment order. It establishes the commercial mechanism, not a market-wide share.

75. Shortage of NCERT textbooks - Rajya Sabha Unstarred Question No. 1941, December 17, 2025
    - Evidence informing base-year allocation inputs; displayed values and growth are calculated: Advance enrollment-based forecasting, academic-session readiness and a fiscal 2025-xx.xx plan for approximately xx.xx textbooks support a substantial calendar-driven stock cohort. The target is not realized production.
    - Evidence informing forecast-year allocation inputs; displayed values and growth are calculated: Advance enrollment-based forecasting, academic-session readiness and a fiscal 2025-xx.xx plan for approximately xx.xx textbooks support a substantial calendar-driven stock cohort. The target is not realized production.
    - Evidence informing base-year allocation inputs; displayed values and growth are calculated: Phased supply and inventory monitoring support distinguishing ongoing availability obligations from individual-recipient POD, without quantifying replenishment's global prevalence.
    - Evidence informing forecast-year allocation inputs; displayed values and growth are calculated: Phased supply and inventory monitoring support distinguishing ongoing availability obligations from individual-recipient POD, without quantifying replenishment's global prevalence.
    - Evidence informing base-year allocation inputs; displayed values and growth are calculated: The official answer distinguishes printer empanelment from approximately xx.xx distribution vendors and describes planned fiscal 2025-xx.xx printing of approximately xx.xx textbooks. It supports commissioning-versus-distribution separation, not a realized monetary channel split.
    - Evidence informing forecast-year allocation inputs; displayed values and growth are calculated: The official answer distinguishes printer empanelment from approximately xx.xx distribution vendors and describes planned fiscal 2025-xx.xx printing of approximately xx.xx textbooks. It supports commissioning-versus-distribution separation, not a realized monetary channel split.
    - Evidence informing base-year allocation inputs; displayed values and growth are calculated: Phased textbook supply supports treating annual institutional quantities separately from production batches; it does not disclose the medium-run allocation.
    - Evidence informing forecast-year allocation inputs; displayed values and growth are calculated: Phased textbook supply supports treating annual institutional quantities separately from production batches; it does not disclose the medium-run allocation.
    - Evidence informing base-year allocation inputs; displayed values and growth are calculated: The December xx.xx 2025 answer identifies a xx.xx-million-copy FY2025-xx.xx printing decision versus approximately xx.xx in recent years, a counterforce to assuming rapid long-run disappearance. Planned copies are not realized service revenue.
    - Evidence informing forecast-year allocation inputs; displayed values and growth are calculated: The December xx.xx 2025 answer identifies a xx.xx-million-copy FY2025-xx.xx printing decision versus approximately xx.xx in recent years, a counterforce to assuming rapid long-run disappearance. Planned copies are not realized service revenue.
76. Fulfillment Fee - Lulu Direct
    - Evidence informing base-year allocation inputs; displayed values and growth are calculated: The September 2026 schedule lists USD xx.xx per order regardless of item count, supporting an order-frequency effect on associated-service value. It does not verify the assumed historical or forecast multiplier.
    - Evidence informing forecast-year allocation inputs; displayed values and growth are calculated: The September 2026 schedule lists USD xx.xx per order regardless of item count, supporting an order-frequency effect on associated-service value. It does not verify the assumed historical or forecast multiplier.

77. InnerWorkings, Inc. - Form 10-K for the year ended December 31, 2019
    - Evidence informing base-year allocation inputs; displayed values and growth are calculated: The 2019 filing reports USD xx.xx gross profit on USD xx.xx revenue and describes purchased-product and direct-service costs. Historical reported margins constrain the modeled xx.xx% retained-fee ratio; they do not directly measure book-channel share.
    - Evidence informing forecast-year allocation inputs; displayed values and growth are calculated: The 2019 filing reports USD xx.xx gross profit on USD xx.xx revenue and describes purchased-product and direct-service costs. Historical reported margins constrain the modeled xx.xx% retained-fee ratio; they do not directly measure book-channel share.
    - Evidence informing base-year allocation inputs; displayed values and growth are calculated: The procurement-service margin comparison supports the fee-to-managed-spending bridge underlying the direct-channel complement. Carrying the normalized ratio into 2032 is explicitly a forecast assumption.
    - Evidence informing forecast-year allocation inputs; displayed values and growth are calculated: The procurement-service margin comparison supports the fee-to-managed-spending bridge underlying the direct-channel complement. Carrying the normalized ratio into 2032 is explicitly a forecast assumption.
78. Simplified Purchase Agreement - U.S. Government Publishing Office
    - Evidence informing base-year allocation inputs; displayed values and growth are calculated: SPA permits agency awards directly to certified vendors for purchases up to USD xx.xx while GPO pays vendors and invoices agencies. This supports classifying by the contracting relationship rather than the invoice payer, not a numerical global weight.
    - Evidence informing forecast-year allocation inputs; displayed values and growth are calculated: SPA permits agency awards directly to certified vendors for purchases up to USD xx.xx while GPO pays vendors and invoices agencies. This supports classifying by the contracting relationship rather than the invoice payer, not a numerical global weight.
79. Global Print Services | China, Europe, SE Asia, USA & India
    - Evidence informing base-year allocation inputs; displayed values and growth are calculated: Imago describes sourcing suppliers and coordinating multiple manufacturers for book-related projects. Its cumulative customer relationships establish the offered intermediary role but are not annual revenue or allocation weights.
    - Evidence informing forecast-year allocation inputs; displayed values and growth are calculated: Imago describes sourcing suppliers and coordinating multiple manufacturers for book-related projects. Its cumulative customer relationships establish the offered intermediary role but are not annual revenue or allocation weights.
80. Lion Rock Group Limited - Annual Report 2025
    - Evidence informing base-year allocation inputs; displayed values and growth are calculated: Own-business 2025 turnover changes of minus xx.xx% for APOL and minus xx.xx% for Regent challenge uniform intermediary growth; Regent's non-book focus limits its relevance. These observations support avoiding an additional adoption uplift.
    - Evidence informing forecast-year allocation inputs; displayed values and growth are calculated: Own-business 2025 turnover changes of minus xx.xx% for APOL and minus xx.xx% for Regent challenge uniform intermediary growth; Regent's non-book focus limits its relevance. These observations support avoiding an additional adoption uplift.
    - Evidence informing base-year allocation inputs; displayed values and growth are calculated: Manufacturing turnover changes of minus xx.xx% at xx.xx Printing and plus xx.xx% at Papercraft demonstrate differing supplier trajectories rather than a simple common channel-growth pattern; these are not direct-contracting market shares.
    - Evidence informing forecast-year allocation inputs; displayed values and growth are calculated: Manufacturing turnover changes of minus xx.xx% at xx.xx Printing and plus xx.xx% at Papercraft demonstrate differing supplier trajectories rather than a simple common channel-growth pattern; these are not direct-contracting market shares.

81. Imprint Digital - Book Printing Prices UK

- Evidence informing base-year allocation inputs; displayed values and growth are calculated: The inspected schedule quotes GBP xx.xx at xx.xx copies for one paperback specification, supporting a relative-price input, not a historical global realization.
- Evidence informing forecast-year allocation inputs; displayed values and growth are calculated: The inspected schedule quotes GBP xx.xx at xx.xx copies for one paperback specification, supporting a relative-price input, not a historical global realization.
- Evidence informing base-year allocation inputs; displayed values and growth are calculated: GBP xx.xx at xx.xx copies supplies the medium-run reference index; format and delivery differences require separate treatment.
- Evidence informing forecast-year allocation inputs; displayed values and growth are calculated: GBP xx.xx at xx.xx copies supplies the medium-run reference index; format and delivery differences require separate treatment.
- Evidence informing base-year allocation inputs; displayed values and growth are calculated: The quantity-price curve anchors the reference from which the long-run discount is assumed; no long-run price or future share is disclosed.
- Evidence informing forecast-year allocation inputs; displayed values and growth are calculated: The quantity-price curve anchors the reference from which the long-run discount is assumed; no long-run price or future share is disclosed.

82. Print Options

- Evidence informing base-year allocation inputs; displayed values and growth are calculated: KDP distinguishes black-and-white from color records and locks ink type after publication. These platform-specific conditions qualify switching assumptions, not market weights. ([kdp.amazon.com](https://kdp.amazon.com/en_US/help/topic/G201834180))
- Evidence informing forecast-year allocation inputs; displayed values and growth are calculated: KDP distinguishes black-and-white from color records and locks ink type after publication. These platform-specific conditions qualify switching assumptions, not market weights. ([kdp.amazon.com](https://kdp.amazon.com/en_US/help/topic/G201834180))
- Evidence informing base-year allocation inputs; displayed values and growth are calculated: The displayed platform menu does not establish designated spot-color availability or sales; a general color option is not used as evidence of spot-color demand. ([kdp.amazon.com](https://kdp.amazon.com/en_US/help/topic/G201834180))
- Evidence informing forecast-year allocation inputs; displayed values and growth are calculated: The displayed platform menu does not establish designated spot-color availability or sales; a general color option is not used as evidence of spot-color demand. ([kdp.amazon.com](https://kdp.amazon.com/en_US/help/topic/G201834180))
- Evidence informing base-year allocation inputs; displayed values and growth are calculated: Standard color is unavailable for hardcover, but premium color is available. Both process-color tiers belong within the modeled Full-Color Interiors category. ([kdp.amazon.com](https://kdp.amazon.com/en_US/help/topic/G201834180))
- Evidence informing forecast-year allocation inputs; displayed values and growth are calculated: Standard color is unavailable for hardcover, but premium color is available. Both process-color tiers belong within the modeled Full-Color Interiors category. ([kdp.amazon.com](https://kdp.amazon.com/en_US/help/topic/G201834180))

83. Synthèse des chiffres de l'édition jeunesse 2024-2025

- Evidence informing base-year allocation inputs; displayed values and growth are calculated: The primary French publishing survey reports a xx.xx% decline in illustrated early-childhood volumes and a xx.xx% decline in youth-fiction volumes in 2024. These differing outcomes challenge an aggressive universal color-growth assumption. ([sne.fr](https://www.sne.fr/actu/synthese-des-chiffres-de-ledition-jeunesse-2024-2025/))
- Evidence informing forecast-year allocation inputs; displayed values and growth are calculated: The primary French publishing survey reports a xx.xx% decline in illustrated early-childhood volumes and a xx.xx% decline in youth-fiction volumes in 2024. These differing outcomes challenge an aggressive universal color-growth assumption. ([sne.fr](https://www.sne.fr/actu/synthese-des-chiffres-de-ledition-jeunesse-2024-2025/))

20.15. Mexico

Table 730. Mexico Book Printing & Packaging Services Market Size, 2017-2040 (USD Million)

Country	2017	2024	2025	2026	2027	2032	2040	CAGR (%)
Mexico	**xx.xx**	**xx.xx**	**xx.xx**	**xx.xx**	**xx.xx**	**xx.xx**	**xx.xx**	**xx.xx**

Table 731. Mexico Book Printing & Packaging Services Market Size, by Service Offering, 2017-2040 (USD Million)

Service Offering	2017	2024	2025	2026	2027	2032	2040	CAGR (%)
Book Packaging Production	xx.xx	xx.xx	xx.xx	xx.xx	xx.xx	xx.xx	xx.xx	xx.xx
Book Packing & Kitting	xx.xx	xx.xx	xx.xx	xx.xx	xx.xx	xx.xx	xx.xx	xx.xx
Book Printing	xx.xx	xx.xx	xx.xx	xx.xx	xx.xx	xx.xx	xx.xx	xx.xx
Bookbinding & Finishing	xx.xx	xx.xx	xx.xx	xx.xx	xx.xx	xx.xx	xx.xx	xx.xx
Prepress Services	xx.xx	xx.xx	xx.xx	xx.xx	xx.xx	xx.xx	xx.xx	xx.xx
Print Production Management	xx.xx	xx.xx	xx.xx	xx.xx	xx.xx	xx.xx	xx.xx	xx.xx
Production-Linked Fulfillment	xx.xx	xx.xx	xx.xx	xx.xx	xx.xx	xx.xx	xx.xx	xx.xx
Total	**xx.xx**	**xx.xx**	**xx.xx**	**xx.xx**	**xx.xx**	**xx.xx**	**xx.xx**	**xx.xx**

Table 732. Mexico Book Printing & Packaging Services Market Size, by Book Format, 2017-2040 (USD Million)

Book Format	2017	2024	2025	2026	2027	2032	2040	CAGR (%)
Accordion-Fold Books	xx.xx	xx.xx	xx.xx	xx.xx	xx.xx	xx.xx	xx.xx	xx.xx
Bath Books	xx.xx	xx.xx	xx.xx	xx.xx	xx.xx	xx.xx	xx.xx	xx.xx
Board Books	xx.xx	xx.xx	xx.xx	xx.xx	xx.xx	xx.xx	xx.xx	xx.xx
Foam Books	xx.xx	xx.xx	xx.xx	xx.xx	xx.xx	xx.xx	xx.xx	xx.xx
Hardcover Books	xx.xx	xx.xx	xx.xx	xx.xx	xx.xx	xx.xx	xx.xx	xx.xx
Loose-Leaf Books	xx.xx	xx.xx	xx.xx	xx.xx	xx.xx	xx.xx	xx.xx	xx.xx
Paperback & Softcover Books	xx.xx	xx.xx	xx.xx	xx.xx	xx.xx	xx.xx	xx.xx	xx.xx
Saddle-Stitched Booklets	xx.xx	xx.xx	xx.xx	xx.xx	xx.xx	xx.xx	xx.xx	xx.xx
Slide-Bound Books	xx.xx	xx.xx	xx.xx	xx.xx	xx.xx	xx.xx	xx.xx	xx.xx
Textile Books	xx.xx	xx.xx	xx.xx	xx.xx	xx.xx	xx.xx	xx.xx	xx.xx
Wire, Coil & Comb-Bound Books	xx.xx	xx.xx	xx.xx	xx.xx	xx.xx	xx.xx	xx.xx	xx.xx
Total	**xx.xx**	**xx.xx**	**xx.xx**	**xx.xx**	**xx.xx**	**xx.xx**	**xx.xx**	**xx.xx**

Table 733. Mexico Book Printing & Packaging Services Market Size, by Packaging Format, 2017-2040 (USD Million)

Packaging Format	2017	2024	2025	2026	2027	2032	2040	CAGR (%)
Bags & Pouches	xx.xx	xx.xx	xx.xx	xx.xx	xx.xx	xx.xx	xx.xx	xx.xx
Blister & Clamshell Packs	xx.xx	xx.xx	xx.xx	xx.xx	xx.xx	xx.xx	xx.xx	xx.xx
Boxes & Lidded Cases	xx.xx	xx.xx	xx.xx	xx.xx	xx.xx	xx.xx	xx.xx	xx.xx
Envelopes, Wallets & Folders	xx.xx	xx.xx	xx.xx	xx.xx	xx.xx	xx.xx	xx.xx	xx.xx
Film & Paper Wraps	xx.xx	xx.xx	xx.xx	xx.xx	xx.xx	xx.xx	xx.xx	xx.xx
Protective Inserts & Cushioning	xx.xx	xx.xx	xx.xx	xx.xx	xx.xx	xx.xx	xx.xx	xx.xx
Seals & Strapping	xx.xx	xx.xx	xx.xx	xx.xx	xx.xx	xx.xx	xx.xx	xx.xx
Sleeves & Wraparound Bands	xx.xx	xx.xx	xx.xx	xx.xx	xx.xx	xx.xx	xx.xx	xx.xx
Slipcases	xx.xx	xx.xx	xx.xx	xx.xx	xx.xx	xx.xx	xx.xx	xx.xx
Others	xx.xx	xx.xx	xx.xx	xx.xx	xx.xx	xx.xx	xx.xx	xx.xx
Total	**xx.xx**	**xx.xx**	**xx.xx**	**xx.xx**	**xx.xx**	**xx.xx**	**xx.xx**	**xx.xx**

Table 734. Mexico Book Printing & Packaging Services Market Size, by Printing Technology, 2017-2040 (USD Million)

Printing Technology	2017	2024	2025	2026	2027	2032	2040	CAGR (%)
Braille Embossing	xx.xx	xx.xx	xx.xx	xx.xx	xx.xx	xx.xx	xx.xx	xx.xx
Digital Printing	xx.xx	xx.xx	xx.xx	xx.xx	xx.xx	xx.xx	xx.xx	xx.xx
Flexographic Printing	xx.xx	xx.xx	xx.xx	xx.xx	xx.xx	xx.xx	xx.xx	xx.xx
Gravure Printing	xx.xx	xx.xx	xx.xx	xx.xx	xx.xx	xx.xx	xx.xx	xx.xx
Letterpress Printing	xx.xx	xx.xx	xx.xx	xx.xx	xx.xx	xx.xx	xx.xx	xx.xx
Offset Lithography	xx.xx	xx.xx	xx.xx	xx.xx	xx.xx	xx.xx	xx.xx	xx.xx
Screen Printing	xx.xx	xx.xx	xx.xx	xx.xx	xx.xx	xx.xx	xx.xx	xx.xx
Silver-Halide Photographic Printing	xx.xx	xx.xx	xx.xx	xx.xx	xx.xx	xx.xx	xx.xx	xx.xx
Stencil Duplicator Printing	xx.xx	xx.xx	xx.xx	xx.xx	xx.xx	xx.xx	xx.xx	xx.xx
Others	xx.xx	xx.xx	xx.xx	xx.xx	xx.xx	xx.xx	xx.xx	xx.xx
Total	**xx.xx**	**xx.xx**	**xx.xx**	**xx.xx**	**xx.xx**	**xx.xx**	**xx.xx**	**xx.xx**

Table 735. Mexico Book Printing & Packaging Services Market Size, by Offset Lithography, 2017-2040 (USD Million)

Offset Lithography	2017	2024	2025	2026	2027	2032	2040	CAGR (%)
Sheetfed Offset Printing	xx.xx	xx.xx	xx.xx	xx.xx	xx.xx	xx.xx	xx.xx	xx.xx
Web Offset Printing	xx.xx	xx.xx	xx.xx	xx.xx	xx.xx	xx.xx	xx.xx	xx.xx
Total	**xx.xx**	**xx.xx**	**xx.xx**	**xx.xx**	**xx.xx**	**xx.xx**	**xx.xx**	**xx.xx**

Table 736. Mexico Book Printing & Packaging Services Market Size, by Digital Printing, 2017-2040 (USD Million)

Digital Printing	2017	2024	2025	2026	2027	2032	2040	CAGR (%)
Electrophotographic Printing	xx.xx	xx.xx	xx.xx	xx.xx	xx.xx	xx.xx	xx.xx	xx.xx
Inkjet Printing	xx.xx	xx.xx	xx.xx	xx.xx	xx.xx	xx.xx	xx.xx	xx.xx
Thermal Printing	xx.xx	xx.xx	xx.xx	xx.xx	xx.xx	xx.xx	xx.xx	xx.xx
Total	**xx.xx**	**xx.xx**	**xx.xx**	**xx.xx**	**xx.xx**	**xx.xx**	**xx.xx**	**xx.xx**

Table 737. Mexico Book Printing & Packaging Services Market Size, by Publication Application, 2017-2040 (USD Million)

Publication Application	2017	2024	2025	2026	2027	2032	2040	CAGR (%)
Activity & Puzzle Books	xx.xx	xx.xx	xx.xx	xx.xx	xx.xx	xx.xx	xx.xx	xx.xx
Art & Photography Books	xx.xx	xx.xx	xx.xx	xx.xx	xx.xx	xx.xx	xx.xx	xx.xx
Commemorative & Personal Books	xx.xx	xx.xx	xx.xx	xx.xx	xx.xx	xx.xx	xx.xx	xx.xx
Educational & Training Books	xx.xx	xx.xx	xx.xx	xx.xx	xx.xx	xx.xx	xx.xx	xx.xx
General-Interest Books	xx.xx	xx.xx	xx.xx	xx.xx	xx.xx	xx.xx	xx.xx	xx.xx
Institutional & Corporate Books	xx.xx	xx.xx	xx.xx	xx.xx	xx.xx	xx.xx	xx.xx	xx.xx
Music Books & Scores	xx.xx	xx.xx	xx.xx	xx.xx	xx.xx	xx.xx	xx.xx	xx.xx
Religious & Devotional Books	xx.xx	xx.xx	xx.xx	xx.xx	xx.xx	xx.xx	xx.xx	xx.xx
Scholarly & Professional Books	xx.xx	xx.xx	xx.xx	xx.xx	xx.xx	xx.xx	xx.xx	xx.xx
Total	**xx.xx**	**xx.xx**	**xx.xx**	**xx.xx**	**xx.xx**	**xx.xx**	**xx.xx**	**xx.xx**

Table 738. Mexico Book Printing & Packaging Services Market Size, by Educational & Training Books, 2017-2040 (USD Million)

Educational & Training Books	2017	2024	2025	2026	2027	2032	2040	CAGR (%)
Higher Education Textbooks	xx.xx	xx.xx	xx.xx	xx.xx	xx.xx	xx.xx	xx.xx	xx.xx
School Textbooks & Workbooks	xx.xx	xx.xx	xx.xx	xx.xx	xx.xx	xx.xx	xx.xx	xx.xx
Vocational & Continuing Education Books	xx.xx	xx.xx	xx.xx	xx.xx	xx.xx	xx.xx	xx.xx	xx.xx
Total	**xx.xx**	**xx.xx**	**xx.xx**	**xx.xx**	**xx.xx**	**xx.xx**	**xx.xx**	**xx.xx**

Table 739. Mexico Book Printing & Packaging Services Market Size, by Commemorative & Personal Books, 2017-2040 (USD Million)

Commemorative & Personal Books	2017	2024	2025	2026	2027	2032	2040	CAGR (%)
Personal Photo & Memory Books	xx.xx	xx.xx	xx.xx	xx.xx	xx.xx	xx.xx	xx.xx	xx.xx
Yearbooks & Organizational Commemoratives	xx.xx	xx.xx	xx.xx	xx.xx	xx.xx	xx.xx	xx.xx	xx.xx
Total	**xx.xx**	**xx.xx**	**xx.xx**	**xx.xx**	**xx.xx**	**xx.xx**	**xx.xx**	**xx.xx**

Table 740. Mexico Book Printing & Packaging Services Market Size, by Scholarly & Professional Books, 2017-2040 (USD Million)

Scholarly & Professional Books	2017	2024	2025	2026	2027	2032	2040	CAGR (%)
Professional & Technical Reference Books	xx.xx	xx.xx	xx.xx	xx.xx	xx.xx	xx.xx	xx.xx	xx.xx
Scholarly Research Books	xx.xx	xx.xx	xx.xx	xx.xx	xx.xx	xx.xx	xx.xx	xx.xx
Total	**xx.xx**	**xx.xx**	**xx.xx**	**xx.xx**	**xx.xx**	**xx.xx**	**xx.xx**	**xx.xx**

Table 741. Mexico Book Printing & Packaging Services Market Size, by Buyer Type, 2017-2040 (USD Million)

Buyer Type	2017	2024	2025	2026	2027	2032	2040	CAGR (%)
Corporate & Commercial Buyers	xx.xx	xx.xx	xx.xx	xx.xx	xx.xx	xx.xx	xx.xx	xx.xx
Educational & Research Institutions	xx.xx	xx.xx	xx.xx	xx.xx	xx.xx	xx.xx	xx.xx	xx.xx
Government & Intergovernmental Bodies	xx.xx	xx.xx	xx.xx	xx.xx	xx.xx	xx.xx	xx.xx	xx.xx
Nonprofit & Membership Organizations	xx.xx	xx.xx	xx.xx	xx.xx	xx.xx	xx.xx	xx.xx	xx.xx
Print & Production Service Providers	xx.xx	xx.xx	xx.xx	xx.xx	xx.xx	xx.xx	xx.xx	xx.xx
Private Individuals & Households	xx.xx	xx.xx	xx.xx	xx.xx	xx.xx	xx.xx	xx.xx	xx.xx
Publishing Organizations	xx.xx	xx.xx	xx.xx	xx.xx	xx.xx	xx.xx	xx.xx	xx.xx
Self-Publishing Authors & Creators	xx.xx	xx.xx	xx.xx	xx.xx	xx.xx	xx.xx	xx.xx	xx.xx
Total	**xx.xx**	**xx.xx**	**xx.xx**	**xx.xx**	**xx.xx**	**xx.xx**	**xx.xx**	**xx.xx**

Table 742. Mexico Book Printing & Packaging Services Market Size, by Production Model, 2017-2040 (USD Million)

Production Model	2017	2024	2025	2026	2027	2032	2040	CAGR (%)
Planned Stock Production	xx.xx	xx.xx	xx.xx	xx.xx	xx.xx	xx.xx	xx.xx	xx.xx
Print-on-Demand	xx.xx	xx.xx	xx.xx	xx.xx	xx.xx	xx.xx	xx.xx	xx.xx
Stock Replenishment	xx.xx	xx.xx	xx.xx	xx.xx	xx.xx	xx.xx	xx.xx	xx.xx
Total	**xx.xx**	**xx.xx**	**xx.xx**	**xx.xx**	**xx.xx**	**xx.xx**	**xx.xx**	**xx.xx**

Table 743. Mexico Book Printing & Packaging Services Market Size, by Fulfillment Model, 2017-2040 (USD Million)

Fulfillment Model	2017	2024	2025	2026	2027	2032	2040	CAGR (%)
Consolidated Handoff	xx.xx	xx.xx	xx.xx	xx.xx	xx.xx	xx.xx	xx.xx	xx.xx
Distribution-List Delivery	xx.xx	xx.xx	xx.xx	xx.xx	xx.xx	xx.xx	xx.xx	xx.xx
Order-Level Fulfillment	xx.xx	xx.xx	xx.xx	xx.xx	xx.xx	xx.xx	xx.xx	xx.xx
Total	**xx.xx**	**xx.xx**	**xx.xx**	**xx.xx**	**xx.xx**	**xx.xx**	**xx.xx**	**xx.xx**

Table 744. Mexico Book Printing & Packaging Services Market Size, by Procurement Channel, 2017-2040 (USD Million)

Procurement Channel	2017	2024	2025	2026	2027	2032	2040	CAGR (%)
Direct Provider Contracting	xx.xx	xx.xx	xx.xx	xx.xx	xx.xx	xx.xx	xx.xx	xx.xx
Intermediary-Led Contracting	xx.xx	xx.xx	xx.xx	xx.xx	xx.xx	xx.xx	xx.xx	xx.xx
Total	**xx.xx**	**xx.xx**	**xx.xx**	**xx.xx**	**xx.xx**	**xx.xx**	**xx.xx**	**xx.xx**

Table 745. Mexico Book Printing & Packaging Services Market Size, by Print Run Length, 2017-2040 (USD Million)

Print Run Length	2017	2024	2025	2026	2027	2032	2040	CAGR (%)
Long Runs	xx.xx	xx.xx	xx.xx	xx.xx	xx.xx	xx.xx	xx.xx	xx.xx
Medium Runs	xx.xx	xx.xx	xx.xx	xx.xx	xx.xx	xx.xx	xx.xx	xx.xx
Short Runs	xx.xx	xx.xx	xx.xx	xx.xx	xx.xx	xx.xx	xx.xx	xx.xx
Single-Copy Runs	xx.xx	xx.xx	xx.xx	xx.xx	xx.xx	xx.xx	xx.xx	xx.xx
Total	**xx.xx**	**xx.xx**	**xx.xx**	**xx.xx**	**xx.xx**	**xx.xx**	**xx.xx**	**xx.xx**

Table 746. Mexico Book Printing & Packaging Services Market Size, by Interior Color, 2017-2040 (USD Million)

Interior Color	2017	2024	2025	2026	2027	2032	2040	CAGR (%)
Black-and-White Interiors	xx.xx	xx.xx	xx.xx	xx.xx	xx.xx	xx.xx	xx.xx	xx.xx
Full-Color Interiors	xx.xx	xx.xx	xx.xx	xx.xx	xx.xx	xx.xx	xx.xx	xx.xx
Spot-Color Interiors	xx.xx	xx.xx	xx.xx	xx.xx	xx.xx	xx.xx	xx.xx	xx.xx
Total	**xx.xx**	**xx.xx**	**xx.xx**	**xx.xx**	**xx.xx**	**xx.xx**	**xx.xx**	**xx.xx**

Sources & Evidence

1. European Book Publishing Statistics 2024
   - Evidence informing the 2024 market-value input; displayed series and growth include calculations: European publishers reported approximately EUR xx.xx of net book-sales revenue in 2024. The disclosed ebook and audiobook proportions inform the modeled xx.xx% physical-book revenue proportion; publisher revenue is an input, not printing-service revenue.
   - Evidence informing the 2025 market-value input; displayed series and growth include calculations: The 2024 publisher-revenue and format observations provide the European demand input carried into the 2025 estimate.

2. The Global Publishing Industry in 2022

- Evidence informing the 2024 market-value input; displayed series and growth include calculations: Table xx.xx supplies country-level publishing revenues and identifies differences between retail-value, publisher-revenue, print-only and prior-year observations. Selected non-European country observations are adjusted for physical formats and period before estimating production spending.
- Evidence informing the 2025 market-value input; displayed series and growth include calculations: The selected country observations contribute to the demand pool underlying the 2025 working estimate. Nielsen retail datasets elsewhere in the publication are not used.
- Evidence informing base-year allocation inputs; displayed values and growth are calculated: Primary survey sector differences constrain the education-adjusted hardcover proxy.
- Evidence informing forecast-year allocation inputs; displayed values and growth are calculated: Primary survey sector differences constrain the education-adjusted hardcover proxy.
- Evidence informing base-year allocation inputs; displayed values and growth are calculated: Educational/trade differences qualify extrapolation of U.S. consumer-format revenue.
- Evidence informing forecast-year allocation inputs; displayed values and growth are calculated: Educational/trade differences qualify extrapolation of U.S. consumer-format revenue.
- Evidence informing base-year allocation inputs; displayed values and growth are calculated: USD xx.xx of surveyed children's publishing revenue anchors the modeled specialty demand pool, not supplier receipts.
- Evidence informing forecast-year allocation inputs; displayed values and growth are calculated: USD xx.xx of surveyed children's publishing revenue anchors the modeled specialty demand pool, not supplier receipts.
- Evidence informing base-year allocation inputs; displayed values and growth are calculated: Sector data constrain the commissioning-pool proxy; mechanical incidence remains assumed.
- Evidence informing forecast-year allocation inputs; displayed values and growth are calculated: Sector data constrain the commissioning-pool proxy; mechanical incidence remains assumed.
- Evidence informing base-year allocation inputs; displayed values and growth are calculated: Educational demand supplies a common economic anchor; loose-leaf incidence remains modeled.
- Evidence informing forecast-year allocation inputs; displayed values and growth are calculated: Educational demand supplies a common economic anchor; loose-leaf incidence remains modeled.
- Evidence informing base-year allocation inputs; displayed values and growth are calculated: Sector observations constrain the educational short-book commissioning pool.
- Evidence informing forecast-year allocation inputs; displayed values and growth are calculated: Sector observations constrain the educational short-book commissioning pool.
- Evidence informing base-year allocation inputs; displayed values and growth are calculated: The commissioning-pool anchor supports an explicit sparse-format incidence model.
- Evidence informing forecast-year allocation inputs; displayed values and growth are calculated: The commissioning-pool anchor supports an explicit sparse-format incidence model.
- Evidence informing base-year allocation inputs; displayed values and growth are calculated: Children's demand anchors the accordion working estimate, not observed accordion orders.
- Evidence informing forecast-year allocation inputs; displayed values and growth are calculated: Children's demand anchors the accordion working estimate, not observed accordion orders.
- Evidence informing base-year allocation inputs; displayed values and growth are calculated: Children's demand anchors assumed textile-book order incidence.
- Evidence informing forecast-year allocation inputs; displayed values and growth are calculated: Children's demand anchors assumed textile-book order incidence.
- Evidence informing base-year allocation inputs; displayed values and growth are calculated: Children's demand anchors assumed bath-book order incidence.
- Evidence informing forecast-year allocation inputs; displayed values and growth are calculated: Children's demand anchors assumed bath-book order incidence.
- Evidence informing base-year allocation inputs; displayed values and growth are calculated: Children's demand anchors assumed foam-book order incidence.
- Evidence informing forecast-year allocation inputs; displayed values and growth are calculated: Children's demand anchors assumed foam-book order incidence.
- Evidence informing base-year allocation inputs; displayed values and growth are calculated: The original publishing survey documents country-level trade/education revenue differences used to constrain the modeled physical-publishing mix; it does not directly measure service shares.
- Evidence informing forecast-year allocation inputs; displayed values and growth are calculated: The original publishing survey documents country-level trade/education revenue differences used to constrain the modeled physical-publishing mix; it does not directly measure service shares.

3. 2024 年新闻出版统计公报

- Evidence informing the 2024 market-value input; displayed series and growth include calculations: For 2024, the official table reports xx.xx book copies or sheets and CNY xx.xx of book-publishing revenue. These constrain the demand bridge and historical contraction, rather than directly measuring printing-service sales.
- Evidence informing the 2025 market-value input; displayed series and growth include calculations: The 2024 book-publishing observation supplies the Chinese demand primitive for the 2025 model.
- Evidence informing base-year allocation inputs; displayed values and growth are calculated: Official 2024 output of xx.xx copies/sheets constrains total modeled publisher activity; it does not disclose single-copy production.
- Evidence informing forecast-year allocation inputs; displayed values and growth are calculated: Official 2024 output of xx.xx copies/sheets constrains total modeled publisher activity; it does not disclose single-copy production.
- Evidence informing base-year allocation inputs; displayed values and growth are calculated: Aggregate copies and annual title output constrain the shared activity model, not an observed short-run share.
- Evidence informing forecast-year allocation inputs; displayed values and growth are calculated: Aggregate copies and annual title output constrain the shared activity model, not an observed short-run share.
- Evidence informing base-year allocation inputs; displayed values and growth are calculated: Aggregate production provides a scale check for the medium-run assumption; annual copies per title are not individual batches.
- Evidence informing forecast-year allocation inputs; displayed values and growth are calculated: Aggregate production provides a scale check for the medium-run assumption; annual copies per title are not individual batches.
- Evidence informing base-year allocation inputs; displayed values and growth are calculated: Approximately xx.xx annual copies per title constrain the long-run scenario without proving its batch mix or forecast.
- Evidence informing forecast-year allocation inputs; displayed values and growth are calculated: Approximately xx.xx annual copies per title constrain the long-run scenario without proving its batch mix or forecast.

4. Foreign Exchange Rates - G.5A Annual, January 5, 2026

- Evidence informing the 2024 market-value input; displayed series and growth include calculations: The official 2024 annual-average conversion inputs are USD xx.xx per EUR, CNY xx.xx per USD and CAD xx.xx per USD.
- Evidence informing the 2025 market-value input; displayed series and growth include calculations: The exchange-rate table establishes the conversion basis of the preceding-year demand inputs used in the 2025 estimate; subsequent effective-USD price assumptions are modeled separately.

5. Book publishing industry, 2024 - Statistics Canada
   - Evidence informing the 2024 market-value input; displayed series and growth include calculations: Canadian publishers reported CAD xx.xx of print sales outside the online category and CAD xx.xx of online print sales in 2024. Their sum, rather than total operating revenue, supplies the physical-book demand input.
   - Evidence informing the 2025 market-value input; displayed series and growth include calculations: Reported cost of goods sold of CAD xx.xx, up CAD xx.xx from 2022, supplies a cost-pressure cross-check, not a directly attributable printing-services total.
   - Evidence informing base-year allocation inputs; displayed values and growth are calculated: Canadian online versus other print-sales values constrain parcel exposure, with explicit value-to-unit and geographic limitations.
   - Evidence informing forecast-year allocation inputs; displayed values and growth are calculated: Canadian online versus other print-sales values constrain parcel exposure, with explicit value-to-unit and geographic limitations.
   - Evidence informing base-year allocation inputs; displayed values and growth are calculated: The print-channel value mix supplies a limited parcel-demand proxy, not observed envelope purchases.
   - Evidence informing forecast-year allocation inputs; displayed values and growth are calculated: The print-channel value mix supplies a limited parcel-demand proxy, not observed envelope purchases.
   - Evidence informing base-year allocation inputs; displayed values and growth are calculated: The print-channel value mix supplies a limited parcel-demand proxy, not observed bag purchases.
   - Evidence informing forecast-year allocation inputs; displayed values and growth are calculated: The print-channel value mix supplies a limited parcel-demand proxy, not observed bag purchases.
   - Evidence informing base-year allocation inputs; displayed values and growth are calculated: Modest observed online-print growth qualifies aggressive parcel-related wrapping assumptions.
   - Evidence informing forecast-year allocation inputs; displayed values and growth are calculated: Modest observed online-print growth qualifies aggressive parcel-related wrapping assumptions.
   - Evidence informing base-year allocation inputs; displayed values and growth are calculated: Channel activity constrains the modeled delivery-pack population requiring separate protection.
   - Evidence informing forecast-year allocation inputs; displayed values and growth are calculated: Channel activity constrains the modeled delivery-pack population requiring separate protection.
   - Evidence informing base-year allocation inputs; displayed values and growth are calculated: Channel activity constrains the modeled delivery-pack population requiring closures.
   - Evidence informing forecast-year allocation inputs; displayed values and growth are calculated: Channel activity constrains the modeled delivery-pack population requiring closures.
6. U.S. Census Bureau - Books Printing: Shipments, annual table
   - Evidence informing the 2017 market-value input; displayed series and growth include calculations: U.S. books-printing shipments were USD xx.xx in 2017; this is a national production anchor for the historical model.
   - Evidence informing the 2018 market-value input; displayed series and growth include calculations: U.S. books-printing shipments were USD xx.xx in 2018.
   - Evidence informing the 2019 market-value input; displayed series and growth include calculations: U.S. books-printing shipments were USD xx.xx in 2019.
   - Evidence informing the 2020 market-value input; displayed series and growth include calculations: U.S. books-printing shipments were USD xx.xx in 2020.
   - Evidence informing the 2021 market-value input; displayed series and growth include calculations: U.S. books-printing shipments were USD xx.xx in 2021.
   - Evidence informing the 2022 market-value input; displayed series and growth include calculations: U.S. books-printing shipments were USD xx.xx in 2022.
   - Evidence informing the 2024 market-value input; displayed series and growth include calculations: U.S. books-printing shipments were USD xx.xx in 2024. This national industrial measure is narrower than the composite global service boundary.

7. U.S. Census Bureau - Book Publishers, All Establishments: Revenue, annual table
   - Evidence informing the 2024 market-value input; displayed series and growth include calculations: The Census annual series reports USD xx.xx of U.S. book-publisher revenue for 2024. A modeled xx.xx% physical-book proportion excludes digital and other adjacent receipts.
   - Evidence informing the 2025 market-value input; displayed series and growth include calculations: The 2024 Census observation replaces an older survey-based U.S. revenue bridge in the demand pool underlying 2025.

8. Scholastic Corporation - Form 10-K for the year ended May 31, 2025

- Evidence informing the 2024 market-value input; displayed series and growth include calculations: Scholastic's fiscal 2024 product, service, production and inventory-reserve costs were xx.xx% of revenue; postage, freight, shipping, fulfillment and other costs were xx.xx%. These broad categories constrain, but do not directly establish, eligible outsourced-service spending.
- Evidence informing the 2025 market-value input; displayed series and growth include calculations: The corresponding fiscal 2025 proportions were xx.xx% and xx.xx%. Royalties and prepublication amortization are separately disclosed, allowing their exclusion from the service-market bridge.
- Evidence informing base-year allocation inputs; displayed values and growth are calculated: Fiscal-2025 product, service, production and inventory-reserve costs were xx.xx% of revenue. The broader cost category constrains the manufacturing spending boundary but does not directly disclose printing-service revenue.
- Evidence informing forecast-year allocation inputs; displayed values and growth are calculated: Fiscal-2025 product, service, production and inventory-reserve costs were xx.xx% of revenue. The broader cost category constrains the manufacturing spending boundary but does not directly disclose printing-service revenue.
- Evidence informing base-year allocation inputs; displayed values and growth are calculated: Prepublication amortization is disclosed separately from production costs, supporting exclusion of adjacent amortization rather than equating it with externally purchased prepress.
- Evidence informing forecast-year allocation inputs; displayed values and growth are calculated: Prepublication amortization is disclosed separately from production costs, supporting exclusion of adjacent amortization rather than equating it with externally purchased prepress.
- Evidence informing base-year allocation inputs; displayed values and growth are calculated: Postage, freight, shipping, fulfillment and other costs were xx.xx% of revenue in fiscal 2025 versus xx.xx% in fiscal 2024. This is a broad buyer-cost check, not an eligible outsourced-fulfillment share.
- Evidence informing forecast-year allocation inputs; displayed values and growth are calculated: Postage, freight, shipping, fulfillment and other costs were xx.xx% of revenue in fiscal 2025 versus xx.xx% in fiscal 2024. This is a broad buyer-cost check, not an eligible outsourced-fulfillment share.
- Evidence informing base-year allocation inputs; displayed values and growth are calculated: Outsourced manufacturing coexists with company-operated distribution. Fiscal-2025 production-related costs were xx.xx% of revenue, constraining the inherited spending bridge rather than directly measuring the assumed route fraction.
- Evidence informing forecast-year allocation inputs; displayed values and growth are calculated: Outsourced manufacturing coexists with company-operated distribution. Fiscal-2025 production-related costs were xx.xx% of revenue, constraining the inherited spending bridge rather than directly measuring the assumed route fraction.
- Evidence informing base-year allocation inputs; displayed values and growth are calculated: Book-club revenue was xx.xx% online-ordered and xx.xx% parent-ordered, while products typically went to classrooms. This challenges the use of online sales as a proxy for the external contractor's delivery model.
- Evidence informing forecast-year allocation inputs; displayed values and growth are calculated: Book-club revenue was xx.xx% online-ordered and xx.xx% parent-ordered, while products typically went to classrooms. This challenges the use of online sales as a proxy for the external contractor's delivery model.
- Evidence informing base-year allocation inputs; displayed values and growth are calculated: Direct printer-to-customer fulfillment is a disclosed option. Broader logistics/other costs were xx.xx% of revenue versus xx.xx% previously, providing a cost-boundary check but no global order-level share or service-price growth observation.
- Evidence informing forecast-year allocation inputs; displayed values and growth are calculated: Direct printer-to-customer fulfillment is a disclosed option. Broader logistics/other costs were xx.xx% of revenue versus xx.xx% previously, providing a cost-boundary check but no global order-level share or service-price growth observation.

9. CEWE achieves all targets in 2025 and aims to further increase revenue and earnings in 2026

- Evidence informing the 2025 market-value input; displayed series and growth include calculations: CEWE reported xx.xx CEWE PHOTOBOOK copies in 2025 versus xx.xx in 2024, supporting a positive specialty-book volume assumption without establishing global adoption.
- Evidence informing the 2026 market-value input; displayed series and growth include calculations: Observed 2025 photobook growth informs the specialty-demand assumption for 2026; the market value remains modeled.
- Evidence informing the 2032 market-value input; displayed series and growth include calculations: The observed specialty-book activity is a starting condition for the forecast, not independent proof of continued growth through 2032.
- Evidence informing the 2040 market-value input; displayed series and growth include calculations: The forecast explicitly slows specialty-demand growth after 2032; this source supplies the initial commercial observation, not the long-term growth rate.
- Evidence informing base-year allocation inputs; displayed values and growth are calculated: CEWE reports xx.xx photobooks in 2025 compared with xx.xx in 2024. This independently establishes specialty-book activity underlying the nonpublisher model, without establishing a global expansion factor.
- Evidence informing forecast-year allocation inputs; displayed values and growth are calculated: CEWE reports xx.xx photobooks in 2025 compared with xx.xx in 2024. This independently establishes specialty-book activity underlying the nonpublisher model, without establishing a global expansion factor.
- Evidence informing base-year allocation inputs; displayed values and growth are calculated: Observed photobook activity supports retaining premium specialty commissions in the manufacturing mix; the binding allocation and unchanged future cohort profile remain assumptions.
- Evidence informing forecast-year allocation inputs; displayed values and growth are calculated: Observed photobook activity supports retaining premium specialty commissions in the manufacturing mix; the binding allocation and unchanged future cohort profile remain assumptions.
- Evidence informing base-year allocation inputs; displayed values and growth are calculated: Reported photobook volumes constrain personal-book activity and the nonpublisher starting condition, not hardcover prevalence or future share.
- Evidence informing forecast-year allocation inputs; displayed values and growth are calculated: Reported photobook volumes constrain personal-book activity and the nonpublisher starting condition, not hardcover prevalence or future share.
- Evidence informing base-year allocation inputs; displayed values and growth are calculated: Photobook activity supports the separate personal-book commissioning block; its softcover fraction remains assumed.
- Evidence informing forecast-year allocation inputs; displayed values and growth are calculated: Photobook activity supports the separate personal-book commissioning block; its softcover fraction remains assumed.
- Evidence informing base-year allocation inputs; displayed values and growth are calculated: Reported photobook copies rose from xx.xx to xx.xx; the narrower 2026 target qualifies strong specialty-growth assumptions.
- Evidence informing forecast-year allocation inputs; displayed values and growth are calculated: Reported photobook copies rose from xx.xx to xx.xx; the narrower 2026 target qualifies strong specialty-growth assumptions.
- Evidence informing base-year allocation inputs; displayed values and growth are calculated: Specialty-book activity constrains the presentation-demand scenario but does not measure gift-box attachment.
- Evidence informing forecast-year allocation inputs; displayed values and growth are calculated: Specialty-book activity constrains the presentation-demand scenario but does not measure gift-box attachment.
- Evidence informing base-year allocation inputs; displayed values and growth are calculated: Reports xx.xx CEWE PHOTOBOOK units in 2025 versus xx.xx in 2024, constraining the specialty-book demand budget without establishing a global process split.
- Evidence informing forecast-year allocation inputs; displayed values and growth are calculated: Reports xx.xx CEWE PHOTOBOOK units in 2025 versus xx.xx in 2024, constraining the specialty-book demand budget without establishing a global process split.
- Evidence informing base-year allocation inputs; displayed values and growth are calculated: Observed photobook activity supports the common photographic-demand input; electrophotographic attribution remains an explicit assumption.
- Evidence informing forecast-year allocation inputs; displayed values and growth are calculated: Observed photobook activity supports the common photographic-demand input; electrophotographic attribution remains an explicit assumption.
- Evidence informing base-year allocation inputs; displayed values and growth are calculated: The photobook

10. Paperback Printing Cost - Kindle Direct Publishing

- Evidence informing the 2025 market-value input; displayed series and growth include calculations: The inspected U.S. paperback schedule charges USD xx.xx plus USD xx.xx per page for the specified regular-trim black-ink category. It provides a contemporary commercial price comparison for the assumed USD xx.xx self-publishing production receipt, not an observed historical price or volume.
- Evidence informing the 2026 market-value input; displayed series and growth include calculations: The schedule distinguishes printing charges from royalties and retail list prices, supporting the production-receipt boundary used in the estimate.
- Evidence informing base-year allocation inputs; displayed values and growth are calculated: The current U.S. regular-trim black-ink schedule uses USD xx.xx plus USD xx.xx per page for the relevant page band, yielding the USD xx.xx representative manufacturing comparator. It anchors relative weights, not an observed global 2025 price or future share.
- Evidence informing forecast-year allocation inputs; displayed values and growth are calculated: The current U.S. regular-trim black-ink schedule uses USD xx.xx plus USD xx.xx per page for the relevant page band, yielding the USD xx.xx representative manufacturing comparator. It anchors relative weights, not an observed global 2025 price or future share.
- Evidence informing base-year allocation inputs; displayed values and growth are calculated: The paperback manufacturing comparator supplies the baseline from which the modeled binding component and hardcover increment are separated.
- Evidence informing forecast-year allocation inputs; displayed values and growth are calculated: The paperback manufacturing comparator supplies the baseline from which the modeled binding component and hardcover increment are separated.
- Evidence informing base-year allocation inputs; displayed values and growth are calculated: The separately identified paperback printing charge constrains the self-publishing production-receipt model and its distinction from retail proceeds.
- Evidence informing forecast-year allocation inputs; displayed values and growth are calculated: The separately identified paperback printing charge constrains the self-publishing production-receipt model and its distinction from retail proceeds.
- Evidence informing base-year allocation inputs; displayed values and growth are calculated: The inspected U.S. regular-trim black-ink schedule charges USD xx.xx plus USD xx.xx per page. It is a contemporary production-charge comparison for the modeled USD xx.xx receipt, not an observed historical Global average.
- Evidence informing forecast-year allocation inputs; displayed values and growth are calculated: The inspected U.S. regular-trim black-ink schedule charges USD xx.xx plus USD xx.xx per page. It is a contemporary production-charge comparison for the modeled USD xx.xx receipt, not an observed historical Global average.
- Evidence informing base-year allocation inputs; displayed values and growth are calculated: The relevant current U.S. paperback printing schedule is USD xx.xx plus USD xx.xx per page, giving USD xx.xx at xx.xx pages. This is a commercial price comparison for creator-production receipts, not proof of 2025 realization, volume or fulfillment mix.
- Evidence informing forecast-year allocation inputs; displayed values and growth are calculated: The relevant current U.S. paperback printing schedule is USD xx.xx plus USD xx.xx per page, giving USD xx.xx at xx.xx pages. This is a commercial price comparison for creator-production receipts, not proof of 2025 realization, volume or fulfillment mix.
- Evidence informing base-year allocation inputs; displayed values and growth are calculated: The current U.S. regular-trim black-ink schedule of USD xx.xx plus USD xx.xx per page gives USD xx.xx at xx.xx pages, a magnitude check for modeled single-copy receipts. It establishes neither global volume nor historical or forecast share.
- Evidence informing forecast-year allocation inputs; displayed values and growth are calculated: The current U.S. regular-trim black-ink schedule of USD xx.xx plus USD xx.xx per page gives USD xx.xx at xx.xx pages, a magnitude check for modeled single-copy receipts. It establishes neither global volume nor historical or forecast share.
- Evidence informing base-year allocation inputs; displayed values and growth are calculated: The current U.S. regular-trim black-ink schedule charges USD xx.xx plus USD xx.xx per page, yielding USD xx.xx for xx.xx pages. This is a contemporary price comparator, not a historical global average. ([kdp.amazon.com](https://kdp.amazon.com/en_US/help/topic/G201834340))
- Evidence informing forecast-year allocation inputs; displayed values and growth are calculated: The current U.S. regular-trim black-ink schedule charges USD xx.xx plus USD xx.xx per page, yielding USD xx.xx for xx.xx pages. This is a contemporary price comparator, not a historical global average. ([kdp.amazon.com](https://kdp.amazon.com/en_US/help/topic/G201834340))
- Evidence informing base-year allocation inputs; displayed values and growth are calculated: The comparable standard and premium color charges calculate to USD xx.xx and USD xx.xx. They constrain relative

11. European Book Publishing Statistics 2017

- Evidence informing the 2017 market-value input; displayed series and growth include calculations: The association's primary survey reports approximately EUR xx.xx of European net publisher revenue for 2017, constraining the pre-pandemic demand level.

12. European Book Publishing Statistics 2019

- Evidence informing the 2018 market-value input; displayed series and growth include calculations: The association reports approximately EUR xx.xx of publisher revenue for 2018.
- Evidence informing the 2019 market-value input; displayed series and growth include calculations: The association reports approximately EUR xx.xx for 2019 and identifies a questionnaire change that limits exact comparability with earlier observations.

13. 2021 年新闻出版产业分析报告

- Evidence informing the 2020 market-value input; displayed series and growth include calculations: The official report's 2021 comparison identifies a substantial rebound from 2020, constraining the pandemic-recovery bridge.
- Evidence informing the 2021 market-value input; displayed series and growth include calculations: China reported xx.xx book copies or sheets in 2021, up xx.xx%; the report also distinguishes textbook output and reprints.
- Evidence informing base-year allocation inputs; displayed values and growth are calculated: China's official 2021 textbook share was xx.xx% of book copies. It supplies an older educational-activity proxy, not a monochrome share. ([nppa.gov.cn](https://www.nppa.gov.cn/xxgk/fdzdgknr/tjxx/xx.xx/P020230530667517704140.pdf))
- Evidence informing forecast-year allocation inputs; displayed values and growth are calculated: China's official 2021 textbook share was xx.xx% of book copies. It supplies an older educational-activity proxy, not a monochrome share. ([nppa.gov.cn](https://www.nppa.gov.cn/xxgk/fdzdgknr/tjxx/xx.xx/P020230530667517704140.pdf))
- Evidence informing base-year allocation inputs; displayed values and growth are calculated: The textbook copy proportion constrains educational exposure; comparable monetary intensity and spot-color incidence are modeled separately. ([nppa.gov.cn](https://www.nppa.gov.cn/xxgk/fdzdgknr/tjxx/xx.xx/P020230530667517704140.pdf))
- Evidence informing forecast-year allocation inputs; displayed values and growth are calculated: The textbook copy proportion constrains educational exposure; comparable monetary intensity and spot-color incidence are modeled separately. ([nppa.gov.cn](https://www.nppa.gov.cn/xxgk/fdzdgknr/tjxx/xx.xx/P020230530667517704140.pdf))
- Evidence informing base-year allocation inputs; displayed values and growth are calculated: The educational-activity observation contributes to the shared demand proxy carried into the full-color base and forecast models; no color split is reported. ([nppa.gov.cn](https://www.nppa.gov.cn/xxgk/fdzdgknr/tjxx/xx.xx/P020230530667517704140.pdf))
- Evidence informing forecast-year allocation inputs; displayed values and growth are calculated: The educational-activity observation contributes to the shared demand proxy carried into the full-color base and forecast models; no color split is reported. ([nppa.gov.cn](https://www.nppa.gov.cn/xxgk/fdzdgknr/tjxx/xx.xx/P020230530667517704140.pdf))

14. European Book Publishing Statistics 2023

- Evidence informing the 2022 market-value input; displayed series and growth include calculations: European net publisher revenue was approximately EUR xx.xx in 2022; the association describes paper-cost pressure and price-led growth.

15. Paperback and Hardcover Distribution Rights - Kindle Direct Publishing

- Evidence informing base-year allocation inputs; displayed values and growth are calculated: The marketplace-specific physical-book distribution restriction is not evidence of zero Mexican printing and packaging demand. ([kdp.amazon.com](https://kdp.amazon.com/en_US/help/topic/G201834280))
- Evidence informing forecast-year allocation inputs; displayed values and growth are calculated: The marketplace-specific physical-book distribution restriction is not evidence of zero Mexican printing and packaging demand. ([kdp.amazon.com](https://kdp.amazon.com/en_US/help/topic/G201834280))

16. Hardcover Printing Cost - Kindle Direct Publishing
    - Evidence informing base-year allocation inputs; displayed values and growth are calculated: The current U.S. regular-trim hardcover schedule uses USD xx.xx plus USD xx.xx per page in the relevant band. Comparison with paperback charges constrains the premium-equivalent manufacturing model.
    - Evidence informing forecast-year allocation inputs; displayed values and growth are calculated: The current U.S. regular-trim hardcover schedule uses USD xx.xx plus USD xx.xx per page in the relevant band. Comparison with paperback charges constrains the premium-equivalent manufacturing model.
    - Evidence informing base-year allocation inputs; displayed values and growth are calculated: The USD xx.xx fixed-charge difference supplies the POD premium input; the xx.xx% commercial-run realization and premium incidence are explicitly modeled rather than disclosed.
    - Evidence informing forecast-year allocation inputs; displayed values and growth are calculated: The USD xx.xx fixed-charge difference supplies the POD premium input; the xx.xx% commercial-run realization and premium incidence are explicitly modeled rather than disclosed.
17. User Fees - University of Wisconsin-Milwaukee Print & Copy Services
    - Evidence informing base-year allocation inputs; displayed values and growth are calculated: The university service schedule separately prices preflight/prepress preparation at USD xx.xx per hour, establishing a paid preparation activity rather than an automatic component of every printing-platform purchase.
    - Evidence informing forecast-year allocation inputs; displayed values and growth are calculated: The university service schedule separately prices preflight/prepress preparation at USD xx.xx per hour, establishing a paid preparation activity rather than an automatic component of every printing-platform purchase.
    - Evidence informing base-year allocation inputs; displayed values and growth are calculated: Perfect binding is listed at USD xx.xx-xx.xx per book. The lower endpoint is the model's basic-binding comparator, not a measured worldwide realization.
    - Evidence informing forecast-year allocation inputs; displayed values and growth are calculated: Perfect binding is listed at USD xx.xx-xx.xx per book. The lower endpoint is the model's basic-binding comparator, not a measured worldwide realization.

18. How Much Does It Cost to Print a Book? - QinPrinting
    - Evidence informing base-year allocation inputs; displayed values and growth are calculated: The supplier's delivered xx.xx-page, xx.xx-copy color-book examples list USD xx.xx for softcover and USD xx.xx for hardcover. They provide a commercial-run countercheck, with delivery and product differences preventing direct substitution.
    - Evidence informing forecast-year allocation inputs; displayed values and growth are calculated: The supplier's delivered xx.xx-page, xx.xx-copy color-book examples list USD xx.xx for softcover and USD xx.xx for hardcover. They provide a commercial-run countercheck, with delivery and product differences preventing direct substitution.
    - Evidence informing base-year allocation inputs; displayed values and growth are calculated: The smaller hardcover premium in this offset example qualifies extrapolation of the full POD hardcover increment into binding revenue.
    - Evidence informing forecast-year allocation inputs; displayed values and growth are calculated: The smaller hardcover premium in this offset example qualifies extrapolation of the full POD hardcover increment into binding revenue.
    - Evidence informing base-year allocation inputs; displayed values and growth are calculated: Comparable hardcover and softcover quotations constrain the assumed relative manufacturing realization after scope adjustments.
    - Evidence informing forecast-year allocation inputs; displayed values and growth are calculated: Comparable hardcover and softcover quotations constrain the assumed relative manufacturing realization after scope adjustments.
    - Evidence informing base-year allocation inputs; displayed values and growth are calculated: Softcover prices provide a commercial comparison, not a historical global average.
    - Evidence informing forecast-year allocation inputs; displayed values and growth are calculated: Softcover prices provide a commercial comparison, not a historical global average.
    - Evidence informing base-year allocation inputs; displayed values and growth are calculated: Board-book quotations constrain the assumed production receipt; delivery and duties require adjustment.
    - Evidence informing forecast-year allocation inputs; displayed values and growth are calculated: Board-book quotations constrain the assumed production receipt; delivery and duties require adjustment.
    - Evidence informing base-year allocation inputs; displayed values and growth are calculated: Mechanical-binding quotations constrain the unit-receipt assumption, not incidence.
    - Evidence informing forecast-year allocation inputs; displayed values and growth are calculated: Mechanical-binding quotations constrain the unit-receipt assumption, not incidence.
    - Evidence informing base-year allocation inputs; displayed values and growth are calculated: Short-booklet quotations constrain the lower realization used for eligible saddle-stitched books.
    - Evidence informing forecast-year allocation inputs; displayed values and growth are calculated: Short-booklet quotations constrain the lower realization used for eligible saddle-stitched books.
19. Book Wrap Mailers / Book Boxes - Packaging ONE
    - Evidence informing base-year allocation inputs; displayed values and growth are calculated: The manufacturer lists MP2 book mailers at GBP xx.xx each for xx.xx packs of xx.xx excluding VAT. The converted unit price supplies the packaging-creation value proxy, not a global average or a historical quote.
    - Evidence informing forecast-year allocation inputs; displayed values and growth are calculated: The manufacturer lists MP2 book mailers at GBP xx.xx each for xx.xx packs of xx.xx excluding VAT. The converted unit price supplies the packaging-creation value proxy, not a global average or a historical quote.
    - Evidence informing base-year allocation inputs; displayed values and growth are calculated: The enclosure price forms the other side of the creation-versus-packing ratio. One comparable enclosure per packing unit is an explicit activity-matching assumption.
    - Evidence informing forecast-year allocation inputs; displayed values and growth are calculated: The enclosure price forms the other side of the creation-versus-packing ratio. One comparable enclosure per packing unit is an explicit activity-matching assumption.

20. Foreign Exchange Rates - G.5A Annual, January 5, 2026
    - Evidence informing base-year allocation inputs; displayed values and growth are calculated: The official 2025 annual average is USD xx.xx per GBP. It converts the GBP packaging comparator into the common monetary basis used in the starting allocation.
    - Evidence informing forecast-year allocation inputs; displayed values and growth are calculated: The official 2025 annual average is USD xx.xx per GBP. It converts the GBP packaging comparator into the common monetary basis used in the starting allocation.
    - Evidence informing base-year allocation inputs; displayed values and growth are calculated: The same conversion supports the common-currency packaging/packing denominator inherited by the forecast; no 2032 exchange rate is asserted.
    - Evidence informing forecast-year allocation inputs; displayed values and growth are calculated: The same conversion supports the common-currency packaging/packing denominator inherited by the forecast; no 2032 exchange rate is asserted.
21. Optional Book Publishing Services - InstantPublisher
    - Evidence informing base-year allocation inputs; displayed values and growth are calculated: The provider lists layout/typesetting at USD xx.xx per page with a USD xx.xx minimum. This supports the preparation-spending feasibility check, with purchase incidence and copies per job remaining assumptions.
    - Evidence informing forecast-year allocation inputs; displayed values and growth are calculated: The provider lists layout/typesetting at USD xx.xx per page with a USD xx.xx minimum. This supports the preparation-spending feasibility check, with purchase incidence and copies per job remaining assumptions.
    - Evidence informing base-year allocation inputs; displayed values and growth are calculated: Individual shrink-wrapping is listed at USD xx.xx each plus USD xx.xx setup. Amortizing setup over an assumed xx.xx copies gives the USD xx.xx packing comparator.
    - Evidence informing forecast-year allocation inputs; displayed values and growth are calculated: Individual shrink-wrapping is listed at USD xx.xx each plus USD xx.xx setup. Amortizing setup over an assumed xx.xx copies gives the USD xx.xx packing comparator.
22. How Does Merchant Pricing Work for Ecommerce Stores? - Lulu Direct
    - Evidence informing base-year allocation inputs; displayed values and growth are calculated: The September 2026 merchant-pricing explanation identifies a USD xx.xx fulfillment fee and separates merchant retail receipts from payments for supplier production, shipping and taxes. The fee is a contemporary feasibility comparator, not verified 2025 penetration or a future charge.
    - Evidence informing forecast-year allocation inputs; displayed values and growth are calculated: The September 2026 merchant-pricing explanation identifies a USD xx.xx fulfillment fee and separates merchant retail receipts from payments for supplier production, shipping and taxes. The fee is a contemporary feasibility comparator, not verified 2025 penetration or a future charge.
    - Evidence informing base-year allocation inputs; displayed values and growth are calculated: Merchant retail receipts are separate from payments for printing and fulfillment. The current page lists a USD xx.xx fulfillment fee, with shipping and taxes separately calculated. This supports the service-value boundary, not a historical average fee or global order volume.
    - Evidence informing forecast-year allocation inputs; displayed values and growth are calculated: Merchant retail receipts are separate from payments for printing and fulfillment. The current page lists a USD xx.xx fulfillment fee, with shipping and taxes separately calculated. This supports the service-value boundary, not a historical average fee or global order volume.
    - Evidence informing base-year allocation inputs; displayed values and growth are calculated: Lulu identifies separate retail and production/fulfillment transactions and a USD xx.xx fulfillment fee. This supports excluding merchant retail margins from production-service value and avoiding automatic procurement-channel classification from the storefront.
    - Evidence informing forecast-year allocation inputs; displayed values and growth are calculated: Lulu identifies separate retail and production/fulfillment transactions and a USD xx.xx fulfillment fee. This supports excluding merchant retail margins from production-service value and avoiding automatic procurement-channel classification from the storefront.

23. AAP December 2025 StatShot Report

- Evidence informing base-year allocation inputs; displayed values and growth are calculated: The primary monthly reporting panel's full-year 2025 trade figures show paperback revenue down xx.xx%. This qualifies broad physical-book growth assumptions and supplies directional mix evidence only.
- Evidence informing forecast-year allocation inputs; displayed values and growth are calculated: The primary monthly reporting panel's full-year 2025 trade figures show paperback revenue down xx.xx%. This qualifies broad physical-book growth assumptions and supplies directional mix evidence only.
- Evidence informing base-year allocation inputs; displayed values and growth are calculated: The same approximately xx.xx-publisher panel shows hardcover revenue up xx.xx%. It supports a modest premium-mix hypothesis but neither measures global binding spending nor proves the forecast.
- Evidence informing forecast-year allocation inputs; displayed values and growth are calculated: The same approximately xx.xx-publisher panel shows hardcover revenue up xx.xx%. It supports a modest premium-mix hypothesis but neither measures global binding spending nor proves the forecast.
- Evidence informing base-year allocation inputs; displayed values and growth are calculated: Direct-participant 2025 hardback revenue of approximately USD xx.xx anchors the adjusted conventional-format model; it is not printing revenue or a global share.
- Evidence informing forecast-year allocation inputs; displayed values and growth are calculated: Direct-participant 2025 hardback revenue of approximately USD xx.xx anchors the adjusted conventional-format model; it is not printing revenue or a global share.
- Evidence informing base-year allocation inputs; displayed values and growth are calculated: Reported paperback revenue of approximately USD xx.xx plus USD xx.xx mass-market revenue supplies the comparison input. Reported annual movements qualify the forecast starting mix, not its future persistence.
- Evidence informing forecast-year allocation inputs; displayed values and growth are calculated: Reported paperback revenue of approximately USD xx.xx plus USD xx.xx mass-market revenue supplies the comparison input. Reported annual movements qualify the forecast starting mix, not its future persistence.
- Evidence informing base-year allocation inputs; displayed values and growth are calculated: Direct publisher-sample religious and trade physical-format receipts provide a category-intensity proxy, subject to explicit geographic and coverage adjustments.
- Evidence informing forecast-year allocation inputs; displayed values and growth are calculated: Direct publisher-sample religious and trade physical-format receipts provide a category-intensity proxy, subject to explicit geographic and coverage adjustments.
- Evidence informing base-year allocation inputs; displayed values and growth are calculated: Reported professional-book receipts and their 2025 decline challenge assumptions of automatic growth from recurring reference relationships.
- Evidence informing forecast-year allocation inputs; displayed values and growth are calculated: Reported professional-book receipts and their 2025 decline challenge assumptions of automatic growth from recurring reference relationships.

24. Print and Associated Services Framework - Lot 1 Buyer Guide: Framework Objectives
    - Evidence informing base-year allocation inputs; displayed values and growth are calculated: The public purchasing framework separately specifies production-management advice. It establishes a purchased responsibility but not a global fee rate or permission to count subcontract pass-through as retained revenue.
    - Evidence informing forecast-year allocation inputs; displayed values and growth are calculated: The public purchasing framework separately specifies production-management advice. It establishes a purchased responsibility but not a global fee rate or permission to count subcontract pass-through as retained revenue.
    - Evidence informing base-year allocation inputs; displayed values and growth are calculated: The framework also specifies finished-goods stock holding and call-off, with required holding costs included in the print-job price. This supports allocating embedded production-linked fulfillment rather than restricting the category to standalone invoices.
    - Evidence informing forecast-year allocation inputs; displayed values and growth are calculated: The framework also specifies finished-goods stock holding and call-off, with required holding costs included in the print-job price. This supports allocating embedded production-linked fulfillment rather than restricting the category to standalone invoices.
    - Evidence informing base-year allocation inputs; displayed values and growth are calculated: Finished goods may be held for call-off, with storage included in the print job where required. This supports consolidated releases as a production-linked arrangement without assuming every release is an individual order.
    - Evidence informing forecast-year allocation inputs; displayed values and growth are calculated: Finished goods may be held for call-off, with storage included in the print job where required. This supports consolidated releases as a production-linked arrangement without assuming every release is an individual order.
    - Evidence informing base-year allocation inputs; displayed values and growth are calculated: Contractors maintain designated distribution lists, deliver to nominated addresses and receive job-specific copy allocations, supporting the modeled list-delivery category.
    - Evidence informing forecast-year allocation inputs; displayed values and growth are calculated: Contractors maintain designated distribution lists, deliver to nominated addresses and receive job-specific copy allocations, supporting the modeled list-delivery category.
    - Evidence informing base-year allocation inputs; displayed values and growth are calculated: The coexistence of stock holding, call-off and distribution-list obligations supports separating production trigger from fulfillment responsibility; call-off alone does not establish transaction-level fulfillment.
    - Evidence informing forecast-year allocation inputs; displayed values and growth are calculated: The coexistence of stock holding, call-off and distribution-list obligations supports separating production trigger from fulfillment responsibility; call-off alone does not establish transaction-level fulfillment.

25. Frequently Asked Questions - IngramSpark
    - Evidence informing base-year allocation inputs; displayed values and growth are calculated: IngramSpark states that it does not provide editing, typesetting or design services. This counterexample prevents treating all platform manufacturing commissions as purchases of professional preparation services.
    - Evidence informing forecast-year allocation inputs; displayed values and growth are calculated: IngramSpark states that it does not provide editing, typesetting or design services. This counterexample prevents treating all platform manufacturing commissions as purchases of professional preparation services.
    - Evidence informing base-year allocation inputs; displayed values and growth are calculated: The provider permits nonexclusive sourcing when the customer owns its ISBN and does not offer editing, typesetting or design. These terms constrain the author service boundary, not adoption or revenue growth.
    - Evidence informing forecast-year allocation inputs; displayed values and growth are calculated: The provider permits nonexclusive sourcing when the customer owns its ISBN and does not offer editing, typesetting or design. These terms constrain the author service boundary, not adoption or revenue growth.
    - Evidence informing base-year allocation inputs; displayed values and growth are calculated: IngramSpark permits nonexclusive use of other printers, distributors and fulfillment providers when publishers own their ISBN. This establishes an alternative-sourcing option, not observed switching or a numerical channel allocation.
    - Evidence informing forecast-year allocation inputs; displayed values and growth are calculated: IngramSpark permits nonexclusive use of other printers, distributors and fulfillment providers when publishers own their ISBN. This establishes an alternative-sourcing option, not observed switching or a numerical channel allocation.
26. Packaging Printing & Production - Imago Group
    - Evidence informing base-year allocation inputs; displayed values and growth are calculated: The supplier identifies book slipcases, clamshell cases, tray-and-lid constructions and multicomponent publisher packaging. This supports the enclosure-production boundary and the limitation of a simple mailer-price proxy; it does not supply sales weights.
    - Evidence informing forecast-year allocation inputs; displayed values and growth are calculated: The supplier identifies book slipcases, clamshell cases, tray-and-lid constructions and multicomponent publisher packaging. This supports the enclosure-production boundary and the limitation of a simple mailer-price proxy; it does not supply sales weights.
27. Services - Bridgeport National Bindery
    - Evidence informing base-year allocation inputs; displayed values and growth are calculated: The short-run book-production portfolio separately lists shrink-wrapping and set packing. It establishes commercial packing activity distinct from enclosure manufacture and binding, without measuring its revenue.
    - Evidence informing forecast-year allocation inputs; displayed values and growth are calculated: The short-run book-production portfolio separately lists shrink-wrapping and set packing. It establishes commercial packing activity distinct from enclosure manufacture and binding, without measuring its revenue.
28. Terms and Conditions - CPI Print Germany
    - Evidence informing base-year allocation inputs; displayed values and growth are calculated: Published terms distinguish ex-works production prices from packaging, freight and postage and reserve specified input-cost adjustment rights. They support comparable-scope valuation but do not establish realized inflation.
    - Evidence informing forecast-year allocation inputs; displayed values and growth are calculated: Published terms distinguish ex-works production prices from packaging, freight and postage and reserve specified input-cost adjustment rights. They support comparable-scope valuation but do not establish realized inflation.
    - Evidence informing base-year allocation inputs; displayed values and growth are calculated: Separate treatment of forwarding and storage responsibilities supports the eligible production-linked service boundary; contractual rights do not prove the assumed future fee-growth rate.
    - Evidence informing forecast-year allocation inputs; displayed values and growth are calculated: Separate treatment of forwarding and storage responsibilities supports the eligible production-linked service boundary; contractual rights do not prove the assumed future fee-growth rate.

29. ONIX Codelists Issue 75 - List 150: Product Form
    - Evidence informing base-year allocation inputs; displayed values and growth are calculated: BB identifies hardback/cased books.
    - Evidence informing forecast-year allocation inputs; displayed values and growth are calculated: BB identifies hardback/cased books.
    - Evidence informing base-year allocation inputs; displayed values and growth are calculated: BC identifies paperback/softback books.
    - Evidence informing forecast-year allocation inputs; displayed values and growth are calculated: BC identifies paperback/softback books.
    - Evidence informing base-year allocation inputs; displayed values and growth are calculated: BH distinguishes board-page books from conventional books with rigid covers.
    - Evidence informing forecast-year allocation inputs; displayed values and growth are calculated: BH distinguishes board-page books from conventional books with rigid covers.
    - Evidence informing base-year allocation inputs; displayed values and growth are calculated: BE groups spiral, comb and coil forms.
    - Evidence informing forecast-year allocation inputs; displayed values and growth are calculated: BE groups spiral, comb and coil forms.
    - Evidence informing base-year allocation inputs; displayed values and growth are calculated: BD identifies loose-leaf books.
    - Evidence informing forecast-year allocation inputs; displayed values and growth are calculated: BD identifies loose-leaf books.
    - Evidence informing base-year allocation inputs; displayed values and growth are calculated: BF includes stapled short books; nonbook uses are excluded from the model.
    - Evidence informing forecast-year allocation inputs; displayed values and growth are calculated: BF includes stapled short books; nonbook uses are excluded from the model.
    - Evidence informing base-year allocation inputs; displayed values and growth are calculated: BL recognizes slide-bound books without measuring current sales.
    - Evidence informing forecast-year allocation inputs; displayed values and growth are calculated: BL recognizes slide-bound books without measuring current sales.
    - Evidence informing base-year allocation inputs; displayed values and growth are calculated: BO recognizes continuous concertina-fold books; nonbook charts are excluded.
    - Evidence informing forecast-year allocation inputs; displayed values and growth are calculated: BO recognizes continuous concertina-fold books; nonbook charts are excluded.
    - Evidence informing base-year allocation inputs; displayed values and growth are calculated: BI identifies textile-page books, not cloth-covered paper books.
    - Evidence informing forecast-year allocation inputs; displayed values and growth are calculated: BI identifies textile-page books, not cloth-covered paper books.
    - Evidence informing base-year allocation inputs; displayed values and growth are calculated: BJ identifies waterproof bath-book forms.
    - Evidence informing forecast-year allocation inputs; displayed values and growth are calculated: BJ identifies waterproof bath-book forms.
    - Evidence informing base-year allocation inputs; displayed values and growth are calculated: BP identifies foam-page and foam-cover books.
    - Evidence informing forecast-year allocation inputs; displayed values and growth are calculated: BP identifies foam-page and foam-cover books.

30. Thomson Reuters - Fourth-Quarter and Full-Year 2025 Results
    - Evidence informing base-year allocation inputs; displayed values and growth are calculated: Global Print revenue and contraction constrain professional-print scale and substitution direction; content receipts are not treated as loose-leaf service revenue.
    - Evidence informing forecast-year allocation inputs; displayed values and growth are calculated: Global Print revenue and contraction constrain professional-print scale and substitution direction; content receipts are not treated as loose-leaf service revenue.
31. Lulu - Discontinuing Saddle Stitch in Global Distribution
    - Evidence informing base-year allocation inputs; displayed values and growth are calculated: Provider-specific wholesale distribution restrictions establish a channel constraint, not a global sales weight or measured forecast decline.
    - Evidence informing forecast-year allocation inputs; displayed values and growth are calculated: Provider-specific wholesale distribution restrictions establish a channel constraint, not a global sales weight or measured forecast decline.
32. MAGACOPY Sofia - Copying and Printing Prices
    - Evidence informing base-year allocation inputs; displayed values and growth are calculated: A current EUR xx.xx binding-only charge establishes a live commercial service and a price-scope comparison; full-book USD receipts and incidence remain assumed.
    - Evidence informing forecast-year allocation inputs; displayed values and growth are calculated: A current EUR xx.xx binding-only charge establishes a live commercial service and a price-scope comparison; full-book USD receipts and incidence remain assumed.
33. Imago Group - Spotlight on Children's Books for National Young Readers Week
    - Evidence informing base-year allocation inputs; displayed values and growth are calculated: The company's children's portfolio supports board-book commercial classification, not order volumes.
    - Evidence informing forecast-year allocation inputs; displayed values and growth are calculated: The company's children's portfolio supports board-book commercial classification, not order volumes.
    - Evidence informing base-year allocation inputs; displayed values and growth are calculated: Cloth-book offerings support the textile-page category premise, not its modeled incidence.
    - Evidence informing forecast-year allocation inputs; displayed values and growth are calculated: Cloth-book offerings support the textile-page category premise, not its modeled incidence.
    - Evidence informing base-year allocation inputs; displayed values and growth are calculated: Bath-book offerings support a separate commercial category; sales and service receipts are undisclosed.
    - Evidence informing forecast-year allocation inputs; displayed values and growth are calculated: Bath-book offerings support a separate commercial category; sales and service receipts are undisclosed.
34. Pegasus - My First Book of Shapes: EVA Foam Book
    - Evidence informing base-year allocation inputs; displayed values and growth are calculated: The dated 2025 product identifies foam pages and supports commercial-status and classification checks, not global volume or supplier realization.
    - Evidence informing forecast-year allocation inputs; displayed values and growth are calculated: The dated 2025 product identifies foam pages and supports commercial-status and classification checks, not global volume or supplier realization.

35. U.S. Consumer Product Safety Commission - Children's Books
    - Evidence informing base-year allocation inputs; displayed values and growth are calculated: Product classification and intended audience affect commercial compliance accountability; no numerical surcharge is inferred.
    - Evidence informing forecast-year allocation inputs; displayed values and growth are calculated: Product classification and intended audience affect commercial compliance accountability; no numerical surcharge is inferred.
    - Evidence informing base-year allocation inputs; displayed values and growth are calculated: The exemption boundary supports separate classification rather than assumed conventional-book treatment.
    - Evidence informing forecast-year allocation inputs; displayed values and growth are calculated: The exemption boundary supports separate classification rather than assumed conventional-book treatment.
    - Evidence informing base-year allocation inputs; displayed values and growth are calculated: Compliance classification is retained as an uncertainty, not an exclusion or measured price premium.
    - Evidence informing forecast-year allocation inputs; displayed values and growth are calculated: Compliance classification is retained as an uncertainty, not an exclusion or measured price premium.
    - Evidence informing base-year allocation inputs; displayed values and growth are calculated: Specialty construction does not itself establish ordinary-book exemption eligibility or market inactivity.
    - Evidence informing forecast-year allocation inputs; displayed values and growth are calculated: Specialty construction does not itself establish ordinary-book exemption eligibility or market inactivity.
36. Puget Bindery - Services
    - Evidence informing base-year allocation inputs; displayed values and growth are calculated: The provider identifies training manuals and reference guides as mechanical-binding applications, supporting the commissioning premise without measuring sales incidence.
    - Evidence informing forecast-year allocation inputs; displayed values and growth are calculated: The provider identifies training manuals and reference guides as mechanical-binding applications, supporting the commissioning premise without measuring sales incidence.
    - Evidence informing base-year allocation inputs; displayed values and growth are calculated: Lists commercial letterpress book plates and specialty inserts, supporting a component-service model rather than attribution of the entire book price.
    - Evidence informing forecast-year allocation inputs; displayed values and growth are calculated: Lists commercial letterpress book plates and specialty inserts, supporting a component-service model rather than attribution of the entire book price.
    - Evidence informing base-year allocation inputs; displayed values and growth are calculated: The bindery identifies commercial printers, publishers and corporate print buyers as customers and excludes direct-to-consumer sales. This supports trade-purchasing attribution but supplies no sales percentage.
    - Evidence informing forecast-year allocation inputs; displayed values and growth are calculated: The bindery identifies commercial printers, publishers and corporate print buyers as customers and excludes direct-to-consumer sales. This supports trade-purchasing attribution but supplies no sales percentage.

37. ONIX Codelists Issue 75 - List 80: Product Packaging Type
    - Evidence informing base-year allocation inputs; displayed values and growth are calculated: Separates single-item and multivolume slipcases; supplies classification, not sales weights.
    - Evidence informing forecast-year allocation inputs; displayed values and growth are calculated: Separates single-item and multivolume slipcases; supplies classification, not sales weights.
    - Evidence informing base-year allocation inputs; displayed values and growth are calculated: Distinguishes lidded boxes from slipcase-style boxed sets.
    - Evidence informing forecast-year allocation inputs; displayed values and growth are calculated: Distinguishes lidded boxes from slipcase-style boxed sets.
    - Evidence informing base-year allocation inputs; displayed values and growth are calculated: Open-ended wraparound sleeves are distinct from enclosed wrapping.
    - Evidence informing forecast-year allocation inputs; displayed values and growth are calculated: Open-ended wraparound sleeves are distinct from enclosed wrapping.
    - Evidence informing base-year allocation inputs; displayed values and growth are calculated: Recognizes envelope-like slip-sleeves and wallets or folders.
    - Evidence informing forecast-year allocation inputs; displayed values and growth are calculated: Recognizes envelope-like slip-sleeves and wallets or folders.
    - Evidence informing base-year allocation inputs; displayed values and growth are calculated: Recognizes pouch and bag packaging independently.
    - Evidence informing forecast-year allocation inputs; displayed values and growth are calculated: Recognizes pouch and bag packaging independently.
    - Evidence informing base-year allocation inputs; displayed values and growth are calculated: Separately recognizes shrink-wrapped products and bundles.
    - Evidence informing forecast-year allocation inputs; displayed values and growth are calculated: Separately recognizes shrink-wrapped products and bundles.
    - Evidence informing base-year allocation inputs; displayed values and growth are calculated: Defines formed-plastic clamshells and card-backed blister packaging as distinct constructions.
    - Evidence informing forecast-year allocation inputs; displayed values and growth are calculated: Defines formed-plastic clamshells and card-backed blister packaging as distinct constructions.
    - Evidence informing base-year allocation inputs; displayed values and growth are calculated: Explicitly recognizes book browse-prevention closures.
    - Evidence informing forecast-year allocation inputs; displayed values and growth are calculated: Explicitly recognizes book browse-prevention closures.

38. U.S. Government Publishing Office - Program 827-S: Federal Aviation Administration Books, Contract Pricing and Specifications

- Evidence informing base-year allocation inputs; displayed values and growth are calculated: Historical evaluation quantities provide a container-heavy institutional purchasing counterexample, not global shipment shares.
- Evidence informing forecast-year allocation inputs; displayed values and growth are calculated: Historical evaluation quantities provide a container-heavy institutional purchasing counterexample, not global shipment shares.
- Evidence informing base-year allocation inputs; displayed values and growth are calculated: Separately identifies kraft-envelope packing within the book procurement.
- Evidence informing forecast-year allocation inputs; displayed values and growth are calculated: Separately identifies kraft-envelope packing within the book procurement.
- Evidence informing base-year allocation inputs; displayed values and growth are calculated: Identifies cushioned shipping bags as an eligible book-order enclosure.
- Evidence informing forecast-year allocation inputs; displayed values and growth are calculated: Identifies cushioned shipping bags as an eligible book-order enclosure.
- Evidence informing base-year allocation inputs; displayed values and growth are calculated: Includes wrapped shipping bundles as an alternative purchasing configuration.
- Evidence informing forecast-year allocation inputs; displayed values and growth are calculated: Includes wrapped shipping bundles as an alternative purchasing configuration.
- Evidence informing base-year allocation inputs; displayed values and growth are calculated: Requires packing and filler separately from the external enclosure.
- Evidence informing forecast-year allocation inputs; displayed values and growth are calculated: Requires packing and filler separately from the external enclosure.
- Evidence informing base-year allocation inputs; displayed values and growth are calculated: Identifies closure tape and securing straps independently of container construction.
- Evidence informing forecast-year allocation inputs; displayed values and growth are calculated: Identifies closure tape and securing straps independently of container construction.

39. U.S. Government Publishing Office - Print Order Form 2511 Instructions

- Evidence informing base-year allocation inputs; displayed values and growth are calculated: Specifies paper-banded sets separately from shrink-wrapped sets.
- Evidence informing forecast-year allocation inputs; displayed values and growth are calculated: Specifies paper-banded sets separately from shrink-wrapped sets.
- Evidence informing base-year allocation inputs; displayed values and growth are calculated: Describes shrink-wrapped units nested within cartons, supporting component attribution.
- Evidence informing forecast-year allocation inputs; displayed values and growth are calculated: Describes shrink-wrapped units nested within cartons, supporting component attribution.
- Evidence informing base-year allocation inputs; displayed values and growth are calculated: Distinguishes internal packaging, container quantities and pallet requirements.
- Evidence informing forecast-year allocation inputs; displayed values and growth are calculated: Distinguishes internal packaging, container quantities and pallet requirements.
- Evidence informing base-year allocation inputs; displayed values and growth are calculated: The instructions distinguish nominated delivery addresses and warehouse receiving arrangements, supporting the receiving-point attribution premise, not an observed consolidated market share.
- Evidence informing forecast-year allocation inputs; displayed values and growth are calculated: The instructions distinguish nominated delivery addresses and warehouse receiving arrangements, supporting the receiving-point attribution premise, not an observed consolidated market share.
- Evidence informing base-year allocation inputs; displayed values and growth are calculated: Supplemental distribution lists accommodate multiple destinations, supporting the distinction between preallocated destination delivery and a single receiving-point handoff.
- Evidence informing forecast-year allocation inputs; displayed values and growth are calculated: Supplemental distribution lists accommodate multiple destinations, supporting the distinction between preallocated destination delivery and a single receiving-point handoff.
- Evidence informing base-year allocation inputs; displayed values and growth are calculated: GPO specifies black interior inks separately from cover inks, supporting the monochrome classification and underlying-book attribution premise, not its modeled sales weight. ([gpo.gov](https://www.gpo.gov/docs/default-source/forms-standards-pdf-files/2511_instructions.pdf))
- Evidence informing forecast-year allocation inputs; displayed values and growth are calculated: GPO specifies black interior inks separately from cover inks, supporting the monochrome classification and underlying-book attribution premise, not its modeled sales weight. ([gpo.gov](https://www.gpo.gov/docs/default-source/forms-standards-pdf-files/2511_instructions.pdf))
- Evidence informing base-year allocation inputs; displayed values and growth are calculated: Designated Pantone specifications are recognized for interior inks, supporting a separate spot-color commercial category without measuring its share. ([gpo.gov](https://www.gpo.gov/docs/default-source/forms-standards-pdf-files/2511_instructions.pdf))
- Evidence informing forecast-year allocation inputs; displayed values and growth are calculated: Designated Pantone specifications are recognized for interior inks, supporting a separate spot-color commercial category without measuring its share. ([gpo.gov](https://www.gpo.gov/docs/default-source/forms-standards-pdf-files/2511_instructions.pdf))
- Evidence informing base-year allocation inputs; displayed values and growth are calculated: Four-color process is identified as full color for interior pages; cover color is separately specified. This supports classification at both modeled anchors. ([gpo.gov](https://www.gpo.gov/docs/default-source/forms-standards-pdf-files/2511_instructions.pdf))
- Evidence informing forecast-year allocation inputs; displayed values and growth are calculated: Four-color process is identified as full color for interior pages; cover color is separately specified. This supports classification at both modeled anchors. ([gpo.gov](https://www.gpo.gov/docs/default-source/forms-standards-pdf-files/2511_instructions.pdf))

40. GPOExpress Program Pricing Guide - November 2024
    - Evidence informing base-year allocation inputs; displayed values and growth are calculated: USD xx.xx hand folding provides a handling-cost comparison; the complete band realization remains modeled.
    - Evidence informing forecast-year allocation inputs; displayed values and growth are calculated: USD xx.xx hand folding provides a handling-cost comparison; the complete band realization remains modeled.
    - Evidence informing base-year allocation inputs; displayed values and growth are calculated: USD xx.xx per shrink wrap anchors a small-run comparison, not the assumed global realization.
    - Evidence informing forecast-year allocation inputs; displayed values and growth are calculated: USD xx.xx per shrink wrap anchors a small-run comparison, not the assumed global realization.
    - Evidence informing base-year allocation inputs; displayed values and growth are calculated: USD xx.xx auxiliary insertion supplies a handling-price comparison, not protective-material sales.
    - Evidence informing forecast-year allocation inputs; displayed values and growth are calculated: USD xx.xx auxiliary insertion supplies a handling-price comparison, not protective-material sales.
41. Hardcover Book Protection: Dust Jackets or Slipcases?
    - Evidence informing base-year allocation inputs; displayed values and growth are calculated: Own-product EXW slipcase prices of USD xx.xx, USD xx.xx and USD xx.xx at xx.xx xx.xx and xx.xx units constrain relative realizations.
    - Evidence informing forecast-year allocation inputs; displayed values and growth are calculated: Own-product EXW slipcase prices of USD xx.xx, USD xx.xx and USD xx.xx at xx.xx xx.xx and xx.xx units constrain relative realizations.
42. Book Printing Cost in China: How Printing Prices Are Calculated
    - Evidence informing base-year allocation inputs; displayed values and growth are calculated: Approximately USD xx.xx per export carton including basic packing materials constrains the bulk-package budget; the container allocation is modeled.
    - Evidence informing forecast-year allocation inputs; displayed values and growth are calculated: Approximately USD xx.xx per export carton including basic packing materials constrains the bulk-package budget; the container allocation is modeled.
    - Evidence informing base-year allocation inputs; displayed values and growth are calculated: The inclusive carton quotation constrains combined spending; its cushioning split is assumed.
    - Evidence informing forecast-year allocation inputs; displayed values and growth are calculated: The inclusive carton quotation constrains combined spending; its cushioning split is assumed.
    - Evidence informing base-year allocation inputs; displayed values and growth are calculated: The inclusive carton quotation constrains combined spending; its closure split is assumed.
    - Evidence informing forecast-year allocation inputs; displayed values and growth are calculated: The inclusive carton quotation constrains combined spending; its closure split is assumed.
43. Make Believe Ideas - Independent Retail Catalog 2025
    - Evidence informing base-year allocation inputs; displayed values and growth are calculated: The 2025 catalog identifies activity books with cover-mounted blisters, establishing book-specific participation but not packaging revenue or volume.
    - Evidence informing forecast-year allocation inputs; displayed values and growth are calculated: The 2025 catalog identifies activity books with cover-mounted blisters, establishing book-specific participation but not packaging revenue or volume.
44. Bookmobile - Request Book Printing Quotes the Right Way to Save Money
    - Evidence informing base-year allocation inputs; displayed values and growth are calculated: The printer's bookstore-oriented purchasing guidance cautions against universal shrink-wrap attachment.
    - Evidence informing forecast-year allocation inputs; displayed values and growth are calculated: The printer's bookstore-oriented purchasing guidance cautions against universal shrink-wrap attachment.

45. Digital Book Printing - Bookmobile
    - Evidence informing base-year allocation inputs; displayed values and growth are calculated: The current book-production portfolio separately offers poly bags, supporting commercial category participation rather than a sales weight.
    - Evidence informing forecast-year allocation inputs; displayed values and growth are calculated: The current book-production portfolio separately offers poly bags, supporting commercial category participation rather than a sales weight.
    - Evidence informing base-year allocation inputs; displayed values and growth are calculated: The current portfolio offers shrink-wrap independently of other finishing options.
    - Evidence informing forecast-year allocation inputs; displayed values and growth are calculated: The current portfolio offers shrink-wrap independently of other finishing options.
46. Sell Books on Shopify - Lulu
    - Evidence informing forecast-year allocation inputs; displayed values and growth are calculated: The offered storefront-to-print-and-ship route supports an accessible production-linked parcel channel, not assumed demand.
    - Evidence informing forecast-year allocation inputs; displayed values and growth are calculated: Direct fulfillment availability supports the parcel-use scenario without establishing envelope mix.
    - Evidence informing forecast-year allocation inputs; displayed values and growth are calculated: Direct fulfillment availability supports the parcel-use scenario without establishing bag mix.
47. European Commission - New EU Rules on Packaging Enter into Application
    - Evidence informing forecast-year allocation inputs; displayed values and growth are calculated: Regional packaging minimization supports a directional right-sizing premise, not a measured global box-price effect.
    - Evidence informing forecast-year allocation inputs; displayed values and growth are calculated: Waste-reduction requirements inform the bounded substitution scenario; they do not quantify band adoption.
    - Evidence informing forecast-year allocation inputs; displayed values and growth are calculated: Regional circularity requirements inform lower lightweight-bag exposure without implying a global book-bag ban.
    - Evidence informing forecast-year allocation inputs; displayed values and growth are calculated: Material substitution remains partly internal to the combined film-and-paper category.
    - Evidence informing forecast-year allocation inputs; displayed values and growth are calculated: Regional recyclability pressure informs the niche substitution scenario, not an observed blister-sales decline.
    - Evidence informing forecast-year allocation inputs; displayed values and growth are calculated: Empty-space reduction provides a directional premise for lower cushioning allowance per individual box.
48. Digital Printing - U.S. Government Publishing Office
    - Evidence informing base-year allocation inputs; displayed values and growth are calculated: Procurement examples allow offset or digital alternatives while restricting some digital variants, supporting an acceptance- and run-mix model rather than a universal quality ranking. This is a modeling premise, not an observed process share.
    - Evidence informing forecast-year allocation inputs; displayed values and growth are calculated: Procurement examples allow offset or digital alternatives while restricting some digital variants, supporting an acceptance- and run-mix model rather than a universal quality ranking. This is a modeling premise, not an observed process share.
    - Evidence informing base-year allocation inputs; displayed values and growth are calculated: The purchasing guidance supports conditional digital substitution, not unrestricted interchangeability or an observed forecast allocation.
    - Evidence informing forecast-year allocation inputs; displayed values and growth are calculated: The purchasing guidance supports conditional digital substitution, not unrestricted interchangeability or an observed forecast allocation.

49. Clays demonstrate dedication to digital investment
    - Evidence informing base-year allocation inputs; displayed values and growth are calculated: Reports xx.xx books annually and xx.xx books of digital capacity in an older investment statement; this constrains scale but is not a 2025 realized output mix.
    - Evidence informing forecast-year allocation inputs; displayed values and growth are calculated: Reports xx.xx books annually and xx.xx books of digital capacity in an older investment statement; this constrains scale but is not a 2025 realized output mix.
    - Evidence informing base-year allocation inputs; displayed values and growth are calculated: The company's inkjet investment supports an existing book-production application and a conditional adoption premise, not a quantified global forecast.
    - Evidence informing forecast-year allocation inputs; displayed values and growth are calculated: The company's inkjet investment supports an existing book-production application and a conditional adoption premise, not a quantified global forecast.
    - Evidence informing base-year allocation inputs; displayed values and growth are calculated: The capacity/output comparison is a limited commercial check on continued conventional book production, not a direct offset revenue observation.
    - Evidence informing forecast-year allocation inputs; displayed values and growth are calculated: The capacity/output comparison is a limited commercial check on continued conventional book production, not a direct offset revenue observation.
50. ISO/TC 130 - Guidelines for Using Print Production Standards, Version 1.0, 2019
    - Evidence informing base-year allocation inputs; displayed values and growth are calculated: Distinguishes packaging use cases and printing processes, supporting allocation of gravure to book-associated components rather than the full value of a book.
    - Evidence informing forecast-year allocation inputs; displayed values and growth are calculated: Distinguishes packaging use cases and printing processes, supporting allocation of gravure to book-associated components rather than the full value of a book.
    - Evidence informing base-year allocation inputs; displayed values and growth are calculated: Identifies flexographic packaging applications; the book-specific spending budget and process coefficients remain modeled.
    - Evidence informing forecast-year allocation inputs; displayed values and growth are calculated: Identifies flexographic packaging applications; the book-specific spending budget and process coefficients remain modeled.
51. Premium Layflat Photo Books - PhotobookShop
    - Evidence informing base-year allocation inputs; displayed values and growth are calculated: Offers bound silver-halide photographic books and distinguishes them from digitally printed alternatives, supporting the model's separate photographic category rather than an observed sales weight.
    - Evidence informing forecast-year allocation inputs; displayed values and growth are calculated: Offers bound silver-halide photographic books and distinguishes them from digitally printed alternatives, supporting the model's separate photographic category rather than an observed sales weight.
52. The Cormac McCarthy Collection - The Folio Society
    - Evidence informing base-year allocation inputs; displayed values and growth are calculated: Documents screen-printed cloth covers on physical book editions, supporting component-level commercial attribution. It does not measure supplier component receipts or global uptake.
    - Evidence informing forecast-year allocation inputs; displayed values and growth are calculated: Documents screen-printed cloth covers on physical book editions, supporting component-level commercial attribution. It does not measure supplier component receipts or global uptake.

53. Risograph Digital Duplicator Order Form, 2026 - Minneapolis College of Art and Design
    - Evidence informing base-year allocation inputs; displayed values and growth are calculated: The 2026 institutional form recognizes Risograph book/booklet orders but excludes assembly. It supports a limited application boundary, not 2025 external commercial volume; internal institutional charges are excluded from the numerator.
    - Evidence informing forecast-year allocation inputs; displayed values and growth are calculated: The 2026 institutional form recognizes Risograph book/booklet orders but excludes assembly. It supports a limited application boundary, not 2025 external commercial volume; internal institutional charges are excluded from the numerator.
54. American Printing House - 2024 Annual Report
    - Evidence informing base-year allocation inputs; displayed values and growth are calculated: Fiscal 2024 product sales were USD xx.xx; braille publications represented xx.xx% of product sales; xx.xx braille volumes were produced. These inputs constrain an adjusted production-realization proxy, not a global market share.
    - Evidence informing base-year allocation inputs; displayed values and growth are calculated: The decline from xx.xx braille volumes in 2022 qualifies a uniform physical-demand growth assumption and informs the slower relative forecast activity weight.
    - Evidence informing forecast-year allocation inputs; displayed values and growth are calculated: Fiscal 2024 product sales were USD xx.xx; braille publications represented xx.xx% of product sales; xx.xx braille volumes were produced. These inputs constrain an adjusted production-realization proxy, not a global market share.
    - Evidence informing forecast-year allocation inputs; displayed values and growth are calculated: The decline from xx.xx braille volumes in 2022 qualifies a uniform physical-demand growth assumption and informs the slower relative forecast activity weight.
55. Kodak Moments Kiosk - Kodak Alaris
    - Evidence informing base-year allocation inputs; displayed values and growth are calculated: Advertises book-capable retail kiosk equipment and a photographic-printing portfolio. Used only as a commercial-route premise for the thermal working estimate, not as evidence of thermal book-service sales, utilization or the final share.
    - Evidence informing forecast-year allocation inputs; displayed values and growth are calculated: Advertises book-capable retail kiosk equipment and a photographic-printing portfolio. Used only as a commercial-route premise for the thermal working estimate, not as evidence of thermal book-service sales, utilization or the final share.
56. 二〇二一年全国新闻出版业基本情况
    - Evidence informing base-year allocation inputs; displayed values and growth are calculated: Official 2021 aggregate textbook output distinguishes school, tertiary and vocational/adult activity; historical volumes require value and global-scope adjustments.
    - Evidence informing forecast-year allocation inputs; displayed values and growth are calculated: Official 2021 aggregate textbook output distinguishes school, tertiary and vocational/adult activity; historical volumes require value and global-scope adjustments.
    - Evidence informing base-year allocation inputs; displayed values and growth are calculated: Secondary, primary and teaching-book aggregate sheet counts form the school activity weight.
    - Evidence informing forecast-year allocation inputs; displayed values and growth are calculated: Secondary, primary and teaching-book aggregate sheet counts form the school activity weight.
    - Evidence informing base-year allocation inputs; displayed values and growth are calculated: Tertiary textbook aggregate output supplies the higher-education activity input before an assumed relative-service-value adjustment.
    - Evidence informing forecast-year allocation inputs; displayed values and growth are calculated: Tertiary textbook aggregate output supplies the higher-education activity input before an assumed relative-service-value adjustment.
    - Evidence informing base-year allocation inputs; displayed values and growth are calculated: Vocational, adult and literacy textbook output supplies the corresponding historical activity input.
    - Evidence informing forecast-year allocation inputs; displayed values and growth are calculated: Vocational, adult and literacy textbook output supplies the corresponding historical activity input.

57. Music, printed or in manuscript imports by country, 2024 - World Integrated Trade Solution
    - Evidence informing base-year allocation inputs; displayed values and growth are calculated: Official HS xx.xx import observations constrain the music-publication value bridge; domestic supply, physical-book eligibility and the printing-service fraction remain modeled.
    - Evidence informing forecast-year allocation inputs; displayed values and growth are calculated: Official HS xx.xx import observations constrain the music-publication value bridge; domestic supply, physical-book eligibility and the printing-service fraction remain modeled.
58. Bloomsbury Publishing - 2024/25 Results Presentation
    - Evidence informing base-year allocation inputs; displayed values and growth are calculated: Separate Academic & Professional print, digital and rights/service receipts demonstrate the required physical-revenue boundary; company mix is not treated as global market share.
    - Evidence informing forecast-year allocation inputs; displayed values and growth are calculated: Separate Academic & Professional print, digital and rights/service receipts demonstrate the required physical-revenue boundary; company mix is not treated as global market share.
    - Evidence informing base-year allocation inputs; displayed values and growth are calculated: Observed physical academic publishing activity supports commercial applicability but does not verify the assumed global research/reference ratio.
    - Evidence informing forecast-year allocation inputs; displayed values and growth are calculated: Observed physical academic publishing activity supports commercial applicability but does not verify the assumed global research/reference ratio.
59. HDSB - RFSQ 26-013: Yearbook Software and Printing Services
    - Evidence informing base-year allocation inputs; displayed values and growth are calculated: The qualification notice establishes a commissioned yearbook scope including printing, binding and school delivery; it supplies no awarded value and is not used as a sales weight.
    - Evidence informing forecast-year allocation inputs; displayed values and growth are calculated: The qualification notice establishes a commissioned yearbook scope including printing, binding and school delivery; it supplies no awarded value and is not used as a sales weight.
    - Evidence informing base-year allocation inputs; displayed values and growth are calculated: The yearbook qualification notice restricts supply to prequalified vendors while permitting school bulk orders and individual ordering. It supports separating commissioning authority from ultimate payment, but discloses no fulfilled-order value.
    - Evidence informing forecast-year allocation inputs; displayed values and growth are calculated: The yearbook qualification notice restricts supply to prequalified vendors while permitting school bulk orders and individual ordering. It supports separating commissioning authority from ultimate payment, but discloses no fulfilled-order value.
    - Evidence informing base-year allocation inputs; displayed values and growth are calculated: The individual-ordering option establishes an attribution uncertainty relevant to the modeled household portion; it does not establish the assumed xx.xx% proportion.
    - Evidence informing forecast-year allocation inputs; displayed values and growth are calculated: The individual-ordering option establishes an attribution uncertainty relevant to the modeled household portion; it does not establish the assumed xx.xx% proportion.

60. U.S. Census Bureau - 2022 Economic Census, Books Printing Questionnaire MC-32312
    - Evidence informing base-year allocation inputs; displayed values and growth are calculated: The official printing questionnaire supports the distinction between textbook and general-book production; recognition is not treated as a revenue weight.
    - Evidence informing forecast-year allocation inputs; displayed values and growth are calculated: The official printing questionnaire supports the distinction between textbook and general-book production; recognition is not treated as a revenue weight.
    - Evidence informing base-year allocation inputs; displayed values and growth are calculated: Recognized coloring-book output supports treating recreational activity commissions separately from institutional textbooks according to purpose.
    - Evidence informing forecast-year allocation inputs; displayed values and growth are calculated: Recognized coloring-book output supports treating recreational activity commissions separately from institutional textbooks according to purpose.
61. Press Information Bureau - Department of School Education & Literacy, Year End Review 2024
    - Evidence informing base-year allocation inputs; displayed values and growth are calculated: The government review describes substantial NCERT physical-textbook activity, independently qualifying the physical-availability premise without establishing attributable supplier revenue.
    - Evidence informing forecast-year allocation inputs; displayed values and growth are calculated: The government review describes substantial NCERT physical-textbook activity, independently qualifying the physical-availability premise without establishing attributable supplier revenue.
62. 2022 North American Industry Classification System - United States
    - Evidence informing base-year allocation inputs; displayed values and growth are calculated: Dedicated book-publishing activity is separated from institutional primary activities and printing without publishing, constraining the Publishing Organizations numerator.
    - Evidence informing forecast-year allocation inputs; displayed values and growth are calculated: Dedicated book-publishing activity is separated from institutional primary activities and printing without publishing, constraining the Publishing Organizations numerator.
63. U.S. Census Bureau - Books Printing: 2002
    - Evidence informing base-year allocation inputs; displayed values and growth are calculated: Table xx.xx reports 2002 U.S. books-printing contract-work costs of USD xx.xx and shipments of USD xx.xx. Their ratio supplies a dated manufacturing-subcontract proxy, held constant within the forecast component.
    - Evidence informing forecast-year allocation inputs; displayed values and growth are calculated: Table xx.xx reports 2002 U.S. books-printing contract-work costs of USD xx.xx and shipments of USD xx.xx. Their ratio supplies a dated manufacturing-subcontract proxy, held constant within the forecast component.
    - Evidence informing base-year allocation inputs; displayed values and growth are calculated: The historical subcontract-cost input constrains the modeled transfer from publisher-origin commissioning to performing suppliers, without adding another gross contract value.
    - Evidence informing forecast-year allocation inputs; displayed values and growth are calculated: The historical subcontract-cost input constrains the modeled transfer from publisher-origin commissioning to performing suppliers, without adding another gross contract value.
64. Samfine Creation Holdings Group Limited - Form 20-F for the year ended December 31, 2025
    - Evidence informing base-year allocation inputs; displayed values and growth are calculated: The company reports USD xx.xx of 2025 book-product revenue and principally serves book traders that secure printing contracts and outsource production. This is a supplier-specific quantitative role check, not a Global allocation weight.
    - Evidence informing forecast-year allocation inputs; displayed values and growth are calculated: The company reports USD xx.xx of 2025 book-product revenue and principally serves book traders that secure printing contracts and outsource production. This is a supplier-specific quantitative role check, not a Global allocation weight.

65. Ministry of Education - NCERT and Amazon Letter of Engagement, October 7, 2024
    - Evidence informing base-year allocation inputs; displayed values and growth are calculated: The October xx.xx 2024 announcement targeted xx.xx NCERT books for academic 2025-xx.xx. This is a planned institutional activity anchor; realization, eligible receipts and subsequent growth are modeled separately.
    - Evidence informing forecast-year allocation inputs; displayed values and growth are calculated: The October xx.xx 2024 announcement targeted xx.xx NCERT books for academic 2025-xx.xx. This is a planned institutional activity anchor; realization, eligible receipts and subsequent growth are modeled separately.
66. Bangladesh e-GP - NCTB/TEXTBOOK/2025, Package GD.102_SEC_8.031
    - Evidence informing base-year allocation inputs; displayed values and growth are calculated: The government-funded procurement plan specifies xx.xx academic-2025 textbook copies and an estimated BDT xx.xx for printing, binding and supply. It constrains commercial order scale and local unit-budget plausibility, not realized annual revenue.
    - Evidence informing forecast-year allocation inputs; displayed values and growth are calculated: The government-funded procurement plan specifies xx.xx academic-2025 textbook copies and an estimated BDT xx.xx for printing, binding and supply. It constrains commercial order scale and local unit-budget plausibility, not realized annual revenue.
67. Students suffer as NCTB fails to deliver books - The Daily Star, January 17, 2025
    - Evidence informing base-year allocation inputs; displayed values and growth are calculated: The January xx.xx 2025 report corroborates the dated approximately xx.xx-copy textbook target and early-year delivery disruption. Target realization and supplier receipts remain modeled.
68. Secondary-level students: A new year without full set of books for many - The Daily Star, December 28, 2025
    - Evidence informing forecast-year allocation inputs; displayed values and growth are calculated: The December xx.xx 2025 report corroborates the approximately xx.xx-copy academic-2026 target and continued delivery slippage. It informs a normalization assumption, not an observed 2032 share.
69. Business Books - Print Professional, Custom Corporate Books | Blurb
    - Evidence informing base-year allocation inputs; displayed values and growth are calculated: The business-book offering includes organizational presentation and corporate-gift applications. It establishes an in-scope commissioning proposition, not the modeled global copy quantity or spending.
    - Evidence informing forecast-year allocation inputs; displayed values and growth are calculated: The business-book offering includes organizational presentation and corporate-gift applications. It establishes an in-scope commissioning proposition, not the modeled global copy quantity or spending.
70. How to Use Lulu to Support Your Nonprofit | Lulu
    - Evidence informing base-year allocation inputs; displayed values and growth are calculated: The platform permits an organization or charity to receive creator proceeds. This supports excluding beneficiary-only arrangements from nonprofit commissioning; it does not measure nonprofit printing purchases.
    - Evidence informing forecast-year allocation inputs; displayed values and growth are calculated: The platform permits an organization or charity to receive creator proceeds. This supports excluding beneficiary-only arrangements from nonprofit commissioning; it does not measure nonprofit printing purchases.

71. News Corp - Form 10-K for the fiscal year ended June 30, 2025
    - Evidence informing base-year allocation inputs; displayed values and growth are calculated: Fiscal 2025 consumer backlist revenue of xx.xx% and digital revenue of xx.xx% anchor the assumed physical-backlist bridge and its forecast starting model.
    - Evidence informing forecast-year allocation inputs; displayed values and growth are calculated: Fiscal 2025 consumer backlist revenue of xx.xx% and digital revenue of xx.xx% anchor the assumed physical-backlist bridge and its forecast starting model.
    - Evidence informing base-year allocation inputs; displayed values and growth are calculated: The disclosed backlist mix constrains recurring-title demand; its division into replenishment and POD remains modeled.
    - Evidence informing forecast-year allocation inputs; displayed values and growth are calculated: The disclosed backlist mix constrains recurring-title demand; its division into replenishment and POD remains modeled.
    - Evidence informing base-year allocation inputs; displayed values and growth are calculated: The complementary frontlist population supports the launch-stock cohort after physical-format adjustments.
    - Evidence informing forecast-year allocation inputs; displayed values and growth are calculated: The complementary frontlist population supports the launch-stock cohort after physical-format adjustments.
72. News Corp - Form 10-K for the fiscal year ended June 30, 2026
    - Evidence informing forecast-year allocation inputs; displayed values and growth are calculated: Fiscal 2026 backlist revenue of xx.xx% and digital revenue of xx.xx% lower the forecast physical-backlist proxy instead of assuming continued backlist expansion.
    - Evidence informing forecast-year allocation inputs; displayed values and growth are calculated: The updated catalog mix changes the forecast population available for repeat inventory releases.
    - Evidence informing forecast-year allocation inputs; displayed values and growth are calculated: The updated frontlist/backlist bridge changes the forecast planned-production weight; no 2032 share is disclosed.
73. How Do Lulu Direct Orders Work?
    - Evidence informing base-year allocation inputs; displayed values and growth are calculated: Lulu describes printing after customer purchase and distinguishes production from subsequent shipment, supporting recipient-order attribution rather than technology-based classification.
    - Evidence informing forecast-year allocation inputs; displayed values and growth are calculated: Lulu describes printing after customer purchase and distinguishes production from subsequent shipment, supporting recipient-order attribution rather than technology-based classification.
    - Evidence informing base-year allocation inputs; displayed values and growth are calculated: No minimum order and one-copy ordering establish commercial feasibility, not the number or value of single-copy releases.
    - Evidence informing forecast-year allocation inputs; displayed values and growth are calculated: No minimum order and one-copy ordering establish commercial feasibility, not the number or value of single-copy releases.
    - Evidence informing base-year allocation inputs; displayed values and growth are calculated: One POD offering accepts hundreds of copies, independently challenging a POD-equals-single-copy allocation.
    - Evidence informing forecast-year allocation inputs; displayed values and growth are calculated: One POD offering accepts hundreds of copies, independently challenging a POD-equals-single-copy allocation.
    - Evidence informing base-year allocation inputs; displayed values and growth are calculated: Orders can extend into thousands within the same offering; the production trigger therefore does not uniquely identify the working run band.
    - Evidence informing forecast-year allocation inputs; displayed values and growth are calculated: Orders can extend into thousands within the same offering; the production trigger therefore does not uniquely identify the working run band.

74. Supply Chain - Clays
    - Evidence informing base-year allocation inputs; displayed values and growth are calculated: Clays describes differentiated backlist arrangements and stock visibility, supporting a separate inventory-replenishment cohort without establishing its numerical prevalence.
    - Evidence informing forecast-year allocation inputs; displayed values and growth are calculated: Clays describes differentiated backlist arrangements and stock visibility, supporting a separate inventory-replenishment cohort without establishing its numerical prevalence.
    - Evidence informing base-year allocation inputs; displayed values and growth are calculated: New-title consolidation and predictable annual backlist demand support retaining planned inventory commitments; short-run printing is explicitly not necessarily POD.
    - Evidence informing forecast-year allocation inputs; displayed values and growth are calculated: New-title consolidation and predictable annual backlist demand support retaining planned inventory commitments; short-run printing is explicitly not necessarily POD.
    - Evidence informing base-year allocation inputs; displayed values and growth are calculated: Clays explicitly distinguishes short-run work from POD, supporting category separation rather than a technological proxy for value share.
    - Evidence informing forecast-year allocation inputs; displayed values and growth are calculated: Clays explicitly distinguishes short-run work from POD, supporting category separation rather than a technological proxy for value share.
75. Smart Backlist Management: When to Hold and When to Print-on-Demand
    - Evidence informing base-year allocation inputs; displayed values and growth are calculated: Sheridan describes low-volume titles moving to POD while other titles retain inventory, supporting differentiated release-policy assumptions rather than a uniform backlist-to-POD conversion.
    - Evidence informing forecast-year allocation inputs; displayed values and growth are calculated: Sheridan describes low-volume titles moving to POD while other titles retain inventory, supporting differentiated release-policy assumptions rather than a uniform backlist-to-POD conversion.
    - Evidence informing base-year allocation inputs; displayed values and growth are calculated: A disclosed customer example uses a stock threshold to trigger a 2,000-copy replenishment order. It establishes the commercial mechanism, not a market-wide share.
    - Evidence informing forecast-year allocation inputs; displayed values and growth are calculated: A disclosed customer example uses a stock threshold to trigger a 2,000-copy replenishment order. It establishes the commercial mechanism, not a market-wide share.

76. Shortage of NCERT textbooks - Rajya Sabha Unstarred Question No. 1941, December 17, 2025
    - Evidence informing base-year allocation inputs; displayed values and growth are calculated: Advance enrollment-based forecasting, academic-session readiness and a fiscal 2025-xx.xx plan for approximately xx.xx textbooks support a substantial calendar-driven stock cohort. The target is not realized production.
    - Evidence informing forecast-year allocation inputs; displayed values and growth are calculated: Advance enrollment-based forecasting, academic-session readiness and a fiscal 2025-xx.xx plan for approximately xx.xx textbooks support a substantial calendar-driven stock cohort. The target is not realized production.
    - Evidence informing base-year allocation inputs; displayed values and growth are calculated: Phased supply and inventory monitoring support distinguishing ongoing availability obligations from individual-recipient POD, without quantifying replenishment's global prevalence.
    - Evidence informing forecast-year allocation inputs; displayed values and growth are calculated: Phased supply and inventory monitoring support distinguishing ongoing availability obligations from individual-recipient POD, without quantifying replenishment's global prevalence.
    - Evidence informing base-year allocation inputs; displayed values and growth are calculated: The official answer distinguishes printer empanelment from approximately xx.xx distribution vendors and describes planned fiscal 2025-xx.xx printing of approximately xx.xx textbooks. It supports commissioning-versus-distribution separation, not a realized monetary channel split.
    - Evidence informing forecast-year allocation inputs; displayed values and growth are calculated: The official answer distinguishes printer empanelment from approximately xx.xx distribution vendors and describes planned fiscal 2025-xx.xx printing of approximately xx.xx textbooks. It supports commissioning-versus-distribution separation, not a realized monetary channel split.
    - Evidence informing base-year allocation inputs; displayed values and growth are calculated: Phased textbook supply supports treating annual institutional quantities separately from production batches; it does not disclose the medium-run allocation.
    - Evidence informing forecast-year allocation inputs; displayed values and growth are calculated: Phased textbook supply supports treating annual institutional quantities separately from production batches; it does not disclose the medium-run allocation.
    - Evidence informing base-year allocation inputs; displayed values and growth are calculated: The December xx.xx 2025 answer identifies a xx.xx-million-copy FY2025-xx.xx printing decision versus approximately xx.xx in recent years, a counterforce to assuming rapid long-run disappearance. Planned copies are not realized service revenue.
    - Evidence informing forecast-year allocation inputs; displayed values and growth are calculated: The December xx.xx 2025 answer identifies a xx.xx-million-copy FY2025-xx.xx printing decision versus approximately xx.xx in recent years, a counterforce to assuming rapid long-run disappearance. Planned copies are not realized service revenue.
77. Fulfillment Fee - Lulu Direct
    - Evidence informing base-year allocation inputs; displayed values and growth are calculated: The September 2026 schedule lists USD xx.xx per order regardless of item count, supporting an order-frequency effect on associated-service value. It does not verify the assumed historical or forecast multiplier.
    - Evidence informing forecast-year allocation inputs; displayed values and growth are calculated: The September 2026 schedule lists USD xx.xx per order regardless of item count, supporting an order-frequency effect on associated-service value. It does not verify the assumed historical or forecast multiplier.

78. InnerWorkings, Inc. - Form 10-K for the year ended December 31, 2019
    - Evidence informing base-year allocation inputs; displayed values and growth are calculated: The 2019 filing reports USD xx.xx gross profit on USD xx.xx revenue and describes purchased-product and direct-service costs. Historical reported margins constrain the modeled xx.xx% retained-fee ratio; they do not directly measure book-channel share.
    - Evidence informing forecast-year allocation inputs; displayed values and growth are calculated: The 2019 filing reports USD xx.xx gross profit on USD xx.xx revenue and describes purchased-product and direct-service costs. Historical reported margins constrain the modeled xx.xx% retained-fee ratio; they do not directly measure book-channel share.
    - Evidence informing base-year allocation inputs; displayed values and growth are calculated: The procurement-service margin comparison supports the fee-to-managed-spending bridge underlying the direct-channel complement. Carrying the normalized ratio into 2032 is explicitly a forecast assumption.
    - Evidence informing forecast-year allocation inputs; displayed values and growth are calculated: The procurement-service margin comparison supports the fee-to-managed-spending bridge underlying the direct-channel complement. Carrying the normalized ratio into 2032 is explicitly a forecast assumption.
79. Simplified Purchase Agreement - U.S. Government Publishing Office
    - Evidence informing base-year allocation inputs; displayed values and growth are calculated: SPA permits agency awards directly to certified vendors for purchases up to USD xx.xx while GPO pays vendors and invoices agencies. This supports classifying by the contracting relationship rather than the invoice payer, not a numerical global weight.
    - Evidence informing forecast-year allocation inputs; displayed values and growth are calculated: SPA permits agency awards directly to certified vendors for purchases up to USD xx.xx while GPO pays vendors and invoices agencies. This supports classifying by the contracting relationship rather than the invoice payer, not a numerical global weight.
80. Global Print Services | China, Europe, SE Asia, USA & India
    - Evidence informing base-year allocation inputs; displayed values and growth are calculated: Imago describes sourcing suppliers and coordinating multiple manufacturers for book-related projects. Its cumulative customer relationships establish the offered intermediary role but are not annual revenue or allocation weights.
    - Evidence informing forecast-year allocation inputs; displayed values and growth are calculated: Imago describes sourcing suppliers and coordinating multiple manufacturers for book-related projects. Its cumulative customer relationships establish the offered intermediary role but are not annual revenue or allocation weights.
81. Lion Rock Group Limited - Annual Report 2025
    - Evidence informing base-year allocation inputs; displayed values and growth are calculated: Own-business 2025 turnover changes of minus xx.xx% for APOL and minus xx.xx% for Regent challenge uniform intermediary growth; Regent's non-book focus limits its relevance. These observations support avoiding an additional adoption uplift.
    - Evidence informing forecast-year allocation inputs; displayed values and growth are calculated: Own-business 2025 turnover changes of minus xx.xx% for APOL and minus xx.xx% for Regent challenge uniform intermediary growth; Regent's non-book focus limits its relevance. These observations support avoiding an additional adoption uplift.
    - Evidence informing base-year allocation inputs; displayed values and growth are calculated: Manufacturing turnover changes of minus xx.xx% at xx.xx Printing and plus xx.xx% at Papercraft demonstrate differing supplier trajectories rather than a simple common channel-growth pattern; these are not direct-contracting market shares.
    - Evidence informing forecast-year allocation inputs; displayed values and growth are calculated: Manufacturing turnover changes of minus xx.xx% at xx.xx Printing and plus xx.xx% at Papercraft demonstrate differing supplier trajectories rather than a simple common channel-growth pattern; these are not direct-contracting market shares.

82. Imprint Digital - Book Printing Prices UK

- Evidence informing base-year allocation inputs; displayed values and growth are calculated: The inspected schedule quotes GBP xx.xx at xx.xx copies for one paperback specification, supporting a relative-price input, not a historical global realization.
- Evidence informing forecast-year allocation inputs; displayed values and growth are calculated: The inspected schedule quotes GBP xx.xx at xx.xx copies for one paperback specification, supporting a relative-price input, not a historical global realization.
- Evidence informing base-year allocation inputs; displayed values and growth are calculated: GBP xx.xx at xx.xx copies supplies the medium-run reference index; format and delivery differences require separate treatment.
- Evidence informing forecast-year allocation inputs; displayed values and growth are calculated: GBP xx.xx at xx.xx copies supplies the medium-run reference index; format and delivery differences require separate treatment.
- Evidence informing base-year allocation inputs; displayed values and growth are calculated: The quantity-price curve anchors the reference from which the long-run discount is assumed; no long-run price or future share is disclosed.
- Evidence informing forecast-year allocation inputs; displayed values and growth are calculated: The quantity-price curve anchors the reference from which the long-run discount is assumed; no long-run price or future share is disclosed.

83. Print Options

- Evidence informing base-year allocation inputs; displayed values and growth are calculated: KDP distinguishes black-and-white from color records and locks ink type after publication. These platform-specific conditions qualify switching assumptions, not market weights. ([kdp.amazon.com](https://kdp.amazon.com/en_US/help/topic/G201834180))
- Evidence informing forecast-year allocation inputs; displayed values and growth are calculated: KDP distinguishes black-and-white from color records and locks ink type after publication. These platform-specific conditions qualify switching assumptions, not market weights. ([kdp.amazon.com](https://kdp.amazon.com/en_US/help/topic/G201834180))
- Evidence informing base-year allocation inputs; displayed values and growth are calculated: The displayed platform menu does not establish designated spot-color availability or sales; a general color option is not used as evidence of spot-color demand. ([kdp.amazon.com](https://kdp.amazon.com/en_US/help/topic/G201834180))
- Evidence informing forecast-year allocation inputs; displayed values and growth are calculated: The displayed platform menu does not establish designated spot-color availability or sales; a general color option is not used as evidence of spot-color demand. ([kdp.amazon.com](https://kdp.amazon.com/en_US/help/topic/G201834180))
- Evidence informing base-year allocation inputs; displayed values and growth are calculated: Standard color is unavailable for hardcover, but premium color is available. Both process-color tiers belong within the modeled Full-Color Interiors category. ([kdp.amazon.com](https://kdp.amazon.com/en_US/help/topic/G201834180))
- Evidence informing forecast-year allocation inputs; displayed values and growth are calculated: Standard color is unavailable for hardcover, but premium color is available. Both process-color tiers belong within the modeled Full-Color Interiors category. ([kdp.amazon.com](https://kdp.amazon.com/en_US/help/topic/G201834180))

84. Synthèse des chiffres de l'édition jeunesse 2024-2025

- Evidence informing base-year allocation inputs; displayed values and growth are calculated: The primary French publishing survey reports a xx.xx% decline in illustrated early-childhood volumes and a xx.xx% decline in youth-fiction volumes in 2024. These differing outcomes challenge an aggressive universal color-growth assumption. ([sne.fr](https://www.sne.fr/actu/synthese-des-chiffres-de-ledition-jeunesse-2024-2025/))
- Evidence informing forecast-year allocation inputs; displayed values and growth are calculated: The primary French publishing survey reports a xx.xx% decline in illustrated early-childhood volumes and a xx.xx% decline in youth-fiction volumes in 2024. These differing outcomes challenge an aggressive universal color-growth assumption. ([sne.fr](https://www.sne.fr/actu/synthese-des-chiffres-de-ledition-jeunesse-2024-2025/))

21. Competitive Landscape

21.1. Market Share Analysis, 2025

Competitive positioning in Book Printing & Packaging Services depends on the purchasing barrier a supplier addresses. ▪▪▪▪▪▪ ▪▪▪▪▪▪▪ ▪▪▪▪▪▪▪ ▪▪▪▪▪▪ ▪▪▪▪▪▪▪ ▪▪▪▪▪▪▪▪ ▪▪▪▪▪▪ ▪▪▪▪▪▪▪▪▪▪ ▪▪▪▪ ▪▪▪▪▪▪▪▪▪▪ ▪▪▪▪▪▪▪▪▪▪▪▪▪ ▪▪▪ ▪▪▪▪▪▪▪▪▪▪▪▪▪ ▪▪▪▪▪▪▪▪▪▪▪▪ ▪▪▪▪▪▪▪▪▪▪▪▪▪ ▪▪▪▪▪ ▪▪▪▪ ▪▪▪▪▪▪ ▪ ▪▪▪▪ ▪▪▪▪▪▪▪▪▪▪▪▪▪ ▪▪▪▪▪▪▪▪ ▪▪▪▪▪▪▪▪▪▪▪▪▪▪▪▪▪▪▪▪▪▪▪▪▪ ▪▪▪▪▪ ▪▪▪ ▪▪▪▪▪▪▪▪ ▪▪▪▪▪▪▪▪ ▪▪▪ ▪▪▪▪▪▪▪▪▪▪▪▪ ▪▪▪▪▪▪ ▪▪▪▪▪▪▪▪▪▪▪▪▪ ▪▪▪▪▪▪▪▪▪▪ ▪▪▪▪▪▪▪▪▪ ▪▪▪▪▪▪ ▪▪▪▪▪▪▪▪▪▪▪▪ ▪▪▪ ▪▪▪▪▪▪▪▪ ▪▪▪▪▪▪▪▪▪▪ ▪ ▪▪▪▪▪▪▪▪▪▪ ▪▪▪▪▪▪▪▪ ▪▪ ▪▪▪▪▪▪▪▪ ▪▪ ▪▪▪▪▪▪▪▪ ▪ ▪▪▪▪▪▪▪ Publishers should select them when the missing capability is the applicable ordering route and confirm rights, format eligibility, and the governing agreement before committing.

Amazon, Lulu, and Blurb allocate customer access and retail responsibilities differently. KDP provides an Amazon-linked publishing route, with separate format, territory, and Expanded Distribution conditions. ▪▪▪▪▪▪ ▪▪▪▪▪▪▪ ▪▪▪▪▪▪▪▪▪▪ ▪▪▪▪▪▪▪▪ ▪ ▪▪▪▪▪▪▪▪▪▪ ▪▪▪ ▪▪▪▪▪▪▪▪ ▪▪▪▪▪▪▪▪▪▪▪ ▪▪▪ ▪▪▪▪▪▪▪▪▪▪▪▪▪▪▪▪ ▪▪▪▪▪▪▪▪▪▪▪▪ ▪▪▪ ▪▪▪▪▪ ▪▪▪▪▪▪▪▪▪▪ ▪▪▪▪▪▪▪▪ ▪▪▪▪▪▪▪▪▪▪▪▪▪▪▪▪▪▪ ▪▪▪▪▪▪▪▪▪▪ ▪▪▪▪▪▪▪▪▪▪▪▪ ▪▪▪ ▪▪▪▪▪▪▪▪▪ ▪▪▪▪▪▪▪▪ ▪▪▪ ▪▪▪▪▪▪▪ ▪▪ ▪▪▪▪▪▪▪▪▪▪ ▪▪▪ ▪▪▪▪▪▪▪ ▪▪▪▪▪▪▪ ▪▪▪▪▪▪▪▪▪▪ ▪▪ ▪▪ ▪▪▪▪▪▪▪ ▪▪▪▪▪▪▪▪▪▪▪ ▪▪▪▪▪▪▪▪▪▪▪▪▪ ▪▪▪▪▪▪▪▪▪ ▪▪▪ ▪ ▪▪▪▪▪▪▪▪▪▪▪▪▪▪▪ ▪▪▪▪▪▪▪ ▪▪▪▪▪▪▪▪▪▪ ▪▪▪▪ ▪▪ ▪▪▪▪▪ ▪▪▪▪▪▪▪▪ ▪▪▪▪▪▪▪▪▪▪▪ ▪▪ ▪▪▪▪▪▪▪▪▪ ▪▪▪ ▪▪ ▪▪▪▪▪▪▪▪▪▪ ▪▪▪▪▪▪▪

Local creator routes can provide alternatives where a particular international marketplace route is unsuitable. ▪▪▪▪▪▪ ▪▪▪▪▪▪▪▪▪▪ ▪▪▪▪▪▪▪▪▪▪▪▪ ▪▪▪▪▪▪▪▪▪▪▪▪ ▪▪▪▪▪▪▪▪ ▪▪▪▪▪▪▪▪▪▪▪▪ ▪▪▪ ▪▪▪▪▪▪▪▪▪▪▪▪ ▪▪▪▪▪▪▪ ▪▪▪▪▪▪▪▪▪▪▪▪▪▪▪ ▪▪ ▪▪▪▪▪▪▪▪ ▪▪▪▪▪▪▪▪ ▪▪▪▪▪▪▪▪ ▪▪▪▪▪▪ ▪▪▪▪▪ ▪▪▪▪▪▪▪▪ ▪▪▪▪ ▪▪▪▪▪▪▪▪▪▪▪▪▪▪▪▪▪▪▪ ▪▪▪▪▪▪▪▪▪ ▪▪▪▪▪ ▪▪▪▪▪▪▪▪▪▪ ▪▪▪▪▪▪▪▪▪ ▪▪ ▪▪▪ ▪▪▪▪▪▪▪▪▪ ▪▪▪▪▪ ▪▪▪▪▪▪▪▪▪▪ ▪▪▪ ▪▪▪▪▪▪▪▪▪ ▪▪▪▪▪▪▪▪▪▪▪▪ ▪▪ ▪▪▪▪▪▪▪▪▪ ▪▪▪▪▪▪▪▪▪▪▪▪ ▪▪ ▪▪▪▪▪▪▪▪ ▪▪▪▪▪▪▪▪▪ ▪▪▪▪▪▪▪▪▪▪▪▪▪▪▪ Authors should establish the actual book configuration, customer-service allocation, and selling route before transferring a title or customer promise.

▪▪▪▪▪▪▪▪▪▪▪▪▪ ▪▪▪▪▪▪▪▪▪ ▪▪▪▪ ▪ ▪▪▪▪▪▪▪▪▪ ▪▪▪▪▪▪▪▪▪▪▪▪▪ ▪▪▪▪▪ ▪▪▪▪▪▪▪ ▪▪▪▪▪▪▪▪ ▪▪▪▪ ▪▪▪ ▪▪▪▪ ▪▪▪▪▪▪ ▪▪ ▪▪▪▪▪▪ ▪▪▪▪▪ ▪▪▪▪▪▪▪▪ ▪▪▪▪▪ ▪▪▪▪▪▪▪▪▪▪▪▪ ▪▪▪▪▪▪▪▪▪ ▪▪▪▪▪ ▪▪▪ ▪▪▪▪▪▪▪▪▪ ▪▪▪ ▪▪▪▪▪▪▪▪▪▪▪▪▪▪▪ ▪▪▪▪▪▪▪▪▪ ▪▪▪▪▪▪▪▪▪▪▪▪▪ ▪ ▪▪▪▪▪▪▪▪▪▪ ▪▪▪▪▪▪▪▪▪▪ ▪▪▪▪▪▪▪▪ ▪▪▪▪▪▪▪ ▪▪▪▪▪ ▪▪▪▪▪▪▪▪▪ ▪▪▪▪▪▪▪ ▪▪▪▪▪▪▪▪▪▪▪▪▪▪ ▪▪▪▪▪▪▪▪▪▪ ▪▪▪▪▪▪▪▪ ▪▪▪▪▪▪▪ ▪▪▪▪▪▪▪ ▪▪▪▪▪▪▪▪ ▪▪▪ ▪▪▪▪▪▪▪▪▪▪ ▪▪▪▪▪▪▪▪▪▪▪▪▪ ▪▪▪▪▪▪▪▪▪ A prospective competitor must address the school's or district's provider-selection relationship; access to a family ordering interface is not access to the production contract. The notice does not establish completed performance or a subsequent renewal.

Institutional publication eligibility must also remain separate from production selection. ▪▪▪▪▪▪▪▪ ▪▪▪▪ ▪▪▪▪▪▪▪▪▪▪▪ ▪▪▪▪▪ ▪▪ ▪▪▪▪▪▪▪▪ ▪▪ ▪▪▪▪▪▪▪▪ ▪▪ ▪▪▪ ▪▪▪▪▪▪▪▪ ▪▪▪▪▪▪▪ ▪▪▪ ▪▪▪▪▪▪▪▪ ▪▪▪ ▪▪▪▪▪▪▪▪▪▪▪ ▪▪▪ ▪▪▪▪▪ ▪▪ ▪▪▪▪▪ ▪▪▪ ▪▪▪▪▪▪▪▪▪▪ ▪▪▪▪▪▪▪▪▪ ▪ ▪▪▪▪▪▪▪▪▪▪

[illegible] The defensible entry decision is to identify the actual commissioning party and qualification route before committing resources to an institutional account.

Figure 36. Global Book Printing & Packaging Services Market Share, by Key Player, 2025

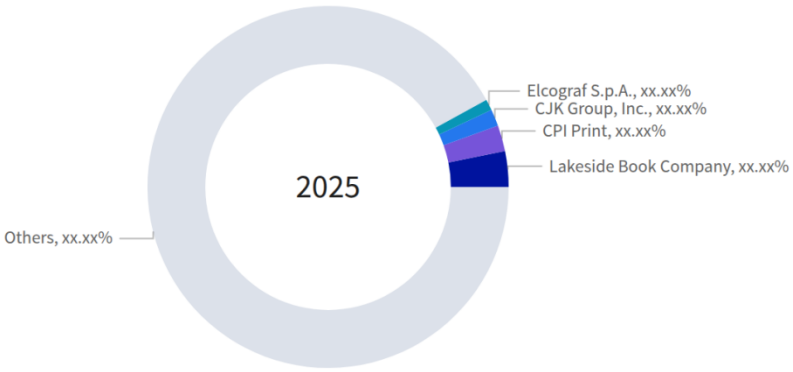

Table 747. Global Book Printing & Packaging Services Market Share, by Key Player, 2025

Key Player	Share (%)
Academy Press Plc	xx.xx
Bertelsmann	xx.xx
Caxton and CTP Publishers and Printers Limited	xx.xx
CJK Group, Inc.	xx.xx
CPI Print	xx.xx
e7 Group	xx.xx
Elcograf S.p.A.	xx.xx
FINIDR s.r.o.	xx.xx
Friesens Corporation	xx.xx
Hung Hing Printing Group Limited	xx.xx
Ingram Content Group	xx.xx
Jostens, Inc.	xx.xx
Kyodo Printing Co., Ltd.	xx.xx
Lakeside Book Company	xx.xx
Lion Rock Group Limited	xx.xx
Livonia Print	xx.xx
Novus Holdings	xx.xx
Replika Press Pvt. Ltd.	xx.xx
Repro India Limited	xx.xx
ScandBook	xx.xx
Walsworth	xx.xx
Others	xx.xx

Sources & Evidence

1. Sell Books On Shopify | Lulu
   · Lulu advertises Shopify-connected book printing and shipment, white-label fulfillment, and merchant retention of customer data. ([lulu.com](https://www.lulu.com/sell/sell-on-your-site/shopify))
2. Global Connect | Ingram Content Group
   · Global Connect combines local production partners and bookseller relationships with agreement-based, title-rights-specific market participation. This supports an ordering-access comparison, not guaranteed retailer selection. ([resources.ingramcontent.com](https://resources.ingramcontent.com/publishers/global-connect))
3. Sell Your Books Online in the Blurb Bookstore | Blurb
   · Blurb advertises printing, shipment, fulfillment, and customer service for sales through its Bookstore. These services do not establish demand for an individual book.
   ([photos.blurb.com](https://photos.blurb.com/sell-through-blurb))
4. Paperback and Hardcover Distribution Rights
   · KDP's distribution-rights guidance distinguishes territorial rights, supported marketplaces, and paperback versus hardcover availability. ([kdp.amazon.com](https://kdp.amazon.com/en_US/help/topic/G201834280))

5. Expanded Distribution

   · KDP Expanded Distribution applies separate eligibility conditions, excludes hardcovers, restricts previously submitted distribution ISBNs, and does not guarantee distributor acceptance or buyer orders. ([kdp.amazon.com](https://kdp.amazon.com/en_US/help/topic/GQTT4W3T5AYK7L45))

6. Realizar inscrição de fornecedores de livros ao PNLD

   · PNLD registration is directed to companies holding relevant copyrights and includes registration of the legal organization and proposed works. This supports separating publication-program eligibility from printer selection. ([gov.br](https://www.gov.br/pt-br/servicos/realizar-inscricao-de-fornecedores-de-livros-ao-pnld))

7. Notice of Intent to Award - RFP 2024-098, RCPS Yearbook Printing Services

   · Roanoke County's July xx.xx 2024 notice of intent for yearbook-printing services names Jostens Inc., Strawbridge Studios, Inc., and Walsworth Publishing Company, Inc. It is not proof of completed performance or exclusivity. ([roanokecountyva.gov](https://www.roanokecountyva.gov/DocumentCenter/View/xx.xx))

8. Libri print-on-demand | Libri GmbH

   · Libri describes demand-driven production by BoD and wholesale delivery to booksellers in Germany, Austria, and Switzerland; publisher notification to the German Books in Print List remains separate. ([libri.de](https://www.libri.de/en/for-publishers/libri-print-on-demand/))

9. UICLAP - Publique seu livro grátis!

   · UICLAP advertises physical-book publication, selling, production, and distribution through print-on-demand, supporting a distinct Brazilian creator-facing route. (uiclap.com)

10. Boek drukken in kleine of grote oplage? | Pumbo

    · Pumbo advertises book printing in multiple binding formats and related distribution services; these establish an advertised Dutch interface rather than equivalence with another platform's channel relationships. ([pumbo.nl](https://www.pumbo.nl/boek-drukken))

11. Working With Us - Varsity.com

    · Varsity Yearbook identifies itself as a Varsity Spirit division within the Varsity Brands family and advertises school-facing classroom resources and local support. ([varsity.com](https://www.varsity.com/yearbook/working-with-us/))

12. 2025 IN NUMBERS - FINIDR.com

    · Evidence informing base-year company-share estimates: The company reports calendar-2025 revenue of CZK xx.xx and annual book output of xx.xx copies, replacing the earlier rounded turnover-growth bridge.

    · Evidence informing base-year company-share estimates: The same annual revenue and output provide a current-year blended book-service realization comparator; they do not establish Livonia's own unit receipts or activity.

13. Czech National Bank - Central Bank Exchange Rates Fixing, Monthly Cumulative Averages, 2025

    · Evidence informing base-year company-share estimates: The official January-December 2025 cumulative average is CZK xx.xx per USD, used to translate annual reported revenue.

    · Evidence informing base-year company-share estimates: The official annual exchange rate converts the current-year comparable revenue-per-book input used in Livonia's modeled realization.

14. Company - High-quality book production - Livonia Print

    · Evidence informing base-year company-share estimates: Livonia reports completed orders for xx.xx publishers from xx.xx countries in 2024, supplying the customer-cohort anchor and supporting international rather than solely Latvian customer attribution.

15. Novus Holdings Limited and its subsidiaries - Annual Financial Statements for the year ended 31 March 2025

    · Evidence informing base-year company-share estimates: The audited fiscal-year revenue note reports ZAR xx.xx external Print revenue and separately identifies educational publishing products, distribution, packaging, waste and other receipts.

    · Evidence informing base-year company-share estimates: The financial statement supplies an external-revenue starting point, not a directly observed calendar-2025 eligible book-services numerator.

16. Novus Holdings - Annual Financial Results Presentation for year ended 31 March 2025
    - Evidence informing base-year company-share estimates: The fiscal-2025 presentation states that Books comprise xx.xx% of Print revenue, separately from Retail and Print Media; this supplies the book-product allocation anchor.
17. Novus Holdings - Unaudited Consolidated Interim Financial Statements for the six months ended 30 September 2025
    - Evidence informing base-year company-share estimates: The interim revenue note reports April-September printing receipts of ZAR xx.xx in 2025 and ZAR xx.xx in 2024.
    - Evidence informing base-year company-share estimates: The statement identifies seasonal revenue recognition and increased DBE-contract recognition, qualifying simple annualization or a mixed-segment growth uplift.
18. Print Products & Services - Novus Holdings
    - Evidence informing base-year company-share estimates: The Books & Directories commercial category includes books alongside diaries, brochures, annual reports and telephone directories, supporting a narrower eligibility adjustment rather than treating every category receipt as eligible.
19. Federal Reserve Board - Foreign Exchange Rates, G.5A Annual, January 5, 2026
    - Evidence informing base-year company-share estimates: The official 2025 average exchange rate is ZAR xx.xx per USD, used to convert the scope-adjusted printing numerator.
    - Evidence informing base-year company-share estimates: The official 2025 annual average HKD xx.xx per USD converts the scope-adjusted printing numerator.
    - Evidence informing base-year company-share estimates: The official 2025 annual average INR xx.xx per USD converts the calendar-year eligible-receipt estimate.
    - Evidence informing base-year company-share estimates: The official 2025 annual average SEK xx.xx per USD converts audited annual consolidated net sales.
    - Evidence informing base-year company-share estimates: Supplies the 2025 annual-average conversion of ZAR xx.xx per USD used for the modeled Caxton numerator.
    - Evidence informing base-year company-share estimates: Supplies the 2025 annual-average conversion of JPY xx.xx per USD used for the modeled Kyodo numerator.
20. Lakeside Book Company - 2024 Sustainability Report
    - Evidence informing base-year company-share estimates: The 2024 company report states annual production above xx.xx books, xx.xx employees and xx.xx manufacturing and xx.xx fulfillment facilities; these constrain the volume-based model, not directly observed 2025 revenue.
    - Evidence informing base-year company-share estimates: The report includes Marquis and Phoenix Color within the operating representation, informing group-level deduplication.
    - Evidence informing base-year company-share estimates: The reported xx.xx-million-book and xx.xx-employee relationship supplies the explicitly approximate commercial activity-per-employee comparator used for Worzalla.
21. KnowledgeWorks Global Ltd. - Corporate repost of Sheridan annual production statement
    - Evidence informing base-year company-share estimates: A historical corporate post reports more than xx.xx books and publications across Sheridan; the mixed scope requires a modeled book-only adjustment and is not a 2025 observation.
22. CJK Group Acquires Worzalla; Adding to its Sheridan Family of Print Facilities
    - Evidence informing base-year company-share estimates: The September 2023 announcement records Worzalla's acquisition into Sheridan and approximately xx.xx employees, supporting the separately modeled acquired book-operation contribution.
23. Arlington County - Rider Contract 21-LIB-R-142, Library Materials, including Ingram MALiA proposal
    - Evidence informing base-year company-share estimates: The retained Ingram proposal states average Lightning Source production of three million books monthly, providing a dated annualized xx.xx-million-copy anchor rather than current realized revenue.

24. IngramSpark - All Markets Products and Pricing
    - Evidence informing base-year company-share estimates: The inspected schedule provides color-production price examples and publisher-direct handling charges used as commercial realization comparators; historical applicability and contract discounts remain assumptions.
25. A Virtual Tour of Our World-Class Printing Facilities - FriesenPress
    - Evidence informing base-year company-share estimates: The July 2024 company-group article reports approximately xx.xx books printed annually, constraining the working production quantity.
26. Friesens - Spring 2025 Newsletter, Book Division Update
    - Evidence informing base-year company-share estimates: The Spring 2025 Book Division update reports fourth-quarter sales growth of xx.xx% and projected first-quarter 2025 growth of xx.xx%; these are not interpreted as completed annual copy growth.
27. A new Group Chief Executive at CPI
    - Evidence informing base-year company-share estimates: The February xx.xx 2023 company announcement reports more than xx.xx books produced annually across xx.xx factories, supplying the historical group production anchor.
28. About - Clays
    - Evidence informing base-year company-share estimates: Clays reports approximately xx.xx books printed annually, supplying the principal book-specific quantity proxy within the Elcograf estimate.
29. Elcograf - News and transaction history
    - Evidence informing base-year company-share estimates: Elcograf's transaction history records its April xx.xx 2018 Clays acquisition, supporting inclusion of Clays within the captured group representation.
30. Elcograf - Products
    - Evidence informing base-year company-share estimates: The company distinguishes monochrome and illustrated books from periodicals and catalogs; its annual figure exceeding xx.xx copies is explicitly periodical activity, not observed book output.
31. Bertelsmann - Facts und Figures, Geschäftsbericht 2025
    - Evidence informing base-year company-share estimates: The fiscal-2025 corporate facts page reports annual production exceeding xx.xx books, constraining the gross book-service activity model before captive-production exclusions.
32. Bertelsmann - Annual Report 2025
    - Evidence informing base-year company-share estimates: The report discloses EUR xx.xx Marketing Services divisional revenue and EUR xx.xx consolidated customer revenue; their difference constrains the modeled internal-activity deduction, not book-only revenue.
33. Federal Reserve - Foreign Exchange Rates, G.5A, January 5, 2026
    - Evidence informing base-year company-share estimates: The official 2025 average exchange rate is USD xx.xx per EUR, used to convert the modeled book-related internal-activity exclusion.
    - Evidence informing base-year company-share estimates: The official 2025 average exchange rate is HKD xx.xx per USD, used to convert the scope-adjusted segment numerator.
34. Hung Hing Printing Group Limited - Annual Report 2025
    - Evidence informing base-year company-share estimates: The mandatory 2025 report discloses HKD xx.xx external Book and Package Printing revenue and separates other segments and internal sales.
    - Evidence informing base-year company-share estimates: Its paper-toy customer reference demonstrates that the mixed segment is broader than book services, requiring the explicit modeled eligibility adjustment.
35. Lion Rock Group Limited - Annual Report 2025
    - Evidence informing base-year company-share estimates: Audited calendar-2025 external printing income of HKD xx.xx supplies the financial starting point; publishing income is separately excluded.
    - Evidence informing base-year company-share estimates: The subsidiary note establishes Asia Pacific Offset within the consolidated perimeter; the report distinguishes manufacturing and print-services-management activities.
    - Evidence informing base-year company-share estimates: The final eligible numerator requires modeled book-scope and intermediary-pass-through adjustments.

36. Repro India Limited - Annual Report 2024-25
- Evidence informing base-year company-share estimates: The issuer's audited FY2024-xx.xx standalone note reports INR xx.xx lakh operating revenue, INR xx.xx lakh product/service revenue excluding scrap, and INR xx.xx lakh outsourcing charges.
- Evidence informing base-year company-share estimates: These financial lines support the modeled eligible-retention ratio; consolidated book resale is not adopted as the numerator.

37. Repro India Limited - Unaudited Financial Results for the Quarter and Nine Months Ended December 31, 2025
- Evidence informing base-year company-share estimates: The issuer-signed standalone results report INR xx.xx lakh operating revenue for April-December 2025 and INR xx.xx lakh for April-December 2024.
- Evidence informing base-year company-share estimates: Together with the audited fiscal-year observation, these inputs derive INR xx.xx lakh calendar-2025 operating revenue before eligibility adjustments.

38. Replika Press: Export Company of the Year - PrintWeek Awards 2024
- Evidence informing base-year company-share estimates: The September xx.xx 2024 company announcement reports annual production of xx.xx books.
- Evidence informing base-year company-share estimates: This is the historical activity anchor, not an observed 2025 revenue or market-share percentage.

39. Company Profile | Replika Press Pvt. Ltd.
- Evidence informing base-year company-share estimates: The commercial profile identifies monochrome and multicolor hardcover/softcover production and domestic/international publisher customers, supporting the modeled copy-receipt basket.
- Evidence informing base-year company-share estimates: Its separate packaging and commercial-print offerings are not automatically added to eligible book receipts.

40. ScandBook Holding AB - Årsredovisning 2025
- Evidence informing base-year company-share estimates: Audited 2025 consolidated net sales of SEK xx.xx supply the numerator before USD conversion.
- Evidence informing base-year company-share estimates: The annual report includes two months of the acquired Danish operations, preventing an unsupported full-year pro-forma addition.

41. Jim Mead - Walsworth
- Evidence informing base-year company-share estimates: The leadership account supplies the more-than-xx.xx-May-yearbook activity reference and an approximate historical mixed-enterprise scale comparison.
- Evidence informing base-year company-share estimates: These observations constrain, but do not directly establish, the modeled 2025 book-service cohorts.

42. Our History - Walsworth
- Evidence informing base-year company-share estimates: The company history distinguishes yearbook and book production from magazine and catalog expansion, supporting explicit nonbook exclusions in the cohort model.

43. Andy Billett - Walsworth
- Evidence informing base-year company-share estimates: The operating account identifies Documation's January xx.xx 2025 acquisition and integration as Walsworth - Eau Claire.
- Evidence informing base-year company-share estimates: It supports including the acquired POD perimeter for 2025, but does not observe the assumed one-million-copy cohort or its revenue.

44. e7 Group FY 2025 Results - Earnings Presentation
- Evidence informing base-year company-share estimates: Reports 2025 Printing and Education Solutions revenue of AED xx.xx and Logistics Solutions revenue of AED xx.xx, providing the business-line anchors for the modeled book-services numerator.

45. Printing Solutions and On-Demand Services in the UAE | e7 Printing
- Evidence informing base-year company-share estimates: Establishes textbooks, printing, binding, finishing and production-linked warehousing and shipment as commercial offerings; supports inclusion premises but does not disclose book-specific sales proportions.

46. Caxton and CTP Publishers and Printers Limited - Integrated Annual Report 2025
    - Evidence informing base-year company-share estimates: Reports fiscal-2025 Publishing, Printing and Distribution revenue of ZAR xx.xx and distinguishes book-and-magazine printing from newspaper, commercial-printing and unrelated packaging activities.
47. Caxton and CTP - Interim Results for the Six Months Ended 31 December 2025
    - Evidence informing base-year company-share estimates: States that expected education-market demand did not materialize in the six months ended December 2025 and describes a further curriculum delay, qualifying the assumed calendar bridge and excluding an automatic demand uplift.
48. Academy Press Plc - Audited Consolidated and Separate Financial Statements for the Year Ended 31 March 2025
    - Evidence informing base-year company-share estimates: Reports audited March-2025 group revenue of NGN xx.xx and Books revenue of NGN xx.xx; supplies the fiscal anchor and the product-classification comparison challenged by the interim filing.
49. Academy Press Plc - Third-Quarter Financial Statements Ended 31 December 2025
    - Evidence informing base-year company-share estimates: Reports nine-month December-2025 revenue of NGN xx.xx comparative revenue of NGN xx.xx and separately identified Books revenue of NGN xx.xx; supports the calendar bridge and contemporaneous product-mix estimate.
    - Evidence informing base-year company-share estimates: Separately identifies substantial Security revenue, exposing an unresolved classification difference from the audited annual Books category.
50. Kyodo Printing - Financial Results Presentation for the Fiscal Year Ended March 31, 2025
    - Evidence informing base-year company-share estimates: Reports Information Communication revenue of JPY xx.xx for the year ended March xx.xx 2025 and identifies books, periodicals, general commercial printing and electronic content within the broader reporting boundary.
51. Kyodo Printing - Financial Results Presentation for the Nine Months Ended December 31, 2025
    - Evidence informing base-year company-share estimates: Reports April-December 2025 Information Communication sales of JPY xx.xx versus JPY xx.xx in the comparative period, enabling the calendar-2025 segment calculation.
    - Evidence informing base-year company-share estimates: Distinguishes publishing-printing, content-related and general commercial businesses; those categories require a modeled physical-book attribution rather than inclusion of all segment receipts.
52. 2025 Convention Program - Jostens Advertisement
    - Evidence informing base-year company-share estimates: The Jostens advertisement states production above five million yearbooks annually; used as a company-reported activity floor, not an audited calendar-2025 shipment total.
53. High School & College Yearbooks | Jostens
    - Evidence informing base-year company-share estimates: Jostens states that it prints millions of yearbooks annually, independently confirming continuing commercial production while supplying no exact annual revenue or shipment count.
54. Visant Holding Corp. - Form 10-K for the Fiscal Year Ended January 3, 2015
    - Evidence informing base-year company-share estimates: Reports fiscal-2014 Memory Book sales of USD xx.xx, providing a historical company-specific scale comparison rather than a current revenue observation or growth rate.

21.2. Market Concentration Analysis, 2025

Competitive control is exercised through customer relationships, ordering interfaces, service coordination, and ownership, rather than through one undifferentiated pool of printing capability. ■■■■■■■■■■■ ■■■■■■ ■■■■■■ ■■■ ■■■■ ■■■■■■■■■■■■■ ■■■■■■■■■■ ■■■■■■ ■■■ ■■■■■■ ■■■■■ ■■■■■■■■■ ■■■■■■■■ ■■■■■■■■■ ■■■■■■■■ ■■■■■■■■ ■■■■■■■■■■ ■■■■■■■■■■■■■ ■■■■ ■■■■■ ■■■■■■■■ ■■ ■■■■■■■■■ ■■■■ ■■■■■■■■ ■■■■ ■ ■■■■■ ■■■■■■ Purchasing decisions should therefore identify both the accountable operating company and the wider exposure

relevant to continuity; a parent-level portfolio does not establish a guarantee or uniform capability across facilities.

Several retained identities overlap economically. [redacted] The post-merger contracting representation requires confirmation before relying on a different name as a separate continuity safeguard.

Cooperation can also connect businesses that otherwise compete for direct accounts. CPI Print's Global Print Solutions page names Sheridan, BR Print, Publishers Graphics, Replika Press, and Markono as production partners. [redacted]

Specialists constrain the assumption that one integrated supplier must control the whole commission. [redacted] Their bargaining value depends on actual project acceptance and the buyer's ability to allocate complete-order accountability; the existence of a specialist does not prove immediate substitutability.

[redacted] Similarly, Matsis Matbaa Sistemleri and Matsaş must remain separate captured identities unless a business record establishes their relationship. For supplier diversification, the decisive information is common ownership, common production dependence, and the contracting entity's accepted obligations, rather than the number of brands appearing in a proposal.

Sources & Evidence

1. Global Print Services | China, Europe, SE Asia, USA & India
   - Imago advertises supplier access, local production representation, and coordination of book-related projects across manufacturers, supporting a management role distinct from owning every facility. ([imagogroup.com](https://imagogroup.com/global-print-services/))

2. Celebrating Opposites with Fedrigoni 365 - Bespoke Luxury Packaging
   · Showcase Creative's Fedrigoni publication account separately credits printing, its own slipcases, and binding by Diamond Print Services. This documents modular supplier roles, not an accepted new commission. ([showcasecreative.com](https://showcasecreative.com/blog/celebrating-opposites-with-fedrigoni-xx.xx))
3. Print Finishing for B2B Print | Bubu
   · Bubu's B2B offering expressly accepts customer-supplied printed work for bookbinding and finishing. This supports a separately commissioned specialist alternative. ([bubu.ch](https://www.bubu.ch/en/solutions/b2b-print/))
4. Bertelsmann Marketing Services
   · Bertelsmann identifies Marketing Services as wholly owned and includes German book-printing operations and the U.S. Book Printing Group within that division. ([bertelsmann.com](https://www.bertelsmann.com/en/divisions/bertelsmann-marketing-services/))
5. Privacy Policy - Clays
   · Clays' business privacy disclosure identifies its relationship with Elcograf S.p.A., supporting distinction between the operating supplier and its wider group rather than an inferred group guarantee. ([clays.co.uk](https://www.clays.co.uk/about/additional-information/privacy-policy/))
6. Lion Rock Group Limited - Retirement of Directors, Appointment of Executive Director and Change of Authorised Representative
   · Lion Rock's December xx.xx 2025 mandatory announcement expressly identifies Asia Pacific Offset Limited as a subsidiary, supporting an economic-overlap conclusion. ([lionrock.hk](https://www.lionrock.hk/pdf/investor/xx.xx/EW_Director_retirement_and_appointment_31.xx.xx.pdf))
7. About Prodigi | FAQ
   · Prodigi identifies Peecho as an acquired business and describes a hybrid fulfillment model combining internal production and external manufacturing partners. ([prodigi.com](https://www.prodigi.com/faq/about-prodigi/))
8. Notice of a merger of a company - Tallinna Raamatutrükikoja Osaühing
   · The official Estonian notice names Tallinna Raamatutrükikoja Osaühing, Aktsiaselts Printon, and Arnego OÜ as participants in a merger. It does not settle the proposed customer's current contracting representation. ([ametlikudteadaanded.ee](https://www.ametlikudteadaanded.ee/eng/teadaanne?amp%3Bcaptcha=&pdf=xx.xx&teated_id=xx.xx))
9. Global Print Solutions | Services | CPI Print UK
   · CPI UK describes coordinated international ordering and names Sheridan, BR Print, Publishers Graphics, Replika Press, and Markono among its production partners. Partnership does not establish ownership or exact legal-name equivalence. ([cpi-print.co.uk](https://www.cpi-print.co.uk/services/global-print-solutions/))
10. Over 100 years of book manufacturing experience
    · BindTech identifies its Grand Rapids hardcover-binding operation as formerly Dekker Bookbinding, establishing an operating-name relationship rather than independence of the legacy name. ([bindtechinc.com](https://www.bindtechinc.com/who-we-are/))
11. Kitaplar - Matsis Matbaa Sistemleri
    · A separately presented Matsis book portfolio is insufficient to establish shared entity status or backing with Matsaş. ([matsisprint.com](https://matsisprint.com/tr/kitaplar/))
12. Dergi - Kitap Baskıları - Matsaş
    · Matsaş' independently presented commercial identity does not resolve its relationship with Matsis. ([matsas.com.tr](https://www.matsas.com.tr/hizmetler/dergi-kitap-baskilari-ofset))

21.3. Recent Developments & Impact Analysis, 2025

[redacted]

■■■■■■ ■■■■■ ■■ ■■■■ ■■■■■ ■■■ ■■■■ ■■ ■■■■■■■■■■ ■■■■■■■■■■■ ■■■■■■■■■■ ■■■■ ■■■■ ■■■ ■■■■■■■■ ■■■■ ■■■■■■■■ ■■■■ ■■■■■ ■■■■■■■■ ■■■■■ ■■■■■■■■ ■■■■■■ ■ ■■■■ ■■■■ ■■■■■■■■■■■ ■■■ ■■■■■■■■ ■■■■■■■■■ ■■■■■■■■■■■ ■■ ■■■■■■■■ ■■■■■■■■■■ ■■■■■■■■■ ■■■■■■ ■■■■ ■■■■■■■■ ■■ ■■■■■■■■■■■ ■■■■■■■■■■ ■■■■■ ■■■■ ■■■■ ■■■ ■■■ ■■■■■ ■■■■■■ A printing-services framework agreement was entered into at completion. Publishers should confirm the operating seller and continuing service relationships, rather than interpret the transfer alone as a new loss of ownership diversification.

ScandBook's November xx.xx 2025 interim report separately confirms completion of the Nörhaven Book acquisition on October xx.xx 2025. Buyers considering both operations should recognize their common group ownership while checking the particular format, destination, and delivery undertaking. ■■■■■■■■■ ■■■■■■■■■■■ ■■■■ ■■■ ■■■■■■■■■ ■■■■■■■■■■■■■■■ ■■■■■■■■■ ■■■■■■■■ ■■■■■■■■■■■■ ■■ ■ ■■■■■ ■■■■■■■■■■

Graphius Group completed its acquisition of NPN Printers in Breda on January xx.xx 2025, according to its January xx.xx announcement. ■■■ ■■■■■■■■■■ ■■■■■■ ■■ ■■ ■■■■■■■■■■ ■■■■■ ■■■■■■■■■■ ■■■■■■■■■■■■ ■■■■■■ ■■■ ■■■■■■ ■■■ ■■■■■ ■■ ■ ■■■■■■■■■ ■■■■■■■■ ■■■■■■■■■ ■■■■■■■■■■■■ ■■■■■■ ■■■ ■■■■■■■■ ■■■■ ■■■■■■■■■■■■ ■■■■■■■■ ■■■■■■ ■■■■■■■■■■■■■■■■■ ■■■■■■■■ ■■■ ■■■■■■ ■■■■■■■■■■ ■■■ ■■■■■■ ■■■■■■■■ ■■■■ ■■■■■■■ ■■■■■■■ ■■■■■■■■■■ ■■■ ■■■■■■■■■■ ■■■■■■■■■■■■ A group proposal may simplify coordination while leaving the buyer exposed to a common owner across apparently different brands.

■■■■■■■■■ ■■■■ ■■■ ■■■■ ■■■■■■■■■■■■ ■■■■■■■ ■■■■ ■■■■■■■■ ■■■■■■■■ ■■■ ■■ ■■■ ■■■■■■■ ■■■■■ ■■■■■■■■■ ■■■ ■■■■ ■■■■■■■■ ■■■■■■■■■■■■■ ■■■ ■■■■■ ■■■■■■■■■■ ■■■■■ ■■■■■■■■■ ■■■■ ■■■■■■■■ ■■■■■■■■■■ ■■■■■ ■■■■■ ■ ■■■■■■■ ■■■■■■■■■ ■■■■ ■■■ ■■■■■■■■■■ ■■■■■■■■■ ■■■■■ ■■■■■■■ ■■■■■■■■■■■■■■ Music publishers gain a group-connected specialist route to evaluate, not evidence that every District Photo operation can deliver the same score-and-parts commission. The complete legal ownership chain, parent recourse, and project-specific undertaking remain unresolved; deadline-sensitive work should continue to rely on the named seller's accepted obligations.

Production-transfer announcements can change the expected receiving facility without demonstrating disappearance of a service. HF Group, LLC's March xx.xx 2026 notice announced the transfer of North Carolina library-binding work to Indiana following division sales. ■■■■ ■■■■■■■ ■■■■■■■ ■■ ■■■■ ■■■■■■■■■■■ ■■■■■■■■■ ■■■■■■ ■■■■ ■■■■■■■■■■ ■■■ ■■■■■■■■■ ■■■■ ■■■■■■ ■■■■■■■■ ■■■ ■■■■■ ■■■■■ ■■■ ■■■■■■ ■■■■■■■■■■■■■■ ■■■■■■■■ ■■■■■■ ■■■■ ■■■■■■■■ ■■■■■■■■■■■■■ ■■■■■■ ■■■■■■■■ ■■■ ■■■■■■■■■ ■■■■■■■■■■ ■■■■■■■■■■ ■■■■ ■■■■■■■■■■■■■■ ■■■ ■■■■■■■■ ■■■■■■■■ ■■■■■■ ■■■■■■■■ ■■■ ■■■■■■■■■ ■■■■■■■■■■■ ■■ ■■■■■■■■■■■■ ■■■ ■■■■■■■■ ■■■■■■■■■■■ ■■■■■■■■ ■■■■■■■■■■■■ ■■■■■■■■■■■ ■■■■■ ■■■■■■■■ ■■■■■■■■■■ ■■■■■■■■■■ ■■■■■■■■■■■■

Sources & Evidence

1. Halstan - Music | Print | Publishing

   · Halstan's published service description advertises sheet-music printing, orchestral works, scores with parts, hire-library material, and binding. These are advertised specialist services, not evidence of identical capability throughout the wider group. ([halstan.co.uk](https://www.halstan.co.uk/))

2. Halstan Becomes Part of the Harrier Group
   · Halstan's June xx.xx 2026 announcement states that Harrier acquired its UK and German print interests and announces continuity of its team, customer relationships, and operations. It names the District Photo Harrier Group without specifying the complete legal ownership chain or parent guarantees. ([halstan.co.uk](https://www.halstan.co.uk/halstan-becomes-part-of-the-harrier-group/))
3. High-quality printing from Die Keure continues at INNI group
   · INNI group's October xx.xx 2025 announcement describes taking over production and personnel from sister company Die Keure after closure of its Bruges printing house. The announcement does not establish every former customer's continuing configuration or contractual commitment. ([innigroup.com](https://www.innigroup.com/en/blog/high-quality-printing-die-keure-inni-group))
4. Lion Rock and Left Field - Joint Announcement of the OPUS Acquisition and Disposal, June 25, 2026
   · The June xx.xx 2026 joint announcement establishes that the OPUS target was already held through Left Field, itself a Lion Rock subsidiary, before the proposed transfer. This was not an acquisition from an independently controlled supplier. ([leftfieldprinting.com](https://www.leftfieldprinting.com/pdf/investor/xx.xx/e1127_%xx.xx%xx.xx.pdf))
5. Joint Announcement - Completion of the OPUS Transaction
   · The completion announcement confirms that the transaction completed September xx.xx 2026, OPUS Book Printing Group Holdings Pty Ltd became wholly owned by Lion Rock, and a printing-services framework agreement was entered into at completion. ([lionrock.hk](https://www.lionrock.hk/pdf/investor/xx.xx/xx.xx.pdf))
6. ScandBook Holding AB - Delårsrapport tredje kvartalet 2025
   · ScandBook's November xx.xx 2025 interim report states that the Nörhaven Book transaction completed in Viborg on October xx.xx 2025. ([mb.cision.com](https://mb.cision.com/Main/xx.xx/xx.xx/xx.xx.pdf))
7. Acquisition NPN Printers | Graphius
   · Graphius' January xx.xx 2025 announcement confirms completion of its NPN Printers acquisition in Breda on January xx.xx 2025. ([graphius.com](https://www.graphius.com/en/news/acquisition-npn-printers-xx.xx))
8. North Carolina Library Bindery Services Move to Indiana | HF Group
   · HF Group's March xx.xx 2026 customer notice announces that library-binding work will transfer from Greensboro to North Manchester, Indiana, following division sales. It does not establish completion of each customer's replacement arrangement. ([hfgroup.com](https://hfgroup.com/2026/xx.xx/xx.xx/north-carolina-library-bindery-services-move-to-indiana/))

21.4. Product Portfolio Analysis, 2025

Integrated production, specialist subcontracting, and production-linked selling address different purchasing requirements. Lakeside Book Company explicitly combines book manufacture with packaging, assembly, and kitting. ■■■ ■■■■■■ ■■■■ ■■■■■■■■ ■■■■■■■■ ■■■■■■■■ ■■ ■■■■■■■■■ ■■■■■■■■■ ■■■■■■■■■ ■■■■■■■■ ■■■■■■ ■■■■■■■■■■ ■■■■■■■■ ■■■ ■■■■■■■■■■■■ ■■■■■■■ ■■■■■■■ ■■■■■■ ■■■■■■■■ ■■■■■■■■■■ ■■■■■■■■■ ■■■■■■■■■■ ■■■■■■■■ ■■■■■■■■ ■■■■■■■■■■■■ ■■■ ■■■■■■■■■■■■ ■■■■■■■ ■■■■ ■■■■■ ■■■■■■■■■■ ■■■■■■ ■■■ ■■■■■■■■ ■■■■■■■■■■■■ ■■■ ■■■■■■■■■■■ ■■■■■■■■■■■■ ■■■ ■ ■■■■■ ■■■■■■■■■■ ■■ ■■■ ■ ■■■■■■■■■■ ■■■■ ■■■■■ ■■■■■■■ ■■■■ ■■ ■■■■■■■■ ■■■■■■■■ ■■ ■■■ ■■■■■■■■ ■■■■■■■■■■ ■■■ ■■■■■■ ■■■■■■ ■■■■■■■ ■■ ■■■■■■■■ ■■■■■■■■■■■■■■ ■■■■■■■■■■■ ■■■■■■■ ■■■■■■■■■■■ ■■■■■■■■■■■■ ■■■■■■■■■■ ■■■■■■ ■■■■ ■■■■■■■ ■■■■■■■■■■ ■■■■■■■ ■■■■■■

Preparation ownership separates otherwise similar manufacturing propositions. Friesens Corporation directs completed-file history projects to its Trade Book Division and projects needing editing, design, or distribution assistance to FriesenPress. ■■■■■■■■ ■■■■■■■■ ■■■ ■■■■■■■■■■■■ ■■■■■■■■ ■■■■ ■■■■■■■■ ■■■■■■ ■■■■■■■■■■ ■■■■■■ ■ ■■■■■■■ ■■■■■■■ ■■■ ■■■■■■ ■■■■■■■■■■■ ■■■■■■■■■■■ ■■■ ■■■ ■■■■ ■■■■■■■■■■ ■ ■■■■■■■■■■■ ■■■■■■■■ ■■■■■■■■■ ■■■■■■■■■■ ■■■■■■■ ■■■■■■■■ ■■■■■■■■■■■ ■■■■■■ ■■ ■■■■■■■■■■■■ ■■ ■■■■■■■■■■■ ■■■■■■■

[illegible] Their overlap gives publishers alternatives to investigate for multicomponent projects; it does not establish interchangeable component coverage, identical compliance responsibility, or acceptance of the same complete package. Artron Art Group instead provides an art-publication and cultural-project comparison, where commissioned production differs from a creator-facing bookstore interface.

[illegible] RR Donnelley's inspected Asia portfolio includes publishing production and fulfillment. A publisher should compare the named service providers, destination commitments, and handoff accountability; these offerings do not establish the same distribution relationship or one interchangeable regional contract.

[illegible] Publishers with an established distributor can preserve that relationship while comparing the required production and delivery undertaking. A supplier's broader commercial-printing or packaging activity should not automatically be included in the book commission.

Baltic alternatives illustrate why export support and local manufacturing must be distinguished. Jelgavas tipogrāfija advertises book production and European delivery. [illegible]

▪▪▪▪▪▪▪▪▪▪▪▪▪▪▪ ▪▪▪▪▪▪▪▪▪▪▪▪▪ ▪▪▪ ▪▪▪▪ ▪▪▪▪▪▪▪▪▪▪▪ ▪▪▪▪ ▪▪▪▪▪ ▪▪▪▪▪▪▪▪▪ ▪▪▪▪▪▪▪▪ ▪▪▪ ▪▪▪▪ ▪▪▪▪▪▪▪▪▪▪ ▪▪▪▪▪▪▪▪▪▪▪▪ ▪▪ ▪▪▪▪▪▪▪▪▪ ▪▪▪▪▪▪▪▪

▪▪▪▪▪ ▪▪▪▪▪▪▪▪▪ ▪▪▪▪▪▪▪▪▪▪ ▪▪▪▪▪ ▪▪▪▪▪▪▪▪▪ ▪▪▪▪▪▪▪▪▪▪▪▪ ▪▪▪▪▪▪▪ ▪▪▪▪ ▪ ▪▪▪▪▪▪▪ ▪▪▪▪▪▪▪▪▪▪ ▪▪▪▪▪ ▪▪ ▪▪▪▪▪▪▪▪▪ ▪▪▪▪ ▪▪▪▪▪▪▪▪▪▪▪ ▪▪▪▪ ▪▪▪▪▪▪▪▪▪ ▪▪▪ ▪▪▪▪▪▪▪▪▪ ▪▪▪▪▪▪▪▪▪ ▪▪▪▪▪▪▪▪▪ ▪▪▪▪▪ ▪▪▪▪▪▪▪▪▪▪ ▪▪▪▪▪▪▪▪▪▪▪▪ ▪▪▪▪▪▪▪ ▪▪▪▪▪▪▪▪▪ ▪▪ ▪▪▪▪▪▪▪ ▪▪▪▪▪▪▪▪▪▪ ▪▪▪▪▪ ▪▪▪▪▪▪▪▪▪ ▪▪▪▪ ▪▪▪▪▪▪▪▪▪▪▪▪▪ ▪▪▪ ▪▪▪▪▪▪▪▪ ▪▪▪▪▪▪▪▪▪▪▪▪ ▪▪▪ ▪▪▪▪▪▪▪▪ ▪▪▪▪▪▪▪▪▪▪▪▪ Otavan Kirjapaino Oy offers named hardcover and softcover product families; PBtisk a.s. addresses publishers, galleries, museums, and institutions; gugler* presents nonfiction, children's, and art-book services. A buyer can preserve sourcing choice among these participants, but should compare the complete commissioned publication and accepted service obligations rather than infer equivalence from a shared book-printing label.

Latin American production options should be evaluated independently of international platform availability. Grupo Espinosa presents publishing-industry printing and binding in Mexico; Litoprocess offers art and school books; Milian Editores and CC Impresores advertise book services for authors and publishing customers. ▪▪▪▪▪ ▪▪▪ ▪▪▪▪▪▪▪▪▪ ▪▪▪▪▪▪▪ ▪▪▪▪▪ ▪▪▪▪▪ ▪▪▪▪▪▪▪ ▪▪▪▪▪▪▪▪▪▪ ▪▪▪▪▪▪▪▪▪ ▪▪▪ ▪▪▪▪▪▪▪▪▪ ▪▪▪▪ ▪▪▪▪▪▪▪▪ ▪▪▪▪ ▪▪▪▪▪▪▪ ▪▪▪▪▪ ▪▪▪▪▪▪▪ ▪▪▪▪▪ ▪▪▪▪▪▪▪▪ ▪▪▪▪▪ ▪▪ ▪▪▪ ▪▪▪▪▪▪▪▪▪ ▪▪▪▪▪▪▪▪▪▪ ▪▪▪▪▪▪▪▪▪▪ ▪▪▪▪▪ ▪▪▪ ▪▪▪▪▪▪▪▪▪ ▪▪▪▪▪▪▪▪▪ ▪▪▪▪▪▪▪▪▪▪ ▪▪▪ ▪▪▪▪▪▪▪ ▪▪▪▪▪▪▪▪▪▪▪▪▪ ▪▪▪ ▪▪▪▪▪▪▪▪▪ ▪▪▪▪▪ ▪▪▪▪▪ ▪▪▪▪▪▪▪▪▪▪ ▪▪▪▪▪▪▪▪▪▪▪▪▪ ▪▪▪▪▪▪▪▪▪ ▪▪▪▪▪▪▪ ▪▪▪▪▪▪ ▪▪ ▪▪▪▪▪▪▪▪▪▪▪▪▪ ▪▪▪▪▪▪▪▪▪▪ ▪▪▪▪▪▪▪▪▪▪▪▪▪

▪ ▪▪▪▪▪▪▪▪▪▪ ▪▪▪▪▪▪▪▪▪▪ ▪▪▪▪▪▪▪▪▪ ▪▪▪ ▪▪▪▪▪▪▪▪▪ ▪▪▪▪▪▪▪▪▪▪ ▪▪ ▪▪▪▪▪▪ ▪▪▪▪▪ ▪▪▪▪▪▪▪▪▪ ▪▪▪▪▪▪▪ ▪▪▪▪▪▪▪▪▪ ▪▪▪▪▪▪▪▪▪▪▪ ▪▪▪▪▪▪▪▪▪ ▪▪▪▪▪▪▪ ▪▪▪▪ ▪ ▪▪▪ ▪▪▪▪▪▪▪▪▪▪▪ ▪▪▪▪▪▪▪▪▪▪▪▪ ▪▪▪▪▪▪▪▪▪ ▪▪▪▪ ▪▪▪▪▪▪▪▪▪ ▪▪▪▪▪▪▪▪▪ ▪▪▪▪▪▪▪▪ ▪▪▪ ▪▪▪▪▪▪▪▪▪▪▪▪▪▪▪▪▪▪▪▪▪▪▪ ▪▪▪▪▪▪▪▪▪ ▪▪▪▪▪▪▪▪▪ ▪▪▪▪▪▪▪▪▪▪▪ ▪▪▪▪▪▪▪▪▪▪▪ ▪▪▪ ▪▪▪▪▪ ▪▪▪▪▪▪▪▪▪ ▪▪▪▪▪ ▪▪ ▪▪▪▪▪ ▪▪▪▪▪▪▪▪▪ ▪▪▪▪▪▪▪▪▪ ▪▪▪▪▪ ▪▪▪ ▪▪▪▪▪ ▪▪▪ ▪▪▪▪▪▪ ▪▪▪▪▪▪ ▪▪▪▪▪▪▪▪▪▪ ▪ ▪▪▪▪▪▪▪▪▪ ▪▪▪▪ ▪▪▪▪ ▪▪▪▪▪▪▪▪▪ ▪▪▪▪▪▪▪▪▪▪▪ ▪▪▪▪▪▪▪▪▪ ▪▪▪▪▪▪▪▪▪▪▪ ▪▪▪▪▪ ▪▪▪▪▪▪▪▪▪▪▪▪ ▪▪▪▪▪▪▪ ▪▪▪▪ ▪▪▪▪▪▪▪▪▪ ▪▪▪ ▪▪▪▪▪▪▪ ▪▪▪▪▪▪▪▪▪▪ ▪▪▪▪S. presents a Dominican and Caribbean-oriented printing route. Buyers should identify which party accepts the delivery destination and complete-order scope before substituting these routes for an established production or distribution relationship.

Middle Eastern alternatives also separate manufacturing breadth from integrated delivery. ▪▪ ▪▪▪▪▪ ▪▪▪▪▪▪▪▪▪▪ ▪ ▪▪▪ ▪▪▪▪▪▪▪▪▪▪▪▪▪▪▪▪▪▪ ▪▪▪▪▪▪▪▪▪▪▪▪ ▪▪▪▪▪▪▪▪▪ ▪▪▪▪▪▪▪▪▪ ▪▪▪▪▪ ▪▪▪▪▪ ▪▪▪▪▪▪▪▪▪ ▪▪▪▪▪▪▪▪▪ ▪▪▪▪▪▪▪▪▪▪▪▪ ▪▪▪▪▪ ▪▪▪ ▪▪▪▪▪▪▪▪▪ ▪▪▪▪▪▪▪▪▪ ▪▪▪▪▪ ▪▪▪▪▪▪▪▪▪ ▪▪▪▪▪▪▪▪▪▪▪▪ ▪▪▪▪▪▪▪▪▪▪▪▪▪▪ ▪▪▪▪▪▪▪ ▪▪▪▪▪▪▪▪▪▪ ▪▪▪▪▪ ▪▪▪▪▪▪▪▪▪▪ ▪▪▪▪▪▪▪▪▪▪ ▪▪▪▪▪ ▪▪▪▪▪▪▪▪▪▪▪▪ ▪▪▪▪▪▪ ▪▪▪▪▪▪▪▪▪ ▪ ▪▪▪▪▪▪▪▪▪ ▪▪▪ ▪▪▪▪▪▪ ▪▪▪▪▪▪▪▪▪▪▪▪▪▪▪▪ ▪▪▪▪▪▪▪▪▪ ▪▪ ▪▪▪▪▪ ▪▪▪▪▪▪▪▪▪▪ ▪▪▪▪▪ ▪▪▪▪▪▪▪▪▪▪ ▪▪▪▪▪ ▪▪▪▪▪▪▪▪▪ ▪▪▪▪▪▪▪▪ ▪▪ ▪▪▪▪▪▪▪▪ ▪▪▪▪▪ ▪▪▪▪▪▪▪▪▪▪▪▪▪▪▪▪▪▪▪▪▪▪▪▪ ▪▪▪▪▪▪▪▪▪▪▪▪▪ ▪▪▪ ▪ ▪▪▪▪▪▪▪▪ ▪▪▪▪▪▪▪▪▪▪ ▪▪ ▪▪▪▪▪▪▪▪▪▪ ▪▪▪▪ ▪▪▪▪▪▪▪▪▪▪ The commission must identify the responsible seller, book-associated packaging, warehouse release, and delivery acceptance where those services are required.

Application fit provides another distinction within regional production. [redacted] For Matsis Matbaa Sistemleri and Matsaş, separately advertised book services do not establish a shared entity or common contractual backing.

Asian and Australasian portfolios broaden the direct-production comparison. Dai Nippon Printing Co., Ltd. is represented by its publishing-products business, while Kyodo Printing Co., Ltd. identifies publication-printing services. [redacted]

[redacted] Printing Ventures advertises book printing and binding in Pakistan, and Printcare Agile lists books among its Sri Lankan services. The useful comparison is between the publication requirement, production relationship, and accepted destination undertaking, not the supplier's country label alone.

African portfolios demonstrate both domestic manufacturing and author-facing service routes. [redacted] These differences justify local alternatives, but do not establish equivalent institutional eligibility, packaging coverage, or delivery performance.

Sources & Evidence

1. Paper Products | Leo Paper Group
   · Leo's portfolio lists children's and pop-up books, activity products, gift books, boxes, and packaging. Portfolio adjacency does not establish every complete bundle. ([leo.com.hk](https://www.leo.com.hk/products-services/products.html))
2. Preserve Your History | Friesens
   · Friesens directs completed-file history projects to its Trade Book Division and preparation-dependent work to FriesenPress, supporting comparison by preparation ownership. ([friesens.com](https://www.friesens.com/history-books/))
3. Book Embellishments, Edge Printing & Kitting | Lakeside Book Company
   · Lakeside advertises packaging, kitting, assembly, and design through one vendor alongside book-associated special-edition services. This is an advertised integrated proposition, not project acceptance. ([lakesidebookcompany.com](https://lakesidebookcompany.com/embellishments-packaging-kitting/))
4. Businesses | Markono - Asia's Trusted Print, Fulfilment & Supply Chain Partner
   · Markono assigns printing to Markono Print Media, warehousing and fulfillment to Markono Logistics, and Asian book distribution to Booksmart. The group description does not establish one legal undertaking. ([markono.com](https://www.markono.com/our-businesses))
5. Printing Solutions and On-Demand Services in the UAE | e7 Printing
   · e7 Printing advertises textbooks, printing, binding, finishing, warehousing, packing, and shipment to clients or end users from its UAE service base. ([e7group.ae](https://e7group.ae/business-units/e7printing))
6. Book Printing | CTP Printers
   · CTP Printers advertises educational, general-interest, religious, hardcover, softcover, and associated binding services. This does not establish institutional contract access. ([ctpprinters.co.za](https://www.ctpprinters.co.za/what-we-do/))
7. Sheridan - CJK Group
   · CJK's Sheridan portfolio distinguishes location-specific academic, trade, children's, mechanical-binding, kitting, and fulfillment offerings. Group breadth does not establish identical services at every location. ([cjkgroup.com](https://www.cjkgroup.com/our-companies/sheridan/))
8. Core Print Solutions: Full-service book printer for book publishers
   · Thomson Reuters' Core Print Solutions advertises external book-printing services including binding, kitting, warehousing, distribution, and management. (coreprintsolutions.thomsonreuters.com)
9. Custom Book Printing Services | BookBaby
   · BookBaby advertises hardcover and softcover printing and connects the offering with optional editing, design, and distribution services. ([bookbaby.com](https://www.bookbaby.com/book-printing))
10. Books - Hung Hing Printing Group Limited
    · Hung Hing advertises children's and conventional trade books, book-plus components, and associated sourcing support. Its own performance and leadership claims are not adopted. ([hunghingprinting.com](https://www.hunghingprinting.com/books))
11. 中華商務聯合印刷有限公司 - 書刊與商業印刷
    · C&C advertises conventional and children's books, specialty publication work, and book-plus component sourcing through its printing network. This does not resolve every operating entity or proposed bundle. ([candcprinting.com](https://www.candcprinting.com/tchi/index/alone/ids/xx.xx))
12. Novelty Books & Board Games | Starlite Holdings Limited
    · Starlite advertises children's and novelty books and book kits, supporting specialty-package comparison without establishing identical configurations or compliance allocation. ([hkstarlite.com](https://www.hkstarlite.com/en/print_and_pack/solutions/novelty_books_and_board_games/))
13. Artron - Artron
    · Artron presents art printing and book-related cultural and photography projects, supporting an application-specific commissioned-production comparison. ([artronprint.com](https://www.artronprint.com/))

14. Overview | Repro India
    - Repro advertises offset and on-demand book production, physical distribution, and publisher-facing services. Its broad geographic language does not establish a particular destination contract. ([reproindialtd.com](https://www.reproindialtd.com/about-repro/overview))
15. Printing - Vivar Printing
    - Vivar advertises book-related printing together with kitting, fulfillment, warehousing, and distribution. The published description is not an accepted deadline or complete-order guarantee. ([vivar.com.my](https://vivar.com.my/printing/))
16. MGPS | Manipal Global Print Solutions - Printing Services
    - Manipal Global Print Solutions identifies its Manipal Technologies relationship and advertises book printing, binding, warehousing, and distribution. (manipalglobalprintsolutions.com)
17. RRD Asia: Printing Solutions and Consulting Services
    - RR Donnelley's Asia services portfolio includes publishing production and supply-chain services for cultural, educational, and other publishing customers. ([rrd.com](https://www.rrd.com/global/asia/services))
18. Home - Rotolito
    - Rotolito advertises printing and binding of paperback and hardcover books for Italian and international publishers. Broader commercial-printing activities are not treated as part of every book commission. ([rotolito.com](https://www.rotolito.com/en/))
19. Produzione e Stampa Libri, Editoria Scolastica e per Bambini | GV Group
    - GV Group's Grafica Veneta page advertises book production including educational and children's publishing work. ([gv-group.it](https://gv-group.it/grafica-veneta/))
20. À PROPOS | Imprimerie Pollina
    - Pollina describes its French book-printing and finishing business, supporting direct-production comparison rather than a retail-access claim. ([pollina-imp.fr](https://www.pollina-imp.fr/a-propos))
21. nouvelle imprimerie laballery
    - Nouvelle Imprimerie Laballery advertises book-production services and describes complementary operating relationships. (laballery.fr)
22. Home | Gómez Aparicio
    - Gómez Aparicio advertises book production including hardcover and digital offerings, supporting a direct-manufacturing comparison. ([gomezaparicio.es](https://www.gomezaparicio.es/en/))
23. Regiset - Comunicação e Artes Gráficas
    - Regiset presents books and art catalogs among its Portuguese printing and finishing services. (regiset.com)
24. Book printing and binding - Jelgavas tipogrāfija
    - Jelgavas tipogrāfija advertises book printing, binding, post-processing, and delivery in Latvia and elsewhere in Europe. ([jt.lv](https://jt.lv/en/))
25. PNB Print | Contact Printing House for Books and Magazines
    - PNB Print identifies its Latvian business and sales contacts for several European markets; these contacts do not establish manufacturing in those sales countries. ([pnbprint.eu](https://www.pnbprint.eu/contacts/))
26. Book printing house | Dardedze Holografija
    - Dardedze advertises book production and presents publisher customer accounts, supporting a portfolio relationship rather than independently verified performance. ([dardedze.lv](https://dardedze.lv/book-printing-house/))
27. Print Best | Book Printing in Estonia
    - Print Best OÜ advertises book manufacture with printing, binding, and logistics services. (printbest.eu)
28. Contacts - BALTOprint
    - BALTOprint publishes Lithuanian operating contacts and market-facing staff for several European markets; sales representation is not evidence of local manufacture in each market. ([baltoprint.com](https://baltoprint.com/en/contacts/))

29. Knygos | Kopa
    - KOPA's commercial book page presents hardcover, softcover, and other books with associated cases or accessories for book projects. ([kopa.lt](https://kopa.lt/gaminiai/knygos))
30. Home - Wilco
    - Wilco presents book manufacture with related finishing, inventory-management, and dispatch services. (wilco.nl)
31. Narayana Press
    - Narayana Press describes preparation, printing, and delivery of bound books. Its advertised breadth does not establish a specific new commission. ([narayana.dk](https://www.narayana.dk/sider/narayana-press.php?lang=us))
32. Bücher Drucken Lassen | Himmer
    - Himmer advertises hardcover and paperback book printing for authors, publishers, and businesses. ([himmer.de](https://www.himmer.de/buecher/))
33. Booksfactory - Booksfactory.eu
    - Books Factory advertises book printing, binding, and finishing through its commercial ordering site. (booksfactory.eu)
34. Totem Digital Printing House
    - Totem advertises digital book printing for short and medium runs, supporting a production-service comparison rather than an inferred distribution channel. ([totem.com.pl](https://totem.com.pl/en/))
35. druk dziełowy - Kompap.pl
    - Kompap maintains a dedicated commercial book and publication-printing page; the page does not settle its complete current consolidation perimeter. ([kompap.pl](https://kompap.pl/druk-dzielowy/))
36. Offer - Dimograf
    - Dimograf's offering includes hardcover, paperback, integral-cover, and coil-related binding choices. No operating quantities or performance superiority are adopted. ([dimograf.com](https://www.dimograf.com/en/oferta))
37. POZKAL - Company
    - Pozkal advertises commercial printing and binding, preparation services, and hardcover, softcover, and textbook products. ([pozkal.pl](https://pozkal.pl/en/company))
38. Tuotteet | Otavan Kirjapaino
    - Otavan Kirjapaino identifies named hardcover and softcover book product families and its production contact. ([otavankirjapaino.fi](https://otavankirjapaino.fi/tuotteet/))
39. Printing company - PBtisk a.s.
    - PBtisk advertises complete book production for publishers, galleries, museums, and institutions. Promotional competitive-position claims are not adopted. ([pbtisk.cz](https://www.pbtisk.cz/en/printing-company/))
40. Ausgezeichnete Bücher, gedruckt in Melk - gugler*
    - gugler* advertises nonfiction, children's, and art-book services and related consultation; environmental superiority and technical performance claims are not adopted. ([gugler.at](https://www.gugler.at/drucksinn/leistungen/buecher))
41. Grupo Espinosa
    - Grupo Espinosa describes Mexican publishing-industry printing and binding through its group operations. ([grupoespinosa.com](https://www.grupoespinosa.com/en/home/))
42. Productos | Litoprocess
    - Litoprocess lists art and school books in its commercial portfolio; unrelated packaging is not assumed part of the book commission. ([litoprocess.com](https://www.litoprocess.com/productos/))
43. Impresión de Libros en México | Milian Editores
    - Milian Editores advertises Mexican book printing for authors, publishers, institutions, and brands. (miliandiseno.com.mx)

44. CC Impresores
    - CC Impresores advertises book printing for authors and publishers through digital and offset service routes. (imprentamx.com)
45. A Ipsis - Ipsis
    - Ipsis describes editorial and art-book production, supporting an application-specific Brazilian supplier comparison. ([ipsis.com.br](https://ipsis.com.br/aipsis/))
46. Indústria Gráfica Santa Marta | Página Inicial
    - Indústria Gráfica Santa Marta's editorial portfolio includes art books, educational material, and reading books. ([graficasantamarta.com.br](https://www.graficasantamarta.com.br/))
47. Inicio | docuprint-es
    - Docuprint advertises physical book printing through Livriz, supporting an Argentine book-service interface without resolving all production and distribution entities. ([docuprint.com.ar](https://www.docuprint.com.ar/))
48. Industrias - GRÁFICA MOSCA
    - Gráfica Mosca lists books in its commercial printing portfolio and describes regional customer work. ([graficamosca.com](https://graficamosca.com/industrias/?goto=educacion))
49. AImpresiones - Impresiones digital
    - A Impresores advertises hardcover and softcover book printing from Santiago, Chile. ([aimpresores.cl](https://www.aimpresores.cl/lp/))
50. Ograma - Galería
    - Ograma's book gallery documents publication projects; those examples do not establish acceptance of a new commission. ([ograma.cl](https://www.ograma.cl/galeria/libros2/))
51. Soluciones de Comunicación - Carvajal S.A.
    - Carvajal's communication-solutions portfolio includes digital editorial printing of books and educational publications. ([carvajal.com](https://www.carvajal.com/comunicacion/))
52. Editorial Cimanews - Cimagraf
    - Cimagraf's editorial offering includes educational and other physical books, hardcover work, and on-demand production. ([cimagraf.com.pe](https://cimagraf.com.pe/editorial-cimanews/))
53. Imprenta Mariscal - Productos y Servicios
    - Imprenta Mariscal's commercial portfolio lists art books and school texts separately from other printing and packaging activities. ([imprentamariscal.com](https://www.imprentamariscal.com/productos.html))
54. Inicio - Imprenta y Litografía LIL
    - LIL advertises educational and children's-book production and regional logistics, without establishing a particular new destination undertaking. ([lilcr.com](https://www.lilcr.com/))
55. Masterlitho - Imprenta de calidad certificada
    - Masterlitho advertises book printing through offset and digital services. (masterlithocr.com)
56. Editora Corripio, S.A.S
    - Editora Corripio advertises book printing and describes its Dominican and Caribbean-oriented business presence. (editoracorripio.com.do)
57. Emirates Printing Press - Commercial and Folding Carton Brochure
    - Emirates Printing Press' company brochure includes illustrated-book work and hardcover and softcover binding; it does not establish identical services at similarly named businesses. ([eppdubai.com](https://www.eppdubai.com/pdf/Commercial-folding-carton-broucher.pdf))
58. Oriental Press - Official Website
    - Oriental Press presents colored-book manufacturing within its regional group business. (orientalpress.com)
59. Obeikan Commercial Printing - Obeikan Investment Group
    - Obeikan Investment Group's commercial-printing page expressly advertises book production. ([obeikan.com.sa](https://www.obeikan.com.sa/obeikan-commercial-printing/))

60. Educational Book Printing Services | Mazoon Printing
    - Mazoon maintains an educational-book printing offer; this is not evidence of a complete regional delivery commitment. ([mazoonprinting.com](https://www.mazoonprinting.com/design-agency/educational-books.html))
61. Commercial Printing Press in Kuwait
    - Costa Printing Press advertises book printing and binding within its Kuwaiti commercial-printing offering. ([costaprintingpress.com](https://www.costaprintingpress.com/))
62. Promat - Printing Product Groups
    - Promat's commercial product catalog includes fiction, educational, research, children's, cultural, and hardcover books. ([promat.com.tr](https://www.promat.com.tr/en/printing-product-groups.html))
63. Binding & Finishing - Mega Basım
    - Mega Basım advertises bookbinding and finishing, including hardcover and paperback formats. ([mega.com.tr](https://www.mega.com.tr/en/binding-finishing/))
64. Ofset Yapımevi
    - Ofset Yapımevi presents art, photography, and architecture-book printing and binding. (ofset.com)
65. About Jangal - Jangle Printing House
    - Jangal describes external printing and binding work for domestic and foreign publishers and institutions, rather than solely affiliated publishing. ([jangal.press](https://jangal.press/en/about-us/))
66. □□□□□□□ □□□□ | □□□□□□□ □□□□□
    - Printiv's company profile presents book and album production and an in-house bindery. ([printiv.co.il](https://printiv.co.il/about-us/))
67. Kitaplar - Matsis Matbaa Sistemleri
    - Matsis maintains a commercial book catalog; it does not establish a relationship with Matsaş. ([matsisprint.com](https://matsisprint.com/tr/kitaplar/))
68. Dergi - Kitap Baskıları - Matsaş
    - Matsaş separately advertises book printing and identifies its Istanbul operation; the page does not establish common ownership with Matsis. ([matsas.com.tr](https://www.matsas.com.tr/hizmetler/dergi-kitap-baskilari-ofset))
69. 事業紹介 | 株式会社 DNP 出版プロダクツ
    - DNP's publishing-products business advertises publication printing and demand-oriented physical-book production. This does not resolve all external versus affiliated activity. ([dnp.co.jp](https://www.dnp.co.jp/group/dnp-pub-products/business/))
70. Corporate Profile | TOMOWEL KYODO PRINTING CO., LTD.
    - Kyodo's corporate profile identifies a publication-printing business serving books and magazines. ([kyodoprinting.com](https://www.kyodoprinting.com/company-profile/org.html))
71. Nutech Print Services
    - Nutech advertises paperback and hardcover printing and binding across trade, educational, children's, reference, and religious book categories. (nutechprint.com)
72. TARA - Tara TPS
    - TARA's group page identifies Tara TPS and lists books, textbooks, and educational material among its commercial printing offerings. ([tara.co.kr](https://www.tara.co.kr/mobile_eng/?page=group%7Ctps))
73. Sirivatana - Book Production Services
    - Sirivatana's book-service page advertises commercial book production; historical geographic claims are not used as current service proof. ([sirivatana.co.th](https://www.sirivatana.co.th/siribook))
74. Book Printing Guide: Perfect, Saddle & Hardcover Binding
    - HK Printing Group's official book-service article presents book production for authors, publishers, institutions, and other buyers; full legal-name equivalence remains outside the established claim. ([hkdc.com.tw](https://www.hkdc.com.tw/webls-en-us/msg/msg42.html))

75. Home - CTY CP In Trần Phú
    · In Trần Phú identifies its Vietnamese operating identity and advertises books and bound publications. (intranphu.vn)
76. Custom Book Printing Services | QinPrinting
    · QinPrinting maintains a dedicated custom book-printing service offer. This establishes an advertised service rather than acceptance of every binding or destination. ([qinprinting.com](https://www.qinprinting.com/book-printing/))
77. 江苏凤凰新华印务集团 - Index
    · 江苏凤凰新华印务集团有限公司 lists textbook, book, overseas-book, and digital-print offerings under its Chinese operating identity. External and affiliated activity are not separately established. ([phprinting.com](https://www.phprinting.com/))
78. 創栄図書印刷株式会社
    · 創栄図書印刷株式会社 advertises book production focused on textbooks and reference books; the captured Romanized identity is retained without inventing an official English legal name. ([soei-pb.co.jp](https://www.soei-pb.co.jp/))
79. Commercial Printing & Print Management NZ | Blue Star
    · Blue Star includes books within its New Zealand commercial-printing offering. ([bluestar.co.nz](https://www.bluestar.co.nz/print))
80. The House Printers Corporation - About
    · The House Printers Corporation advertises coffee-table books within its Philippine commercial-printing portfolio. ([houseprinters.com](https://www.houseprinters.com/about.php))
81. Southern Voices Printing Press
    · Southern Voices advertises external book-printing work for institutions, nonprofits, and authors, distinguishing that offer from publishing alone. ([southernvoicespublishing.com](https://www.southernvoicespublishing.com/))
82. Pacific Island Book Printing Services | Book Printing NZ
    · Book Printing NZ advertises an Auckland-based service for Pacific island clients; the destination offer does not establish local manufacture on those islands. ([bookprinting.co.nz](https://www.bookprinting.co.nz/pacific-island-book-printing/))
83. Printing Ventures | Book Printing | Book Publishing
    · Printing Ventures advertises book printing, binding, and on-demand services from its Pakistan business. ([printingventures.com.pk](https://www.printingventures.com.pk/))
84. agile services - Printcare Agile
    · Printcare Agile lists books among its printing services and identifies its Sri Lankan service address. ([printcareagile.com](https://printcareagile.com/agile-services/))
85. About Us | Print On Demand
    · Print On Demand describes book printing, binding, and distribution services for authors and publishers in its South African business. ([printondemand.co.za](https://printondemand.co.za/about-us/))
86. Print-on-demand - InsideData
    · InsideData advertises on-demand services for educational books, published books, and children's readers. ([insidedata.co.za](https://insidedata.co.za/print/print-on-demand/))
87. Tarocube | Print on Demand Solutions Durban | South Africa
    · Tarocube advertises book printing, on-demand production, fulfillment, and national delivery from its South African business. ([tarocube.co.za](https://tarocube.co.za/home))
88. IMPRIMERIE NAJAH EL JADIDA
    · Imprimerie Najah El Jadida advertises school, literary, scientific, and author books. (imprimerienajah.com)

89. livres | Simpact
    · Simpact's official reference portfolio presents named book projects; these references do not establish new-order acceptance. ([simpact.tn](https://www.simpact.tn/fr/references/?filtersupp=xx.xx&id_article=xx.xx))
90. Press review and online kiosk - cameroon | SOPECAM
    · SOPECAM describes commissioned printing and books alongside its publishing activities, supporting separation of external production and publishing roles. ([boutique.sopecam.cm](https://www.boutique.sopecam.cm/quisommesnous/en/page-qui-sommes-nous))
91. Comprehensive Printing Solutions | Printing Press in Kenya
    · English Press advertises trade, reference, educational, children's, art, and religious-book printing. ([englishpress.com](https://englishpress.com/products.html))
92. English Press | Regional Clients
    · English Press describes regional textbook and other printing supply; this is not evidence of manufacture in every destination or a new delivery commitment. ([englishpress.com](https://englishpress.com/regional.html))
93. Customised Books - Picfare
    · Picfare advertises customized books and binding choices through its commercial service. ([picfare.com](https://picfare.com/Service_category/customised-books/))
94. Our Services - Hieroglyphics
    · Hieroglyphics advertises hardcover and softcover book printing and binding from its Namibian business. ([hieroglyphics.com.na](https://www.hieroglyphics.com.na/services.html))
95. TPS Printing - Printing Factory
    · TPS Printing advertises softcover and hardcover book printing in Mauritius. (tpsprinting.mu)

21.5. Benchmarking Analysis, 2025

[illegible] A merchant needing a branded package from stocked editions faces a different trade-off from a publisher seeking to postpone production until an order. The appropriate benchmark is the accepted replenishment, dispatch, and customer-service undertaking, not the supplier's use of an on-demand label.

Published commercial conditions can be more decisive than portfolio breadth. [illegible] A common platform can simplify ordering while narrowing the combinations or reuse rights available.

For North American publishing accounts, manufacturing scope and preparation support create more defensible peer groups than general quality claims. [illegible]

[illegible] Packaging, fulfillment, and destination acceptance must be established separately where required.

[illegible] For each route, the buyer should determine whether approved files, preparation assistance, or supplier coordination is the actual missing capability. Book1One's current contracting and complete-service commitment remains unverified in this comparison.

Canadian alternatives require the same separation. Imprimerie Gauvin Ltée advertises softcover and on-demand work, Hemlock Printers presents artist and photography-book projects, Solisco identifies comic and travel-book work, and Les Impressions Stampa lists books in its catalog. [illegible]

[illegible] INNI group's documented production transfer is not proof that every former customer configuration remains available. NEOGRAFIA's proposed delivery commitment and restructuring implementation position require confirmation before a continuity-sensitive purchase.

[illegible] Colorprinter, EUROPRESS, AQRAT, and Gutenberg Beuys Feindruckerei require clarification of the direct-manufacturing versus coordinated-service

relationship. These alternatives should not be treated as interchangeable backups before those business facts are settled.

In Latin America, a publisher must distinguish an external production service from affiliated publishing activity. For Offset Santiago, Grupo Editorial Lectio, Grupo Reforma, Geográfica, and Plural, that current service boundary and accountable seller remain unverified. ▪▪▪▪▪▪▪▪ ▪▪▪▪▪▪ ▪▪▪▪▪▪▪▪ ▪▪▪▪▪▪▪▪▪▪▪▪ ▪▪ ▪▪▪ ▪▪▪▪▪▪▪ ▪▪▪▪▪▪▪▪▪ ▪▪▪ ▪▪▪▪▪▪▪▪▪▪▪▪ ▪▪▪▪▪▪▪▪▪▪▪▪▪▪ ▪▪▪▪▪▪▪▪▪▪ ▪▪▪▪▪▪▪▪ ▪▪▪▪▪▪▪▪ ▪▪▪▪▪▪▪▪▪▪▪▪▪▪▪▪▪▪▪▪▪▪▪ ▪▪▪▪▪▪▪▪▪▪▪▪ ▪▪ ▪▪▪▪▪▪▪▪▪ ▪▪▪▪▪▪▪▪▪▪▪▪▪ ▪▪ ▪▪▪ ▪▪▪▪▪▪▪▪▪▪▪▪▪ ▪▪▪▪▪▪▪▪▪▪ ▪▪▪▪▪▪▪▪▪ ▪▪▪▪▪▪▪▪▪▪▪▪ ▪▪▪▪▪▪▪▪▪▪▪▪ ▪▪▪▪▪▪▪▪▪▪▪▪ ▪▪▪▪▪▪ ▪ ▪▪▪▪▪▪▪▪ ▪▪▪▪▪ ▪▪▪▪▪▪▪▪▪ ▪▪▪▪▪▪▪▪▪▪▪▪ ▪▪▪▪▪ ▪▪▪ ▪▪▪▪▪ ▪▪▪▪▪▪▪ ▪▪▪▪▪▪▪ ▪▪▪▪▪▪ ▪▪▪ ▪▪▪▪▪▪▪▪▪ ▪▪▪▪▪▪▪▪▪▪ ▪▪▪▪ ▪▪ ▪▪▪▪▪ ▪▪▪▪▪▪▪ ▪ ▪▪▪▪▪▪▪ ▪▪▪▪▪▪▪▪ ▪▪▪▪▪▪▪▪▪▪▪▪ ▪▪▪▪▪▪▪▪▪▪ ▪▪▪▪▪▪▪ ▪ ▪▪▪▪ ▪▪▪▪▪▪▪▪ ▪▪▪▪▪▪▪▪▪▪▪ ▪▪ ▪▪▪▪▪▪▪▪ ▪▪▪▪▪▪▪▪▪▪▪▪ ▪▪▪▪▪▪▪▪ ▪▪▪ ▪▪▪▪▪▪▪ ▪▪▪▪▪▪▪▪▪▪ ▪▪▪ ▪▪▪▪▪▪▪▪▪▪▪▪ ▪▪▪▪▪▪▪▪▪ ▪▪▪▪▪▪▪▪ ▪▪▪▪▪▪▪▪ ▪▪▪▪▪▪▪▪ ▪▪▪ ▪▪▪▪▪ ▪▪▪▪ ▪▪▪▪▪ ▪▪▪▪▪▪▪▪▪▪▪▪▪▪ ▪▪▪▪▪ ▪▪▪▪▪ ▪▪▪▪▪▪▪▪▪▪▪▪ ▪▪▪▪▪▪▪▪▪ ▪▪▪▪ ▪▪▪▪▪▪▪▪▪▪ ▪▪▪ ▪▪ ▪▪▪▪▪▪▪▪ ▪▪▪▪▪▪▪▪▪▪▪▪ ▪▪▪ ▪▪ ▪▪▪▪▪▪ ▪▪▪ ▪▪▪▪ ▪▪▪▪▪▪▪▪▪ ▪▪▪▪▪▪▪▪ ▪▪▪▪▪▪▪▪▪▪▪▪▪

Middle Eastern supplier identity should not be inferred from similar names or general printing credentials. For Al Ghurair Printing and Publishing L.L.▪▪ ▪▪ ▪▪▪▪ ▪▪▪▪▪▪▪▪ ▪▪▪▪▪▪ ▪▪ ▪▪▪▪▪▪▪▪ ▪▪▪▪▪▪▪▪ ▪▪▪▪▪▪ ▪▪▪▪▪▪▪▪▪▪ ▪▪▪ ▪▪▪▪▪▪▪▪ ▪▪▪▪▪▪ ▪▪▪ ▪▪▪▪▪▪▪▪ ▪▪▪▪▪▪▪▪ ▪▪ ▪▪▪ ▪▪▪▪▪▪▪▪ ▪▪▪▪▪▪▪▪▪▪▪▪▪ ▪▪▪▪▪▪▪▪▪▪▪ ▪▪▪ ▪▪▪▪▪▪▪▪▪▪▪▪▪ ▪▪▪▪▪▪▪▪▪▪▪ ▪▪▪▪▪▪▪▪▪▪▪▪▪ ▪▪▪▪▪▪ ▪▪▪▪▪▪▪▪ ▪▪▪▪▪▪▪ ▪▪▪▪▪▪▪ ▪ ▪▪▪▪▪▪▪▪ ▪▪▪▪▪ ▪▪▪▪▪ ▪▪▪▪▪ ▪▪▪▪▪▪ ▪▪▪▪ ▪▪▪▪▪ ▪▪▪▪▪▪ ▪▪▪▪▪▪▪▪▪▪ ▪▪▪▪▪▪▪▪ ▪▪▪ ▪▪▪▪▪▪▪▪▪ ▪▪▪▪▪▪▪▪▪▪ ▪▪▪▪▪▪ ▪ ▪▪▪▪▪▪▪▪▪▪▪▪ ▪▪▪▪▪▪▪▪ ▪▪▪▪▪▪▪▪ ▪▪▪▪▪▪▪▪▪▪▪▪ ▪▪▪▪▪▪▪▪▪ ▪▪▪▪ ▪▪▪▪▪ ▪▪▪▪▪▪▪▪ ▪▪▪ ▪▪▪▪▪▪▪▪▪▪▪▪▪ ▪▪▪▪▪ ▪▪▪▪▪ ▪▪▪▪▪▪▪▪▪▪▪▪ ▪▪▪▪▪▪▪▪▪ ▪▪▪▪ ▪▪▪▪▪▪▪▪▪ ▪▪▪ ▪▪▪▪▪▪▪▪ ▪▪▪▪▪▪▪▪ ▪▪▪▪▪▪▪▪▪▪▪▪▪

For Zhiyan Iraq, Fadaa Services, Dar Raslan, □□□□□□ □□□□□□□ □□□□□ □□□□□, and Jana albelad Group, the unresolved distinction is the legal seller and its actual external book-production or coordination obligation. Emirates Pearl Printing Press must be distinguished from Emirates Printing Press LLC; Al Amrat Print, Inkservice, and Nest Printing require a verified current book-service relationship. ▪▪▪▪ ▪▪▪▪▪▪▪ ▪▪▪ ▪▪▪▪▪ ▪▪▪▪ ▪▪▪▪▪▪▪ ▪▪▪▪▪▪ ▪▪▪▪▪▪ ▪▪▪▪▪▪▪▪▪ ▪▪▪▪▪▪▪▪▪▪▪ ▪▪▪▪▪▪ ▪▪▪▪▪▪ ▪▪▪▪▪▪▪▪▪▪▪ ▪▪▪▪▪▪▪▪▪ ▪▪▪▪▪▪▪▪▪▪▪▪ ▪▪▪▪▪▪▪▪▪▪▪▪▪ ▪▪▪ ▪▪▪▪▪▪▪▪▪▪ ▪▪▪▪▪▪▪▪▪▪▪▪ ▪▪ ▪▪ ▪▪▪▪▪▪ ▪▪▪▪▪▪▪▪ ▪▪ ▪ ▪▪▪▪▪▪▪▪▪ ▪▪▪▪▪▪ ▪▪▪▪▪▪▪▪▪ ▪ ▪▪▪▪▪▪▪▪▪▪ ▪▪▪▪▪▪▪▪▪ ▪▪ ▪ ▪▪▪▪▪▪▪▪ ▪▪▪▪▪ ▪▪▪▪▪▪▪▪▪▪▪▪ ▪▪ ▪ ▪▪▪▪▪▪▪▪▪▪▪▪ ▪▪▪▪▪▪▪▪▪▪▪▪

▪▪▪▪▪▪▪▪ ▪▪▪▪ ▪▪▪▪▪▪▪▪▪▪▪ ▪▪▪▪▪▪▪▪ ▪▪▪▪▪▪▪▪▪ ▪▪▪▪▪▪▪▪▪▪▪▪ ▪▪▪▪▪▪▪▪ ▪▪▪ ▪▪▪▪▪ ▪▪▪▪▪ ▪▪▪▪▪▪▪▪▪ ▪▪▪▪ ▪▪▪▪▪ ▪▪▪▪ ▪▪▪▪▪▪▪▪▪▪ ▪▪▪▪▪▪▪ ▪▪▪▪▪▪▪ ▪▪▪▪▪▪▪ ▪▪▪▪▪▪▪▪▪▪ ▪▪▪▪▪▪▪▪▪ ▪▪▪▪▪ ▪▪▪▪▪ ▪▪▪▪ ▪▪▪▪▪▪▪▪ ▪▪▪▪▪ ▪▪▪▪▪ ▪▪▪▪▪ ▪▪▪▪▪▪▪▪ ▪▪▪▪▪▪▪▪ ▪▪▪▪▪ ▪▪▪▪▪▪▪▪▪▪ ▪▪▪▪▪▪▪▪ ▪▪▪▪▪▪▪▪ ▪▪▪▪▪▪▪▪ ▪▪▪▪▪▪▪▪▪▪ ▪▪▪▪▪▪▪▪ ▪▪▪▪ ▪▪▪▪▪▪▪ ▪▪▪▪▪▪▪▪▪▪▪ ▪▪▪▪▪▪▪▪▪▪▪ ▪▪▪▪▪ ▪▪▪▪▪▪▪ ▪▪▪▪ ▪▪▪ ▪▪▪▪▪▪▪▪▪▪▪▪▪▪▪▪▪▪▪▪ ▪▪▪▪▪▪▪▪▪ ▪▪▪▪▪ ▪▪▪▪▪▪▪ ▪▪▪ ▪▪▪▪▪ ▪▪▪▪ ▪▪▪▪▪ ▪▪▪▪ ▪▪▪ ▪▪▪▪▪▪▪▪▪ ▪▪▪▪▪▪▪▪▪▪▪▪▪▪▪ ▪▪▪▪▪▪▪▪▪ ▪▪▪▪▪▪▪▪▪▪ ▪▪▪▪▪▪▪▪▪▪▪ ▪▪▪ ▪▪▪▪▪▪▪▪▪▪ ▪▪ ▪▪▪▪ ▪▪▪ ▪▪▪▪▪▪▪▪▪▪ ▪▪▪▪▪▪▪▪ ▪▪▪▪▪▪▪▪▪▪▪▪ ▪▪▪▪▪▪ ▪▪▪▪▪▪▪▪▪▪ ▪▪ ▪▪▪▪▪▪▪▪▪▪▪▪▪ ▪▪▪▪▪▪▪▪▪▪ Current contracting scope remains the purchasing gate. Delcam Group Africa Ltd, Akonta Printing Works, Alpha &

Omega Publications, Print Innovation Limited, and Dafoko Concepts require a separately verified external book-service relationship.

Other African comparisons remain specific to the commissioning relationship. [redacted] Academy Press Plc and Yaliam Press Ltd require the proposed publication and complete delivery undertaking to be established; a corporate or product-category record is not a commitment to a new commission.

[redacted] Précigraph and Maiden Publishing House Ltd require an explicit externally commissioned production or management undertaking. These limitations prevent a complete current-alternative comparison, not a conclusion of inactivity.

Asian and platform-related identity gaps also affect selection. Thomson Press India Private LTD must be distinguished from Thomson Reuters; CTPS requires a current link to the relevant operating business. [redacted]

[redacted] Braille Works advertises braille transcription and printing, but the inspected offering does not establish a complete physical-book contract. Braille Embossing remains an included category; the unresolved issue is the supplier's accepted book-specific undertaking, not whether the category belongs in the market.

Sources & Evidence

1. Start publishing with KDP
   · KDP supports paperback and hardcover books and explicitly excludes spiral-bound books, establishing a format-specific platform constraint. ([kdp.amazon.com](https://kdp.amazon.com/en_US/help/topic/GHKDSCW2KQ3K4UU4/))
2. Sell Books On Shopify | Lulu
   · The offering links a merchant storefront to production and shipment, supporting comparison with replenishment and inventory-backed fulfillment rather than establishing identical production triggers. ([lulu.com](https://www.lulu.com/sell/sell-on-your-site/shopify))
3. Automatisiertes Lagermanagement | Dienstleistungen | CPI Print Deutschland
   · CPI's German ASR offering lets publishers set inventory thresholds and reprint settings and describes subsequent delivery to distribution centers or another agreed destination. ([cpi-print.de](https://cpi-print.de/de/service/automatisiertes-lagermanagement/))
4. Print On-Demand Books | Just-in-Time vs. Book Printing On Demand | Acutrack
   · Acutrack describes its own inventory-backed production and fulfillment model. Its claims about competitors' quality, suitability, and performance are not adopted. ([acutrack.com](https://www.acutrack.com/book-printing/on-demand/))
5. Book Fulfillment Add-On Services | Marketing Collateral | Acutrack
   · Acutrack advertises book-related collateral, customized packaging, gift wrapping, and bundled merchandise as fulfillment add-ons. ([acutrack.com](https://www.acutrack.com/value-added-services/))
6. Print on Demand Custom Textbooks - Cloudprinter.com
   · Cloudprinter's textbook catalog advertises hardcover, softcover, and ring-bound options. ([cloudprinter.com](https://www.cloudprinter.com/products/textbook-print-online-worldwide))
7. Terms & Conditions - Cloudprinter.com
   · Cloudprinter's posted terms make product, production-location, and shipping-method support subject to production-site acceptance. This supports a configuration-specific access condition, not unrestricted network equivalence. ([cloudprinter.com](https://www.cloudprinter.com/terms-conditions))
8. Jostens Yearbook Agreement Printing Terms
   · Jostens' published agreement prohibits third-party printing and other reuse of production materials created with its digital tools. Executed school terms and exceptions require confirmation. ([jostens.my.salesforce-sites.com](https://jostens.my.salesforce-sites.com/terms?Lid=YBKUS))
9. About Us - Versa Press, Inc.
   · Versa Press describes publishing-oriented book and catalog manufacture and customer coordination through scheduling and shipment. ([versapress.com](https://www.versapress.com/about/))
10. About Data Reproductions Corporation
    · Data Reproductions describes book manufacture for publishers, authors, and corporations and related post-print services. ([datarepro.com](https://datarepro.com/about-data-reproductions-corporation))
11. One-Stop Book Printing | King Printing Co., Inc.
    · King Printing identifies itself as a book printer. The page does not establish every required packaging, fulfillment, or destination combination. ([kingprinting.com](https://www.kingprinting.com/AboutUs.asp))
12. Book Manufacturing - Global Print Services INC
    · Global Print Services INC advertises book manufacture at a Miami facility. The factory statement remains company advertising, not independent establishment verification. ([globalprintservicesinc.com](https://www.globalprintservicesinc.com/services/book-printing))
13. Leading Digital Book Printing NY - Sterling Pierce Co, Inc
    · Sterling Pierce advertises digital books, bound galleys, and advance reader copies. (sterlingpierce.com)
14. Westerfield-Bonte - Book Printers
    · Westerfield-Bonte presents short-run digital book printing for publishing customers. (westerfieldbonte.com)

15. Short Run Book Printing | Greenerprinter
    - Greenerprinter advertises book printing with an in-house bindery. No comparative environmental or production-performance conclusion is adopted. ([greenerprinter.com](https://www.greenerprinter.com/products/short-run-book-printing))
16. About Bookmobile, Serving Book Publishers Since 1982
    - Bookmobile advertises book printing, graphic design, distribution, and other publisher resources, supporting a broader service comparison than manufacture alone. ([bookmobile.com](https://www.bookmobile.com/about-bookmobile/))
17. High-Quality Custom Book Printing | Gorham Printing
    - Gorham Printing advertises book design and printing. Its portfolio does not establish a proposed order's complete service undertaking. (gorhamprinting.com)
18. About DiggyPOD
    - DiggyPOD describes book printing and author-oriented publishing services. ([diggypod.com](https://www.diggypod.com/about-diggypod))
19. InstantPublisher - Self-Publishing & Book Printing Services
    - InstantPublisher advertises physical book printing and self-publishing services. ([instantpublisher.com](https://www.instantpublisher.com/))
20. A Good Day To Print
    - A Good Day To Print advertises online book ordering, binding, finishing, and delivery. These are advertised services rather than a commitment to every proposed configuration. ([agooddaytoprint.com](https://www.agooddaytoprint.com/))
21. About 48 Hour Books
    - xx.xx Hour Books describes author-facing printing, binding, and customization. Its promotional positioning is not used as a substitute for an agreed deadline. ([48hrbooks.com](https://www.48hrbooks.com/about))
22. About Us | PrintNinja
    - PrintNinja describes its international printing business and overseas-linked team; this does not establish U.S. manufacture. ([printninja.com](https://printninja.com/about/))
23. Home :: Imprimerie Gauvin
    - Imprimerie Gauvin advertises softcover books and on-demand production. ([gauvin.ca](https://gauvin.ca/en))
24. Print Portfolio | Hemlock Printers
    - Hemlock's portfolio presents books for artists, photographers, authors, and galleries. ([hemlock.com](https://www.hemlock.com/portfolio/))
25. Printing projects | Solisco printer
    - Solisco's commercial portfolio includes comic-book and travel-book projects. ([solisco.com](https://solisco.com/en/printing-projects/))
26. Les Impressions Stampa - Nos Produits
    - Les Impressions Stampa's catalog lists books; the listing does not establish a complete new-order undertaking. ([stampa.ca](https://stampa.ca/nos-produits))
27. Elanders Print & Packaging - Elanders Group
    - Elanders describes its broader Print & Packaging operation. That divisional description does not identify the complete book-service seller and undertaking in each national market. ([elanders.com](https://www.elanders.com/operations/elanders-print-packaging/))
28. LIST OF PRINTERS IN ACCRA AND KUMASI | GBDC
    - The official Ghana directory lists the named book-related printing, textbook, publishing, and packaging entries. Its undated classifications do not establish present acceptance, common ownership, or equivalent services. ([gbdc.gov.gh](https://gbdc.gov.gh/list-printers-accra-and-kumasi))
29. Welcome to APP - Arab Printing Press
    - Arab Printing Press advertises book-related regional activity; its business presentation does not settle all legal relationships or the ownership of Imprisud. ([arab-printing-press.com](https://www.arab-printing-press.com/))

30. Privacy Policy - Bookvault Shop

    · Bookvault Shop's policy identifies Copytech (UK) Ltd as the operator behind disclosed trading names. It does not establish a proposed international manufacturing commitment. ([shop.bookvault.app](https://shop.bookvault.app/privacy-policy-xx.xx/))

31. How Lollipop Print Turned 15 Years of Research into a Museum-Quality Collector's Book

    · Lollipop Print's collector-book account documents a customer project and identifies a specialist binding relationship. It does not establish acceptance of every future commission. ([lollipopprint.co.uk](https://www.lollipopprint.co.uk/blog/xx.xx/how-lollipop-print-turned-xx.xx-years-of-research-into-a-museum-quality-collectors-book))

32. Generation Press Book - Generation Press Shop

    · Generation Press markets a demonstration book with production credits; the example alone does not establish continuing external-service acceptance. ([generationpress.shop](https://generationpress.shop/products/generation-press-book))

33. Braille Printing and Transcription Services - Braille Works

    · Braille Works advertises commercial braille printing and transcription. The inspected offer does not explicitly establish the complete physical-book undertaking discussed in the comparison. ([brailleworks.com](https://brailleworks.com/solutions/braille/))

34. High-quality printing from Die Keure continues at INNI group

    · The production-transfer announcement supports requiring confirmation of the receiving operation and current book-service commitment rather than assuming all former customer configurations continue unchanged. ([innigroup.com](https://www.innigroup.com/en/blog/high-quality-printing-die-keure-inni-group))

22. Company Profiles

22.1. Lakeside Book Company

[illegible] Slipcases, boxed sets, and kits appear explicitly in its book portfolio, while its packaging service adds assembly and design coordination. This makes it a relevant candidate for a publisher commissioning a finished book-and-pack product rather than purchasing printing alone.

[illegible] Publishers should request an accepted scope covering the book, associated packaging, supplied components, delivery destination, and remedies for an incomplete set. Consolidation is most useful when Lakeside accepts responsibility for those handoffs; separately commissioned binding or packaging remains an alternative when the buyer already controls the interfaces or needs a specialty configuration that Lakeside has not confirmed.

Sources & Evidence

1. Book Printing & Manufacturing Services | Lakeside Book Company
   - Lakeside advertises a North American platform offering offset and digital book printing, hardcover and softcover binding, finishing, slipcases, boxed sets, and kits.
   - Company verification: Lakeside Book Company advertises offset and digital book printing, binding, and finishing.
   - Company verification: Its offering includes slipcases, boxed sets, and kits on a North American production platform.
2. Book Embellishments, Edge Printing & Kitting | Lakeside Book Company
   - Lakeside advertises packaging, kitting, assembly, and design through one vendor, alongside book-associated special-edition services. The page invites project inquiries rather than establishing an accepted project commitment.
3. Lakeside Book Company Acquires Marquis Book Printing, Inc.
   - Company verification: Atlas' June xx.xx 2023 transaction announcement connects Lakeside with Atlas-owned LSC Communications.
   - Company verification: It places Marquis within Lakeside's book-manufacturing representation and identifies the acquired Canadian production business.
4. LAKESIDE BOOK COMPANY ACQUIRES MARQUIS BOOK PRINTING, INC.
   - Company verification: Lakeside announced its acquisition of all outstanding Marquis Book Printing shares on June xx.xx 2023.

22.2. Ingram Content Group

Ingram Content Group combines Lightning Source print-on-demand with wholesale, publisher-direct, and drop-shipping routes. Its distinctive commercial contribution is connecting physical production to ordering channels, rather than simply supplying a printing

location. ■■■■■■ ■■■■■■■ ■■■■■■■ ■■■■ ■■■■■■■■■■ ■■■■■■■ ■■■■■ ■■■■■ ■■■■■■■■ ■■■■ ■■■■■■■■■■ ■■■■■■■■■■ ■■■■■■■■■■■■ ■■■ ■■■■■■■■■■■■ ■■■■■■■■■■■■ ■■■■■■■■■ ■■ ■■■■■■■■■■■ ■■■■■■■

■ ■■■■■■■■■ ■■■■■■■ ■■ ■■■■■■■■■■ ■■■■■■■■■ ■■■■■■ ■■■■■■■ ■■■ ■■■■■■ ■■■■■■■ ■■■■■■■■■■ ■■■■■ ■■■■■■■ ■■■■■■■■ ■■■■■ ■■■■■■■■■■■■ ■■■ ■■■■■■ ■■■■■■■■ ■■■■■■■ ■■■■■■■■ ■■■■ ■■■■■■■ Local partners print and ship to the retailer after an order; the arrangement should not be interpreted as an entirely Ingram-owned factory network. It can coordinate access that would otherwise require separate production and channel relationships, but participation remains specific to the applicable agreement.

Orderability still differs from retail selection. Barnes & Noble's guidance specifically tells publishers distributing through LSI that changing purchasing terms does not guarantee shelf placement or an event. ■■■■■■■■■■ ■■■■■■ ■■■■■■■■■ ■■■■■■■■ ■■■■■■ ■■■■ ■■■■■■■■■■■■■■■■ ■■■■■■ ■■ ■■■ ■■■■■■■ ■■■■■■■■■■■ ■■■ ■■■■■■■■ ■■ ■■ ■ ■■■■■■■■■■ ■■■■■■■■■■ ■■■■■■■■■■■■■■■■ ■■■■■■■■■■ ■■■■■■ ■ ■■■■■■■■■■ ■■■■■ ■■■■ ■■■ ■■■■■■ ■■■■■■■ ■■■■■■■■ ■■■■■■■■ ■■■■■■■■■■■■■ ■■■ ■■■■■■■■■■■■

Sources & Evidence

1. Local Interest in Selling Your Book - B&N Press
   - Barnes & Noble directs publishers distributing through LSI to update purchasing terms through their publisher and states that changing terms does not guarantee shelf placement or a store event.
2. Global Connect | Ingram Content Group
   - Global Connect uses local print-on-demand providers with bookseller relationships. Participation requires an agreement and title information, follows territorial rights, and results in local printing and shipment to retailers after orders.
3. Print-On-Demand | Ingram Content Group
   - Ingram advertises Lightning Source print-on-demand linked to wholesale ordering, publisher-direct supply, and drop shipping. Its described model connects customer orders to printing and shipment.
   - Company verification: Ingram offers book print-on-demand through Lightning Source.
   - Company verification: The service combines production with publisher-direct supply, distribution, and drop shipping.
4. Ingram Content Group - About
   - Company verification: Ingram Content Group identifies itself as part of Ingram Industries.
   - Company verification: Its corporate record identifies Lightning Source within its printing and distribution footprint.
5. Share & Sell Terms of Sale
   - Company verification: Terms updated April xx.xx 2026 identify Lightning Source LLC, Ingram Content Group UK Ltd, and Ingram Content Group Australia Pty Ltd as transaction counterparties.
6. Ingram Content Group at Frankfurt Book Fair
   - Company verification: Ingram's October 2026 Frankfurt Book Fair presentation markets print-on-demand and distribution services together.
   - Company verification: The presentation separately identifies the Lightning Source Sharjah joint-venture route, rather than describing every location as wholly owned.

22.3. Friesens Corporation

Friesens Corporation separates manufacturing-ready history-book work from projects needing publishing preparation. ■■■ ■■■■■■■■■■■■ ■■■■■■■ ■■■■■■■ ■■■■■■ ■■■■ ■■■■■■■■■ ■■■■■ ■■

■■■ ■■■■■ ■■■■ ■■■■■■■■ ■■■ ■■■■■ ■■■■■■■ ■■■■■■■■ ■■■■■■■ ■■ ■■■■■■■■■■■■ ■■■■■■■■■■ ■■ ■■■■■■■■■■■■■ The commercial distinction is who owns preparation and publishing support, particularly for families, organizational committees, and smaller publishers.

The trade service nevertheless advertises project specialists, prepress assistance, storage, and fulfillment. ■■■■■■■ ■■■■■■■■ ■■■■■■■■■ ■■■ ■■■■■ ■■■■■■■■■■■ ■■■■ ■■■■■■■■■■ ■■ ■■■■■■■■■■■■ ■■■■■■■■ ■■■ ■■■■■■ ■■■■ ■■ ■■■■ ■■■■■ ■■■ ■■■■■■■■ ■■■■■■■■ A manufacturing-focused purchase therefore need not mean an unsupported handoff, while production assistance should not be mistaken for an included editorial assignment.

Organizations with approved material and their own editorial resources can seek manufacturing and agreed fulfillment without automatically buying broader publishing services. Buyers lacking those resources should establish the FriesenPress scope, approval authority, destination coverage, and contracting party before selecting the assisted route. ■■■■■■■■ ■■■■■■■■■■■ ■■■ ■■■■■■ ■■■■■■■■■■■■ ■■■■ ■■■ ■■■ ■■■■■■■■■ ■■■■■■■■ ■■■■■■■■■ ■■■■■■■■ ■■■■■■■■ ■■■■■■■■■■■ ■■■■■■■■■■■ ■■■■■■■■■ ■■■■■■■■■ ■■ ■■■ ■■■■■■ ■■■■■■■ ■■■■■■■■■■ ■■ ■ ■■■ ■■■■■■■■

Sources & Evidence

1. Preserve Your History | Friesens
   - Friesens directs history-book buyers with completed publication files to its Trade Book Division and buyers needing editing, design, or distribution assistance to FriesenPress.
2. Friesens Book Services | Comprehensive Services for Your Printing Needs
   - Friesens advertises trade-book project specialists, prepress support, storage, and fulfillment. MyBooks supports inventory and order visibility; shipping choices include individual or consolidated consignments and Canada Post or USPS.
3. Report to confirm compliance with Bill S-211 - Friesens Corporation - April 29, 2025
   - Company verification: The 2025 statutory supply-chain report identifies Friesens Corporation as a Manitoba-registered, employee-owned company manufacturing printed books in Canada.
   - Company verification: The report identifies two book-manufacturing facilities in Altona and domestic and international sales.
4. Friesens Book Printing | Quality Solutions for Every Project
   - Company verification: Friesens advertises printed-book manufacture for publishing houses, independent publishers, universities, museums, and galleries.
   - Company verification: Its book-business page identifies customer service coverage in Canada and the United States.

22.4. CPI Print

■■■ ■■■■■■■ ■■■■■■ ■■■■ ■■■■■ ■■■■■■■■■■■■■ ■■■■■■■ ■■■■■ ■■■■■■■■■■ ■■ ■■■■■■■■■■■■■■■■ ■■■■■■■■■ ■■■■■■■■■■ ■■■ ■■■■■■■■■■■ ■■■■■■■ ■■■■■■■■■ ■■■■ ■■■■■■■■ ■■ ■■■■■■■■■■■■ ■■■■■■■ ■■ ■■■■■■■ ■■■■■■ ■■■■■■■■■■■■ It is a stock-replenishment proposition: the publisher preserves a planned inventory position rather than necessarily waiting for each reader's order. Its useful contribution is reducing repeated ordering work while leaving the publisher responsible for appropriate title and replenishment settings.

Automation does not by itself establish a warehouse-arrival guarantee. ■■■ ■■■■■■ ■■■■■■■■■■■ ■■■■■■■■■ ■■■■■■■■ ■■■■■ ■■■■ ■■■ ■■■■■■■■■■ ■■■■■ ■■■■■ ■■■■■■■■■■ ■■■■■■■

[redacted] These terms must be checked against the actual replenishment agreement rather than assumed to govern every CPI territory.

Sources & Evidence

1. Terms and Conditions | CPI Print Germany
   - The published terms cover named CPI companies, make order confirmation decisive for service scope, permit third-party performance unless otherwise agreed, and measure delivery compliance by dispatch or readiness rather than destination receipt.
2. Automatisiertes Lagermanagement | Dienstleistungen | CPI Print Deutschland
   - CPI's German ASR offering allows publishers to define title-level inventory thresholds and automatic-reprint settings, followed by delivery to distribution centers or another requested destination.
3. Services | CPI Print | From printing to delivery
   - Company verification: CPI offers on-demand book services, stock replenishment, and an international production network.
4. We print books, journals and catalogues
   - Company verification: CPI advertises book printing and binding for trade, self-publishing, academic, and professional publishing customers.
5. A new Group Chief Executive at CPI
   - Company verification: CPI's February xx.xx 2023 announcement identifies Elpis Management Limited as CPI's sole shareholder.
   - Company verification: This establishes a dated group-ownership link, not the complete current multinational legal perimeter.
6. CPI GROUP (UK) LTD persons with significant control
   - Company verification: Companies House lists Elpis 2022 Ltd as CPI Group (UK) Ltd's active person with significant control, notified December xx.xx 2025.
7. ELPIS 2022 LIMITED persons with significant control
   - Company verification: Companies House lists Elpis Management Limited as the active corporate person with significant control of Elpis 2022 Limited.
   - Company verification: The record connects CPI's disclosed owner with the registered controlling entity above its UK business.
8. ELPIS MANAGEMENT LIMITED persons with significant control
   - Company verification: Companies House lists Elpis Finance Limited as the active person with significant control of Elpis Management Limited.
9. ELPIS FINANCE LIMITED persons with significant control
   - Company verification: Companies House lists Elpis Holdings Limited as the active person with significant control of Elpis Finance Limited.
10. ELPIS HOLDINGS LIMITED persons with significant control
    - Company verification: Companies House lists Bidco xx.xx Limited as the active person with significant control of Elpis Holdings Limited.
11. BIDCO 3 LIMITED persons with significant control
    - Company verification: Companies House lists Richard Ian Hughes as the active person with significant control of Bidco xx.xx Limited.
    - Company verification: Together with the separately mapped corporate-control records, this supports an inferred UK CPI control chain to Richard Ian Hughes.

12. Global Print Solutions | Services | CPI Print UK
    - Company verification: CPI UK advertises coordinated international physical-book production through its Global Print Solutions network.
    - Company verification: Its UK roster names Griffin Press and Ligare in Australia, whereas the captured global services roster names Pegasus; these undated rosters do not resolve the precise current Australian partner perimeter.

22.5. Leo Paper Group

[illegible] For a book-plus-activity or gift-book commission requiring components and associated packaging, that breadth supports evaluating coordinated sourcing. It does not establish that every advertised category forms an available book-and-pack bundle.

The published sales terms require written order confirmation and define the seller through Leo Paper Products Ltd. or a subsidiary or associated company of Leo Paper Group (Hong Kong) Limited. They tie product conformity to the agreed order and allocate delivery risk at the shipping point specified in the quotation. [illegible]

[illegible] The trade-off is dependence on the accepted scope and the selected seller's obligations. A conventional book without specialty components may not require that breadth; a complex commission should not proceed on catalog adjacency alone.

Sources & Evidence

1. Paper Products | Leo Paper Group
    - Leo's portfolio lists trade, children's, educational, and pop-up books, activity sets, gift books, boxes, and packaging. It advertises sourcing, manufacturing, and logistics services without confirming every combined configuration.
    - Company verification: Leo Paper Group's catalog includes trade, children's, educational, and pop-up books.
    - Company verification: The same catalog identifies packaging, boxes, gift books, and activity products.
2. Sales Terms and Conditions | Leo Paper Group
    - Leo's terms identify several possible group sellers, require written order confirmation, tie conformity to the agreed order, and transfer delivery risk at the shipping point specified in the quotation.

22.6. Markono Print Media Pte Ltd

[illegible] Markono advertises offset and digital printing, print-on-demand, warehousing, fulfillment, and distribution for publishers reaching readers across Asia. This supports evaluating a regional production-and-delivery relationship, but not assuming local printing facilities or equivalent service coverage in every destination.

The group assigns printing to Markono Print Media, warehousing and fulfillment to Markono Logistics, and Asian distribution to Booksmart. [illegible]

■■■■■■■■ ■■■■■■ ■■■■ ■■■■■■■■■■■ ■■■■■■■ ■■■■■■■■■■■ ■■■ ■■■■■ ■■■■■■■■■ ■■■ ■■■■■■■■■■■■■ ■■■■■■ ■■■■■■■■■ ■ ■■■■■■■■ ■■■■■■■■■■■ ■■■ ■■■■■■■■ ■■■■■■■■■ ■■■■■■■■■■■■ ■■■■■■■■■■ ■■■■■■■■■■ ■■■ ■■■■■■■■ ■■■■■■■■ ■■■■■■■■■ ■■ ■■■■■■■■ ■■■■■■■■■■■■■■■ Group breadth does not establish that a Markono Print Media quotation automatically includes the other businesses' services or secures retailer purchases.

Sources & Evidence

1. About Us | Markono - Asia’s Trusted Print, Fulfilment & Supply Chain Partner
   - Markono describes a Singapore-based proposition combining offset and digital printing, print-on-demand, warehousing, fulfillment, and distribution for publishers reaching readers across Asia.
   - Company verification: Markono describes Singapore-based book printing, warehousing, fulfillment, and distribution for publishers reaching Asian readers.
   - Company verification: The page identifies Markono Print Media Pte Ltd.
2. Businesses | Markono - Asia’s Trusted Print, Fulfilment & Supply Chain Partner
   - Markono's business description assigns printing to Markono Print Media, Singapore-hub warehousing and fulfillment to Markono Logistics, and Asian book distribution to Booksmart.

22.7. Lulu

■■■■ ■■■■■■■■ ■■■■■■■ ■■■■■■■■■■■ ■■ ■■■■■■■■ ■■■ ■■■■■■■■ ■■■■■■■ ■■■■ ■■■■■■■■ ■■■■■■■■■■■ ■■■■■■■■■■■ ■■■■■■■■■■■ ■■■ ■■■■■■■■■ ■■ ■■■■■■■■ ■■■■ ■■ ■■■ ■■■■■■■■■■ Its terms identify Lulu Press, Inc. as the platform provider. The value is production-linked fulfillment for a merchant's existing audience, not an established source of customers.

For Lulu Direct Standard, the merchant remains the merchant of record and handles customer payments, applicable transaction taxes, store connectivity, and buyer support. ■■■ ■■■■■■■■ ■■■■■■■ ■■■ ■■■■■■■ ■■■■■ ■■■■■ ■■■■ ■■■■■■■■ ■■ ■■■■■■■■ ■■■ ■■■ ■■■■■■■■ ■■■■■■■■■■■ ■■■ ■■■■■■■■ ■■ ■■■■■■■■ ■■■■■■■ ■■■■■ ■■■■■■■■■ These routes do not transfer the same retail responsibilities.

■ ■■■■■■■■ ■■■■■■■ ■■■■■■■ ■■■■■■■■ ■■■■ ■■■■■■■■■■ ■■■ ■■■■■■■■■■■ ■■■ ■■■■■■■■■ ■■■■■■■■■■■■ ■■■■■■■■■■ ■■■■■ ■■■■■■■■■■■■■ If delegating payment administration matters more, evaluate Buy Button separately without assuming customer service is outsourced. Before launch, confirm the required book configuration and shipping destination; advertised global fulfillment does not establish every combination or an unconditional delivery promise.

Sources & Evidence

1. Sell Books On Shopify | Lulu
   - Lulu advertises Shopify-connected printing and shipment, white-label fulfillment, merchant retention of customer data, and fulfillment through a global print network.
2. Terms & Conditions | Lulu
   - Lulu's terms identify Lulu Press, Inc. Standard merchants retain payment, tax, connectivity, and buyer-support responsibilities. Buy Button makes Lulu merchant of record, while general creator customer-service responsibilities remain.
3. Create & Custom Print a Book Online | Lulu
   - Company verification: Lulu offers online custom book printing with multiple book formats.

22.8. Amazon

Amazon participates through KDP's print-on-demand route for paperback and hardcover books, linked to Amazon product listings. Spiral-bound books are excluded. ■■■■ ■■ ■ ■■■■■■■■■■■■■■■■ ■■■■■■■■■■■■■■■■■■■■■■■■■■ ■■■■■ ■■■■■■ ■■■■ ■■■■■■■■ ■■ ■■■■■■■■■■■■■■ ■■■■■■■■■ ■■■■ ■■ ■■■■■■■■■ ■■■■■■■■■■■■

Rights and format determine the available marketplace. KDP's distribution-rights guidance excludes paperback and hardcover distribution on the Brazilian, Indian, and Mexican Amazon marketplaces; it separately notes that an Indian marketplace listing may reflect third-party sellers. ■ ■■■■■■■■ ■■■■■■■■ ■■■■■■ ■■■■■■■■■ ■■■ ■■ ■■■■■■■■■■■■ ■■ ■■■ ■■■■■ ■■■■■■■■■■■■■■■■■■■■■■■■■■■■■ ■■■■■ ■■■■■■■■■■■■

Expanded Distribution is a separate access decision: hardcover books are ineligible, a paperback's ISBN must not already have been submitted for distribution through another service, and distributors, booksellers, and libraries retain acceptance or purchasing discretion. Publishers should check format, territory, and ISBN compatibility before combining channels. ■■■ ■■■ ■■■ ■■ ■■■■■■■■ ■■■■■■■■■■■■■■■ ■■■■■■ ■■■ ■ ■■■■■■■■■■■■ ■■■■■■■■ ■■■■■ ■■■■■■■■ ■■■■■■■■■ ■■■ ■ ■■■■■■■■ ■■■■■■■■■ ■■■■■■■■■■■■ ■■■■■■ ■■ ■■■■■■■■ ■■ ■■■■■■■■ ■■ ■■■■■■■■■■■■

Sources & Evidence

1. Start publishing with KDP
   · KDP offers paperback and hardcover publication with Amazon product detail pages and expressly excludes spiral-bound books.
2. Paperback and Hardcover Distribution Rights
   · KDP distribution depends on territorial rights and format. Its guidance excludes paperback and hardcover distribution on the Brazilian, Indian, and Mexican marketplaces and distinguishes Indian listings supplied by third-party sellers.
3. Expanded Distribution
   · KDP Expanded Distribution excludes hardcover books, requires that the paperback ISBN has not been submitted for distribution through another service, and does not guarantee distributor acceptance or bookseller and library orders.
4. How do I order a proof or author copy?
   · KDP's ordering guidance expressly identifies its business as a print-on-demand model.
5. Amazon.com, Inc. - Form 10-K for the fiscal year ended December 31, 2025
   · Company verification: Amazon's fiscal 2025 Form xx.xx-K establishes Amazon.com, Inc. as the current reporting parent and documents continuing operations.
   · Company verification: The parent-level record supplements, rather than replaces, the captured KDP physical-book printing evidence.
6. Paperback Printing Cost
   · Company verification: Amazon's KDP service prints books on demand and deducts printing charges from author royalties.
   · Company verification: The page explicitly identifies marketplace limitations for paperback and hardcover distribution.

22.9. Posigraf

[illegible] Its book-service portfolio includes binding choices relevant to instructional publications and provides a project quotation route. Publishers can therefore assess a domestic production-and-distribution relationship rather than assuming that international platform procurement is necessary.

Production access must remain separate from access to institutional book purchasing. Brazil's PNLD supplier-registration service is directed to companies holding the relevant copyrights and requires registration of the company and its works. [illegible] Combining printing and distribution may reduce separately managed handoffs when Posigraf accepts the complete assignment. A production-only purchase remains an alternative when the publisher wants to retain its existing distributor; the advertised distribution capability is not a commitment to every destination or fulfillment arrangement.

Sources & Evidence

1. Livros & Materiais didáticos - Posigraf
   - Posigraf advertises printing and distribution of educational, religious, and literary books, lists binding options, and provides a book-project quotation route and Curitiba headquarters contact.
   - Company verification: Posigraf advertises printing and distribution of educational, religious, and literary books.
2. Quem somos - Posigraf
   - Posigraf identifies itself as a Brazilian printing company, states that it is part of Grupo Positivo, and identifies Curitiba as its headquarters.
   - Company verification: Posigraf identifies itself as part of Grupo Positivo.
   - Company verification: The company profile identifies its headquarters in Curitiba, Brazil.
3. Realizar inscrição de fornecedores de livros ao PNLD
   - The federal PNLD registration service is directed to companies holding copyrights in the relevant books and materials and requires registration of the legal entity and works. This supports distinguishing production contracting from participation in the publication purchasing route.

22.10. Blurb

Blurb connects self-service visual-book preparation with a provider-operated selling route. [illegible] For photography, art, corporate, and personal-book buyers, the relevant distinction is between retaining creative preparation and delegating the retail-service interface.

Bookstore listings can be searchable or discoverable through a direct link. This gives creators a choice between public discovery and more targeted circulation to an existing audience. ■■ ■■■■ ■■■ ■■■■■■■■■■ ■■■■■■■■ ■■■■■■■ ■■■ ■■■■■■■■■ ■■ ■■■■■■■■■■■■■ ■■■■■■■ ■■■■■■■ ■■■ ■■■■■ ■■■■■■■■ ■■■■■■■■■■ ■■ ■ ■■■■■■■■■■ ■■■ ■■■■■■■■■■■ ■■■■■■■■■■■■■■■ ■■ ■■■■■■■ ■■■■■■■■■

■■■ ■■■■■■ ■■■ ■■■■■ ■■■■■■■■■ ■■■ ■■■■■ ■■■■■ ■■ ■■■■■■ ■■■■■■■■■ ■■■■■ ■■■■■■■■■ ■■■■■■■■ ■■■■■■■■■ ■ ■■■■■■■■ ■■■■■■■■ ■■■ ■■■■■■■■■■■ ■■■■■■■■■■■■■ ■■■ ■■■■■■■■■ ■■ ■■■■■■■■ ■■ ■■■■■■■■ ■■■■■■■■ ■■■■■■■■■ ■■■ ■■■■ ■■■■■■ Buyers should confirm the selected book format, delivery destination, and service responsibilities before publication, and retain responsibility for approved content and promotion. The advertised tools and bookstore services do not establish comparative reproduction quality or successful sales for an individual title.

Sources & Evidence

1. Sell Your Books Online in the Blurb Bookstore | Blurb
   - The Blurb Bookstore advertises printing, shipping, fulfillment, and customer service for bookstore sales.
   - Creators can choose searchable listings or direct-link visibility and are encouraged to promote their books. These choices do not establish audience demand or confidential access.
2. Blurb BookWright: Free Book Design Software | Blurb
   - BookWright is Blurb's self-service book-design offering for photo books, paperback and hardcover books, and professional portfolios. It supports retaining creative preparation with the creator.
3. Company Profile & Timeline | Blurb
   - Company verification: Blurb describes a platform for producing and selling physical printed books, including print-on-demand services.
4. Copyright Infringement. Blurb Inc. book publishing services | Blurb
   - Company verification: Blurb's legal notice identifies Blurb, Inc. as a division of Reischling Press, Inc.

22.11. Acutrack

Acutrack separates order-level fulfillment from order-triggered printing. Its advertised model prints books ahead, holds inventory in the United States, and connects customer orders from ecommerce platforms to warehouse dispatch. ■■■■■■■■■■ ■■■■■■■■■■ ■■■■■■■■ ■■■ ■■■■■■■ ■■■■■■■■■ ■■■■■■■■ ■■■■■■■ ■■■■■■■■ ■■■■■ ■■■ ■■■■■■■■■■ ■■■■■■■■■■ ■■■■■■■■■■■■ ■■■■ ■■■■■■■■■■■■ ■■■■■■■ ■■■■■■■ ■■■ ■■■■■■■■■■ ■■■■■■■■ ■■■■■■■■■■■■■■ ■■■■ ■■ ■■ ■■■■■■■■■■■■■■■■ ■■■■■■■■ ■■■■■■■■ ■■■ ■■■■■■■ ■■■■■■■■ ■■■■■■■■■■■ ■■ ■■■■■■■■■■■ ■■■■■ ■■■■ ■■■■■■■ ■■■■■■■■■■

The offering also includes inventory visibility, replenishment alerts, returns processing, and account support. Book-related add-ons include collateral, customized packaging, gift wrapping, and merchandise bundled with books. ■■■■■ ■■■■■■■■ ■■■ ■■■■■ ■■■■■■■■■ ■■■■■■■■■■■ ■■■■■■■■ ■■■ ■■■■■ ■■■■■■■ ■■■ ■■■■■ ■■■■■■■■ ■■ ■■■■■ ■■■■■■■■■■ ■■■ ■■■■ ■■■■■■■■ ■■ ■■■ ■■■■■■■■■■ ■■■■■■■■ ■■■ ■■■■■■■■ ■■■■■■■■■■ ■■ ■■■■■■■■■■ ■■■■■■ ■■■■■■■■■ ■■ ■■■■■■■ ■■ ■■■■■■■■■■■ ■■■■■■■■ ■■■■■■■■ ■■ ■■■■■■■■■■ ■■■■■■■■ ■■■■■ ■■■■■ ■■■■■■■■ ■■ ■■■■■■■■■■■

■■■■■■■■ ■■■■■■■■■■■ ■■■■■■■■ ■■■■■■■■■■ ■■■■■ ■■■■■■■■ ■■■■■■■■ ■■■■■■■■■■ ■■■■■■■■■ ■■■■■■■■■ ■■■■■ ■■■ ■■■■■■■■ ■■■■■■■■■■■ ■■■■ ■■■■■■■■■■ ■ ■■■■■■■■■■ ■■■■■■■■■■■ ■■

■■ ■■■■■■ ■■■■■■■■■■ ■■■■■ ■■■■■■■ ■■■■ ■■■■■■■■■■■■ Merchants should establish the governing commitment, stock-availability conditions, order cutoffs, and remedies before making customer delivery promises; warehouse turnaround is not carrier transit. Order-triggered production remains a defensible alternative when avoiding stocked editions matters more than dispatching an already printed book.

Sources & Evidence

1. Book Printing - Acutrack
   - Acutrack advertises book printing with hardcover, paperback, spiral, and Wire-O choices, alongside U.S. warehousing, ecommerce integration, and fulfillment.
   - Company verification: Advertises Acutrack's commercial book-printing and fulfillment services, including hardcover and paperback production.
   - Company verification: Lists corporate headquarters in Livermore, California.
2. Print On-Demand Books | Just-in-Time vs. Book Printing On Demand | Acutrack
   - Acutrack describes its own model as advance printing with inventory-based fulfillment rather than printing after each customer order.
   - The page identifies its corporate headquarters and fulfillment center in Livermore, California. Comparative claims about other providers are not adopted.
3. Global Book Fulfillment Services | Acutrack
   - Acutrack advertises ecommerce-connected fulfillment, inventory dashboards, replenishment alerts, returns processing, and account support.
   - Although the page emphasizes same-day shipping, its detailed service description advertises a guaranteed turnaround of xx.xx hours, including books shipped with collateral. This is a stated service commitment, not independently measured performance.
4. Book Fulfillment Add-On Services | Marketing Collateral | Acutrack
   - Acutrack advertises book-related collateral, customized packaging, gift wrapping, and merchandise bundled with books as fulfillment add-ons.

22.12. e7 Group

■■ ■■■■■ ■■■■■■■■ ■ ■■■■■■■■■ ■■■■■■■■■■■■■■■■■■■■■ ■■■■■■■■■■■ ■■■■■■■ ■■ ■■■■■■■■■■ Its advertised services include textbooks, offset and on-demand digital printing, file-preparation support, binding and finishing, and integrated warehousing, packing, and shipping to clients or end users. The Abu Dhabi service base gives institutional and publishing buyers a documented regional contracting option beyond a print-only handoff.

The group's 2025 report describes cooperation across printing, packaging, and logistics, with Tawzea supporting distribution across the UAE. ■■■■ ■■■■■■■■ ■■■■■■■■■■■ ■ ■■■■■■■■■■■■ ■■■■■■■■■■■■ ■■■ ■■■■ ■■■ ■■■■■■■■■■ ■■■■ ■■■■■ ■■■■■ ■■■■■■■■ ■■ ■■■■■■■■■ ■■ ■ ■■■■■■■■■■■ ■■■■ ■■■■■■ General packaging capability should not be treated as confirmation of a specific book slipcase, boxed set, or recipient-delivery configuration.

For an institutional publication requiring delivery to designated recipients, the buyer should seek a contract that identifies the responsible supplier and assigns warehouse release, packing completeness, delivery acceptance, and remedies. Integration may reduce buyer-managed interfaces if these obligations are accepted together. ■■■■■■■■ ■■■■■■■■■■■ ■■■ ■■■■■■■■■■ ■■■■■■■■■ ■■■■■■■■ ■■■■ ■■■■■■ ■■■■■■■■ ■■ ■■■■ ■■■■■■■■■■■■ ■■■ ■■■■■ ■■■ ■■■■■

■■■■■■■■■■■■ ■■■ ■■■■■■■■ ■■■ ■■■■■■■■ ■■■■■■■■■ ■■■■ ■■■ ■■■■■■■■■■ ■■■■■■■■■■■ ■■■■■■■■■■■■ ■■■■■■■■ ■■■■■■■■■■ ■■■ ■■■■■■■ ■■■■■■

Sources & Evidence

1. Printing Solutions and On-Demand Services in the UAE | e7 Printing
   - e7 Printing advertises textbooks, offset and on-demand digital printing, file-preparation support, binding and finishing, and integrated warehousing, packing, and shipping to clients or end users.
   - The business page identifies an Abu Dhabi, UAE service address; it does not establish every regional destination or specialist book-pack configuration.
2. e7 Group Integrated Report 2025
   - The 2025 integrated report describes cooperation across printing, packaging, and logistics and identifies Tawzea as supporting distribution across the UAE.
   - The disclosure supports assessing a group-coordinated service proposition, not assuming that all capabilities are incorporated in an individual book contract.
   - Company verification: e7 Group's 2025 integrated report establishes the listed e7 Group PJSC reporting identity and continuing book-printing activities.
   - Company verification: The subsidiary disclosure identifies wholly owned United Printing and Publishing - Sole Proprietorship L.L.C as an operating company printing books and other materials.
   - Company verification: The report describes textbook-printing and educational-customer relationships, providing a book-specific commercial bridge distinct from unrelated security and packaging activities.
3. Printing - Secure Printing and Packaging Solutions in the UAE
   - Company verification: e7 advertises book printing, on-demand printing, hardcover binding and integrated fulfillment.
   - Company verification: The service page identifies publishing and educational customers and gives an Abu Dhabi, UAE business address.

22.13. Caxton and CTP Publishers and Printers Limited

Caxton and CTP Publishers and Printers Limited provides a South African book-manufacturing route, with CTP Printers advertising softcover, hardcover, educational, general-interest, and thin-paper religious books. Its book portfolio also lists Wire-O and spiral binding alongside conventional binding and finishing choices. ■■■■ ■■■■■■■ ■■ ■■■■■■■■ ■■ ■■■■■■■■■■ ■■■■■■■ ■ ■■■■■■■■ ■■■■■■■■ ■■■■■■ ■■■■■■■■■ ■■■■■■■■■■ ■■■■■■■■■■■■ ■■■■■■■ ■■■■■■■■ ■■■■ ■■■ ■■■■■■■ ■■■■ ■■■■■■■■■ ■■■■■■■■■■ ■■■■■■■■■■■

■■■■■■■■■■ ■■■■■■■■■■■■ ■■ ■■■■■■■ ■■ ■■■■■■■■■ ■■■■■■■ ■■■ ■■■■■■■■■ ■■■■■■■■ ■■ ■■■ ■■■■ ■■■■■■ ■■■■■■■ ■■■ ■■■■■ ■■■■■■■■■ ■ ■■■■■■■ ■■■■■■■■■■ ■■■■■ ■■■■■■■■■■ ■■■■■■■ ■■■ ■■■■■■■■■ ■■ ■■■■■■■■■■■ ■■■■■■■■■■ ■■■ ■■■■■ ■■ ■■■ ■■■■ ■■■■■■■ ■■■■■ That historical expectation is not evidence that a particular printing order was subsequently placed. Confirmed publisher commissioning and delivery bookings are therefore more defensible commitment triggers than an anticipated curriculum refresh alone.

Buyers should assess the required book format and finishing combination, identify the contracting operation, and establish the delivery undertaking. A local manufacturing relationship can address production sourcing, but does not itself confer access to the educational publication purchaser. ■■■ ■■■■■■ ■■■ ■■■■■■■ ■■■■■■■■ ■■■■■■■■■ ■■■■■■■■■■ ■■ ■■■■■■■ ■■ ■■■■■■ ■■■ ■■■■■■■■■ ■■■■■■■■ ■■■ ■ ■■■■■■■■■■ ■■■■ ■■■■■■■■■ ■ ■■■■■■■■ ■■■■■■■■■■■■ ■■■■■■■■ ■■■■■ ■■ ■■■■■■■■ ■■■■■■■■■■ ■■■■■■ ■■■■ ■■ ■■■■■■■■■■ ■■■■■ ■■■■■ ■■■■■■■■■

Sources & Evidence

1. Book Printing | CTP Printers
   - CTP Printers advertises South African production of softcover, hardcover, educational, general-interest, and thin-paper religious books, with conventional, Wire-O, and spiral binding options.
   - Company verification: CTP Printers advertises hardcover, softcover, educational, general-interest, and religious-book printing and binding in South Africa.
2. Caxton and CTP Publishers and Printers Limited - Integrated Annual Report 2025
   - The group's 2025 annual report describes its book-and-magazine printing activity and a delayed Foundation Phase curriculum rewrite, with an expectation concerning the start of the 2026 school year rather than confirmation of a subsequent printing award.
   - The report discusses packaging operations separately, supporting caution against inferring a particular book-and-pack undertaking from group breadth.
   - Company verification: The official 2025 integrated annual report establishes the Caxton and CTP reporting-group identity.

22.14. Imago Group

Imago Group contributes managed supplier access and coordination for book projects rather than requiring the buyer to assemble every manufacturing relationship directly. ■■ ■■■■■■■■■■ ■■■■■■■■■■■■ ■■■■■■■■■ ■■■■■■■■■■ ■■■■■■■■■■■■■■■ ■■ ■■■■■■ ■■■ ■■■■■■■■■■■■ ■■ ■■■■■■■■■■■■ ■■■■■■■■■■ ■■■■ ■■■■■■■■ ■■■■■■■■■■■■■■■ ■■■ ■■■ ■■■■■■■■■■■ ■■■■■■■■■■ ■■■■■■■■ ■■■■■■■■■■■■■ ■■■ ■■■■■■■■■■■ The relevant capability is the managed production relationship, not an assumption that Imago owns every producing facility.

This route may suit a publisher whose book-and-pack project crosses supplier boundaries and who lacks equivalent in-market representation. Imago's sourcing relationships can reduce the number of manufacturer interfaces the publisher manages. ■■■ ■■■■■■■■■ ■■ ■■■■■■■■ ■■ ■■■■■■■■ ■■■■■■■■ ■■■■■■■■■ ■■■ ■■■■■■■■■■■■■■ ■ ■■■■■■ ■■■■ ■■■■■■■■■■■■ ■■■■■■■■■ ■■■ ■■■■■■■■ ■■■■■■■■■■■■■■■■■■■■■■ ■■■■■■■■■ ■■■ ■■■■■■ ■■■■■■■■ ■■■■■■ ■■■■■■■■■■■

The posted UK and European trading conditions make the accountability boundary material. They identify Imago Publishing Limited, require written order acceptance, describe delivery dates as guidance, and place responsibility for lawful market sale and product safety with the customer. ■■■■■■■■■■■■ ■■■■■■ ■■■■■■■■■ ■■■ ■■ ■■■■■■■■■ ■■ ■■ ■■■■■■■■ ■■■■■■■■■ ■■ ■■■■■■■■ ■■ ■■■■■■■■■■ ■■■■■■■■■ ■■■■■■ ■■■■■■■■■■ ■■■■■ ■■■ ■ ■■■■■■■■■■■■■ ■■■■■■■■■■■■ ■■■ ■■■■■ ■■■■■■ ■■■■■■■■ ■■■ ■■■■■■■■■ ■■■■■■■ ■■■ ■■■■■■■ ■■■■■■■■■ ■■■■■■■■■ ■■■■■■■■■■■■■ ■■■ ■■■■■■■■■■■■■■■ ■■■ ■■■ ■■■■■■■■■ ■■■■■■■■■■■■■ ■■■■■■■■■ ■■■■■■■■■ ■■■■■■■■■ ■■■■■ ■■■ ■■■■■■■■■■■ ■■■■■■■■ ■■■■■■■■■■■ ■■■■ ■■■ ■■ ■■■■■■■■ ■■ ■■■■■■■■■■■■■■■■■

Sources & Evidence

1. Global Print Services | China, Europe, SE Asia, USA & India
   - Imago advertises international supplier sourcing, production representation in Asia, and coordination of book-related projects involving components from several manufacturers.

2. Global Print Production Services | Imago Group | About Us
   · Imago describes managing book production through an international supplier network, with its own supplier-facing teams and oversight services. This establishes an advertised management role, not ownership of every producing facility.
   · Company verification: Imago Group advertises management of international book production for publishers using a network of suppliers.
   · Company verification: Its commercial role includes book printing and related production management rather than an assertion of ownership of every producing plant.
3. Imago Publishing Limited - Terms & Conditions of Trading
   · The document linked for UK and European trading identifies Imago Publishing Limited and requires written order acceptance.
   · Its stated conditions treat delivery dates as guidance and allocate responsibility for lawful sale and product safety to the customer. Applicability and negotiated variations require confirmation for the proposed contract.

22.15. Cloudprinter.com

[illegible] Its textbook catalog includes hardcover, softcover, and ring-bound options, alongside commercial API and ecommerce integration routes. For platforms and enterprise buyers, the documented contribution is a common ordering and routing interface across production locations, rather than a requirement to negotiate each ordinary order manually.

The commercial boundary is narrower than unrestricted network access. [illegible] Buyers should confirm the version governing their proposed relationship rather than treating the published terms as proof of negotiated coverage.

[illegible] Direct printer contracting may be preferable when a specialist configuration or a single supplier's delivery undertaking is more important than network routing. The catalog and network presence establish an advertised route, not acceptance of every proposed order.

Sources & Evidence

1. Print on Demand Custom Textbooks - Cloudprinter.com
   · Cloudprinter.com's physical-book catalog advertises hardcover, softcover, and ring-bound textbooks and presents commercial API and ecommerce integration routes.
   · Company verification: Cloudprinter.com advertises custom textbook production in hardcover, softcover, and ring-bound formats.
   · Company verification: The page provides a commercial order route for physical books.
2. Global Print Network - Cloudprinter.com
   · Cloudprinter advertises an international network of print-and-ship locations and integration access. The network listing does not establish that every location supports every book configuration.

3. Terms & Conditions - Cloudprinter.com
   - The published terms, effective August xx.xx 2021, identify Cloudprinter.com B.V. in the Netherlands and describe routing orders to connected production sites.
   - Product, production-location, and shipping-method support depend on production-site acceptance; some providers may require direct merchant agreements. The terms also assign integration responsibility to the merchant.

22.16. Showcase Creative

[illegible] It advertises slipcases, presentation boxes, boxed sets, and related inserts and wraps for books, special editions, and collectible releases. The relevant buyer is a publisher or production manager seeking presentation packaging without necessarily replacing the book printer.

Its December xx.xx 2024 account of the Fedrigoni xx.xx publication's 2025 edition identifies Showcase Creative as the slipcase producer and separately credits Pression for printing and Diamond Print Services for binding. [illegible] This provides a concrete example of a modular publication project; it is not evidence of an exclusive relationship or acceptance of a new commission.

Separate packaging procurement preserves the publisher's choice of book printer, but creates a book-to-case handoff that must be allocated commercially. The buyer should name the party approving finished-book and packaging compatibility, accepting transferred books, and delivering the complete order. [illegible]

Sources & Evidence

1. Publishing Packaging - Bespoke Luxury Packaging
   - Showcase Creative advertises publishing-specific slipcases, presentation boxes, boxed sets, inserts, and wraps and describes working directly with publishers, designers, and production managers.
2. Celebrating Opposites with Fedrigoni 365 - Bespoke Luxury Packaging
   - Showcase Creative's December xx.xx 2024 account identifies its slipcase production for the 2025 edition of Fedrigoni xx.xx and separately credits Pression for printing and Diamond Print Services for binding.
   - The example documents distinct supplier roles in a publication project, not an available new contract or an exclusive relationship.
   - Company verification: Showcase Creative describes producing slipcases for the Fedrigoni xx.xx book project.
3. An Ode to Creativity: Fedrigoni 365 and the Beauty of Opposites
   - Fedrigoni's own account of its 2025 publication names Showcase Creative among the project collaborators, independently corroborating participation without establishing the terms of any future commission.

22.17. District Photo

District Photo advertises hardcover and softcover books, lay-flat binding options, e-commerce order integration, and fulfillment. Its distinctive relevance to Music Books & Scores comes

through the documented relationship with specialist Halstan. ■■■■■■■ ■■■■■■■■■■ ■■■■■■■ ■■■■■■■ ■■■■■■■■■■ ■■■■■■ ■■■■■■■■■■■ ■■■■■■■■■ ■■■ ■■■■■■■■ ■■■■■■■■ ■■■■ ■■■■■■■■ ■■ ■■■ ■■■■■■ ■■■■■■■ ■■■ ■■■■■■■■ ■■■■ ■■■■■■■■■■ ■■■■■■■■ ■■■■■■■ ■■■■■ ■■■■■■■■ ■■■■■ ■■■■■■■■■ ■■■■■■■■■ ■■■■■■■ ■■■■■ ■■■■■■■■ ■■■■■ ■■■■■■■■■

On June xx.xx 2026, Halstan announced that Harrier had acquired all its UK and German print interests and that its team, customer relationships, and daily operations would continue unchanged. The announcement expressly identifies the District Photo Harrier Group. ■■■■ ■■■■■■■■■■■ ■ ■■■■■■■■■■ ■■■■■■■■■■■ ■■■ ■■■ ■■■ ■■■■■■■■ ■■■■■ ■■■■■■■■■ ■■■■■ ■■ ■ ■■■■■■■■ ■■■■■ ■■■■■■■■■ ■■ ■■■■■■■■■ ■■■■■■■■■■■■ ■■■■■■ ■■■■■■ ■■■■■■■■■■■ ■■■ ■■■■■■■■■ ■■■■■■■■■■■■■■■ ■■■■■■■■■ ■■■■ ■■■ ■■■■■ ■■■■■ ■■■■■■■■■

Music publishers can assess Halstan for coordinated score-and-parts printing and binding, subject to confirmation of project acceptance, the seller, destination coverage, and delivery responsibility. The terms linked by Halstan are headed Harrier LLC, characterize quoted delivery times as estimates, and exclude promotional materials from the contract. ■■■■■■■■■■ ■■■■■■■■■■■ ■■■ ■■■■■■■■■ ■■■■ ■■■ ■■■■■■■■■ ■ ■■■■■■■■■■ ■■■■■■■■■■■ ■■■■■■■■■■■■■■■■ ■■■■■■■■■■■ ■■■■■■■■ ■■■■■■■■■ ■■■■■■■ ■■■■■■■■ ■■■■■■■■■■■ ■■■ ■■■■■■■■ ■■■■■■■ ■■■■ ■■■■■■■■ ■■ ■■■■■ ■■■■■ ■■ ■■■■■■■■■ ■■■■■■■■■■■■■

Sources & Evidence

1. District Photo - Digital Printing & Fulfillment

   · District Photo advertises hardcover and softcover books, lay-flat binding options, e-commerce order integration, and fulfillment. These are company-described offerings rather than evidence that every facility supplies the same configuration. ([districtphoto.com](https://www.districtphoto.com/))

2. Halstan - Music | Print | Publishing

   · Halstan advertises sheet-music printing, orchestral works, scores with parts, hire-library material, and in-house bookbinding. Its contact section identifies offices in the United Kingdom and Germany and lists District Photo among sister operations. ([halstan.co.uk](https://www.halstan.co.uk/))

   · Company verification: Halstan advertises physical book and sheet-music printing with bookbinding and related publisher services.

3. Halstan Becomes Part of the Harrier Group

   · Halstan's June xx.xx 2026 announcement states that Harrier acquired all its UK and German print interests and that its team, customer relationships, and daily operations would continue unchanged. It expressly names the District Photo Harrier Group but does not set out the complete legal ownership chain. ([halstan.co.uk](https://www.halstan.co.uk/halstan-becomes-part-of-the-harrier-group/))

   · Company verification: Halstan's announcement places its business within Harrier and expressly identifies the District Photo Harrier Group.

4. Harrier LLC Terms of Business

   · The business terms linked from Halstan are headed Harrier LLC. They describe quoted delivery times as estimates, exclude promotional materials from the contract, and require signed written variations. Their application to a particular order must be established from that agreement. ([halstan.co.uk](https://www.halstan.co.uk/Terms-And-Conditions.pdf))

22.18. Jostens, Inc.

■■■■■■■ ■■■■■■■■ ■■■■■■■■ ■■■■■■■■ ■■■■■■■■ ■■■■ ■■■■■■■■■■■■ ■■■■■■■■ ■■■■■ ■■■ ■■■■■■■■■■■■ ■■■■■■ ■■■■■■■■■ ■■■■■■■■ ■■■■■■ ■■■■■■■■■■ ■■■■■■■■■ ■■■■■ ■■■■■■■■■■■ ■■■■■■■■ ■■■■■■■■■ ■■■ ■■■■■■■■■■■■ ■■■■■■■ ■■■■■■■■■■■■ ■■■■■ ■■■■■

RESEARCH SAMPLE REPORT

■■■■■■■■ ■■■ ■■■■■■■■ The commercial proposition therefore extends beyond accepting a completed book: it supports the school's publication and ordering program. These advertised functions do not independently establish improved completion or delivery outcomes.

Institutional appointment and individual purchasing remain separate decisions. Roanoke County's July xx.xx 2024 notice of intent to award RCPS Yearbook Printing Services named Jostens alongside other providers. ■■ ■■■■■■■■■ ■ ■■■■■■■■■■■ ■■■■■■■■■ ■■■■■ ■■■ ■■■■■■■■■ ■■■■■■■■■■■ ■■ ■■ ■■■■■■■■■ ■■■■■■■■■■ ■■■■■■■■■■■ ■■■■■■■■■■■ ■■■■■■■■ ■■■■■■■ ■■■■■■■■ ■■■■■■■ ■■■■■■■■■■■■■ ■■■■■■■■■ ■■■■ ■■■■■■■■■■■■■■■ ■■■ ■■■■■■■■■■■ ■■■■■■■■ ■■■■■■■ ■■ ■■■■■■■ ■■■■■■■■■ ■■■■■■■■■ ■■■■ ■■■■■■■ ■■■ ■■■■■■■■■ ■■■■■■■■■■ ■■■■■■■■■■■■ ■■■■■■■ ■■■■ ■■■■■■■■ ■■■■■■■ ■■■■■■■ ■■ ■■■ ■■■■■■■■ ■■■■■■■ ■■ ■■■■■■■ ■■ ■■■ ■■■■■■■■ ■■■■■■■■■

■■■ ■■■■■■■■■ ■■■■■■■■■ ■■■■ ■■■■■■■ ■■■■■■■■ ■■■■■■■■ ■■■■■ ■■ ■■■■■■■■ ■■■■■■■■■■ ■■■ ■■■■■■■■■ ■■■■■■■■ ■■■■■■■■■■■■ ■■■■■■■■■■ ■■■■■■■■■ ■■ ■■■■■■■■ ■■■■■■■■ ■■■■■■■■■ ■■■■ ■■■■■■■■ ■■ ■■■ ■■■■■■■ ■■■■■■■■ ■■■ ■■■■■■■ ■■■■■■■■ ■■■■■■■■■■■■■ Schools should settle deadlines and reuse permissions before adopting the bundle; integrated coordination can conflict with independent reprinting flexibility. The executed school agreement determines the actual commitment.

Sources & Evidence

1. Yearbooks | Jostens
   - Jostens provides school-linked yearbook ordering for students and families. The offering states that personalization availability and advertising options vary by school. ([jostens.com](https://www.jostens.com/yearbooks/students-and-parents/about-yearbooks))
   - Company verification: Jostens maintains a current commercial school-yearbook offering and ordering route.
2. Yearbook Creation Tools | Jostens
   - Jostens advertises Yearbook Avenue planning, page assignment, progress tracking, and submissions. It also describes distribution tools that track payments and book pickups. These are advertised functions, not independent evidence of better school outcomes. ([jostens.com](https://www.jostens.com/yearbooks/advisers-and-staff/creation-tools))
3. Notice of Intent to Award - RFP 2024-098, RCPS Yearbook Printing Services
   - Roanoke County's July xx.xx 2024 notice of intent to award RFP 2024-xx.xx RCPS Yearbook Printing Services, names Jostens Inc. and other providers. The document is an intent notice, not proof of completed delivery or an exclusive appointment. ([roanokecountyva.gov](https://www.roanokecountyva.gov/DocumentCenter/View/xx.xx))
   - Company verification: A July xx.xx 2024 Roanoke County notice of intent to award yearbook-printing services names Jostens Inc.
   - Company verification: The notice establishes a dated buyer-side supplier relationship, not fulfillment or current sales.
4. Jostens Yearbook Agreement Printing Terms
   - Jostens' published agreement form limits digital tools to Jostens production, prohibits third-party printing of tool-created production materials, and conditions shipment on the deadline schedule and timely customer submissions. It does not establish any school's negotiated terms. ([jostens.my.salesforce-sites.com](https://jostens.my.salesforce-sites.com/terms?Lid=YBKUS))
5. Jostens, A Platinum Equity Portfolio Company
   - Company verification: Platinum Equity identifies Jostens as an active portfolio company acquired from Newell Brands in December 2018.
   - Company verification: The portfolio description explicitly includes yearbooks, establishing ownership context for the captured yearbook offering and buyer notice.

22.19. Bubu

Bubu offers a separately commissioned Bookbinding & Finishing relationship: its B2B Print service expressly accepts customer-supplied printed flat sheets for hardcover books, brochures, and flatbooks. Its legal notice identifies Bubu AG in Mönchaltorf, Switzerland. ■■■ ■■■■■■■■ ■■■ ■■■■■■■■■■ ■■■■■■■■■ ■■■■■ ■■■■■■■■ ■■■■■■■■■■■■■ ■■■■ ■■ ■■ ■■■■■■■■■ ■■■■■■■■■■■■■■■■■■■ ■■■■■■ ■■■■■■ ■■■■ ■■ ■■■■■■■■■ ■■■■ ■■ ■■■■■■■■■■ ■■■■■■■■■ ■■■■■■■■ ■■■■■■■■

■■■■ ■■■■ ■■■■■■■■■■ ■■■■■■■■■■■■■■■■■■ ■■■■■■■■ ■■■■■■■■■■■■■■■ ■■■■■■■■ ■■■ ■■■■■■■■■ ■■■■■■■■ ■■■■■■ ■■ ■■■■■■■■ ■ ■■■■■■■■ ■■■■■■■■ ■■■■■ ■■■■■■■■ ■■■ ■■■■■■■■■■ ■■■■ ■■■■■■■■■■■■■ ■■■ ■■■■ ■■■■■■■■ ■■■■■■■■ ■■■■ ■■■ ■■■■■■■■ ■■■■■■■■■■■ ■■■■■■■■■■ ■■■■■■■■■ The consumer-facing photo-book route should not be treated as an interchangeable trade-binding contract. Swiss production and advertised shipping likewise do not establish destination-specific commitments or coverage of every accepted book format.

Where incorporated, the dpsuisse terms linked by Bubu condition delivery deadlines on timely customer inputs and approvals and do not require the company to inspect customer-delivered materials. Buyers splitting printing from binding should agree the handoff, defect responsibility, and shipment commitments before ordering. ■■■■■■■■ ■■■■■■■■ ■■■■■■■■■■ ■■■■■■■■ ■■■■■■■ ■■■ ■■■■■■■■ ■■ ■■■■■■■■■■ ■■ ■■■■■■■■ ■■■■■■■ ■■■■■■■■ ■■■ ■■■■■■■■■■■■ ■■■■■■■■■■ ■■■■■■■ ■■■■■■■ ■■ ■■■■■■■■■ ■■■■■■■■■■ ■■■■■■■■■■■ ■■■■■■■■■ ■■■ ■■■■■■■■■■■■■■■■■ ■■■■■■■■■ ■■■■■■■ ■■■■ ■■■■■■■■ ■■■ ■■■■■■■■ ■■■■■ ■■■■■■■■■■ ■■■■■■■■■■■■■ ■■■ ■■■ ■■■■■■■ ■■■■■■■

Sources & Evidence

1. Print Finishing for B2B Print | Bubu
   · Bubu's B2B Print offering expressly accepts customer-supplied printed flat sheets for hardcover books, brochures, flatbooks, and other printed products. This establishes an advertised external binding and finishing relationship. ([bubu.ch](https://www.bubu.ch/en/solutions/b2b-print/))
2. Divisions | Bubu
   · Bubu describes project-management support, storage, and shipping of finished products. Its divisions page separately presents the Bubu binding business and Bookfactory photo-book offering and identifies Swiss production. It does not establish a specific project's destination coverage. ([bubu.ch](https://www.bubu.ch/en/about-us/divisions/))
3. Legal Information | Bubu
   · Bubu's legal information identifies Bubu AG and its headquarters in Mönchaltorf, Switzerland. This establishes the website's named operating business, not a complete ultimate-ownership assessment. ([bubu.ch](https://www.bubu.ch/en/footer-navigation/legal-information/))
4. T&Cs and Privacy Policy | Bubu
   · Bubu's terms page links to the dpsuisse general terms, establishing the connection between the company offering and the separately inspected commercial conditions. ([bubu.ch](https://www.bubu.ch/en/footer-navigation/agb/))
5. General Terms and Conditions - dpsuisse, July 2023 Version
   · The linked dpsuisse general terms, internally dated July 2023, condition delivery deadlines on timely customer inputs and approvals and disclaim an obligation to inspect customer-delivered materials. Individual contractual arrangements take precedence where these terms are incorporated. ([bubu.ch](https://www.bubu.ch/fileadmin/user_upload/bubu/Downloads/AGB/dpsuisse-AGB_2024_EN.pdf))

6. Bubu - We bind - Bubu
   - Company verification: Bubu's official English business site identifies the Bubu brand and presents a binding business.

23. Companies Covered

Table 748. Global Book Printing & Packaging Services Market, Companies Covered

Company
48 Hour Books
A Good Day To Print
A Impresores
Academy Press Plc
Acutrack
AGOL Ghana Ltd
AGR S.A.
Akonta Printing Works
Al Amrat Print
Al Ghurair Printing and Publishing L.L.C
Al Jazeera Printing Press
Al Khat Printing Press
Al-Ayyam Printing, Press, Publication & Distribution
Alpha & Omega Publications
Amazon
ANEP Groupe
Anthonian Press
APEX PRINT
AQRAT
Arab Printing Press
Arcángel Maggio
Artron Art Group
Asia Pacific Offset
Bell & Bain Ltd
Berhanena Selam Printing Enterprise
Bertelsmann
Bestas Press
Blissetts
Blue Star
Blurb

Table 748 - continued

Company
Book Printing NZ
Book1One
BookBaby
Bookmobile
Books Factory Sp. z o.o.
Booksprint
BR Print
Bradford & Bigelow
Braille Works
Bubu
Buck Press Limited
C & C Joint Printing Co., (H.K.) Ltd.
Cameroon Press and Publishing Company (SOPECAM)
Carvajal S.A.
Caxton and CTP Publishers and Printers Limited
CC Impresores
Central Press
Chemaly & Chemaly
Cimagraf
CJK Group, Inc.
Cloudprinter.com
Coach House Printing
Colorprinter
Compuprint Services Ltd.
Copytech (UK) Ltd
Costa Printing Press
CPI Print
CTPS
Công ty Cổ phần In Trần Phú
D.P.I Ltd
Dafoko Concepts
Dai Nippon Printing Co., Ltd.

Table 748 - continued

Company
Dar Raslan
Dardedze Holografija
Data Reproductions Corporation
Dedrax
Dekker Bookbinding
Delcam Group Africa Ltd
DENONA d.o.o.
Diamond Print Services Ltd
DiggyPOD
Dimograf
District Photo
Docuprint
e7 Group
Eco Packages
Editora Corripio, S.A.S.
Editorial Serviprensa, S.A.
Editura Universitară
EGEM Basım Yayın
Elanders
Elcograf S.p.A.
Emirates Pearl Printing Press
Emirates Printing Press LLC
English Press Limited
Eniath's Printing Company Limited
Erisaac Press
EUROPRESS
Fadaa Services
Fine Print Ltd.
FINIDR s.r.o.
Finzi Usines Graphiques
Fonstat Ltd.
Fredieko Ventures Ltd

Table 748 - continued

Company
Friedrich Pustet GmbH & Co. KG
Friesens Corporation
Frontiers
Generation Press
Geográfica
Ghana Publishing Company Limited
Global Print Services INC
Globus Book Factory
GN Impresos
Gopsons Papers Limited
Gorham Printing
Grafica Veneta
Grano
Graphic Packaging (G-PACK)
Graphius Group
Greenerprinter
Greif
Gremper
Group of Companies Factor
Grupo Editorial Lectio
Grupo Espinosa
Grupo Gómez Aparicio
Grupo Reforma
Gráfica Mosca
gugler*
Gutenberg Beuys Feindruckerei
Hemlock Printers
Hemming Way
HF Group, LLC
Hieroglyphics Signage & Printing
Himmer GmbH
HK Printing Group, Ltd.

Table 748 - continued

Company
Hobbs The Printers Ltd
Hume Media Inc
Hung Hing Printing Group Limited
Imago Group
İmak Ofset Basım Yayın
Imprenta Mariscal
Impresos Múltiples, S.A. de C.V.
Imprimerie El Maaref
Imprimerie El Maârif Al Jadida
Imprimerie Gauvin Ltée
Imprimerie Graphi Plus
Imprimerie Keur Khadim Rassoul
Imprimerie Najah El Jadida
Imprimerie Pollina
Imprisud
Indústria Gráfica Santa Marta
Ingram Content Group
Inkservice
INNI group
InsideData
InstantPublisher
iPrint
Ipsis
Jana albelad Group
Jangal Printing House
Jaykay Industries+ Investments Ltd.
Jelgavas tipogrāfija
Jiangsu Fenghuang Xinhua Yinwu Jituan Youxian Gongsi
Jorein Ltd
Jostens, Inc.
King Printing Co., Inc.
Kompap

Table 748 - continued

Company
Kompas Gramedia
Koopia Niini ja Rauam
KOPA
Kyodo Printing Co., Ltd.
Lakeside Book Company
Latinas Editores Ltda.
Lebone Litho Printers (Pty) Ltd
Leo Paper Group
Les Impressions Stampa
Les Imprimeries (IN)
Liberdúplex
Libri GmbH
Librix Print
Lidergraf
Lion Rock Group Limited
Litografía e Imprenta LIL, S.A.
Litografía López
Litoprocess
Livonia Print
Lollipop Print
Lulu
M+N Advertising&Printing Services
Magma Press
Maiden Publishing House Ltd
Malls Berg Press Ltd
Manipal Technologies Limited
Markono Print Media Pte Ltd
Masterlitho
Matsaş
Matsis Matbaa Sistemleri
Mazoon Printing, Publishing & Packaging LLC
Mega Basım

Table 748 - continued

Company
Milian Editores
Narayana Press
National Printing Company Limited (KIUTA)
Nawadurga Printing Support
NEOGRAFIA
Nest Printing
NEW PANAM
New Vision Printing and Publishing Company Limited
Njagi (U) SMC Limited
Nouvelle Imprimerie Laballery
Novus Holdings
Nutech Print Services - India
Obeikan Investment Group
Offset Santiago
Ofset Yapımevi
Ograma
Oriental Press
Otavan Kirjapaino Oy
Pakett
Panamericana Formas e Impresos S.A.
Pareto-Print
Pauker
PBtisk a.s.
Pear Tree Press
Peecho
Pegasus
Phoenix Welwitschia Printing Ltd
Picfare
Plural
PNB Print
Polykrome
Posigraf

Table 748 - continued

Company
Pozkal
Print Best OÜ
Print Innovation Limited
Print on Demand
Print.sa
Printcare Agile
Printflow Private Limited
Printing Ventures
Printiv
PrintNinja LLC
Printon AS
Prodigi
Promat
Prosperous Printing Company Limited
Précigraph
Publishers Graphics
Pumbo.nl
Raidy Printing Group
Ramco Group
Regiset, S.A.
Replika Press Pvt. Ltd.
Repro India Limited
Rotolito S.p.A.
RR Donnelley
Sahara Printing Company
ScandBook
Shanghai QinQin Printing Company Ltd.
Shenzhen Jinhao Color Printing Co., Ltd.
Sherkat-e Offset
Showcase Creative
Simpact
Sirivatana Interprint Public Company Limited

Table 748 - continued

Company
Sodpress
Soei Tosho Insatsu Kabushiki Kaisha
Solisco
Southern Voices Printing Press
Starlite Holdings Limited
Sterling Pierce Co, Inc
Strawbridge Studios, Inc.
Tallinn Book Printers
Tara TPS
Tarocube
The CopyPress
The House Printers Corporation
Thomson Press India Private LTD
Thomson Reuters
Times Publishing Limited
TOPPAN Leefung
Totem
TPS Printing
Tverskoy Poligraficheskiy Kombinat Detskoy Literatury
UAB BALTO print
UICLAP
Varsity Brands
Versa Press, Inc.
Vigor Printing Sdn Bhd
Vivar Printing Sdn Bhd
Walsworth
Westerfield-Bonte
Wilco BV
Wing King Tong Printing Group
Yaliam Press Ltd
Zhiyan Iraq
Zimpapers

Table 748 - continued

Company
□□□□□□□ □□□□
□□□□ □□□□
□□□□□□ □□□□□□□ □□□□□ □□□□□

Sources & Evidence

1. Report to confirm compliance with Bill S-211 - Friesens Corporation - April 29, 2025
   - Company verification: The 2025 statutory supply-chain report identifies Friesens Corporation as a Manitoba-registered, employee-owned company manufacturing printed books in Canada.
   - Company verification: The report identifies two book-manufacturing facilities in Altona and domestic and international sales.
2. CJK Group Propels Sheridan to New Heights with Strategic Rebranding of Kodi Collective
   - Company verification: The corporate announcement identifies Chris Kurtzman as owner and CEO of CJK Group, Inc.
   - Company verification: It places Sheridan and the integrated Kodi offset facilities within CJK's operating representation.
   - Company verification: CJK describes integrating Kodi Collective offset-print facilities into the Sheridan brand.
   - Company verification: The announcement identifies CJK Group, Inc. as the parent of Sheridan and other service businesses.
3. Sheridan Introduces Next-Generation HP Technology to advance digital print quality
   - Company verification: A June xx.xx 2026 corporate announcement documents continuing investment in Sheridan's digital-print business, corroborating active operations within CJK.
4. Ingram Content Group - About
   - Company verification: Ingram Content Group identifies itself as part of Ingram Industries.
   - Company verification: Its corporate record identifies Lightning Source within its printing and distribution footprint.
5. Share & Sell Terms of Sale
   - Company verification: Terms updated April xx.xx 2026 identify Lightning Source LLC, Ingram Content Group UK Ltd, and Ingram Content Group Australia Pty Ltd as transaction counterparties.
6. Ingram Content Group at Frankfurt Book Fair
   - Company verification: Ingram's October 2026 Frankfurt Book Fair presentation markets print-on-demand and distribution services together.
   - Company verification: The presentation separately identifies the Lightning Source Sharjah joint-venture route, rather than describing every location as wholly owned.
7. Elanders Print & Packaging - Elanders Group
   - Company verification: Elanders' operating-business page supplies fiscal 2025 operating information for Print & Packaging and identifies its European and United States presence.
   - Company verification: This provides dated operating context for the separately captured dedicated book-printing offering; broader division revenue is not treated as book revenue.
   - Company verification: Elanders identifies Print & Packaging as a group operation serving printed-material and packaging customers.
   - Company verification: The operation reports a presence across several European countries and the United States.

8. Bertelsmann Marketing Services
   - Company verification: Bertelsmann's Marketing Services page supplies fiscal 2025 operating information for the division containing its book-printing businesses.
   - Company verification: The division is a consolidated Bertelsmann representation, not a separate additional candidate.
   - Company verification: Bertelsmann identifies wholly owned Marketing Services as including book-printing businesses in Germany and the United States.
   - Company verification: The disclosed operation includes Mohn Media, GGP Media, and the U.S. Book Printing Group.
9. Lakeside Book Company Acquires Marquis Book Printing, Inc.
   - Company verification: Atlas' June xx.xx 2023 transaction announcement connects Lakeside with Atlas-owned LSC Communications.
   - Company verification: It places Marquis within Lakeside's book-manufacturing representation and identifies the acquired Canadian production business.
10. Our History - Walsworth
    - Company verification: Walsworth identifies continuing family ownership, school-yearbook and commercial-book businesses, and multiple Midwest operating facilities.
    - Company verification: Its history distinguishes the printing business from its separately described specialty-publishing activity.
11. Andy Billett - Walsworth
    - Company verification: Walsworth reports acquiring Documation on January xx.xx 2025 and integrating the print-on-demand operation as Walsworth - Eau Claire.
    - Company verification: This supplies a dated operating-perimeter update without creating a separate acquired-company representation.
12. Amazon.com, Inc. - Form 10-K for the fiscal year ended December 31, 2025
    - Company verification: Amazon's fiscal 2025 Form xx.xx-K establishes Amazon.com, Inc. as the current reporting parent and documents continuing operations.
    - Company verification: The parent-level record supplements, rather than replaces, the captured KDP physical-book printing evidence.
13. We've produced our 500,000,000th book!
    - Company verification: FINIDR's June xx.xx 2025 business announcement identifies Jaroslav Drahoš as owner.
    - Company verification: It identifies a recently manufactured book and the external German publishing customer WondaVersum GmbH, corroborating active international book production.
14. ScandBook Holding AB - Delårsrapport tredje kvartalet 2025
    - Company verification: ScandBook Holding AB's November xx.xx 2025 interim report states that the Nörhaven Book transaction closed in Viborg on October xx.xx 2025.
    - Company verification: The report documents the continuing book-production group and the acquired business's integration, resolving the earlier announcement-only closing qualification.
15. e7 Group Integrated Report 2025
    - Company verification: e7 Group's 2025 integrated report establishes the listed e7 Group PJSC reporting identity and continuing book-printing activities.
    - Company verification: The subsidiary disclosure identifies wholly owned United Printing and Publishing - Sole Proprietorship L.L.C as an operating company printing books and other materials.
    - Company verification: The report describes textbook-printing and educational-customer relationships, providing a book-specific commercial bridge distinct from unrelated security and packaging activities.

16. Academy Press Plc - Consolidated and Separate Audited Financial Statements for the year ended March 31, 2025
    - Company verification: Academy Press' audited financial statements for the year ended March xx.xx 2025 establish its Nigerian public-company identity and continuing operations.
    - Company verification: The directors identify educational and general-book printing as company activities and distinguish subsidiaries' security-printing and packaging activities.
    - Company verification: The filing supplies shareholder and consolidation disclosures supporting assessment at the Academy Press reporting level.
17. Kyodo Printing Group Corporate Report 2025
    - Company verification: Kyodo Printing's Corporate Report 2025 establishes continuing group operations and publication printing within its Information & Communication business.
    - Company verification: The report supports the Kyodo Printing parent representation; unrelated industrial and security products are not counted as book services.
18. Jostens, A Platinum Equity Portfolio Company
    - Company verification: Platinum Equity identifies Jostens as an active portfolio company acquired from Newell Brands in December 2018.
    - Company verification: The portfolio description explicitly includes yearbooks, establishing ownership context for the captured yearbook offering and buyer notice.
19. Prodigi acquires cloud printing platform Peecho
    - Company verification: Prodigi's April xx.xx 2024 announcement states that it acquired Peecho and describes Peecho's photo-book print-on-demand business.
    - Company verification: The ownership relationship prevents treating Peecho as an independent economic competitor alongside a consolidated Prodigi representation.
    - Company verification: Prodigi publicly identifies Peecho as an acquired business, establishing overlap between the two staged representations.
20. FAQ: About Prodigi
    - Company verification: Prodigi's current FAQ specifies December 2023 as the acquisition period for Peecho; the April 2024 article is the announcement date.
    - Company verification: The FAQ continues to describe Peecho's personalized photo-book business within the group.
    - Company verification: Prodigi describes a hybrid fulfillment model combining in-house facilities and external manufacturing partners.
    - Company verification: Its FAQ identifies Peecho as an acquired group business, rather than an unrelated platform.
21. About - Kompap.pl
    - Company verification: Kompap's corporate page identifies OZGraf and BZGraf within its group and describes their book, album, and textbook-printing businesses.
    - Company verification: The page supports a group-level book-service role and European customer presence without establishing a market ranking.
22. Druk dziełowy i usługi poligraficzne - Kompap.pl
    - Company verification: Kompap's dedicated commercial page offers book, album, and publication printing through OZGraf and BZGraf.
    - Company verification: This resolves the previously missing inspected book-offering support, but does not itself reconcile current legal reorganization or ownership.
23. Liberdúplex - LinkedIn company profile
    - Company verification: Liberdúplex's company-maintained public profile identifies printing and binding, book-related specialties, and a Barcelona-area headquarters.
    - Company verification: The profile states membership in Grupo Editorial Prensa Ibérica; this is self-reported ownership context, not registry verification or proof of current deliveries.

24. Book Printing & Manufacturing Services | Lakeside Book Company
    - Company verification: Lakeside Book Company advertises offset and digital book printing, binding, and finishing.
    - Company verification: Its offering includes slipcases, boxed sets, and kits on a North American production platform.
25. LAKESIDE BOOK COMPANY ACQUIRES MARQUIS BOOK PRINTING, INC.
    - Company verification: Lakeside announced its acquisition of all outstanding Marquis Book Printing shares on June xx.xx 2023.
26. Sheridan - CJK Group
    - Company verification: CJK identifies Sheridan among its companies and describes book-printing operations at multiple U.S. locations.
    - Company verification: The listed services include book binding, kitting, and fulfillment.
27. Print-On-Demand
    - Company verification: Ingram offers book print-on-demand through Lightning Source.
    - Company verification: The service combines production with publisher-direct supply, distribution, and drop shipping.
28. Friesens Book Printing | Quality Solutions for Every Project
    - Company verification: Friesens advertises printed-book manufacture for publishing houses, independent publishers, universities, museums, and galleries.
    - Company verification: Its book-business page identifies customer service coverage in Canada and the United States.
29. Services | CPI Print | From printing to delivery
    - Company verification: CPI offers on-demand book services, stock replenishment, and an international production network.
    - Company verification: CPI names BR Print as a U.S. partner in its international print network.
    - Company verification: CPI names Publishers Graphics as a U.S. partner in its international print network.
    - Company verification: CPI names Pegasus as an Australian partner in its international print network.
    - Company verification: CPI names Replika Press as an Indian partner in its international print network.
30. We print books, journals and catalogues
    - Company verification: CPI advertises book printing and binding for trade, self-publishing, academic, and professional publishing customers.
31. Book Printing - Elanders Print & Packaging
    - Company verification: Elanders maintains a dedicated commercial book-printing offering.
32. Privacy Policy - Clays
    - Company verification: Clays identifies itself as wholly owned by Elcograf S.p.A., within Pozzoni S.p.A.
    - Company verification: Clays describes manufacturing monochrome paperback and hardback books for UK publishing customers.
33. About - Clays
    - Company verification: Clays describes book manufacture together with digital services, pre-retail services, and distribution.
34. Home - Rotolito
    - Company verification: Rotolito identifies book printing and binding as a core business for Italian and international publishers.
    - Company verification: The page identifies the operating company as ROTOLITO S.p.A.
35. Paper Products | Leo Paper Group
    - Company verification: Leo Paper Group's catalog includes trade, children's, educational, and pop-up books.
    - Company verification: The same catalog identifies packaging, boxes, gift books, and activity products.

36. Books - Hung Hing Printing Group Limited
    - Company verification: Hung Hing advertises book production for publishers worldwide.
    - Company verification: Its book portfolio includes children's board books and conventional trade books.
37. Lion Rock Group Limited - Environmental, Social and Governance Report 2025
    - Company verification: Lion Rock's 2025 group report identifies printing-service customers including international book publishers and educational publishing businesses.
38. Joint Announcement - Completion of Transaction Relating to the Issued Shares of OPUS Book Printing Group Holdings Pty Ltd
    - Company verification: The joint filing states that OPUS Book Printing Group Holdings Pty Ltd became wholly owned by Lion Rock upon completion on September xx.xx 2026.
39. 中華商務聯合印刷有限公司 - 公司簡介
    - Company verification: C&C's company profile describes book, commercial, and packaging printing, with operations in Hong Kong and mainland China.
    - Company verification: The English footer uses C & C Joint Printing Co., (H.K.) Ltd.; the Chinese profile uses a group identity.
40. 中華商務聯合印刷有限公司 - 書刊與商業印刷
    - Company verification: C&C advertises hardback, softcover, children's, and other book formats.
    - Company verification: The commercial page identifies a production network serving domestic and overseas customers.
41. Overview
    - Company verification: Repro describes offset book printing, print-on-demand, physical distribution, and related publisher services.
    - Company verification: Its overview identifies Indian production locations and domestic and international publishing customers.
42. About Us | Markono - Asia’s Trusted Print, Fulfilment & Supply Chain Partner
    - Company verification: Markono describes Singapore-based book printing, warehousing, fulfillment, and distribution for publishers reaching Asian readers.
    - Company verification: The page identifies Markono Print Media Pte Ltd.
43. Thomson Press India Private LTD (Formerly known as Thomson Press (India) Limited)
    - Company verification: Thomson Press advertises trade, educational, children's, art, legal, and religious book printing, including on-demand services.
    - Company verification: The site identifies the current business as Thomson Press India Private LTD, formerly Thomson Press (India) Limited.
44. Book Printing - Walsworth
    - Company verification: Walsworth maintains a dedicated book-printing commercial offering.
45. Create & Custom Print a Book Online | Lulu
    - Company verification: Lulu offers online custom book printing with multiple book formats.
46. Paperback Printing Cost
    - Company verification: Amazon's KDP service prints books on demand and deducts printing charges from author royalties.
    - Company verification: The page explicitly identifies marketplace limitations for paperback and hardcover distribution.
47. Core Print Solutions: Full-service book printer for book publishers
    - Company verification: Thomson Reuters markets Core Print Solutions as a full-service book printer for publishing customers.
    - Company verification: The offering includes binding, kitting, warehousing, and distribution services.
48. High-quality book production - Livonia Print
    - Company verification: Livonia Print advertises book-production services and invites commercial book-project inquiries.

49. FINIDR Producer of Books- FINIDR.com
    - Company verification: FINIDR identifies its operating business as FINIDR s.r.o. and advertises hardback and paperback production.
    - Company verification: Its stated services include printing, binding, finishing, logistics, and distribution.
50. Custom Book Printing Services | BookBaby
    - Company verification: BookBaby offers custom hardcover and softcover book printing.
    - Company verification: Its commercial page states that the printed books are made in the United States.
51. Livros & Materiais didáticos - Posigraf
    - Company verification: Posigraf advertises printing and distribution of educational, religious, and literary books.
52. Collaboration between printers, publishers and authors is the key to a ‘good read’ - Novus Holdings
    - Company verification: An older Novus company article discusses book-printing services provided by Novus Print, a division of Novus Holdings.
    - Company verification: The article supports historical participation but does not establish the full current operating position.
53. Versa Press, Inc.About Us - Versa Press, Inc.
    - Company verification: Identifies Versa Press, Inc. as a family-owned business in East Peoria, Illinois.
    - Company verification: Describes book and catalog manufacturing for publishers and identifies trade, religious, educational, university, and other publication customers.
54. 0ne-Stop Book Printing Book Printer Company
    - Company verification: Identifies King Printing Co., Inc. as a book printer and states that it celebrated its 47th anniversary in 2025.
    - Company verification: The company footer identifies it as a Chinai company.
55. About Bookmobile, Serving Book Publishers Since 1982 | Bookmobile
    - Company verification: Identifies Bookmobile as an independently owned Minneapolis business providing book printing and related publisher services.
    - Company verification: Advertises hardcover and paperback production, including custom slipcases.
    - Company verification: Reports that Michael Shoemaker became owner and CEO of Bookmobile and Itasca Books in June 2026.
56. About 48 Hour Books - The World's Fastest Book Printing Company
    - Company verification: Identifies xx.xx Hour Books as a commercial book-printing service for authors.
    - Company verification: Describes its book printing, binding, and customization offering and identifies its Ohio headquarters.
57. Book Printing - Acutrack
    - Company verification: Advertises Acutrack's commercial book-printing and fulfillment services, including hardcover and paperback production.
    - Company verification: Lists corporate headquarters in Livermore, California.
58. About Us | Details on PrintNinja | Offset Printing with PrintNinja
    - Company verification: Describes PrintNinja's international offset-printing business serving creators, publishers, and businesses with books and related printed products.
    - Company verification: Explains its China-linked business origins and a team spanning two continents; this does not establish U.S. manufacture.
59. About DiggyPOD | 36 Years of Expert Book Printing | Since 1988
    - Company verification: Identifies DiggyPOD as a hybrid-publishing and book-printing business serving authors, entrepreneurs, and small publishers.
    - Company verification: Describes physical book production as part of its publicly offered author services.

60. About Data Reproductions Corporation | Family-Owned Printing & Book Manufacturing Experts
    - Company verification: Identifies Data Reproductions Corporation as a family-owned Michigan book and catalog manufacturer.
    - Company verification: States that it serves publishers, authors, and corporations across North America and offers post-print services.
61. Leading Digital Book Printing NY - Sterling Pierce Co, Inc
    - Company verification: Identifies Sterling Pierce Co, Inc as a family-owned book manufacturer and printer in East Rockaway, New York.
    - Company verification: Advertises short-run digital books, bound galleys, and advance reader copies for publishing customers.
62. Westerfield-Bonte, Local Printing Company Louisville KY, Book Printers
    - Company verification: Advertises Westerfield-Bonte's short-run digital book-printing business in Louisville, Kentucky.
    - Company verification: Includes book-publisher customer accounts describing its book-production service.
63. Short Run Book Printing
    - Company verification: Advertises short-run book printing with an in-house bindery.
    - Company verification: Identifies Greenerprinter as family-owned and operated in Richmond, California.
64. Black-Owned Online Book Printing Company in Baltimore, MD | A Good Day to Print | A Good Day To Print
    - Company verification: Identifies A Good Day To Print as a Black-owned, family-operated book-printing platform based in Baltimore, Maryland.
    - Company verification: Advertises book printing, binding, finishing, online ordering, and nationwide delivery.
65. InstantPublisher: Affordable Self-Publishing & Book Printing Services - Instantpublisher.com
    - Company verification: Advertises InstantPublisher's U.S.-based book-printing and self-publishing services.
    - Company verification: Describes the business as a fourth-generation family-owned book-printing company.
66. HF Group, LLC
    - Company verification: Identifies HF Group, LLC and advertises binding, short-run digital printing, and print-on-demand book production.
    - Company verification: Lists U.S. operating locations.
    - Company verification: A March xx.xx 2026 notice identifies division sales to Kofile Technologies and a transfer of library-binding work from North Carolina to Indiana.
67. Les gouvernements du Québec et du Canada investissent 4,14 M$ pour aider l'Imprimerie Gauvin à accroître sa productivité - Canada.ca
    - Company verification: The February xx.xx 2025 government announcement identifies Imprimerie Gauvin as a Gatineau family business specializing in books for publishers and university presses.
    - Company verification: Identifies André Gauvin and Patricia Latour as co-owners and describes Canadian and international customers.
68. Home :: Imprimerie Gauvin
    - Company verification: The English-language commercial site identifies Imprimerie Gauvin Ltée and a Gatineau, Quebec address.
    - Company verification: Advertises softcover books in short and medium runs and on demand for publishing customers.
69. Print Portfolio - View the Latest in Print Excellence - Hemlock Printers
    - Company verification: Hemlock's commercial portfolio explicitly advertises book production for artists, photographers, authors, poets, and galleries throughout North America.
70. Hemlock Printers History - Company Milestones over 50 Years
    - Company verification: Documents Hemlock Printers Limited's incorporation and Canadian operating history in Burnaby.
    - Company verification: Documents historical U.S. sales offices, distinguishing sales presence from manufacturing.

71. Printing projects | Solisco printer
    - Company verification: Imprimerie Solisco's commercial portfolio advertises comic-book printing and tourism publications including travel books.
72. About | Solisco printer
    - Company verification: Identifies Solisco's printing-business origins with two entrepreneurs from Beauce in 1991.
    - Company verification: Describes its continuing commercial printing business and customer relationships.
73. Les Impressions Stampa - Nos Produits
    - Company verification: Les Impressions Stampa's official catalog lists books among products available for online purchase; the page does not independently resolve its legal ownership or operating location.
74. Hume Media Inc
    - Company verification: Identifies Hume Media Inc and describes Canadian digital-printing, design, and mail services.
    - Company verification: This page does not establish a book-specific offering.
75. Grupo Espinosa
    - Company verification: Identifies Grupo Espinosa's Mexican and international publishing-industry printing and finishing business.
    - Company verification: Identifies Litográfica Ingramex and Compañía Editorial Ultra within the group and describes book-printing and binding activities.
    - Company verification: Lists a Mexico City business address.
76. Productos | Litoprocess
    - Company verification: Litoprocess advertises art and school books in hardcover and softcover formats.
    - Company verification: The page lists a Naucalpan, State of Mexico address and identifies LITOPROCESS SA de CV in its footer.
    - Company verification: Its broader packaging offerings are not assumed to be book-related.
77. Impresión de Libros en México | Hacemos libros | Milian Editores
    - Company verification: Milian Editores advertises book printing in Mexico using on-demand, digital, and offset commercial production.
    - Company verification: Identifies authors, publishers, institutions, and brands as customer groups.
78. CC Impresores
    - Company verification: CC Impresores identifies itself as a Mexican commercial printer of books and magazines serving authors and publishers.
    - Company verification: Advertises digital on-demand and offset printing and lists a Mexico City business address.
79. About | BR Printers - US Printing Company
    - Company verification: BR Printers identifies a U.S. operating network and acquisitions including National Graphic Solutions and C.J. Krehbiel.
    - Company verification: These facts support a probable identity-resolution path for the protected BR Print lead, but do not establish exact legal-name equivalence.
80. Publishing Solutions for Educational Content Providers | BR Printers
    - Company verification: BR Printers advertises book printing, finishing, fulfillment, logistics, and educational-publisher support.
    - Company verification: Advertises related warehousing, picking, kitting, and packaging services; the captured BR Print identity remains subject to alias confirmation.
81. A Ipsis - Ipsis
    - Company verification: The company profile describes Ipsis's editorial and art-book production business in the Brazilian market.

82. Indústria Gráfica Santa Marta | Página Inicial
    - Company verification: The official editorial portfolio offers art books, educational materials, and reading books.
    - Company verification: The business identifies its headquarters in João Pessoa, Paraíba, Brazil.
83. Imprimindo histórias Geo Gráfica e editora
    - Company verification: The official graphic-services site identifies Geográfica, provides a commercial quotation route, and links its publishing business.
    - Company verification: This record supports the integrated business identity, not a fully resolved external book-manufacturing role.
84. Inicio | docuprint-es
    - Company verification: Docuprint advertises physical book printing through Livriz.
    - Company verification: Its official business page provides a Buenos Aires, Argentina, address.
85. Industrias - GRÁFICA MOSCA
    - Company verification: Gráfica Mosca includes books in its commercial printing portfolio.
    - Company verification: The business describes service to Uruguay and regional customer projects.
86. AImpresiones - Impresiones digital
    - Company verification: A Impresores advertises book printing in hardcover and softcover formats.
    - Company verification: The offering identifies the business as a printer in Santiago, Chile.
87. Ograma - Galería
    - Company verification: Ograma's official gallery identifies books printed for external customers.
    - Company verification: The displayed projects include dated historical examples and do not independently establish current sales.
88. Soluciones de Comunicación - Carvajal S.A.
    - Company verification: Carvajal's group portfolio identifies its Soluciones de Comunicación business in Colombia.
    - Company verification: That business offers digital editorial printing of books, educational texts, and related publications.
89. IMPRESIÓN PLANAS
    - Company verification: Panamericana Formas e Impresos advertises books within its sheetfed printing portfolio.
    - Company verification: The official commercial page identifies the Colombian business and its customer-contact route.
90. Editorial Cimanews - Cimagraf
    - Company verification: Cimagraf advertises educational books, other physical books, hardcover offerings, and on-demand book production.
    - Company verification: Its editorial business page provides an Ate, Lima, Peru, contact address.
91. Imprenta Mariscal - Productos y Servicios
    - Company verification: Imprenta Mariscal's official commercial portfolio offers art books and school texts.
    - Company verification: The page separately advertises other printing and packaging services; those unrelated services are not automatically included in the book-centered market.
92. Nuestros servicios | Editorial Serviprensa, S.A
    - Company verification: Editorial Serviprensa, S.A. publicly offers offset printing, digital printing, and finishing.
    - Company verification: This page supports the printing-service business but does not by itself resolve its current book-specific production perimeter.
93. Inicio - Imprenta y Litografía LIL - Impresión de Libros Costa Rica
    - Company verification: Litografía e Imprenta LIL, S.A. identifies its Costa Rican business and advertises educational and children's book production.
    - Company verification: It also describes logistics serving destinations in Central America, the Caribbean, and South America.

94. Masterlitho - Imprenta de calidad certificada
    - Company verification: Masterlitho identifies itself as a Costa Rican printing business.
    - Company verification: Its commercial portfolio offers book printing using offset and digital services.
95. Editora Corripio, S.A.S - Impresión que prestigia al país
    - Company verification: Editora Corripio, S.A.S. advertises book printing.
    - Company verification: The company identifies Grupo Corripio affiliation and service to the Dominican Republic and Caribbean region.
96. Eniath's Printing
    - Company verification: Eniath's Printing Company Limited identifies itself as family owned and operated.
    - Company verification: The company advertises book production and describes its Trinidad and Tobago and English-speaking Caribbean business role.
97. AGR S.A. Industria gráfica
    - Company verification: AGR S.A.'s official portfolio advertises printed publications and customized boxes or packaging.
    - Company verification: The inspected portfolio does not establish a book-specific offering.
98. Quem somos - Posigraf
    - Company verification: Posigraf identifies itself as part of Grupo Positivo.
    - Company verification: The company profile identifies its headquarters in Curitiba, Brazil.
99. Bell & Bain are Specialists in Book Printing
    - Company verification: Identifies Bell & Bain Ltd as an independent book and journal printer and binder operating from Scottish production facilities.
    - Company verification: Describes book work for trade and institutional publishers and reports a 2019 merger with J. Thomson Colour Printers.
100. Sustainable Printing & Distribution Services - Hobbs
    - Company verification: Identifies Hobbs The Printers Ltd and its United Kingdom business address.
    - Company verification: Advertises paperback and hardback printing, print-on-demand, book warehousing, fulfillment, and distribution services.
101. À PROPOS
    - Company verification: Describes Imprimerie Pollina's French book-printing and finishing business and its continuing Chasnais site.
    - Company verification: Presents the business as a family enterprise with successive generations involved in its development.
102. nouvelle imprimerie laballery
    - Company verification: Advertises book-production services under Nouvelle Imprimerie Laballery.
    - Company verification: Describes the 2016 takeover of Floch and the complementary book-production roles of the operations.
103. Home | Gómez Aparicio
    - Company verification: Advertises Gómez Aparicio's book-production services, including hardcover and short-run digital offerings.
    - Company verification: Connects the group business to Casarrubuelos in the Madrid area.
104. Главная
    - Company verification: Identifies the Pareto-Print printing business and its Tver-area address.
    - Company verification: Describes its commercial activity as book and magazine printing.
105. ScandBook acquires Nörhaven Book
    - Company verification: The September xx.xx 2025 announcement describes ScandBook's production of hardcover, softcover, and paperback books through Swedish and Lithuanian businesses.
    - Company verification: Announces an all-share acquisition of Nörhaven Book A/S and Bjerringholm Ejendomme ApS, while stating that customary closing conditions remained.

106. En ledande nordisk boktryckarkoncern
    - Company verification: ScandBook Holding's official site identifies the group as a book printer with operations in Sweden, Denmark, and Lithuania.
107. Book printing and binding - Jelgavas tipogrāfija
    - Company verification: Advertises book printing, binding, and post-processing under the Jelgavas tipogrāfija identity.
    - Company verification: States that finished products are delivered in Latvia and throughout Europe.
108. PNB Print | Contact Printing House for Books and Magazines
    - Company verification: Identifies PNB Print's Latvian business address and company tax identifier.
    - Company verification: Lists sales contacts serving Germany, Luxembourg, Belgium, and France for its book-printing business.
109. PNB Print | Printing House for Books and Magazines
    - Company verification: Presents PNB Print's commercial offering as a printing house for books and magazines.
110. dardedze.lv
    - Company verification: Advertises book-printing services under Dardedze Holografija.
    - Company verification: Publishes customer statements describing book-production relationships with Swedish and Danish publishers, including children's books.
111. Print Best | High-Quality Sustainable Book Printing in Estonia
    - Company verification: Identifies Print Best OÜ, its Estonian registration number, and its Viljandi business address.
    - Company verification: Advertises book manufacture with printing, binding, and logistics services for customers internationally.
112. Contacts - BALTOprint
    - Company verification: Identifies UAB BALTO print, its company code, and Vilnius and Kaunas contact addresses.
    - Company verification: Lists staff assigned to multiple European sales markets; this establishes a public regional business presence, not manufacturing in those sales countries.
113. Knygos | Kopa
    - Company verification: KOPA's Lithuanian-language commercial page offers hardcover, softcover, and open-spine books.
    - Company verification: Also advertises specially produced cases or related accessories for book projects.
114. Home - Wilco
    - Company verification: Identifies Wilco BV as a family enterprise manufacturing books and book-related products in the Netherlands.
    - Company verification: Describes publisher customers and associated finishing, inventory-management, and dispatch services.
115. Boek drukken in kleine of grote oplage? | Pumbo
    - Company verification: Pumbo's Dutch commercial page offers book printing for self-publishing authors and other customers.
    - Company verification: Advertises paperback, hardcover, and wire-bound formats and related distribution services.
116. Books | Graphius Group
    - Company verification: Graphius Group directly offers hardcover and softcover book production.
    - Company verification: Describes integrated binding and finishing and a customer base including publishers, museums, and cultural organizations.
117. Brands | Graphius Group
    - Company verification: Lists Graphius, Bietlot, PPO|Graphius, NPN Printing, Park|Graphius, and other brands within Graphius Group.
    - Company verification: Identifies book-related offerings across several listed group brands.

118. Acquisition NPN Printers
    - Company verification: The January xx.xx 2025 announcement states that Graphius Group completed its acquisition of NPN Printers in Breda on January xx.xx 2025.
    - Company verification: Describes the acquired operation as local production supporting the group's Dutch market presence.
119. High-quality printing from Die Keure continues at INNI group
    - Company verification: The October xx.xx 2025 notice reports that INNI group took over production and personnel from sister business Die Keure following closure of its Bruges printing house.
    - Company verification: Establishes a dated production-transfer relationship, not a complete current book-specific portfolio.
120. Über Pustet Druck » Tradition trifft Innovation
    - Company verification: Identifies Friedrich Pustet GmbH & Co. KG at its Regensburg address.
    - Company verification: Describes an owner-managed family business in its seventh generation with industrial book production alongside publishing and bookselling.
121. Bücher Drucken Lassen - Qualität, Die Geschichten Trägt - Der Druck- Und Mediendienstleister
    - Company verification: Himmer advertises book printing for authors, publishers, and businesses.
    - Company verification: The offering includes paperback and hardcover books and multiple binding options.
122. Standort - Der Druck- Und Mediendienstleister
    - Company verification: Identifies Himmer GmbH - Druckerei & Verlag and its Augsburg business address.
123. Narayana Press
    - Company verification: Identifies Narayana Press as a graphic business in Gylling, Denmark.
    - Company verification: Offers quality-book production through delivery of bound books.
124. Booksfactory.eu - General terms and conditions
    - Company verification: The commercial terms identify BOOKS FACTORY Sp. z o.o. as the contracting business, with a Szczecin address and Polish registration details.
125. Booksfactory - Booksfactory.eu
    - Company verification: The company's commercial site advertises book printing, bookbinding, and book-finishing services.
126. Totem Digital Printing House | Short- and medium-run book printing
    - Company verification: Totem's official English-language commercial page markets digital book printing for short and medium runs.
127. Regiset - Comunicação e Artes Gráficas
    - Company verification: Identifies Regiset, S.A. as a Portuguese printing and finishing business with a Setúbal address.
    - Company verification: Explicitly includes books and art catalogs among its commercial services.
128. Produzione e Stampa Libri, Editoria Scolastica e per Bambini, Stampa Offset | GV Group
    - Company verification: Grafica Veneta's official web address resolves to a Grafica Veneta page on the GV Group website.
    - Company verification: The commercial page identifies book production and printing, including educational and children's publishing work.
129. Printon Printing House based in Estonia - Printon AS
    - Company verification: Printon AS advertises books among its products and printing, binding, finishing, and logistics among its services.
    - Company verification: Its site displays a notice that two companies have joined forces, without resolving the counterparty in the inspected material.

130. Company Profile | High Quality Printing Press | Emirates Printing Press
    - Company verification: The company profile identifies Emirates Printing Press LLC as a Dubai operation within the Al Shirawi Group and its Oasis holding-company structure.
    - Company verification: The page distinguishes this operation from similarly named regional printing businesses.
131. Emirates Printing Press - Commercial and Folding Carton Brochure
    - Company verification: The company brochure includes illustrated-book work for regional and international clients.
    - Company verification: The advertised services include book finishing and hardcover and softcover binding.
132. Printing - Secure Printing and Packaging Solutions in the UAE
    - Company verification: e7 advertises book printing, on-demand printing, hardcover binding and integrated fulfillment.
    - Company verification: The service page identifies publishing and educational customers and gives an Abu Dhabi, UAE business address.
133. Al Ghurair Printing and Publishing L.L.C
    - Company verification: Intergraf's certification record identifies Al Ghurair Printing and Publishing L.L.C and a Dubai, UAE address.
    - Company verification: The certification record establishes a named printing entity, not a current book-printing portfolio or book-sales record.
134. Oriental Press - Official Website
    - Company verification: Oriental Press describes a Bahrain-founded printing group with Bahrain, Dubai and UK operations.
    - Company verification: Its business presentation advertises colored-book manufacturing and identifies the Dubai book-production business within the group.
135. Obeikan Commercial Printing - Obeikan Investment Group
    - Company verification: Obeikan Investment Group identifies Obeikan Commercial Printing as its original printing business in Saudi Arabia.
    - Company verification: The commercial-printing page expressly presents book production as a business offering.
136. Premium Book Printing Services | Mazoon Printing
    - Company verification: Mazoon maintains a dedicated commercial book-printing product page.
    - Company verification: The company's inspected business presentation identifies its Muscat, Oman operation and the Mazoon Printing, Publishing & Packaging LLC name.
137. Educational Book Printing Services | Mazoon Printing
    - Company verification: Mazoon separately advertises educational-book printing.
    - Company verification: This is a commercial offering, not evidence of independently verified production volume or market leadership.
138. Commercial Printing Press in Kuwait
    - Company verification: Costa Printing Press advertises book printing and binding, including short-run books, alongside other commercial printing services.
    - Company verification: Its business page identifies Kuwait operations and a local industrial-area contact address.
139. Al Jazeera Printing Press
    - Company verification: Al Jazeera Printing Press's portfolio includes an entry labeled National Climate Change Action Plan - BOOK.
    - Company verification: The business page provides a Doha, Qatar address; the portfolio entry does not independently establish current book-service deliveries.

140. Books & Magazines - Central Press
    - Company verification: Central Press maintains a dedicated Books & Magazines service page advertising softcover and hardcover book production.
    - Company verification: The business gives an Amman, Jordan contact address.
141. About Us - Central Press
    - Company verification: Central Press's company description characterizes the business as privately owned and founded by Yousef Hammad.
    - Company verification: This is company-reported ownership context; the site contains unrelated injected links and requires independent corroboration.
142. Welcome to APP - Arab Printing Press
    - Company verification: Arab Printing Press identifies a Beirut operation serving book and magazine customers.
    - Company verification: Its commercial portfolio includes school and art books, binding and delivery.
    - Company verification: The company presentation identifies a Baghdad-related Arab Printing Press business; the precise legal relationship remains unresolved.
143. Raidy Printing Group | LinkedIn
    - Company verification: Raidy's company-maintained profile advertises book and publication printing.
    - Company verification: The profile identifies Beirut-area headquarters and describes the company as privately held; these are self-reported facts.
144. Hima Guideline Manual - Printing Credit
    - Company verification: The archived Hima Guideline Manual credits Chemaly & Chemaly printing press as its printer.
    - Company verification: The credit establishes a customer printing relationship, not current company availability or ownership.
145. Promat - Printing Product Groups
    - Company verification: Promat's commercial product catalog advertises hardcover books and books for fiction, educational, research, children's and cultural publishing.
    - Company verification: The offerings include book printing and binding rather than publishing-only services.
146. Binding & Finishing - Mega Basım
    - Company verification: Mega advertises bookbinding and finishing, including hardcover and paperback formats.
    - Company verification: The service page gives an Istanbul, Turkey business address.
147. İmak Offset - Company Brochure
    - Company verification: İmak's company brochure advertises hardcover-book production and associated packaging and delivery services.
    - Company verification: The brochure provides direct company-origin support for its book-manufacturing role, while current ownership remains unresolved.
148. Ofset Yapımevi
    - Company verification: Ofset Yapımevi advertises printing and binding for art, photography and architecture books.
    - Company verification: Its commercial presentation identifies an Istanbul, Turkey printing business.
149. Kitaplar - Matsis Matbaa Sistemleri
    - Company verification: Matsis Matbaa Sistemleri maintains a Turkish-language book catalog presenting produced books and binding choices.
    - Company verification: The catalog supports an advertised book-production role but does not resolve the legal operator, ownership or operating address.

Book Printing & Packaging Services - Global Forecast 2026-2032

RESEARCH SAMPLE REPORT

150. Dergi - Kitap Baskıları - Hizmetler - Matsaş Dijital Ofset ve Matbaa
    - Company verification: Matsaş advertises magazine and book printing for authors and other publishing customers.
    - Company verification: Its service page identifies production and headquarters in Kartal, Istanbul, and service delivery across Turkey.
151. İstanbul Kitap, Dergi ve Katalog Basımı | EGEM Basım Yayın
    - Company verification: EGEM Basım Yayın's business presentation advertises book, magazine and catalog printing in Istanbul.
    - Company verification: The observed commercial name does not establish its complete legal entity or ownership.
152. About Jangal - Jangle Printing House
    - Company verification: Jangal describes printing and binding as a business within the Jangal group.
    - Company verification: It expressly advertises work for outside domestic and foreign publishers and institutions, not solely affiliated publishing.
    - Company verification: The profile identifies Iranian operations and international customer relationships.
153. معرفی دفتر انتشارات و فناوری آموزشی | دفتر انتشارات و فناوری آموزشی
    - Company verification: An official Iranian education-bureau history identifies شرکت افست and describes its textbook-printing role.
    - Company verification: This establishes historical identity and activity, not current commercial availability, ownership or production volume.
154. אודות פרינטיב | דפוס פרינטיב
    - Company verification: Printiv's Hebrew company profile describes book and album production and an in-house bindery.
    - Company verification: The profile identifies institutional customers, a Jerusalem address and association with the Zamir Bar-Lev business group.
155. Al-Ayyam Printing, Press, Publication & Distribution
    - Company verification: Massar's investment material identifies Al-Ayyam Printing, Press, Publication & Distribution.
    - Company verification: The business description connects the Palestinian operation with printing and distribution of books and other publications; current deliveries are not established.
156. Zhiyan Iraq
    - Company verification: The inspected Arabic business page presents the Zhiyan Iraq identity and printing services.
    - Company verification: The retrieved support does not establish a current external book-printing offering.
157. Fadaa House Library | Professional Printing, Publishing Distribution Services
    - Company verification: A website using the Fadaa Services name advertises book printing, binding and distribution across Iraq.
    - Company verification: The page lists books and hard-case books; inconsistent template content means these are advertising claims rather than independently verified operating facts.
158. تواصل مع دار رسلان للطباعة والنشر | مطبعة رسلان - القاهرة ودمشق
    - Company verification: Dar Raslan's Arabic contact page advertises book-printing and publishing services and a Damascus branch alongside Cairo.
    - Company verification: Example-style contact details limit the page's value as proof of a current Syrian operating establishment.
159. Book Printing | CTP Printers
    - Company verification: CTP Printers advertises hardcover, softcover, educational, general-interest, and religious-book printing and binding in South Africa.

2009

160. Caxton & CTP - Integrated Annual Report 2025
    - Company verification: The official 2025 integrated annual report establishes the Caxton and CTP reporting-group identity.
161. About Us | Print On Demand
    - Company verification: Describes book printing, binding, and distribution services for authors and publishers, with a business history serving South African authors.
162. Print-on-demand - InsideData
    - Company verification: Advertises print-on-demand services for educational and published books and children's readers.
163. Tarocube | Print on Demand Solutions Durban | South Africa
    - Company verification: Advertises short- and long-run book printing, print-on-demand, fulfillment, and nationwide delivery from its South African business.
164. Products
    - Company verification: Maintains an official commercial product catalog under the Sahara Printing Company identity; detailed current book scope remains qualified.
165. Directions and Map
    - Company verification: Publishes official business directions and contact information for its Egyptian operations.
166. IMPRIMERIE NAJAH EL JADIDA - Fondée en 1975 - Impression de livres, brochures..
    - Company verification: Advertises printing of school, literary, scientific, and authors' books and gives a Casablanca business address.
167. livres
    - Company verification: The official book-reference portfolio presents named completed book projects.
168. Simpact : Un métier d'Art et de culture
    - Company verification: Describes printing, finishing, and shipping services and identifies operations in Tunis and Jedaida.
169. PACKTEC : Imprimerie
    - Company verification: Lists Finzi Usines Graphiques in Tunisia with books among its printed products.
    - Company verification: Lists Les Imprimeries (IN) in Tunis with books among its offerings.
    - Company verification: Lists STE IMPRIMERIE PAPIER ET CARTONNAGE (SIMPACT) for art-book printing.
170. Company Profile - Nigerian Exchange Limited
    - Company verification: Identifies Academy Press Plc, a Lagos address, and educational and trade-book printing as business activities.
171. Books - Yaliam Press
    - Company verification: Markets a Books product category under the Yaliam Press identity.
172. Home - BuckPress Ltd.
    - Company verification: Identifies Buck Press Limited in Accra and advertises commercial printing and book publishing.
173. LIST OF PRINTERS IN ACCRA AND KUMASI | GBDC
    - Company verification: Listed book printer.
    - Company verification: Listed textbook printer.
    - Company verification: Listed textbook supplier.
174. Qui sommes-nous ? - POLYKROME
    - Company verification: Describes printing operations serving Senegal and neighboring markets, with a Dakar commercial office and Keur Moussa production site.
175. ONFP 2023 public-procurement audit - Grant Thornton
    - Company verification: The ONFP 2023 procurement audit records Polykrome's award of book-edition lots, approved on October xx.xx 2023, with notification on October xx.xx 2023.

176. Accueil - Imprimerie Keur Khadim Rassoul
    - Company verification: Advertises book printing and packaging-related services under the Imprimerie Keur Khadim Rassoul identity.
177. Press review and online kiosk - cameroon | SOPECAM
    - Company verification: Identifies the Cameroon Press and Publishing Company, describes the state as sole shareholder, and lists commissioned books, brochures, and printing work among its activities.
178. Comprehensive Printing Solutions | Printing Press in Kenya
    - Company verification: Advertises trade and reference books, textbooks, children's books, art books, and religious-literature printing.
179. English Press | Printing Press in Kenya | Regional Clients
    - Company verification: States that it prints textbooks and other materials for Kenya and several other African markets, including Uganda, Tanzania, Rwanda, Burundi, Somalia, Sudan, Zambia, Malawi, and South Africa.
180. Ramco Printing Works Ltd - Ramco Group
    - Company verification: Identifies Ramco Printing Works Ltd as a Ramco Group business in Kenya and describes publishing-printing operations within its DUO division.
181. Customised Books - Picfare
    - Company verification: Offers customized book printing, including hardcover and other binding choices, through its commercial sales service.
182. Background - □□□□□ □□□ □□□□ □□□□
    - Company verification: The official background identifies the Ethiopian printing enterprise and documents historical religious-book and institutional printing activity.
183. Printflow Private Limited - Leader In Total Printing Solutions
    - Company verification: Advertises customized print matter and statutory publications and identifies Zimbabwean business locations.
184. Our Services - Hieroglyphics
    - Company verification: Advertises hardcover and softcover book printing and binding services and provides a Windhoek, Namibia address.
185. TPS Printing - Printing Factory
    - Company verification: The Mauritian business advertises softcover and hardcover book printing for both smaller and larger orders.
186. Novus Holdings - Department of Basic Education Contract Extension, October 14, 2024
    - Company verification: An official October xx.xx 2024 announcement reports extension of the Department of Basic Education contract.
187. About Us - Vivar Printing
    - Company verification: Identifies Vivar Printing Sdn Bhd as a Malaysian printing business.
    - Company verification: Describes the business as privately owned and supplying printed books internationally.
188. Printing - Vivar Printing
    - Company verification: Advertises book printing, kitting, fulfillment, warehousing, and print-on-demand services.
189. Nutech Print Services
    - Company verification: Identifies Nutech Print Services - India and provides a New Delhi business address.
    - Company verification: Advertises paperback and hardcover book printing and binding across trade, educational, children's, reference, and religious categories.
190. Services - Gramedia Printing
    - Company verification: PT Gramedia advertises custom book printing, religious-book printing, and print-on-demand services from Indonesia.
191. About - Gramedia Printing
    - Company verification: Identifies Gramedia Printing as a business unit under Kompas Gramedia Group.
    - Company verification: Identifies PT Gramedia and its Jakarta business address.

192. TARA - Tara TPS

- Company verification: TARA's official group page identifies Tara TPS as a commercial printing company.
- Company verification: Lists books, textbooks, educational materials, and related printing services and identifies Korean business locations.

193. Sirivatana - Our Story

- Company verification: Identifies the Sirivatana Interprint Public Company Limited name and Thai production history.
- Company verification: Records a Lao pop-up-book company established in 2005 and absorbed in 2008; this is historical activity, not confirmation of a current Lao operation.

194. □□ □□□□□□□□□□□□□□

- Company verification: The Thai-language commercial page advertises Sirivatana Interprint book-production services for export-oriented work.

195. Corporate Profile｜About Us｜TOMOWEL KYODO PRINTING CO.,LTD.

- Company verification: Identifies Kyodo Printing Co., Ltd. and its Japanese headquarters and business locations.
- Company verification: Identifies a division selling publication-printing services for books and magazines.

196. Top-Quality Printing Services by HK Printing Group - Commercial, Digital, Large Format & More

- Company verification: Identifies HK Printing Group, Ltd. and a Taichung, Taiwan address.
- Company verification: Lists book printing among its commercial services.

197. Book Printing Guide: Perfect, Saddle & Hardcover Binding

- Company verification: The June xx.xx 2025 official page uses Hung Kuo Printing for its Taiwanese book-printing business.
- Company verification: Describes a Taichung factory and book services for authors, publishers, educational institutions, and other buyers.

198. Home - CTY CP In Trần Phú

- Company verification: Identifies Công ty Cổ phần In Trần Phú and its Ho Chi Minh City business locations.
- Company verification: Advertises book and periodical printing and presents customer references concerning printed and bound publications.

199. About QinPrinting Custom Printing Services in Shanghai, China

- Company verification: Identifies QinPrinting as also known as Shanghai QinQin Printing Company Ltd.
- Company verification: Describes a Shanghai-based commercial printing service established by founder Susan Han in 2015.

200. Custom Book Printing Services | Any Type, Any Binding | QinPrinting

- Company verification: Maintains a dedicated commercial custom book-printing service page.

201. 江苏凤凰新华印务集团 - Index

- Company verification: Identifies 江苏凤凰新华印务集团有限公司 and describes it as a wholly owned state-owned publishing-group subsidiary.
- Company verification: Lists textbook, book, overseas-book, and digital-print offerings; the retained company title is a Romanization of the Chinese legal name.

202. 創栄図書印刷株式会社 ｜ 創栄図書印刷株式会社は書籍印刷に強い印刷会社です

- Company verification: Identifies 創栄図書印刷株式会社 and advertises book printing focused on textbooks and reference books.
- Company verification: The retained title is a Romanization, not a claimed official English legal translation.

203. Commercial Printing & Print Management NZ | Blue Star

- Company verification: Blue Star explicitly includes books within its commercial printing offering.

204. Contact Blue Star | NZ's Leading Integrated Marketing Partner

- Company verification: Identifies Blue Star business, production, and fulfillment locations in New Zealand.

205. The House Printers Corporation - The Leading Packaging, Commercial, Brochure Printing, Coffee Table Book Printing, Digital Printing Company in the Philippines
   - Company verification: Identifies The House Printers Corporation as a Filipino-owned printing business.
   - Company verification: Advertises coffee-table books and other printed publications for commercial customers.
206. Southern Voices Printing Press | Independent Publishing & Offset Printing
   - Company verification: Identifies Southern Voices Printing Press as an independent Philippine publishing and printing business.
   - Company verification: Advertises external offset and bulk book-printing services for institutions, NGOs, and authors.
207. Pacific Island Book Printing Services | Get a Free Quote | Book Printing NZ
   - Company verification: Book Printing NZ describes an Auckland-based book-printing service.
   - Company verification: Advertises services for Pacific island clients, including Fiji, Tonga, Samoa, Vanuatu, and Solomon Islands; the page does not establish local manufacturing in those countries.
208. Printing Ventures | Book Printing | Book Publishing
   - Company verification: Printing Ventures advertises book printing, book binding, and print-on-demand services.
   - Company verification: Provides a Lahore, Pakistan business address.
209. agile services - Printcare Agile
   - Company verification: Printcare Agile advertises brochures and books among its printing services.
   - Company verification: Provides a Kelaniya, Sri Lanka business address.
210. World Bank - FY2017 contract-award listing
   - Company verification: Records a Bangladesh primary-education printing-and-binding award to APEX PRINT dated September xx.xx 2016.
   - Company verification: Establishes historical supplier activity only, not current book-service availability.
   - Company verification: Records a Bangladesh primary-education printing-and-binding award to NEW PANAM dated September xx.xx 2016.
211. About | Pegasus Media & Logistics
   - Company verification: Pegasus Media & Logistics describes itself as a privately owned Australian print and logistics business.
   - Company verification: Its corporate history records acquisition of SOS Print and Media in 2018.
212. Historical details for ABN 32 131 427 695 | ABN Lookup
   - Company verification: The Australian register identifies PEGASUS MEDIA & LOGISTICS PTY LTD as the current entity name from November xx.xx 2022.
   - Company verification: The same record identifies the former name Pegasus Print Group Pty Limited and an active Australian private-company ABN.
213. Print Media - TOPPAN NEXT
   - Company verification: TOPPAN NEXT identifies TOPPAN Leefung Printing within its print-media businesses.
   - Company verification: Describes production in Dongguan and Beijing of art, children's, pop-up, and novelty books for international publishers.
214. 事業紹介 | 株式会社 DNP 出版プロダクツ
   - Company verification: DNP's official publishing-products business page advertises offset and digital printing and publication supply-chain services.
   - Company verification: Includes market-demand-oriented book print-on-demand manufacturing.
215. An integrated print and brand-solution provider · Prosperous Printing Company Limited · Stock Code 8385
   - Company verification: Prosperous Printing's official page advertises books and paper-product printing, including art books and trade titles.
   - Company verification: Describes service to Hong Kong publishers and cross-border customers; the page alone does not independently verify the current factory or consolidated legal perimeter.

216. Global Print Production Services | Imago Group | About Us
    - Company verification: Imago Group advertises management of international book production for publishers using a network of suppliers.
    - Company verification: Its commercial role includes book printing and related production management rather than an assertion of ownership of every producing plant.
217. About Us - Bookvault
    - Company verification: Bookvault identifies itself as a print-on-demand solution provided by Printondemand-worldwide.
    - Company verification: The advertised business includes physical book production from Peterborough, United Kingdom.
218. Privacy Policy - Bookvault Shop
    - Company verification: The policy identifies Copytech (UK) Ltd as the operator trading as Printondemand-worldwide, PODWW, Bookvault, and related disclosed names.
219. Print On Demand | Peecho Print on Demand Platform
    - Company verification: Peecho advertises print-on-demand books and fulfillment through a worldwide print-facility network.
220. Print on Demand Custom Textbooks - Cloudprinter.com
    - Company verification: Cloudprinter.com advertises custom textbook production in hardcover, softcover, and ring-bound formats.
    - Company verification: The page provides a commercial order route for physical books.
221. Asia Pacific Offset - Company
    - Company verification: Asia Pacific Offset describes book printing, binding, and logistics management for customers.
    - Company verification: Its company page identifies Hong Kong/China production-management staff and international commercial offices.
222. Celebrating Opposites with Fedrigoni 365 - Bespoke Luxury Packaging
    - Company verification: Showcase Creative describes producing slipcases for the Fedrigoni xx.xx book project.
    - Company verification: The project account credits Diamond Print Services with bookbinding.
223. How Lollipop Print Turned 15 Years of Research into a Museum-Quality Collector's Book
    - Company verification: Lollipop Print describes producing an external collector's book project and associated presentation packaging.
    - Company verification: Lollipop Print identifies Diamond Print Services Ltd as its binding partner for the collector's book.
224. Generation Press Book - Generation Press Shop
    - Company verification: Generation Press markets a limited-edition physical book demonstrating its printing work and describes itself as a family-run printer.
    - Company verification: The book's production credits identify Diamond Print Services as the bookbinding supplier.
225. Halstan - Music | Print | Publishing
    - Company verification: Halstan advertises physical book and sheet-music printing with bookbinding and related publisher services.
226. HALSTAN BECOMES PART OF THE HARRIER GROUP
    - Company verification: Halstan's announcement places its business within Harrier and expressly identifies the District Photo Harrier Group.
227. MGPS | Manipal Global Print Solutions - Printing Services
    - Company verification: Manipal Global Print Solutions identifies itself as a unit of Manipal Technologies Limited.
    - Company verification: It advertises book printing, binding, warehousing, and distribution for Indian and international publishing customers.

228. Libri print-on-demand | Libri GmbH
   - Company verification: Libri describes a group-linked print-on-demand service combining BoD book production with Libri distribution.
   - Company verification: The service page identifies the Bad Hersfeld production and logistics route.
229. Artron - Artron
   - Company verification: Artron Art Group advertises premium art-book printing and identifies operating bases in Beijing, Shanghai, and Shenzhen.
   - Company verification: Its advertised customers include cultural, museum, photography, and other commercial buyers.
230. Novelty Books & Board Games | Solutions | Print & Pack | Starlite Holdings Limited
   - Company verification: Starlite Holdings Limited maintains a commercial novelty-books and board-games offering.
   - Company verification: The offering establishes book-related participation rather than reliance on its unrelated packaging businesses.
231. Yearbooks | Jostens
   - Company verification: Jostens maintains a current commercial school-yearbook offering and ordering route.
232. Roanoke County - Notice of Intent to Award, RFP 2024-098, RCPS Yearbook Printing Services
   - Company verification: A July xx.xx 2024 Roanoke County notice of intent to award yearbook-printing services names Jostens Inc.
   - Company verification: The notice establishes a dated buyer-side supplier relationship, not fulfillment or current sales.
   - Company verification: The same yearbook-printing notice names Strawbridge Studios, Inc. as an intended awardee.
   - Company verification: Current availability and fulfillment are not established by this historical notice.
233. Everbest Printing Investment Limited - About Us
   - Company verification: Everbest's official company page identifies acquisition by Times Publishing Limited in 2007.
   - Company verification: The page describes printing operations in Hong Kong and China and book-production work; the page is undated.
234. Create & Sell Custom Colouring Books | Prodigi
   - Company verification: Prodigi advertises customizable print-on-demand coloring books with paperback and spiral-bound options.
235. Bubu - We bind - Bubu
   - Company verification: Bubu's official English business site identifies the Bubu brand and presents a binding business.
236. Braille Printing and Transcription Services - Braille Works
   - Company verification: Braille Works advertises commercial braille printing and transcription services.
   - Company verification: This record alone does not establish an explicit physical-book production offering.
237. RRD Asia: Printing Solutions and Consulting Services
   - Company verification: RR Donnelley's Asia portfolio advertises publishing services encompassing physical book printing, fulfillment, and distribution.
   - Company verification: The advertised book categories include trade, religious, educational, and juvenile publications.
238. Company Profile & Timeline | Blurb
   - Company verification: Blurb describes a platform for producing and selling physical printed books, including print-on-demand services.
239. Copyright Infringement. Blurb Inc. book publishing services | Blurb
   - Company verification: Blurb's legal notice identifies Blurb, Inc. as a division of Reischling Press, Inc.

240. Book Manufacturing - Global Print Services INC
    - Company verification: Global Print Services INC advertises book manufacturing for publishers, authors, institutions, and corporations.
    - Company verification: It states that books are printed and bound at its Miami facility; this is company advertising rather than independent factory verification.
241. Bradford & Bigelow | Book Printing, Warehousing & Distribution
    - Company verification: Bradford & Bigelow advertises offset and digital book printing for educational publishers.
    - Company verification: Its offering includes binding, warehousing, and distribution for educational and other publishing customers.
242. Company Profile | Replika Press Pvt. Ltd.
    - Company verification: Replika's official profile identifies Replika Press Pvt Ltd and a Haryana, India business location.
    - Company verification: The company advertises externally supplied hardcover and softcover book printing for domestic and international publishers.
243. Over 100 years of book manufacturing experience - BindTech
    - Company verification: BindTech's official location roster identifies BindTech Grand Rapids as formerly Dekker Bookbinding.
    - Company verification: The location is described as a hardcover-bookbinding business.
244. Infortar Group - Annual Report 2025
    - Company verification: Infortar's 2025 annual report identifies Printon as a subsidiary and states that it merged with Tallinna Raamatutrükikoja OÜ on July xx.xx 2025.
    - Company verification: The report identifies the merger involving Tallinna Raamatutrükikoja OÜ and Printon within the Infortar reporting perimeter.
    - Company verification: This establishes overlap with the retained Printon identity, not two independent competitors.
245. Notice of a merger of a company - Tallinna Raamatutrükikoja Osaühing
    - Company verification: An official Estonian merger notice names Aktsiaselts Printon, Tallinna Raamatutrükikoja Osaühing, and Arnego OÜ as merger participants.
    - Company verification: The official notice identifies Tallinna Raamatutrükikoja Osaühing and its registry identity in the merger involving Printon.
246. CTPS Digiprints and i-Sprint Innovations launches next-generation solution for the publishing industry
    - Company verification: An August xx.xx 2016 business announcement identifies CTPS Digiprints and i-Sprint Innovations as publishing-industry partners.
    - Company verification: The record is historical and does not establish current CTPS commercial availability.
247. A new Group Chief Executive at CPI
    - Company verification: CPI's February xx.xx 2023 announcement identifies Elpis Management Limited as CPI's sole shareholder.
    - Company verification: This establishes a dated group-ownership link, not the complete current multinational legal perimeter.
248. CPI GROUP (UK) LTD persons with significant control
    - Company verification: Companies House lists Elpis 2022 Ltd as CPI Group (UK) Ltd's active person with significant control, notified December xx.xx 2025.
249. ELPIS 2022 LIMITED persons with significant control
    - Company verification: Companies House lists Elpis Management Limited as the active corporate person with significant control of Elpis 2022 Limited.
    - Company verification: The record connects CPI's disclosed owner with the registered controlling entity above its UK business.

250. ELPIS MANAGEMENT LIMITED persons with significant control
   - Company verification: Companies House lists Elpis Finance Limited as the active person with significant control of Elpis Management Limited.
251. ELPIS FINANCE LIMITED persons with significant control
   - Company verification: Companies House lists Elpis Holdings Limited as the active person with significant control of Elpis Finance Limited.
252. ELPIS HOLDINGS LIMITED persons with significant control
   - Company verification: Companies House lists Bidco xx.xx Limited as the active person with significant control of Elpis Holdings Limited.
253. BIDCO 3 LIMITED persons with significant control
   - Company verification: Companies House lists Richard Ian Hughes as the active person with significant control of Bidco xx.xx Limited.
   - Company verification: Together with the separately mapped corporate-control records, this supports an inferred UK CPI control chain to Richard Ian Hughes.
254. Global Print Solutions | Services | CPI Print UK
   - Company verification: CPI UK advertises coordinated international physical-book production through its Global Print Solutions network.
   - Company verification: Its UK roster names Griffin Press and Ligare in Australia, whereas the captured global services roster names Pegasus; these undated rosters do not resolve the precise current Australian partner perimeter.
   - Company verification: CPI UK continues to name BR Print as a U.S. production-network partner.
   - Company verification: The page does not establish the legal equivalence of BR Print and BR Printers.
   - Company verification: CPI UK names Publishers Graphics as a U.S. partner for locally produced physical books.
   - Company verification: This corroborates the network role without establishing Publishers Graphics' ownership or Canadian production arrangements.
255. Knihy | Neografia.sk
   - Company verification: NEOGRAFIA's specific commercial portfolio offers illustrated, children's, educational, reference, and other books.
   - Company verification: The advertised portfolio includes hardcover and softcover bookbinding and a Martin-Priekopa, Slovakia business address.
256. O nás | Neografia.sk
   - Company verification: NEOGRAFIA's company profile describes commercial book production and international publisher relationships.
   - Company verification: The page documents named book projects associated with its 2025 awards, but its undated financial and capacity figures are not used as current commercial scale.
257. Oznámenie o potvrdení reštrukturalizácie - NEOGRAFIA
   - Company verification: NEOGRAFIA states that a court confirmed its restructuring plan and identifies continuity of production and customer orders as a continuing objective.
   - Company verification: The same news page includes a creditor notice covering claims arising by December xx.xx 2025, with a February xx.xx 2026 filing deadline.
   - Company verification: The confirmation statement is company-reported and undated; the court order and current implementation position were not independently inspected.
258. BORME-A-2026-16-08 BARCELONA
   - Company verification: The Spanish commercial-register bulletin records LIBERDUPLEX SL under Barcelona registry sheet B xx.xx.
   - Company verification: Entry xx.xx records appointment of GM AUDITORS SL on January xx.xx 2026, providing recent legal-identity corroboration rather than proof of current book deliveries.

259. Lion Rock Group Limited - Annual Report 2024
   - Company verification: Lion Rock's audited 2024 annual report lists Asia Pacific Offset Limited and Asia Pacific Offset Group Limited as wholly owned indirect subsidiaries providing printing services.
   - Company verification: The same subsidiary disclosure places Ligare and Griffin Press Printing within the group's Australian reporting perimeter.
   - Company verification: These records establish an economic reporting overlap with the separately retained Asia Pacific Offset identity.
   - Company verification: Lion Rock's audited 2024 subsidiary disclosure identifies Asia Pacific Offset Limited and Asia Pacific Offset Group Limited within its consolidated printing business.
   - Company verification: The retained Asia Pacific Offset representation therefore cannot be presumed independent of Lion Rock.
260. Lion Rock Group Limited - Retirement of Directors, Appointment of Executive Director and Change of Authorised Representative
   - Company verification: Lion Rock's December xx.xx 2025 announcement expressly identifies Asia Pacific Offset Limited as a subsidiary.
   - Company verification: This later mandatory disclosure corroborates the subsidiary relationship established in the audited 2024 report.
   - Company verification: The December xx.xx 2025 announcement continues to identify Asia Pacific Offset Limited as a Lion Rock subsidiary.
261. OPUS Group - Services
   - Company verification: OPUS's specific services portfolio identifies Ligare, McPherson's Printing Group, and Griffin Press as book-production businesses.
   - Company verification: The offering includes book printing, binding, print-on-demand, warehousing, and fulfillment for publishing customers.
   - Company verification: Combined with the retained completed OPUS transaction, this supports these operating brands within the existing Lion Rock representation rather than as additional independent competitors.

24. Key Experts

The represented publishing houses, book manufacturers, equipment suppliers, industry associations, advisory practices, trade publications, and universities provide professional perspectives relevant to book-service procurement, production partnerships, and the wider publishing value chain. Their listed affiliations span countries in the Americas, Europe, Africa, Asia, the Middle East, and Oceania, providing geographic context without implying uniform representation of every market.

Table 749. Global Book Printing & Packaging Services Market, Key Experts

Name	Professional Role	Organization	Country
Abdool Majid Mahomed	Chief Executive Officer	Printing SA	South Africa
Abhay Gupte	Managing Director and Chief Executive Officer	Manipal Technologies	India
Adrian Mayr	Head of Product Management and Corporate Marketing	Müller Martini	Switzerland
Ahmed bin Rakkad Al Ameri	Chief Executive Officer	Sharjah Book Authority	United Arab Emirates
Alex Thiel	Chief Executive Officer, Sappi Southern Africa	Sappi	South Africa
Alison Baverstock	Professor of Publishing	Kingston University	United Kingdom
Alon Bar-Shany	Former General Manager, HP Indigo	HP Inc.	Israel
André van der Veen	Chief Executive Officer	Novus Holdings	South Africa
Andy Cork	Founder and Managing Director	Printondemand-worldwide	United Kingdom
Andy Fetherman	President and Chief Executive Officer	Muller Martini North America	United States
Andy Watts	Managing Director	TJ Books	United Kingdom
Asare Konadu Yamoah	President	Ghana Book Publishers Association	Ghana
Axel Hentrei	Managing Director	Mohn Media	Germany
Barb Pellow	Owner and Principal Consultant	Pellow & Partners	United States
Ben Jolly	General Manager	Griffin Press	Australia
Benny Landa	Founder	Landa Digital Printing	Israel
Bill Rojack	Vice President, National Division	MIDLAND	United States
Bodour Al Qasimi	Chairperson	Sharjah Book Authority	United Arab Emirates
Brian O'Leary	Executive Director	Book Industry Study Group	United States
Bruno Müller	Chief Executive Officer	Müller Martini	Switzerland

Table 749 - continued

Name	Professional Role	Organization	Country
Byron Loeppky	Senior Vice President, Book Division	Friesens Corporation	Canada
Cary Sherburne	Senior Editor	WhatTheyThink	United States
Chad Friesen	Chief Executive Officer	Friesens Corporation	Canada
Charles Watson	General Manager, Industrial Relations, Policy and Governance	Visual Media Association	Australia
Chris Kurtzman	Founder and Chief Executive Officer	CJK Group	United States
Daniel Erni	Chief Executive Officer	Hunkeler	Switzerland
Dave McCree	Chief Executive Officer	Lakeside Book Company	United States
David Zwang	Principal Consultant	Zwang & Company	United States
Don Piontek	Founder and Finishing Consultant	Finishing Resources	United States
Eli Grinberg	Co-Founder and Chief Executive Officer	Scodix	Israel
Elizabeth Gooding	President and Co-founder	Inkjet Insight	United States
Enrique González Villa	Former President	Cámara Colombiana del Libro	Colombia
Frank Romano	Professor Emeritus, Graphic Communications	Rochester Institute of Technology	United States
Fábio Arruda Mortara	Chief Executive Officer	Two Sides América Latina	Brazil
Gareth Ward	Editor	Print Business	United Kingdom
Gary Peeling	Chief Executive	Precision Proco	United Kingdom
Gbadega Adedapo	Managing Director	Accessible Publishers	Nigeria
Gilles Biscos	Founder and President	INTERQUEST	United States
Hamilton Terni Costa	Director	AN Consulting	Brazil
Hemanth Paruchuri	Director	Pragati Offset	India
Howie Fenton	Founder and Printing Operations Consultant	Howie Fenton Consulting	United States
Jim Fetherston	President and Chief Executive Officer	Worzalla	United States
Jim Foley	President	BookBaby	United States
Jim Hamilton	Industry Analyst and Publisher	Green Harbor Publications	United States
Jo Francis	Print Industry Editor and Journalist	Printweek	United Kingdom
John Conley	Founder and Principal	Borderland Advisors	United States

Table 749 - continued

Name	Professional Role	Organization	Country
John Galligan	President	Bradford & Bigelow	United States
John Wanless	Managing Director	Bambra	Australia
Jon Tolley	Co-founder and Chief Innovation Officer	Precision Proco	United Kingdom
João Scortecci	Founder and Publisher	Grupo Editorial Scortecci	Brazil
Juan Carlos Sacco	Former President	Federación Argentina de la Industria Gráfica y Afines	Argentina
Julia Marshall	Founding Publisher	Gecko Press	New Zealand
Julie McFarland	President	McNaughton & Gunn	United States
Jörg Sundermeier	Managing Director, Germany	CPI	Germany
Kai Büntemeyer	Former Managing Partner	Kolbus	Germany
Kamal Mohan Chopra	Former President	All India Federation of Master Printers	India
Keith Michael	Chief Executive Officer	Lebone Litho Printers	South Africa
Kelly Gallagher	Vice President, Publisher Services	Ingram Content Group	United States
Kenan Kocatürk	President	Turkish Publishers Association	Turkey
Kiarie Kamau	Chairman	Kenya Publishers Association	Kenya
Laetitia Reynaud	Senior Policy Adviser	Intergraf	Belgium
Laurel Brunner	Managing Director	Digital Dots	United Kingdom
Ludovic Martin	Independent Web-to-Print and Digital Printing Consultant	Ludovic Martin	France
Marco Boer	Vice President	I.T. Strategies	United States
Marcos da Veiga Pereira	President	Sindicato Nacional dos Editores de Livros	Brazil
Mark Hahn	Senior Managing Director	Graphic Arts Advisors	United States
Mark Handford	Chief Executive	Pureprint Group	United Kingdom
Mark Michelson	Editor-in-Chief	Printing Impressions	United States
Martyn Eustace	Founder and Chairman	Two Sides	United Kingdom
Mary Schilling	Co-founder and Inkjet Printing Consultant	Inkjet Insight	United States
Matthew Baehr	Executive Director	Book Manufacturers Institute	United States
Matthew Parker	Founder	Profitable Print Relationships	United Kingdom
Metin Celâl	Former President	Turkish Publishers Association	Turkey

Table 749 - continued

Name	Professional Role	Organization	Country
Michael Gordon-Smith	Chief Executive Officer	Australian Publishers Association	Australia
Mpuka Radinku	Executive Director	Publishers' Association of South Africa	South Africa
Mukesh Dhruv	Chairman	Repro India	India
Naresh Khanna	Editor	Indian Printer & Publisher	India
Naveen Kishore	Founder and Publisher	Seagull Books	India
Nessan Cleary	Independent Print Industry Journalist and Consultant	Nessan Cleary	United Kingdom
Noah Genner	President and Chief Executive Officer	BookNet Canada	Canada
Noam Zilbershtain	General Manager, HP Indigo	HP Inc.	Israel
Olugbenga Ladipo	Managing Director	Academy Press Plc	Nigeria
Paolo Bandecchi	Founder and Chairman	Rotolito	Italy
Pascal Lenoir	Director of Production	Gallimard	France
Pat McGrew	Managing Director and Workflow Consultant	McGrewGroup	United States
Paul Albert Deimel	Former Managing Director	Bundesverband Druck und Medien	Germany
Paul Bozuwa	President	Sheridan	United States
Paul Hulley	Chief Executive	Clays	United Kingdom
Paul Reilly	Partner	New Direction Partners	United States
Peter Dowling	Publisher and Managing Director	Oratia Media	New Zealand
Peter Metcalfe	Group Executive, Sales	Novus Holdings	South Africa
Peter Schaefer	Partner	New Direction Partners	United States
Plínio Martins Filho	Founder and Publisher	Ateliê Editorial	Brazil
Ralf Sammeck	Chief Executive Officer, Sheetfed	Koenig & Bauer Sheetfed	Germany
Ralf Schlözer	Independent Print Industry Analyst	digitalprintexpert	Germany
Ramu Ramanathan	Editor	PrintWeek India	India
Richard Kouwenhoven	President and Chief Executive Officer	Hemlock Printers	Canada
Richard Romano	Managing Editor	WhatTheyThink	United States
Rob Melling	Chief Executive Officer	Currie Group	Australia

Table 749 - continued

Name	Professional Role	Organization	Country
Ryan McAbee	Founder and Principal	Pixel Dot Consulting	United States
Salim Omar Salim	Director	Sharjah Publishing City Free Zone	United Arab Emirates
Sean Smyth	Print Consultant	Smithers	United Kingdom
Serge Loubier	President and Chief Executive Officer	Marquis Book Printing	Canada
Shawn Morin	President and Chief Executive Officer	Ingram Content Group	United States
Shlomo Nimrodi	Chief Executive Officer	Highcon	Israel
Sunandini Banerjee	Senior Editor and Graphic Designer	Seagull Books	India
Sunil R. Desai	Managing Director	Repro India	India
Theo Pettaras	Founder and Digital-Printing Specialist	Digitalpress	Australia
Tim Simpson	Owner and President	DiggyPOD	United States
Todd Roth	Vice President, Manufacturing and Distribution	Thomson Reuters	United States
Varsha Verma	Editor	All About Book Publishing	India
Waldemar Lipiński	Managing Director	Books Factory	Poland
Wayne Robinson	Editor	Print21	Australia

List of Figures

Figure 1. Global Book Printing & Packaging Services Market, Years Considered for the Study 29
Figure 2. Global Book Printing & Packaging Services Market, Research Design 31
Figure 3. Global Book Printing & Packaging Services Market, Research Framework 33
Figure 4. Global Book Printing & Packaging Services Market, Data Triangulation 35
Figure 5. Global Book Printing & Packaging Services Market Size, 2017-2040 (USD Million, Growth %) 42
Figure 6. Global Book Printing & Packaging Services Market, Key Growth Contribution, by Region, 2025-2032 (USD Million) 46
Figure 7. Global Book Printing & Packaging Services Market, Key Growth Contribution, by Country, 2025-2032 (CAGR %) 46
Figure 8. Global Book Printing & Packaging Services Market Size, by Service Offering, 2025 (%) 108
Figure 9. Global Book Printing & Packaging Services Market, by Service Offering, 2032 (USD Million) 108
Figure 10. Global Book Printing & Packaging Services Market Size, by Book Format, 2025 (%) 179
Figure 11. Global Book Printing & Packaging Services Market, by Book Format, 2032 (USD Million) 179
Figure 12. Global Book Printing & Packaging Services Market Size, by Packaging Format, 2025 (%) 279
Figure 13. Global Book Printing & Packaging Services Market, by Packaging Format, 2032 (USD Million) 279
Figure 14. Global Book Printing & Packaging Services Market Size, by Printing Technology, 2025 (%) 364
Figure 15. Global Book Printing & Packaging Services Market, by Printing Technology, 2032 (USD Million) 364
Figure 16. Global Book Printing & Packaging Services Market Size, by Publication Application, 2025 (%) 482
Figure 17. Global Book Printing & Packaging Services Market, by Publication Application, 2032 (USD Million) 482
Figure 18. Global Book Printing & Packaging Services Market Size, by Buyer Type, 2025 (%) 619
Figure 19. Global Book Printing & Packaging Services Market, by Buyer Type, 2032 (USD Million) 619
Figure 20. Global Book Printing & Packaging Services Market Size, by Production Model, 2025 (%) 691
Figure 21. Global Book Printing & Packaging Services Market, by Production Model, 2032 (USD Million) 692
Figure 22. Global Book Printing & Packaging Services Market Size, by Fulfillment Model, 2025 (%) 723
Figure 23. Global Book Printing & Packaging Services Market, by Fulfillment Model, 2032 (USD Million) 724

Figure 24. Global Book Printing & Packaging Services Market Size, by Procurement Channel, 2025 (%) 754
Figure 25. Global Book Printing & Packaging Services Market, by Procurement Channel, 2032 (USD Million) 755
Figure 26. Global Book Printing & Packaging Services Market Size, by Print Run Length, 2025 (%) 778
Figure 27. Global Book Printing & Packaging Services Market, by Print Run Length, 2032 (USD Million) 779
Figure 28. Global Book Printing & Packaging Services Market Size, by Interior Color, 2025 (%) 818
Figure 29. Global Book Printing & Packaging Services Market, by Interior Color, 2032 (USD Million) 819
Figure 30. Global Book Printing & Packaging Services Market, by Region: Market share evolution, 2025-2032 853
Figure 31. Global Book Printing & Packaging Services Market, by Region: Market size by category, 2025 854
Figure 32. Global Book Printing & Packaging Services Market, Regional growth by Service Offering, 2025-2032 (CAGR %) 854
Figure 33. Global Book Printing & Packaging Services Market Size, by Group, 2025 vs 2026 vs 2032 1102
Figure 34. Global Book Printing & Packaging Services Market Size, by Country, 2025 vs 2032 (%) 1348
Figure 35. Global Book Printing & Packaging Services Market Size, by Country, 2025 vs 2026 vs 2032 1349
Figure 36. Global Book Printing & Packaging Services Market Share, by Key Player, 2025 1941

List of Tables

Table 1. Global Book Printing & Packaging Services Market Segmentation & Coverage 10
Table 2. Global Book Printing & Packaging Services Market Size, 2017-2040 (USD Million, Growth %) 42
Table 3. Global Book Printing & Packaging Services Market, Key Growth Contribution, 2025-2032 47
Table 4. Global Book Printing & Packaging Services Market, by Service Offering growth contribution, 2025-2032 109
Table 5. Global Book Printing & Packaging Services Market Size, by Service Offering, 2017-2040 (USD Million) 109
Table 6. Global Book Printing & Packaging Services Market Size, by Book Printing, by Region, 2017-2040 (USD Million) 118
Table 7. Global Book Printing & Packaging Services Market Size, by Book Printing, by Group, 2017-2040 (USD Million) 118
Table 8. Global Book Printing & Packaging Services Market Size, by Book Printing, by Country, 2017-2040 (USD Million) 119
Table 9. Global Book Printing & Packaging Services Market Size, by Bookbinding & Finishing, by Region, 2017-2040 (USD Million) 127
Table 10. Global Book Printing & Packaging Services Market Size, by Bookbinding & Finishing, by Group, 2017-2040 (USD Million) 127
Table 11. Global Book Printing & Packaging Services Market Size, by Bookbinding & Finishing, by Country, 2017-2040 (USD Million) 128
Table 12. Global Book Printing & Packaging Services Market Size, by Production-Linked Fulfillment, by Region, 2017-2040 (USD Million) 136
Table 13. Global Book Printing & Packaging Services Market Size, by Production-Linked Fulfillment, by Group, 2017-2040 (USD Million) 136
Table 14. Global Book Printing & Packaging Services Market Size, by Production-Linked Fulfillment, by Country, 2017-2040 (USD Million) 137
Table 15. Global Book Printing & Packaging Services Market Size, by Prepress Services, by Region, 2017-2040 (USD Million) 144
Table 16. Global Book Printing & Packaging Services Market Size, by Prepress Services, by Group, 2017-2040 (USD Million) 145
Table 17. Global Book Printing & Packaging Services Market Size, by Prepress Services, by Country, 2017-2040 (USD Million) 145
Table 18. Global Book Printing & Packaging Services Market Size, by Book Packaging Production, by Region, 2017-2040 (USD Million) 152
Table 19. Global Book Printing & Packaging Services Market Size, by Book Packaging Production, by Group, 2017-2040 (USD Million) 153
Table 20. Global Book Printing & Packaging Services Market Size, by Book Packaging Production, by Country, 2017-2040 (USD Million) 153
Table 21. Global Book Printing & Packaging Services Market Size, by Book Packing & Kitting, by Region, 2017-2040 (USD Million) 160

Table 22. Global Book Printing & Packaging Services Market Size, by Book Packing & Kitting, by Group, 2017-2040 (USD Million) 161
Table 23. Global Book Printing & Packaging Services Market Size, by Book Packing & Kitting, by Country, 2017-2040 (USD Million) 161
Table 24. Global Book Printing & Packaging Services Market Size, by Print Production Management, by Region, 2017-2040 (USD Million) 169
Table 25. Global Book Printing & Packaging Services Market Size, by Print Production Management, by Group, 2017-2040 (USD Million) 169
Table 26. Global Book Printing & Packaging Services Market Size, by Print Production Management, by Country, 2017-2040 (USD Million) 170
Table 27. Global Book Printing & Packaging Services Market, by Book Format growth contribution, 2025-2032 180
Table 28. Global Book Printing & Packaging Services Market Size, by Book Format, 2017-2040 (USD Million) 181
Table 29. Global Book Printing & Packaging Services Market Size, by Paperback & Softcover Books, by Region, 2017-2040 (USD Million) 189
Table 30. Global Book Printing & Packaging Services Market Size, by Paperback & Softcover Books, by Group, 2017-2040 (USD Million) 190
Table 31. Global Book Printing & Packaging Services Market Size, by Paperback & Softcover Books, by Country, 2017-2040 (USD Million) 190
Table 32. Global Book Printing & Packaging Services Market Size, by Hardcover Books, by Region, 2017-2040 (USD Million) 197
Table 33. Global Book Printing & Packaging Services Market Size, by Hardcover Books, by Group, 2017-2040 (USD Million) 198
Table 34. Global Book Printing & Packaging Services Market Size, by Hardcover Books, by Country, 2017-2040 (USD Million) 198
Table 35. Global Book Printing & Packaging Services Market Size, by Board Books, by Region, 2017-2040 (USD Million) 205
Table 36. Global Book Printing & Packaging Services Market Size, by Board Books, by Group, 2017-2040 (USD Million) 206
Table 37. Global Book Printing & Packaging Services Market Size, by Board Books, by Country, 2017-2040 (USD Million) 206
Table 38. Global Book Printing & Packaging Services Market Size, by Wire, Coil & Comb-Bound Books, by Region, 2017-2040 (USD Million) 213
Table 39. Global Book Printing & Packaging Services Market Size, by Wire, Coil & Comb-Bound Books, by Group, 2017-2040 (USD Million) 214
Table 40. Global Book Printing & Packaging Services Market Size, by Wire, Coil & Comb-Bound Books, by Country, 2017-2040 (USD Million) 214
Table 41. Global Book Printing & Packaging Services Market Size, by Saddle-Stitched Booklets, by Region, 2017-2040 (USD Million) 221
Table 42. Global Book Printing & Packaging Services Market Size, by Saddle-Stitched Booklets, by Group, 2017-2040 (USD Million) 221
Table 43. Global Book Printing & Packaging Services Market Size, by Saddle-Stitched Booklets, by Country, 2017-2040 (USD Million) 222

Table 44. Global Book Printing & Packaging Services Market Size, by Loose-Leaf Books, by Region, 2017-2040 (USD Million) 229
Table 45. Global Book Printing & Packaging Services Market Size, by Loose-Leaf Books, by Group, 2017-2040 (USD Million) 229
Table 46. Global Book Printing & Packaging Services Market Size, by Loose-Leaf Books, by Country, 2017-2040 (USD Million) 230
Table 47. Global Book Printing & Packaging Services Market Size, by Textile Books, by Region, 2017-2040 (USD Million) 237
Table 48. Global Book Printing & Packaging Services Market Size, by Textile Books, by Group, 2017-2040 (USD Million) 237
Table 49. Global Book Printing & Packaging Services Market Size, by Textile Books, by Country, 2017-2040 (USD Million) 238
Table 50. Global Book Printing & Packaging Services Market Size, by Bath Books, by Region, 2017-2040 (USD Million) 245
Table 51. Global Book Printing & Packaging Services Market Size, by Bath Books, by Group, 2017-2040 (USD Million) 245
Table 52. Global Book Printing & Packaging Services Market Size, by Bath Books, by Country, 2017-2040 (USD Million) 246
Table 53. Global Book Printing & Packaging Services Market Size, by Accordion-Fold Books, by Region, 2017-2040 (USD Million) 253
Table 54. Global Book Printing & Packaging Services Market Size, by Accordion-Fold Books, by Group, 2017-2040 (USD Million) 253
Table 55. Global Book Printing & Packaging Services Market Size, by Accordion-Fold Books, by Country, 2017-2040 (USD Million) 254
Table 56. Global Book Printing & Packaging Services Market Size, by Slide-Bound Books, by Region, 2017-2040 (USD Million) 261
Table 57. Global Book Printing & Packaging Services Market Size, by Slide-Bound Books, by Group, 2017-2040 (USD Million) 261
Table 58. Global Book Printing & Packaging Services Market Size, by Slide-Bound Books, by Country, 2017-2040 (USD Million) 262
Table 59. Global Book Printing & Packaging Services Market Size, by Foam Books, by Region, 2017-2040 (USD Million) 269
Table 60. Global Book Printing & Packaging Services Market Size, by Foam Books, by Group, 2017-2040 (USD Million) 269
Table 61. Global Book Printing & Packaging Services Market Size, by Foam Books, by Country, 2017-2040 (USD Million) 270
Table 62. Global Book Printing & Packaging Services Market, by Packaging Format growth contribution, 2025-2032 280
Table 63. Global Book Printing & Packaging Services Market Size, by Packaging Format, 2017-2040 (USD Million) 281
Table 64. Global Book Printing & Packaging Services Market Size, by Boxes & Lidded Cases, by Region, 2017-2040 (USD Million) 289
Table 65. Global Book Printing & Packaging Services Market Size, by Boxes & Lidded Cases, by Group, 2017-2040 (USD Million) 289

Table 66. Global Book Printing & Packaging Services Market Size, by Boxes & Lidded Cases, by Country, 2017-2040 (USD Million) 290
Table 67. Global Book Printing & Packaging Services Market Size, by Film & Paper Wraps, by Region, 2017-2040 (USD Million) 298
Table 68. Global Book Printing & Packaging Services Market Size, by Film & Paper Wraps, by Group, 2017-2040 (USD Million) 298
Table 69. Global Book Printing & Packaging Services Market Size, by Film & Paper Wraps, by Country, 2017-2040 (USD Million) 299
Table 70. Global Book Printing & Packaging Services Market Size, by Slipcases, by Region, 2017-2040 (USD Million) 306
Table 71. Global Book Printing & Packaging Services Market Size, by Slipcases, by Group, 2017-2040 (USD Million) 307
Table 72. Global Book Printing & Packaging Services Market Size, by Slipcases, by Country, 2017-2040 (USD Million) 307
Table 73. Global Book Printing & Packaging Services Market Size, by Envelopes, Wallets & Folders, by Region, 2017-2040 (USD Million) 314
Table 74. Global Book Printing & Packaging Services Market Size, by Envelopes, Wallets & Folders, by Group, 2017-2040 (USD Million) 315
Table 75. Global Book Printing & Packaging Services Market Size, by Envelopes, Wallets & Folders, by Country, 2017-2040 (USD Million) 315
Table 76. Global Book Printing & Packaging Services Market Size, by Bags & Pouches, by Region, 2017-2040 (USD Million) 322
Table 77. Global Book Printing & Packaging Services Market Size, by Bags & Pouches, by Group, 2017-2040 (USD Million) 322
Table 78. Global Book Printing & Packaging Services Market Size, by Bags & Pouches, by Country, 2017-2040 (USD Million) 323
Table 79. Global Book Printing & Packaging Services Market Size, by Seals & Strapping, by Region, 2017-2040 (USD Million) 330
Table 80. Global Book Printing & Packaging Services Market Size, by Seals & Strapping, by Group, 2017-2040 (USD Million) 331
Table 81. Global Book Printing & Packaging Services Market Size, by Seals & Strapping, by Country, 2017-2040 (USD Million) 331
Table 82. Global Book Printing & Packaging Services Market Size, by Protective Inserts & Cushioning, by Region, 2017-2040 (USD Million) 338
Table 83. Global Book Printing & Packaging Services Market Size, by Protective Inserts & Cushioning, by Group, 2017-2040 (USD Million) 338
Table 84. Global Book Printing & Packaging Services Market Size, by Protective Inserts & Cushioning, by Country, 2017-2040 (USD Million) 339
Table 85. Global Book Printing & Packaging Services Market Size, by Sleeves & Wraparound Bands, by Region, 2017-2040 (USD Million) 346
Table 86. Global Book Printing & Packaging Services Market Size, by Sleeves & Wraparound Bands, by Group, 2017-2040 (USD Million) 347
Table 87. Global Book Printing & Packaging Services Market Size, by Sleeves & Wraparound Bands, by Country, 2017-2040 (USD Million) 347

Table 88. Global Book Printing & Packaging Services Market Size, by Blister & Clamshell Packs, by Region, 2017-2040 (USD Million) 354
Table 89. Global Book Printing & Packaging Services Market Size, by Blister & Clamshell Packs, by Group, 2017-2040 (USD Million) 354
Table 90. Global Book Printing & Packaging Services Market Size, by Blister & Clamshell Packs, by Country, 2017-2040 (USD Million) 355
Table 91. Global Book Printing & Packaging Services Market, by Printing Technology growth contribution, 2025-2032 365
Table 92. Global Book Printing & Packaging Services Market Size, by Printing Technology, 2017-2040 (USD Million) 365
Table 93. Global Book Printing & Packaging Services Market, by Offset Lithography growth contribution, 2025-2032 371
Table 94. Global Book Printing & Packaging Services Market Size, by Offset Lithography, by Region, 2017-2040 (USD Million) 372
Table 95. Global Book Printing & Packaging Services Market Size, by Offset Lithography, by Group, 2017-2040 (USD Million) 372
Table 96. Global Book Printing & Packaging Services Market Size, by Offset Lithography, by Country, 2017-2040 (USD Million) 373
Table 97. Global Book Printing & Packaging Services Market Size, by Web Offset Printing, by Region, 2017-2040 (USD Million) 380
Table 98. Global Book Printing & Packaging Services Market Size, by Web Offset Printing, by Group, 2017-2040 (USD Million) 380
Table 99. Global Book Printing & Packaging Services Market Size, by Web Offset Printing, by Country, 2017-2040 (USD Million) 381
Table 100. Global Book Printing & Packaging Services Market Size, by Sheetfed Offset Printing, by Region, 2017-2040 (USD Million) 387
Table 101. Global Book Printing & Packaging Services Market Size, by Sheetfed Offset Printing, by Group, 2017-2040 (USD Million) 387
Table 102. Global Book Printing & Packaging Services Market Size, by Sheetfed Offset Printing, by Country, 2017-2040 (USD Million) 388
Table 103. Global Book Printing & Packaging Services Market, by Digital Printing growth contribution, 2025-2032 394
Table 104. Global Book Printing & Packaging Services Market Size, by Digital Printing, by Region, 2017-2040 (USD Million) 394
Table 105. Global Book Printing & Packaging Services Market Size, by Digital Printing, by Group, 2017-2040 (USD Million) 395
Table 106. Global Book Printing & Packaging Services Market Size, by Digital Printing, by Country, 2017-2040 (USD Million) 395
Table 107. Global Book Printing & Packaging Services Market Size, by Inkjet Printing, by Region, 2017-2040 (USD Million) 403
Table 108. Global Book Printing & Packaging Services Market Size, by Inkjet Printing, by Group, 2017-2040 (USD Million) 403
Table 109. Global Book Printing & Packaging Services Market Size, by Inkjet Printing, by Country, 2017-2040 (USD Million) 404

Table 110. Global Book Printing & Packaging Services Market Size, by Electrophotographic Printing, by Region, 2017-2040 (USD Million) 410
Table 111. Global Book Printing & Packaging Services Market Size, by Electrophotographic Printing, by Group, 2017-2040 (USD Million) 410
Table 112. Global Book Printing & Packaging Services Market Size, by Electrophotographic Printing, by Country, 2017-2040 (USD Million) 411
Table 113. Global Book Printing & Packaging Services Market Size, by Thermal Printing, by Region, 2017-2040 (USD Million) 417
Table 114. Global Book Printing & Packaging Services Market Size, by Thermal Printing, by Group, 2017-2040 (USD Million) 417
Table 115. Global Book Printing & Packaging Services Market Size, by Thermal Printing, by Country, 2017-2040 (USD Million) 418
Table 116. Global Book Printing & Packaging Services Market Size, by Flexographic Printing, by Region, 2017-2040 (USD Million) 425
Table 117. Global Book Printing & Packaging Services Market Size, by Flexographic Printing, by Group, 2017-2040 (USD Million) 425
Table 118. Global Book Printing & Packaging Services Market Size, by Flexographic Printing, by Country, 2017-2040 (USD Million) 426
Table 119. Global Book Printing & Packaging Services Market Size, by Silver-Halide Photographic Printing, by Region, 2017-2040 (USD Million) 433
Table 120. Global Book Printing & Packaging Services Market Size, by Silver-Halide Photographic Printing, by Group, 2017-2040 (USD Million) 433
Table 121. Global Book Printing & Packaging Services Market Size, by Silver-Halide Photographic Printing, by Country, 2017-2040 (USD Million) 434
Table 122. Global Book Printing & Packaging Services Market Size, by Screen Printing, by Region, 2017-2040 (USD Million) 441
Table 123. Global Book Printing & Packaging Services Market Size, by Screen Printing, by Group, 2017-2040 (USD Million) 441
Table 124. Global Book Printing & Packaging Services Market Size, by Screen Printing, by Country, 2017-2040 (USD Million) 442
Table 125. Global Book Printing & Packaging Services Market Size, by Braille Embossing, by Region, 2017-2040 (USD Million) 448
Table 126. Global Book Printing & Packaging Services Market Size, by Braille Embossing, by Group, 2017-2040 (USD Million) 448
Table 127. Global Book Printing & Packaging Services Market Size, by Braille Embossing, by Country, 2017-2040 (USD Million) 449
Table 128. Global Book Printing & Packaging Services Market Size, by Gravure Printing, by Region, 2017-2040 (USD Million) 456
Table 129. Global Book Printing & Packaging Services Market Size, by Gravure Printing, by Group, 2017-2040 (USD Million) 457
Table 130. Global Book Printing & Packaging Services Market Size, by Gravure Printing, by Country, 2017-2040 (USD Million) 457
Table 131. Global Book Printing & Packaging Services Market Size, by Letterpress Printing, by Region, 2017-2040 (USD Million) 464

Table 132. Global Book Printing & Packaging Services Market Size, by Letterpress Printing, by Group, 2017-2040 (USD Million) 464
Table 133. Global Book Printing & Packaging Services Market Size, by Letterpress Printing, by Country, 2017-2040 (USD Million) 465
Table 134. Global Book Printing & Packaging Services Market Size, by Stencil Duplicator Printing, by Region, 2017-2040 (USD Million) 472
Table 135. Global Book Printing & Packaging Services Market Size, by Stencil Duplicator Printing, by Group, 2017-2040 (USD Million) 472
Table 136. Global Book Printing & Packaging Services Market Size, by Stencil Duplicator Printing, by Country, 2017-2040 (USD Million) 473
Table 137. Global Book Printing & Packaging Services Market, by Publication Application growth contribution, 2025-2032 483
Table 138. Global Book Printing & Packaging Services Market Size, by Publication Application, 2017-2040 (USD Million) 484
Table 139. Global Book Printing & Packaging Services Market Size, by General-Interest Books, by Region, 2017-2040 (USD Million) 489
Table 140. Global Book Printing & Packaging Services Market Size, by General-Interest Books, by Group, 2017-2040 (USD Million) 489
Table 141. Global Book Printing & Packaging Services Market Size, by General-Interest Books, by Country, 2017-2040 (USD Million) 490
Table 142. Global Book Printing & Packaging Services Market, by Educational & Training Books growth contribution, 2025-2032 497
Table 143. Global Book Printing & Packaging Services Market Size, by Educational & Training Books, by Region, 2017-2040 (USD Million) 497
Table 144. Global Book Printing & Packaging Services Market Size, by Educational & Training Books, by Group, 2017-2040 (USD Million) 498
Table 145. Global Book Printing & Packaging Services Market Size, by Educational & Training Books, by Country, 2017-2040 (USD Million) 498
Table 146. Global Book Printing & Packaging Services Market Size, by School Textbooks & Workbooks, by Region, 2017-2040 (USD Million) 506
Table 147. Global Book Printing & Packaging Services Market Size, by School Textbooks & Workbooks, by Group, 2017-2040 (USD Million) 506
Table 148. Global Book Printing & Packaging Services Market Size, by School Textbooks & Workbooks, by Country, 2017-2040 (USD Million) 507
Table 149. Global Book Printing & Packaging Services Market Size, by Higher Education Textbooks, by Region, 2017-2040 (USD Million) 514
Table 150. Global Book Printing & Packaging Services Market Size, by Higher Education Textbooks, by Group, 2017-2040 (USD Million) 514
Table 151. Global Book Printing & Packaging Services Market Size, by Higher Education Textbooks, by Country, 2017-2040 (USD Million) 515
Table 152. Global Book Printing & Packaging Services Market Size, by Vocational & Continuing Education Books, by Region, 2017-2040 (USD Million) 522
Table 153. Global Book Printing & Packaging Services Market Size, by Vocational & Continuing Education Books, by Group, 2017-2040 (USD Million) 522

Table 154. Global Book Printing & Packaging Services Market Size, by Vocational & Continuing Education Books, by Country, 2017-2040 (USD Million) 523
Table 155. Global Book Printing & Packaging Services Market, by Commemorative & Personal Books growth contribution, 2025-2032 529
Table 156. Global Book Printing & Packaging Services Market Size, by Commemorative & Personal Books, by Region, 2017-2040 (USD Million) 529
Table 157. Global Book Printing & Packaging Services Market Size, by Commemorative & Personal Books, by Group, 2017-2040 (USD Million) 530
Table 158. Global Book Printing & Packaging Services Market Size, by Commemorative & Personal Books, by Country, 2017-2040 (USD Million) 530
Table 159. Global Book Printing & Packaging Services Market Size, by Personal Photo & Memory Books, by Region, 2017-2040 (USD Million) 537
Table 160. Global Book Printing & Packaging Services Market Size, by Personal Photo & Memory Books, by Group, 2017-2040 (USD Million) 538
Table 161. Global Book Printing & Packaging Services Market Size, by Personal Photo & Memory Books, by Country, 2017-2040 (USD Million) 538
Table 162. Global Book Printing & Packaging Services Market Size, by Yearbooks & Organizational Commemoratives, by Region, 2017-2040 (USD Million) 545
Table 163. Global Book Printing & Packaging Services Market Size, by Yearbooks & Organizational Commemoratives, by Group, 2017-2040 (USD Million) 545
Table 164. Global Book Printing & Packaging Services Market Size, by Yearbooks & Organizational Commemoratives, by Country, 2017-2040 (USD Million) 546
Table 165. Global Book Printing & Packaging Services Market, by Scholarly & Professional Books growth contribution, 2025-2032 553
Table 166. Global Book Printing & Packaging Services Market Size, by Scholarly & Professional Books, by Region, 2017-2040 (USD Million) 553
Table 167. Global Book Printing & Packaging Services Market Size, by Scholarly & Professional Books, by Group, 2017-2040 (USD Million) 554
Table 168. Global Book Printing & Packaging Services Market Size, by Scholarly & Professional Books, by Country, 2017-2040 (USD Million) 554
Table 169. Global Book Printing & Packaging Services Market Size, by Professional & Technical Reference Books, by Region, 2017-2040 (USD Million) 561
Table 170. Global Book Printing & Packaging Services Market Size, by Professional & Technical Reference Books, by Group, 2017-2040 (USD Million) 562
Table 171. Global Book Printing & Packaging Services Market Size, by Professional & Technical Reference Books, by Country, 2017-2040 (USD Million) 562
Table 172. Global Book Printing & Packaging Services Market Size, by Scholarly Research Books, by Region, 2017-2040 (USD Million) 569
Table 173. Global Book Printing & Packaging Services Market Size, by Scholarly Research Books, by Group, 2017-2040 (USD Million) 569
Table 174. Global Book Printing & Packaging Services Market Size, by Scholarly Research Books, by Country, 2017-2040 (USD Million) 570
Table 175. Global Book Printing & Packaging Services Market Size, by Religious & Devotional Books, by Region, 2017-2040 (USD Million) 577

Table 176. Global Book Printing & Packaging Services Market Size, by Religious & Devotional Books, by Group, 2017-2040 (USD Million) 577
Table 177. Global Book Printing & Packaging Services Market Size, by Religious & Devotional Books, by Country, 2017-2040 (USD Million) 578
Table 178. Global Book Printing & Packaging Services Market Size, by Art & Photography Books, by Region, 2017-2040 (USD Million) 585
Table 179. Global Book Printing & Packaging Services Market Size, by Art & Photography Books, by Group, 2017-2040 (USD Million) 585
Table 180. Global Book Printing & Packaging Services Market Size, by Art & Photography Books, by Country, 2017-2040 (USD Million) 586
Table 181. Global Book Printing & Packaging Services Market Size, by Activity & Puzzle Books, by Region, 2017-2040 (USD Million) 593
Table 182. Global Book Printing & Packaging Services Market Size, by Activity & Puzzle Books, by Group, 2017-2040 (USD Million) 593
Table 183. Global Book Printing & Packaging Services Market Size, by Activity & Puzzle Books, by Country, 2017-2040 (USD Million) 594
Table 184. Global Book Printing & Packaging Services Market Size, by Institutional & Corporate Books, by Region, 2017-2040 (USD Million) 601
Table 185. Global Book Printing & Packaging Services Market Size, by Institutional & Corporate Books, by Group, 2017-2040 (USD Million) 601
Table 186. Global Book Printing & Packaging Services Market Size, by Institutional & Corporate Books, by Country, 2017-2040 (USD Million) 602
Table 187. Global Book Printing & Packaging Services Market Size, by Music Books & Scores, by Region, 2017-2040 (USD Million) 609
Table 188. Global Book Printing & Packaging Services Market Size, by Music Books & Scores, by Group, 2017-2040 (USD Million) 609
Table 189. Global Book Printing & Packaging Services Market Size, by Music Books & Scores, by Country, 2017-2040 (USD Million) 610
Table 190. Global Book Printing & Packaging Services Market, by Buyer Type growth contribution, 2025-2032 620
Table 191. Global Book Printing & Packaging Services Market Size, by Buyer Type, 2017-2040 (USD Million) 621
Table 192. Global Book Printing & Packaging Services Market Size, by Publishing Organizations, by Region, 2017-2040 (USD Million) 627
Table 193. Global Book Printing & Packaging Services Market Size, by Publishing Organizations, by Group, 2017-2040 (USD Million) 627
Table 194. Global Book Printing & Packaging Services Market Size, by Publishing Organizations, by Country, 2017-2040 (USD Million) 628
Table 195. Global Book Printing & Packaging Services Market Size, by Print & Production Service Providers, by Region, 2017-2040 (USD Million) 635
Table 196. Global Book Printing & Packaging Services Market Size, by Print & Production Service Providers, by Group, 2017-2040 (USD Million) 635
Table 197. Global Book Printing & Packaging Services Market Size, by Print & Production Service Providers, by Country, 2017-2040 (USD Million) 636

Table 198. Global Book Printing & Packaging Services Market Size, by Private Individuals & Households, by Region, 2017-2040 (USD Million) 643
Table 199. Global Book Printing & Packaging Services Market Size, by Private Individuals & Households, by Group, 2017-2040 (USD Million) 644
Table 200. Global Book Printing & Packaging Services Market Size, by Private Individuals & Households, by Country, 2017-2040 (USD Million) 644
Table 201. Global Book Printing & Packaging Services Market Size, by Government & Intergovernmental Bodies, by Region, 2017-2040 (USD Million) 651
Table 202. Global Book Printing & Packaging Services Market Size, by Government & Intergovernmental Bodies, by Group, 2017-2040 (USD Million) 652
Table 203. Global Book Printing & Packaging Services Market Size, by Government & Intergovernmental Bodies, by Country, 2017-2040 (USD Million) 652
Table 204. Global Book Printing & Packaging Services Market Size, by Educational & Research Institutions, by Region, 2017-2040 (USD Million) 659
Table 205. Global Book Printing & Packaging Services Market Size, by Educational & Research Institutions, by Group, 2017-2040 (USD Million) 660
Table 206. Global Book Printing & Packaging Services Market Size, by Educational & Research Institutions, by Country, 2017-2040 (USD Million) 660
Table 207. Global Book Printing & Packaging Services Market Size, by Self-Publishing Authors & Creators, by Region, 2017-2040 (USD Million) 667
Table 208. Global Book Printing & Packaging Services Market Size, by Self-Publishing Authors & Creators, by Group, 2017-2040 (USD Million) 667
Table 209. Global Book Printing & Packaging Services Market Size, by Self-Publishing Authors & Creators, by Country, 2017-2040 (USD Million) 668
Table 210. Global Book Printing & Packaging Services Market Size, by Corporate & Commercial Buyers, by Region, 2017-2040 (USD Million) 674
Table 211. Global Book Printing & Packaging Services Market Size, by Corporate & Commercial Buyers, by Group, 2017-2040 (USD Million) 675
Table 212. Global Book Printing & Packaging Services Market Size, by Corporate & Commercial Buyers, by Country, 2017-2040 (USD Million) 675
Table 213. Global Book Printing & Packaging Services Market Size, by Nonprofit & Membership Organizations, by Region, 2017-2040 (USD Million) 682
Table 214. Global Book Printing & Packaging Services Market Size, by Nonprofit & Membership Organizations, by Group, 2017-2040 (USD Million) 682
Table 215. Global Book Printing & Packaging Services Market Size, by Nonprofit & Membership Organizations, by Country, 2017-2040 (USD Million) 683
Table 216. Global Book Printing & Packaging Services Market, by Production Model growth contribution, 2025-2032 692
Table 217. Global Book Printing & Packaging Services Market Size, by Production Model, 2017-2040 (USD Million) 692
Table 218. Global Book Printing & Packaging Services Market Size, by Planned Stock Production, by Region, 2017-2040 (USD Million) 697
Table 219. Global Book Printing & Packaging Services Market Size, by Planned Stock Production, by Group, 2017-2040 (USD Million) 698

Table 220. Global Book Printing & Packaging Services Market Size, by Planned Stock Production, by Country, 2017-2040 (USD Million) 698
Table 221. Global Book Printing & Packaging Services Market Size, by Stock Replenishment, by Region, 2017-2040 (USD Million) 705
Table 222. Global Book Printing & Packaging Services Market Size, by Stock Replenishment, by Group, 2017-2040 (USD Million) 706
Table 223. Global Book Printing & Packaging Services Market Size, by Stock Replenishment, by Country, 2017-2040 (USD Million) 706
Table 224. Global Book Printing & Packaging Services Market Size, by Print-on-Demand, by Region, 2017-2040 (USD Million) 714
Table 225. Global Book Printing & Packaging Services Market Size, by Print-on-Demand, by Group, 2017-2040 (USD Million) 714
Table 226. Global Book Printing & Packaging Services Market Size, by Print-on-Demand, by Country, 2017-2040 (USD Million) 715
Table 227. Global Book Printing & Packaging Services Market, by Fulfillment Model growth contribution, 2025-2032 724
Table 228. Global Book Printing & Packaging Services Market Size, by Fulfillment Model, 2017-2040 (USD Million) 724
Table 229. Global Book Printing & Packaging Services Market Size, by Consolidated Handoff, by Region, 2017-2040 (USD Million) 729
Table 230. Global Book Printing & Packaging Services Market Size, by Consolidated Handoff, by Group, 2017-2040 (USD Million) 729
Table 231. Global Book Printing & Packaging Services Market Size, by Consolidated Handoff, by Country, 2017-2040 (USD Million) 730
Table 232. Global Book Printing & Packaging Services Market Size, by Distribution-List Delivery, by Region, 2017-2040 (USD Million) 737
Table 233. Global Book Printing & Packaging Services Market Size, by Distribution-List Delivery, by Group, 2017-2040 (USD Million) 737
Table 234. Global Book Printing & Packaging Services Market Size, by Distribution-List Delivery, by Country, 2017-2040 (USD Million) 738
Table 235. Global Book Printing & Packaging Services Market Size, by Order-Level Fulfillment, by Region, 2017-2040 (USD Million) 745
Table 236. Global Book Printing & Packaging Services Market Size, by Order-Level Fulfillment, by Group, 2017-2040 (USD Million) 745
Table 237. Global Book Printing & Packaging Services Market Size, by Order-Level Fulfillment, by Country, 2017-2040 (USD Million) 746
Table 238. Global Book Printing & Packaging Services Market, by Procurement Channel growth contribution, 2025-2032 755
Table 239. Global Book Printing & Packaging Services Market Size, by Procurement Channel, 2017-2040 (USD Million) 755
Table 240. Global Book Printing & Packaging Services Market Size, by Direct Provider Contracting, by Region, 2017-2040 (USD Million) 760
Table 241. Global Book Printing & Packaging Services Market Size, by Direct Provider Contracting, by Group, 2017-2040 (USD Million) 760

Table 242. Global Book Printing & Packaging Services Market Size, by Direct Provider Contracting, by Country, 2017-2040 (USD Million) 761
Table 243. Global Book Printing & Packaging Services Market Size, by Intermediary-Led Contracting, by Region, 2017-2040 (USD Million) 769
Table 244. Global Book Printing & Packaging Services Market Size, by Intermediary-Led Contracting, by Group, 2017-2040 (USD Million) 769
Table 245. Global Book Printing & Packaging Services Market Size, by Intermediary-Led Contracting, by Country, 2017-2040 (USD Million) 770
Table 246. Global Book Printing & Packaging Services Market, by Print Run Length growth contribution, 2025-2032 779
Table 247. Global Book Printing & Packaging Services Market Size, by Print Run Length, 2017-2040 (USD Million) 779
Table 248. Global Book Printing & Packaging Services Market Size, by Long Runs, by Region, 2017-2040 (USD Million) 785
Table 249. Global Book Printing & Packaging Services Market Size, by Long Runs, by Group, 2017-2040 (USD Million) 786
Table 250. Global Book Printing & Packaging Services Market Size, by Long Runs, by Country, 2017-2040 (USD Million) 786
Table 251. Global Book Printing & Packaging Services Market Size, by Medium Runs, by Region, 2017-2040 (USD Million) 793
Table 252. Global Book Printing & Packaging Services Market Size, by Medium Runs, by Group, 2017-2040 (USD Million) 794
Table 253. Global Book Printing & Packaging Services Market Size, by Medium Runs, by Country, 2017-2040 (USD Million) 794
Table 254. Global Book Printing & Packaging Services Market Size, by Short Runs, by Region, 2017-2040 (USD Million) 802
Table 255. Global Book Printing & Packaging Services Market Size, by Short Runs, by Group, 2017-2040 (USD Million) 802
Table 256. Global Book Printing & Packaging Services Market Size, by Short Runs, by Country, 2017-2040 (USD Million) 803
Table 257. Global Book Printing & Packaging Services Market Size, by Single-Copy Runs, by Region, 2017-2040 (USD Million) 809
Table 258. Global Book Printing & Packaging Services Market Size, by Single-Copy Runs, by Group, 2017-2040 (USD Million) 810
Table 259. Global Book Printing & Packaging Services Market Size, by Single-Copy Runs, by Country, 2017-2040 (USD Million) 810
Table 260. Global Book Printing & Packaging Services Market, by Interior Color growth contribution, 2025-2032 819
Table 261. Global Book Printing & Packaging Services Market Size, by Interior Color, 2017-2040 (USD Million) 819
Table 262. Global Book Printing & Packaging Services Market Size, by Black-and-White Interiors, by Region, 2017-2040 (USD Million) 826
Table 263. Global Book Printing & Packaging Services Market Size, by Black-and-White Interiors, by Group, 2017-2040 (USD Million) 826

Table 264. Global Book Printing & Packaging Services Market Size, by Black-and-White Interiors, by Country, 2017-2040 (USD Million) 827
Table 265. Global Book Printing & Packaging Services Market Size, by Full-Color Interiors, by Region, 2017-2040 (USD Million) 834
Table 266. Global Book Printing & Packaging Services Market Size, by Full-Color Interiors, by Group, 2017-2040 (USD Million) 835
Table 267. Global Book Printing & Packaging Services Market Size, by Full-Color Interiors, by Country, 2017-2040 (USD Million) 835
Table 268. Global Book Printing & Packaging Services Market Size, by Spot-Color Interiors, by Region, 2017-2040 (USD Million) 843
Table 269. Global Book Printing & Packaging Services Market Size, by Spot-Color Interiors, by Group, 2017-2040 (USD Million) 843
Table 270. Global Book Printing & Packaging Services Market Size, by Spot-Color Interiors, by Country, 2017-2040 (USD Million) 844
Table 271. Global Book Printing & Packaging Services Market, by Region growth contribution, 2025-2032 855
Table 272. Global Book Printing & Packaging Services Market Size, by Region, 2017-2040 (USD Million) 855
Table 273. Asia-Pacific Book Printing & Packaging Services Market, by Country growth contribution, 2025-2032 861
Table 274. Asia-Pacific Book Printing & Packaging Services Market Size, by Region, 2017-2040 (USD Million) 862
Table 275. Asia-Pacific Book Printing & Packaging Services Market Size, by Service Offering, 2017-2040 (USD Million) 862
Table 276. Asia-Pacific Book Printing & Packaging Services Market Size, by Book Format, 2017-2040 (USD Million) 863
Table 277. Asia-Pacific Book Printing & Packaging Services Market Size, by Packaging Format, 2017-2040 (USD Million) 863
Table 278. Asia-Pacific Book Printing & Packaging Services Market Size, by Printing Technology, 2017-2040 (USD Million) 864
Table 279. Asia-Pacific Book Printing & Packaging Services Market Size, by Offset Lithography, 2017-2040 (USD Million) 864
Table 280. Asia-Pacific Book Printing & Packaging Services Market Size, by Digital Printing, 2017-2040 (USD Million) 864
Table 281. Asia-Pacific Book Printing & Packaging Services Market Size, by Publication Application, 2017-2040 (USD Million) 865
Table 282. Asia-Pacific Book Printing & Packaging Services Market Size, by Educational & Training Books, 2017-2040 (USD Million) 865
Table 283. Asia-Pacific Book Printing & Packaging Services Market Size, by Commemorative & Personal Books, 2017-2040 (USD Million) 865
Table 284. Asia-Pacific Book Printing & Packaging Services Market Size, by Scholarly & Professional Books, 2017-2040 (USD Million) 866
Table 285. Asia-Pacific Book Printing & Packaging Services Market Size, by Buyer Type, 2017-2040 (USD Million) 866

Table 286. Asia-Pacific Book Printing & Packaging Services Market Size, by Production Model, 2017-2040 (USD Million) 866
Table 287. Asia-Pacific Book Printing & Packaging Services Market Size, by Fulfillment Model, 2017-2040 (USD Million) 867
Table 288. Asia-Pacific Book Printing & Packaging Services Market Size, by Procurement Channel, 2017-2040 (USD Million) 867
Table 289. Asia-Pacific Book Printing & Packaging Services Market Size, by Print Run Length, 2017-2040 (USD Million) 867
Table 290. Asia-Pacific Book Printing & Packaging Services Market Size, by Interior Color, 2017-2040 (USD Million) 867
Table 291. Europe Book Printing & Packaging Services Market, by Country growth contribution, 2025-2032 902
Table 292. Europe Book Printing & Packaging Services Market Size, by Region, 2017-2040 (USD Million) 903
Table 293. Europe Book Printing & Packaging Services Market Size, by Service Offering, 2017-2040 (USD Million) 903
Table 294. Europe Book Printing & Packaging Services Market Size, by Book Format, 2017-2040 (USD Million) 904
Table 295. Europe Book Printing & Packaging Services Market Size, by Packaging Format, 2017-2040 (USD Million) 904
Table 296. Europe Book Printing & Packaging Services Market Size, by Printing Technology, 2017-2040 (USD Million) 905
Table 297. Europe Book Printing & Packaging Services Market Size, by Offset Lithography, 2017-2040 (USD Million) 905
Table 298. Europe Book Printing & Packaging Services Market Size, by Digital Printing, 2017-2040 (USD Million) 905
Table 299. Europe Book Printing & Packaging Services Market Size, by Publication Application, 2017-2040 (USD Million) 906
Table 300. Europe Book Printing & Packaging Services Market Size, by Educational & Training Books, 2017-2040 (USD Million) 906
Table 301. Europe Book Printing & Packaging Services Market Size, by Commemorative & Personal Books, 2017-2040 (USD Million) 906
Table 302. Europe Book Printing & Packaging Services Market Size, by Scholarly & Professional Books, 2017-2040 (USD Million) 907
Table 303. Europe Book Printing & Packaging Services Market Size, by Buyer Type, 2017-2040 (USD Million) 907
Table 304. Europe Book Printing & Packaging Services Market Size, by Production Model, 2017-2040 (USD Million) 907
Table 305. Europe Book Printing & Packaging Services Market Size, by Fulfillment Model, 2017-2040 (USD Million) 908
Table 306. Europe Book Printing & Packaging Services Market Size, by Procurement Channel, 2017-2040 (USD Million) 908
Table 307. Europe Book Printing & Packaging Services Market Size, by Print Run Length, 2017-2040 (USD Million) 908

Table 308. Europe Book Printing & Packaging Services Market Size, by Interior Color, 2017-2040 (USD Million) 908
Table 309. North America Book Printing & Packaging Services Market, by Country growth contribution, 2025-2032 942
Table 310. North America Book Printing & Packaging Services Market Size, by Region, 2017-2040 (USD Million) 942
Table 311. North America Book Printing & Packaging Services Market Size, by Service Offering, 2017-2040 (USD Million) 942
Table 312. North America Book Printing & Packaging Services Market Size, by Book Format, 2017-2040 (USD Million) 943
Table 313. North America Book Printing & Packaging Services Market Size, by Packaging Format, 2017-2040 (USD Million) 943
Table 314. North America Book Printing & Packaging Services Market Size, by Printing Technology, 2017-2040 (USD Million) 944
Table 315. North America Book Printing & Packaging Services Market Size, by Offset Lithography, 2017-2040 (USD Million) 944
Table 316. North America Book Printing & Packaging Services Market Size, by Digital Printing, 2017-2040 (USD Million) 944
Table 317. North America Book Printing & Packaging Services Market Size, by Publication Application, 2017-2040 (USD Million) 945
Table 318. North America Book Printing & Packaging Services Market Size, by Educational & Training Books, 2017-2040 (USD Million) 945
Table 319. North America Book Printing & Packaging Services Market Size, by Commemorative & Personal Books, 2017-2040 (USD Million) 945
Table 320. North America Book Printing & Packaging Services Market Size, by Scholarly & Professional Books, 2017-2040 (USD Million) 946
Table 321. North America Book Printing & Packaging Services Market Size, by Buyer Type, 2017-2040 (USD Million) 946
Table 322. North America Book Printing & Packaging Services Market Size, by Production Model, 2017-2040 (USD Million) 946
Table 323. North America Book Printing & Packaging Services Market Size, by Fulfillment Model, 2017-2040 (USD Million) 947
Table 324. North America Book Printing & Packaging Services Market Size, by Procurement Channel, 2017-2040 (USD Million) 947
Table 325. North America Book Printing & Packaging Services Market Size, by Print Run Length, 2017-2040 (USD Million) 947
Table 326. North America Book Printing & Packaging Services Market Size, by Interior Color, 2017-2040 (USD Million) 947
Table 327. Latin America Book Printing & Packaging Services Market, by Country growth contribution, 2025-2032 981
Table 328. Latin America Book Printing & Packaging Services Market Size, by Region, 2017-2040 (USD Million) 981
Table 329. Latin America Book Printing & Packaging Services Market Size, by Service Offering, 2017-2040 (USD Million) 982

Table 330. Latin America Book Printing & Packaging Services Market Size, by Book Format, 2017-2040 (USD Million) 982
Table 331. Latin America Book Printing & Packaging Services Market Size, by Packaging Format, 2017-2040 (USD Million) 983
Table 332. Latin America Book Printing & Packaging Services Market Size, by Printing Technology, 2017-2040 (USD Million) 983
Table 333. Latin America Book Printing & Packaging Services Market Size, by Offset Lithography, 2017-2040 (USD Million) 984
Table 334. Latin America Book Printing & Packaging Services Market Size, by Digital Printing, 2017-2040 (USD Million) 984
Table 335. Latin America Book Printing & Packaging Services Market Size, by Publication Application, 2017-2040 (USD Million) 984
Table 336. Latin America Book Printing & Packaging Services Market Size, by Educational & Training Books, 2017-2040 (USD Million) 985
Table 337. Latin America Book Printing & Packaging Services Market Size, by Commemorative & Personal Books, 2017-2040 (USD Million) 985
Table 338. Latin America Book Printing & Packaging Services Market Size, by Scholarly & Professional Books, 2017-2040 (USD Million) 985
Table 339. Latin America Book Printing & Packaging Services Market Size, by Buyer Type, 2017-2040 (USD Million) 986
Table 340. Latin America Book Printing & Packaging Services Market Size, by Production Model, 2017-2040 (USD Million) 986
Table 341. Latin America Book Printing & Packaging Services Market Size, by Fulfillment Model, 2017-2040 (USD Million) 986
Table 342. Latin America Book Printing & Packaging Services Market Size, by Procurement Channel, 2017-2040 (USD Million) 987
Table 343. Latin America Book Printing & Packaging Services Market Size, by Print Run Length, 2017-2040 (USD Million) 987
Table 344. Latin America Book Printing & Packaging Services Market Size, by Interior Color, 2017-2040 (USD Million) 987
Table 345. Middle East Book Printing & Packaging Services Market, by Country growth contribution, 2025-2032 1020
Table 346. Middle East Book Printing & Packaging Services Market Size, by Region, 2017-2040 (USD Million) 1020
Table 347. Middle East Book Printing & Packaging Services Market Size, by Service Offering, 2017-2040 (USD Million) 1021
Table 348. Middle East Book Printing & Packaging Services Market Size, by Book Format, 2017-2040 (USD Million) 1021
Table 349. Middle East Book Printing & Packaging Services Market Size, by Packaging Format, 2017-2040 (USD Million) 1022
Table 350. Middle East Book Printing & Packaging Services Market Size, by Printing Technology, 2017-2040 (USD Million) 1022
Table 351. Middle East Book Printing & Packaging Services Market Size, by Offset Lithography, 2017-2040 (USD Million) 1023

Table 352. Middle East Book Printing & Packaging Services Market Size, by Digital Printing, 2017-2040 (USD Million) 1023
Table 353. Middle East Book Printing & Packaging Services Market Size, by Publication Application, 2017-2040 (USD Million) 1023
Table 354. Middle East Book Printing & Packaging Services Market Size, by Educational & Training Books, 2017-2040 (USD Million) 1024
Table 355. Middle East Book Printing & Packaging Services Market Size, by Commemorative & Personal Books, 2017-2040 (USD Million) 1024
Table 356. Middle East Book Printing & Packaging Services Market Size, by Scholarly & Professional Books, 2017-2040 (USD Million) 1024
Table 357. Middle East Book Printing & Packaging Services Market Size, by Buyer Type, 2017-2040 (USD Million) 1025
Table 358. Middle East Book Printing & Packaging Services Market Size, by Production Model, 2017-2040 (USD Million) 1025
Table 359. Middle East Book Printing & Packaging Services Market Size, by Fulfillment Model, 2017-2040 (USD Million) 1025
Table 360. Middle East Book Printing & Packaging Services Market Size, by Procurement Channel, 2017-2040 (USD Million) 1026
Table 361. Middle East Book Printing & Packaging Services Market Size, by Print Run Length, 2017-2040 (USD Million) 1026
Table 362. Middle East Book Printing & Packaging Services Market Size, by Interior Color, 2017-2040 (USD Million) 1026
Table 363. Africa Book Printing & Packaging Services Market, by Country growth contribution, 2025-2032 1060
Table 364. Africa Book Printing & Packaging Services Market Size, by Region, 2017-2040 (USD Million) 1060
Table 365. Africa Book Printing & Packaging Services Market Size, by Service Offering, 2017-2040 (USD Million) 1060
Table 366. Africa Book Printing & Packaging Services Market Size, by Book Format, 2017-2040 (USD Million) 1061
Table 367. Africa Book Printing & Packaging Services Market Size, by Packaging Format, 2017-2040 (USD Million) 1061
Table 368. Africa Book Printing & Packaging Services Market Size, by Printing Technology, 2017-2040 (USD Million) 1062
Table 369. Africa Book Printing & Packaging Services Market Size, by Offset Lithography, 2017-2040 (USD Million) 1062
Table 370. Africa Book Printing & Packaging Services Market Size, by Digital Printing, 2017-2040 (USD Million) 1062
Table 371. Africa Book Printing & Packaging Services Market Size, by Publication Application, 2017-2040 (USD Million) 1063
Table 372. Africa Book Printing & Packaging Services Market Size, by Educational & Training Books, 2017-2040 (USD Million) 1063
Table 373. Africa Book Printing & Packaging Services Market Size, by Commemorative & Personal Books, 2017-2040 (USD Million) 1063

Table 374. Africa Book Printing & Packaging Services Market Size, by Scholarly & Professional Books, 2017-2040 (USD Million) 1064
Table 375. Africa Book Printing & Packaging Services Market Size, by Buyer Type, 2017-2040 (USD Million) 1064
Table 376. Africa Book Printing & Packaging Services Market Size, by Production Model, 2017-2040 (USD Million) 1064
Table 377. Africa Book Printing & Packaging Services Market Size, by Fulfillment Model, 2017-2040 (USD Million) 1065
Table 378. Africa Book Printing & Packaging Services Market Size, by Procurement Channel, 2017-2040 (USD Million) 1065
Table 379. Africa Book Printing & Packaging Services Market Size, by Print Run Length, 2017-2040 (USD Million) 1065
Table 380. Africa Book Printing & Packaging Services Market Size, by Interior Color, 2017-2040 (USD Million) 1065
Table 381. Global Book Printing & Packaging Services Market Size, by Group, 2017-2040 (USD Million) 1102
Table 382. NATO Book Printing & Packaging Services Market, by Country growth contribution, 2025-2032 1107
Table 383. NATO Book Printing & Packaging Services Market Size, by Group, 2017-2040 (USD Million) 1108
Table 384. NATO Book Printing & Packaging Services Market Size, by Service Offering, 2017-2040 (USD Million) 1109
Table 385. NATO Book Printing & Packaging Services Market Size, by Book Format, 2017-2040 (USD Million) 1110
Table 386. NATO Book Printing & Packaging Services Market Size, by Packaging Format, 2017-2040 (USD Million) 1110
Table 387. NATO Book Printing & Packaging Services Market Size, by Printing Technology, 2017-2040 (USD Million) 1111
Table 388. NATO Book Printing & Packaging Services Market Size, by Offset Lithography, 2017-2040 (USD Million) 1111
Table 389. NATO Book Printing & Packaging Services Market Size, by Digital Printing, 2017-2040 (USD Million) 1111
Table 390. NATO Book Printing & Packaging Services Market Size, by Publication Application, 2017-2040 (USD Million) 1112
Table 391. NATO Book Printing & Packaging Services Market Size, by Educational & Training Books, 2017-2040 (USD Million) 1112
Table 392. NATO Book Printing & Packaging Services Market Size, by Commemorative & Personal Books, 2017-2040 (USD Million) 1112
Table 393. NATO Book Printing & Packaging Services Market Size, by Scholarly & Professional Books, 2017-2040 (USD Million) 1113
Table 394. NATO Book Printing & Packaging Services Market Size, by Buyer Type, 2017-2040 (USD Million) 1113
Table 395. NATO Book Printing & Packaging Services Market Size, by Production Model, 2017-2040 (USD Million) 1113

Table 396. NATO Book Printing & Packaging Services Market Size, by Fulfillment Model, 2017-2040 (USD Million) 1114
Table 397. NATO Book Printing & Packaging Services Market Size, by Procurement Channel, 2017-2040 (USD Million) 1114
Table 398. NATO Book Printing & Packaging Services Market Size, by Print Run Length, 2017-2040 (USD Million) 1114
Table 399. NATO Book Printing & Packaging Services Market Size, by Interior Color, 2017-2040 (USD Million) 1114
Table 400. G7 Book Printing & Packaging Services Market, by Country growth contribution, 2025-2032 1148
Table 401. G7 Book Printing & Packaging Services Market Size, by Group, 2017-2040 (USD Million) 1148
Table 402. G7 Book Printing & Packaging Services Market Size, by Service Offering, 2017-2040 (USD Million) 1149
Table 403. G7 Book Printing & Packaging Services Market Size, by Book Format, 2017-2040 (USD Million) 1149
Table 404. G7 Book Printing & Packaging Services Market Size, by Packaging Format, 2017-2040 (USD Million) 1150
Table 405. G7 Book Printing & Packaging Services Market Size, by Printing Technology, 2017-2040 (USD Million) 1150
Table 406. G7 Book Printing & Packaging Services Market Size, by Offset Lithography, 2017-2040 (USD Million) 1151
Table 407. G7 Book Printing & Packaging Services Market Size, by Digital Printing, 2017-2040 (USD Million) 1151
Table 408. G7 Book Printing & Packaging Services Market Size, by Publication Application, 2017-2040 (USD Million) 1151
Table 409. G7 Book Printing & Packaging Services Market Size, by Educational & Training Books, 2017-2040 (USD Million) 1152
Table 410. G7 Book Printing & Packaging Services Market Size, by Commemorative & Personal Books, 2017-2040 (USD Million) 1152
Table 411. G7 Book Printing & Packaging Services Market Size, by Scholarly & Professional Books, 2017-2040 (USD Million) 1152
Table 412. G7 Book Printing & Packaging Services Market Size, by Buyer Type, 2017-2040 (USD Million) 1153
Table 413. G7 Book Printing & Packaging Services Market Size, by Production Model, 2017-2040 (USD Million) 1153
Table 414. G7 Book Printing & Packaging Services Market Size, by Fulfillment Model, 2017-2040 (USD Million) 1153
Table 415. G7 Book Printing & Packaging Services Market Size, by Procurement Channel, 2017-2040 (USD Million) 1154
Table 416. G7 Book Printing & Packaging Services Market Size, by Print Run Length, 2017-2040 (USD Million) 1154
Table 417. G7 Book Printing & Packaging Services Market Size, by Interior Color, 2017-2040 (USD Million) 1154

Table 418. BRICS Book Printing & Packaging Services Market, by Country growth contribution, 2025-2032 1187
Table 419. BRICS Book Printing & Packaging Services Market Size, by Group, 2017-2040 (USD Million) 1187
Table 420. BRICS Book Printing & Packaging Services Market Size, by Service Offering, 2017-2040 (USD Million) 1187
Table 421. BRICS Book Printing & Packaging Services Market Size, by Book Format, 2017-2040 (USD Million) 1188
Table 422. BRICS Book Printing & Packaging Services Market Size, by Packaging Format, 2017-2040 (USD Million) 1188
Table 423. BRICS Book Printing & Packaging Services Market Size, by Printing Technology, 2017-2040 (USD Million) 1189
Table 424. BRICS Book Printing & Packaging Services Market Size, by Offset Lithography, 2017-2040 (USD Million) 1189
Table 425. BRICS Book Printing & Packaging Services Market Size, by Digital Printing, 2017-2040 (USD Million) 1189
Table 426. BRICS Book Printing & Packaging Services Market Size, by Publication Application, 2017-2040 (USD Million) 1190
Table 427. BRICS Book Printing & Packaging Services Market Size, by Educational & Training Books, 2017-2040 (USD Million) 1190
Table 428. BRICS Book Printing & Packaging Services Market Size, by Commemorative & Personal Books, 2017-2040 (USD Million) 1190
Table 429. BRICS Book Printing & Packaging Services Market Size, by Scholarly & Professional Books, 2017-2040 (USD Million) 1191
Table 430. BRICS Book Printing & Packaging Services Market Size, by Buyer Type, 2017-2040 (USD Million) 1191
Table 431. BRICS Book Printing & Packaging Services Market Size, by Production Model, 2017-2040 (USD Million) 1191
Table 432. BRICS Book Printing & Packaging Services Market Size, by Fulfillment Model, 2017-2040 (USD Million) 1192
Table 433. BRICS Book Printing & Packaging Services Market Size, by Procurement Channel, 2017-2040 (USD Million) 1192
Table 434. BRICS Book Printing & Packaging Services Market Size, by Print Run Length, 2017-2040 (USD Million) 1192
Table 435. BRICS Book Printing & Packaging Services Market Size, by Interior Color, 2017-2040 (USD Million) 1192
Table 436. European Union Book Printing & Packaging Services Market, by Country growth contribution, 2025-2032 1227
Table 437. European Union Book Printing & Packaging Services Market Size, by Group, 2017-2040 (USD Million) 1228
Table 438. European Union Book Printing & Packaging Services Market Size, by Service Offering, 2017-2040 (USD Million) 1229
Table 439. European Union Book Printing & Packaging Services Market Size, by Book Format, 2017-2040 (USD Million) 1229

Table 440. European Union Book Printing & Packaging Services Market Size, by Packaging Format, 2017-2040 (USD Million) 1230
Table 441. European Union Book Printing & Packaging Services Market Size, by Printing Technology, 2017-2040 (USD Million) 1230
Table 442. European Union Book Printing & Packaging Services Market Size, by Offset Lithography, 2017-2040 (USD Million) 1231
Table 443. European Union Book Printing & Packaging Services Market Size, by Digital Printing, 2017-2040 (USD Million) 1231
Table 444. European Union Book Printing & Packaging Services Market Size, by Publication Application, 2017-2040 (USD Million) 1231
Table 445. European Union Book Printing & Packaging Services Market Size, by Educational & Training Books, 2017-2040 (USD Million) 1232
Table 446. European Union Book Printing & Packaging Services Market Size, by Commemorative & Personal Books, 2017-2040 (USD Million) 1232
Table 447. European Union Book Printing & Packaging Services Market Size, by Scholarly & Professional Books, 2017-2040 (USD Million) 1232
Table 448. European Union Book Printing & Packaging Services Market Size, by Buyer Type, 2017-2040 (USD Million) 1233
Table 449. European Union Book Printing & Packaging Services Market Size, by Production Model, 2017-2040 (USD Million) 1233
Table 450. European Union Book Printing & Packaging Services Market Size, by Fulfillment Model, 2017-2040 (USD Million) 1233
Table 451. European Union Book Printing & Packaging Services Market Size, by Procurement Channel, 2017-2040 (USD Million) 1234
Table 452. European Union Book Printing & Packaging Services Market Size, by Print Run Length, 2017-2040 (USD Million) 1234
Table 453. European Union Book Printing & Packaging Services Market Size, by Interior Color, 2017-2040 (USD Million) 1234
Table 454. ASEAN Book Printing & Packaging Services Market, by Country growth contribution, 2025-2032 1267
Table 455. ASEAN Book Printing & Packaging Services Market Size, by Group, 2017-2040 (USD Million) 1267
Table 456. ASEAN Book Printing & Packaging Services Market Size, by Service Offering, 2017-2040 (USD Million) 1268
Table 457. ASEAN Book Printing & Packaging Services Market Size, by Book Format, 2017-2040 (USD Million) 1268
Table 458. ASEAN Book Printing & Packaging Services Market Size, by Packaging Format, 2017-2040 (USD Million) 1269
Table 459. ASEAN Book Printing & Packaging Services Market Size, by Printing Technology, 2017-2040 (USD Million) 1269
Table 460. ASEAN Book Printing & Packaging Services Market Size, by Offset Lithography, 2017-2040 (USD Million) 1270
Table 461. ASEAN Book Printing & Packaging Services Market Size, by Digital Printing, 2017-2040 (USD Million) 1270

Table 462. ASEAN Book Printing & Packaging Services Market Size, by Publication Application, 2017-2040 (USD Million) 1270
Table 463. ASEAN Book Printing & Packaging Services Market Size, by Educational & Training Books, 2017-2040 (USD Million) 1271
Table 464. ASEAN Book Printing & Packaging Services Market Size, by Commemorative & Personal Books, 2017-2040 (USD Million) 1271
Table 465. ASEAN Book Printing & Packaging Services Market Size, by Scholarly & Professional Books, 2017-2040 (USD Million) 1271
Table 466. ASEAN Book Printing & Packaging Services Market Size, by Buyer Type, 2017-2040 (USD Million) 1272
Table 467. ASEAN Book Printing & Packaging Services Market Size, by Production Model, 2017-2040 (USD Million) 1272
Table 468. ASEAN Book Printing & Packaging Services Market Size, by Fulfillment Model, 2017-2040 (USD Million) 1272
Table 469. ASEAN Book Printing & Packaging Services Market Size, by Procurement Channel, 2017-2040 (USD Million) 1273
Table 470. ASEAN Book Printing & Packaging Services Market Size, by Print Run Length, 2017-2040 (USD Million) 1273
Table 471. ASEAN Book Printing & Packaging Services Market Size, by Interior Color, 2017-2040 (USD Million) 1273
Table 472. GCC Book Printing & Packaging Services Market, by Country growth contribution, 2025-2032 1306
Table 473. GCC Book Printing & Packaging Services Market Size, by Group, 2017-2040 (USD Million) 1306
Table 474. GCC Book Printing & Packaging Services Market Size, by Service Offering, 2017-2040 (USD Million) 1306
Table 475. GCC Book Printing & Packaging Services Market Size, by Book Format, 2017-2040 (USD Million) 1307
Table 476. GCC Book Printing & Packaging Services Market Size, by Packaging Format, 2017-2040 (USD Million) 1307
Table 477. GCC Book Printing & Packaging Services Market Size, by Printing Technology, 2017-2040 (USD Million) 1308
Table 478. GCC Book Printing & Packaging Services Market Size, by Offset Lithography, 2017-2040 (USD Million) 1308
Table 479. GCC Book Printing & Packaging Services Market Size, by Digital Printing, 2017-2040 (USD Million) 1308
Table 480. GCC Book Printing & Packaging Services Market Size, by Publication Application, 2017-2040 (USD Million) 1309
Table 481. GCC Book Printing & Packaging Services Market Size, by Educational & Training Books, 2017-2040 (USD Million) 1309
Table 482. GCC Book Printing & Packaging Services Market Size, by Commemorative & Personal Books, 2017-2040 (USD Million) 1309
Table 483. GCC Book Printing & Packaging Services Market Size, by Scholarly & Professional Books, 2017-2040 (USD Million) 1310

Table 484. GCC Book Printing & Packaging Services Market Size, by Buyer Type, 2017-2040 (USD Million) 1310
Table 485. GCC Book Printing & Packaging Services Market Size, by Production Model, 2017-2040 (USD Million) 1310
Table 486. GCC Book Printing & Packaging Services Market Size, by Fulfillment Model, 2017-2040 (USD Million) 1311
Table 487. GCC Book Printing & Packaging Services Market Size, by Procurement Channel, 2017-2040 (USD Million) 1311
Table 488. GCC Book Printing & Packaging Services Market Size, by Print Run Length, 2017-2040 (USD Million) 1311
Table 489. GCC Book Printing & Packaging Services Market Size, by Interior Color, 2017-2040 (USD Million) 1311
Table 490. Global Book Printing & Packaging Services Market, by Country growth contribution, 2025-2032 1350
Table 491. Global Book Printing & Packaging Services Market Size, by Country, 2017-2040 (USD Million) 1351
Table 492. United States Book Printing & Packaging Services Market Size, 2017-2040 (USD Million) 1355
Table 493. United States Book Printing & Packaging Services Market Size, by Service Offering, 2017-2040 (USD Million) 1356
Table 494. United States Book Printing & Packaging Services Market Size, by Book Format, 2017-2040 (USD Million) 1356
Table 495. United States Book Printing & Packaging Services Market Size, by Packaging Format, 2017-2040 (USD Million) 1357
Table 496. United States Book Printing & Packaging Services Market Size, by Printing Technology, 2017-2040 (USD Million) 1357
Table 497. United States Book Printing & Packaging Services Market Size, by Offset Lithography, 2017-2040 (USD Million) 1358
Table 498. United States Book Printing & Packaging Services Market Size, by Digital Printing, 2017-2040 (USD Million) 1358
Table 499. United States Book Printing & Packaging Services Market Size, by Publication Application, 2017-2040 (USD Million) 1358
Table 500. United States Book Printing & Packaging Services Market Size, by Educational & Training Books, 2017-2040 (USD Million) 1359
Table 501. United States Book Printing & Packaging Services Market Size, by Commemorative & Personal Books, 2017-2040 (USD Million) 1359
Table 502. United States Book Printing & Packaging Services Market Size, by Scholarly & Professional Books, 2017-2040 (USD Million) 1359
Table 503. United States Book Printing & Packaging Services Market Size, by Buyer Type, 2017-2040 (USD Million) 1360
Table 504. United States Book Printing & Packaging Services Market Size, by Production Model, 2017-2040 (USD Million) 1360
Table 505. United States Book Printing & Packaging Services Market Size, by Fulfillment Model, 2017-2040 (USD Million) 1360

Table 506. United States Book Printing & Packaging Services Market Size, by Procurement Channel, 2017-2040 (USD Million) 1361
Table 507. United States Book Printing & Packaging Services Market Size, by Print Run Length, 2017-2040 (USD Million) 1361
Table 508. United States Book Printing & Packaging Services Market Size, by Interior Color, 2017-2040 (USD Million) 1361
Table 509. China Book Printing & Packaging Services Market Size, 2017-2040 (USD Million) 1394
Table 510. China Book Printing & Packaging Services Market Size, by Service Offering, 2017-2040 (USD Million) 1394
Table 511. China Book Printing & Packaging Services Market Size, by Book Format, 2017-2040 (USD Million) 1395
Table 512. China Book Printing & Packaging Services Market Size, by Packaging Format, 2017-2040 (USD Million) 1395
Table 513. China Book Printing & Packaging Services Market Size, by Printing Technology, 2017-2040 (USD Million) 1396
Table 514. China Book Printing & Packaging Services Market Size, by Offset Lithography, 2017-2040 (USD Million) 1396
Table 515. China Book Printing & Packaging Services Market Size, by Digital Printing, 2017-2040 (USD Million) 1396
Table 516. China Book Printing & Packaging Services Market Size, by Publication Application, 2017-2040 (USD Million) 1397
Table 517. China Book Printing & Packaging Services Market Size, by Educational & Training Books, 2017-2040 (USD Million) 1397
Table 518. China Book Printing & Packaging Services Market Size, by Commemorative & Personal Books, 2017-2040 (USD Million) 1397
Table 519. China Book Printing & Packaging Services Market Size, by Scholarly & Professional Books, 2017-2040 (USD Million) 1398
Table 520. China Book Printing & Packaging Services Market Size, by Buyer Type, 2017-2040 (USD Million) 1398
Table 521. China Book Printing & Packaging Services Market Size, by Production Model, 2017-2040 (USD Million) 1398
Table 522. China Book Printing & Packaging Services Market Size, by Fulfillment Model, 2017-2040 (USD Million) 1399
Table 523. China Book Printing & Packaging Services Market Size, by Procurement Channel, 2017-2040 (USD Million) 1399
Table 524. China Book Printing & Packaging Services Market Size, by Print Run Length, 2017-2040 (USD Million) 1399
Table 525. China Book Printing & Packaging Services Market Size, by Interior Color, 2017-2040 (USD Million) 1399
Table 526. India Book Printing & Packaging Services Market Size, 2017-2040 (USD Million) 1433
Table 527. India Book Printing & Packaging Services Market Size, by Service Offering, 2017-2040 (USD Million) 1433
Table 528. India Book Printing & Packaging Services Market Size, by Book Format, 2017-2040 (USD Million) 1434

Table 529. India Book Printing & Packaging Services Market Size, by Packaging Format, 2017-2040 (USD Million) 1434
Table 530. India Book Printing & Packaging Services Market Size, by Printing Technology, 2017-2040 (USD Million) 1435
Table 531. India Book Printing & Packaging Services Market Size, by Offset Lithography, 2017-2040 (USD Million) 1435
Table 532. India Book Printing & Packaging Services Market Size, by Digital Printing, 2017-2040 (USD Million) 1435
Table 533. India Book Printing & Packaging Services Market Size, by Publication Application, 2017-2040 (USD Million) 1436
Table 534. India Book Printing & Packaging Services Market Size, by Educational & Training Books, 2017-2040 (USD Million) 1436
Table 535. India Book Printing & Packaging Services Market Size, by Commemorative & Personal Books, 2017-2040 (USD Million) 1436
Table 536. India Book Printing & Packaging Services Market Size, by Scholarly & Professional Books, 2017-2040 (USD Million) 1437
Table 537. India Book Printing & Packaging Services Market Size, by Buyer Type, 2017-2040 (USD Million) 1437
Table 538. India Book Printing & Packaging Services Market Size, by Production Model, 2017-2040 (USD Million) 1437
Table 539. India Book Printing & Packaging Services Market Size, by Fulfillment Model, 2017-2040 (USD Million) 1438
Table 540. India Book Printing & Packaging Services Market Size, by Procurement Channel, 2017-2040 (USD Million) 1438
Table 541. India Book Printing & Packaging Services Market Size, by Print Run Length, 2017-2040 (USD Million) 1438
Table 542. India Book Printing & Packaging Services Market Size, by Interior Color, 2017-2040 (USD Million) 1438
Table 543. Germany Book Printing & Packaging Services Market Size, 2017-2040 (USD Million) 1472
Table 544. Germany Book Printing & Packaging Services Market Size, by Service Offering, 2017-2040 (USD Million) 1472
Table 545. Germany Book Printing & Packaging Services Market Size, by Book Format, 2017-2040 (USD Million) 1473
Table 546. Germany Book Printing & Packaging Services Market Size, by Packaging Format, 2017-2040 (USD Million) 1473
Table 547. Germany Book Printing & Packaging Services Market Size, by Printing Technology, 2017-2040 (USD Million) 1474
Table 548. Germany Book Printing & Packaging Services Market Size, by Offset Lithography, 2017-2040 (USD Million) 1474
Table 549. Germany Book Printing & Packaging Services Market Size, by Digital Printing, 2017-2040 (USD Million) 1474
Table 550. Germany Book Printing & Packaging Services Market Size, by Publication Application, 2017-2040 (USD Million) 1475

Table 551. Germany Book Printing & Packaging Services Market Size, by Educational & Training Books, 2017-2040 (USD Million) 1475
Table 552. Germany Book Printing & Packaging Services Market Size, by Commemorative & Personal Books, 2017-2040 (USD Million) 1475
Table 553. Germany Book Printing & Packaging Services Market Size, by Scholarly & Professional Books, 2017-2040 (USD Million) 1476
Table 554. Germany Book Printing & Packaging Services Market Size, by Buyer Type, 2017-2040 (USD Million) 1476
Table 555. Germany Book Printing & Packaging Services Market Size, by Production Model, 2017-2040 (USD Million) 1476
Table 556. Germany Book Printing & Packaging Services Market Size, by Fulfillment Model, 2017-2040 (USD Million) 1477
Table 557. Germany Book Printing & Packaging Services Market Size, by Procurement Channel, 2017-2040 (USD Million) 1477
Table 558. Germany Book Printing & Packaging Services Market Size, by Print Run Length, 2017-2040 (USD Million) 1477
Table 559. Germany Book Printing & Packaging Services Market Size, by Interior Color, 2017-2040 (USD Million) 1477
Table 560. South Korea Book Printing & Packaging Services Market Size, 2017-2040 (USD Million) 1511
Table 561. South Korea Book Printing & Packaging Services Market Size, by Service Offering, 2017-2040 (USD Million) 1511
Table 562. South Korea Book Printing & Packaging Services Market Size, by Book Format, 2017-2040 (USD Million) 1512
Table 563. South Korea Book Printing & Packaging Services Market Size, by Packaging Format, 2017-2040 (USD Million) 1512
Table 564. South Korea Book Printing & Packaging Services Market Size, by Printing Technology, 2017-2040 (USD Million) 1513
Table 565. South Korea Book Printing & Packaging Services Market Size, by Offset Lithography, 2017-2040 (USD Million) 1513
Table 566. South Korea Book Printing & Packaging Services Market Size, by Digital Printing, 2017-2040 (USD Million) 1513
Table 567. South Korea Book Printing & Packaging Services Market Size, by Publication Application, 2017-2040 (USD Million) 1514
Table 568. South Korea Book Printing & Packaging Services Market Size, by Educational & Training Books, 2017-2040 (USD Million) 1514
Table 569. South Korea Book Printing & Packaging Services Market Size, by Commemorative & Personal Books, 2017-2040 (USD Million) 1514
Table 570. South Korea Book Printing & Packaging Services Market Size, by Scholarly & Professional Books, 2017-2040 (USD Million) 1515
Table 571. South Korea Book Printing & Packaging Services Market Size, by Buyer Type, 2017-2040 (USD Million) 1515
Table 572. South Korea Book Printing & Packaging Services Market Size, by Production Model, 2017-2040 (USD Million) 1515

Table 573. South Korea Book Printing & Packaging Services Market Size, by Fulfillment Model, 2017-2040 (USD Million) 1516
Table 574. South Korea Book Printing & Packaging Services Market Size, by Procurement Channel, 2017-2040 (USD Million) 1516
Table 575. South Korea Book Printing & Packaging Services Market Size, by Print Run Length, 2017-2040 (USD Million) 1516
Table 576. South Korea Book Printing & Packaging Services Market Size, by Interior Color, 2017-2040 (USD Million) 1516
Table 577. Japan Book Printing & Packaging Services Market Size, 2017-2040 (USD Million) 1550
Table 578. Japan Book Printing & Packaging Services Market Size, by Service Offering, 2017-2040 (USD Million) 1550
Table 579. Japan Book Printing & Packaging Services Market Size, by Book Format, 2017-2040 (USD Million) 1551
Table 580. Japan Book Printing & Packaging Services Market Size, by Packaging Format, 2017-2040 (USD Million) 1551
Table 581. Japan Book Printing & Packaging Services Market Size, by Printing Technology, 2017-2040 (USD Million) 1552
Table 582. Japan Book Printing & Packaging Services Market Size, by Offset Lithography, 2017-2040 (USD Million) 1552
Table 583. Japan Book Printing & Packaging Services Market Size, by Digital Printing, 2017-2040 (USD Million) 1552
Table 584. Japan Book Printing & Packaging Services Market Size, by Publication Application, 2017-2040 (USD Million) 1553
Table 585. Japan Book Printing & Packaging Services Market Size, by Educational & Training Books, 2017-2040 (USD Million) 1553
Table 586. Japan Book Printing & Packaging Services Market Size, by Commemorative & Personal Books, 2017-2040 (USD Million) 1553
Table 587. Japan Book Printing & Packaging Services Market Size, by Scholarly & Professional Books, 2017-2040 (USD Million) 1554
Table 588. Japan Book Printing & Packaging Services Market Size, by Buyer Type, 2017-2040 (USD Million) 1554
Table 589. Japan Book Printing & Packaging Services Market Size, by Production Model, 2017-2040 (USD Million) 1554
Table 590. Japan Book Printing & Packaging Services Market Size, by Fulfillment Model, 2017-2040 (USD Million) 1555
Table 591. Japan Book Printing & Packaging Services Market Size, by Procurement Channel, 2017-2040 (USD Million) 1555
Table 592. Japan Book Printing & Packaging Services Market Size, by Print Run Length, 2017-2040 (USD Million) 1555
Table 593. Japan Book Printing & Packaging Services Market Size, by Interior Color, 2017-2040 (USD Million) 1555
Table 594. United Kingdom Book Printing & Packaging Services Market Size, 2017-2040 (USD Million) 1589
Table 595. United Kingdom Book Printing & Packaging Services Market Size, by Service Offering, 2017-2040 (USD Million) 1589

Table 596. United Kingdom Book Printing & Packaging Services Market Size, by Book Format, 2017-2040 (USD Million) 1590
Table 597. United Kingdom Book Printing & Packaging Services Market Size, by Packaging Format, 2017-2040 (USD Million) 1590
Table 598. United Kingdom Book Printing & Packaging Services Market Size, by Printing Technology, 2017-2040 (USD Million) 1591
Table 599. United Kingdom Book Printing & Packaging Services Market Size, by Offset Lithography, 2017-2040 (USD Million) 1591
Table 600. United Kingdom Book Printing & Packaging Services Market Size, by Digital Printing, 2017-2040 (USD Million) 1591
Table 601. United Kingdom Book Printing & Packaging Services Market Size, by Publication Application, 2017-2040 (USD Million) 1592
Table 602. United Kingdom Book Printing & Packaging Services Market Size, by Educational & Training Books, 2017-2040 (USD Million) 1592
Table 603. United Kingdom Book Printing & Packaging Services Market Size, by Commemorative & Personal Books, 2017-2040 (USD Million) 1592
Table 604. United Kingdom Book Printing & Packaging Services Market Size, by Scholarly & Professional Books, 2017-2040 (USD Million) 1593
Table 605. United Kingdom Book Printing & Packaging Services Market Size, by Buyer Type, 2017-2040 (USD Million) 1593
Table 606. United Kingdom Book Printing & Packaging Services Market Size, by Production Model, 2017-2040 (USD Million) 1593
Table 607. United Kingdom Book Printing & Packaging Services Market Size, by Fulfillment Model, 2017-2040 (USD Million) 1594
Table 608. United Kingdom Book Printing & Packaging Services Market Size, by Procurement Channel, 2017-2040 (USD Million) 1594
Table 609. United Kingdom Book Printing & Packaging Services Market Size, by Print Run Length, 2017-2040 (USD Million) 1594
Table 610. United Kingdom Book Printing & Packaging Services Market Size, by Interior Color, 2017-2040 (USD Million) 1594
Table 611. France Book Printing & Packaging Services Market Size, 2017-2040 (USD Million) 1628
Table 612. France Book Printing & Packaging Services Market Size, by Service Offering, 2017-2040 (USD Million) 1628
Table 613. France Book Printing & Packaging Services Market Size, by Book Format, 2017-2040 (USD Million) 1629
Table 614. France Book Printing & Packaging Services Market Size, by Packaging Format, 2017-2040 (USD Million) 1629
Table 615. France Book Printing & Packaging Services Market Size, by Printing Technology, 2017-2040 (USD Million) 1630
Table 616. France Book Printing & Packaging Services Market Size, by Offset Lithography, 2017-2040 (USD Million) 1630
Table 617. France Book Printing & Packaging Services Market Size, by Digital Printing, 2017-2040 (USD Million) 1630
Table 618. France Book Printing & Packaging Services Market Size, by Publication Application, 2017-2040 (USD Million) 1631

Table 619. France Book Printing & Packaging Services Market Size, by Educational & Training Books, 2017-2040 (USD Million) 1631
Table 620. France Book Printing & Packaging Services Market Size, by Commemorative & Personal Books, 2017-2040 (USD Million) 1631
Table 621. France Book Printing & Packaging Services Market Size, by Scholarly & Professional Books, 2017-2040 (USD Million) 1632
Table 622. France Book Printing & Packaging Services Market Size, by Buyer Type, 2017-2040 (USD Million) 1632
Table 623. France Book Printing & Packaging Services Market Size, by Production Model, 2017-2040 (USD Million) 1632
Table 624. France Book Printing & Packaging Services Market Size, by Fulfillment Model, 2017-2040 (USD Million) 1633
Table 625. France Book Printing & Packaging Services Market Size, by Procurement Channel, 2017-2040 (USD Million) 1633
Table 626. France Book Printing & Packaging Services Market Size, by Print Run Length, 2017-2040 (USD Million) 1633
Table 627. France Book Printing & Packaging Services Market Size, by Interior Color, 2017-2040 (USD Million) 1633
Table 628. Italy Book Printing & Packaging Services Market Size, 2017-2040 (USD Million) 1667
Table 629. Italy Book Printing & Packaging Services Market Size, by Service Offering, 2017-2040 (USD Million) 1667
Table 630. Italy Book Printing & Packaging Services Market Size, by Book Format, 2017-2040 (USD Million) 1668
Table 631. Italy Book Printing & Packaging Services Market Size, by Packaging Format, 2017-2040 (USD Million) 1668
Table 632. Italy Book Printing & Packaging Services Market Size, by Printing Technology, 2017-2040 (USD Million) 1669
Table 633. Italy Book Printing & Packaging Services Market Size, by Offset Lithography, 2017-2040 (USD Million) 1669
Table 634. Italy Book Printing & Packaging Services Market Size, by Digital Printing, 2017-2040 (USD Million) 1669
Table 635. Italy Book Printing & Packaging Services Market Size, by Publication Application, 2017-2040 (USD Million) 1670
Table 636. Italy Book Printing & Packaging Services Market Size, by Educational & Training Books, 2017-2040 (USD Million) 1670
Table 637. Italy Book Printing & Packaging Services Market Size, by Commemorative & Personal Books, 2017-2040 (USD Million) 1670
Table 638. Italy Book Printing & Packaging Services Market Size, by Scholarly & Professional Books, 2017-2040 (USD Million) 1671
Table 639. Italy Book Printing & Packaging Services Market Size, by Buyer Type, 2017-2040 (USD Million) 1671
Table 640. Italy Book Printing & Packaging Services Market Size, by Production Model, 2017-2040 (USD Million) 1671
Table 641. Italy Book Printing & Packaging Services Market Size, by Fulfillment Model, 2017-2040 (USD Million) 1672

Table 642. Italy Book Printing & Packaging Services Market Size, by Procurement Channel, 2017-2040 (USD Million) 1672
Table 643. Italy Book Printing & Packaging Services Market Size, by Print Run Length, 2017-2040 (USD Million) 1672
Table 644. Italy Book Printing & Packaging Services Market Size, by Interior Color, 2017-2040 (USD Million) 1672
Table 645. Spain Book Printing & Packaging Services Market Size, 2017-2040 (USD Million) 1706
Table 646. Spain Book Printing & Packaging Services Market Size, by Service Offering, 2017-2040 (USD Million) 1706
Table 647. Spain Book Printing & Packaging Services Market Size, by Book Format, 2017-2040 (USD Million) 1707
Table 648. Spain Book Printing & Packaging Services Market Size, by Packaging Format, 2017-2040 (USD Million) 1707
Table 649. Spain Book Printing & Packaging Services Market Size, by Printing Technology, 2017-2040 (USD Million) 1708
Table 650. Spain Book Printing & Packaging Services Market Size, by Offset Lithography, 2017-2040 (USD Million) 1708
Table 651. Spain Book Printing & Packaging Services Market Size, by Digital Printing, 2017-2040 (USD Million) 1708
Table 652. Spain Book Printing & Packaging Services Market Size, by Publication Application, 2017-2040 (USD Million) 1709
Table 653. Spain Book Printing & Packaging Services Market Size, by Educational & Training Books, 2017-2040 (USD Million) 1709
Table 654. Spain Book Printing & Packaging Services Market Size, by Commemorative & Personal Books, 2017-2040 (USD Million) 1709
Table 655. Spain Book Printing & Packaging Services Market Size, by Scholarly & Professional Books, 2017-2040 (USD Million) 1710
Table 656. Spain Book Printing & Packaging Services Market Size, by Buyer Type, 2017-2040 (USD Million) 1710
Table 657. Spain Book Printing & Packaging Services Market Size, by Production Model, 2017-2040 (USD Million) 1710
Table 658. Spain Book Printing & Packaging Services Market Size, by Fulfillment Model, 2017-2040 (USD Million) 1711
Table 659. Spain Book Printing & Packaging Services Market Size, by Procurement Channel, 2017-2040 (USD Million) 1711
Table 660. Spain Book Printing & Packaging Services Market Size, by Print Run Length, 2017-2040 (USD Million) 1711
Table 661. Spain Book Printing & Packaging Services Market Size, by Interior Color, 2017-2040 (USD Million) 1711
Table 662. Russia Book Printing & Packaging Services Market Size, 2017-2040 (USD Million) 1745
Table 663. Russia Book Printing & Packaging Services Market Size, by Service Offering, 2017-2040 (USD Million) 1745
Table 664. Russia Book Printing & Packaging Services Market Size, by Book Format, 2017-2040 (USD Million) 1746

Table 665. Russia Book Printing & Packaging Services Market Size, by Packaging Format, 2017-2040 (USD Million) 1746
Table 666. Russia Book Printing & Packaging Services Market Size, by Printing Technology, 2017-2040 (USD Million) 1747
Table 667. Russia Book Printing & Packaging Services Market Size, by Offset Lithography, 2017-2040 (USD Million) 1747
Table 668. Russia Book Printing & Packaging Services Market Size, by Digital Printing, 2017-2040 (USD Million) 1747
Table 669. Russia Book Printing & Packaging Services Market Size, by Publication Application, 2017-2040 (USD Million) 1748
Table 670. Russia Book Printing & Packaging Services Market Size, by Educational & Training Books, 2017-2040 (USD Million) 1748
Table 671. Russia Book Printing & Packaging Services Market Size, by Commemorative & Personal Books, 2017-2040 (USD Million) 1748
Table 672. Russia Book Printing & Packaging Services Market Size, by Scholarly & Professional Books, 2017-2040 (USD Million) 1749
Table 673. Russia Book Printing & Packaging Services Market Size, by Buyer Type, 2017-2040 (USD Million) 1749
Table 674. Russia Book Printing & Packaging Services Market Size, by Production Model, 2017-2040 (USD Million) 1749
Table 675. Russia Book Printing & Packaging Services Market Size, by Fulfillment Model, 2017-2040 (USD Million) 1750
Table 676. Russia Book Printing & Packaging Services Market Size, by Procurement Channel, 2017-2040 (USD Million) 1750
Table 677. Russia Book Printing & Packaging Services Market Size, by Print Run Length, 2017-2040 (USD Million) 1750
Table 678. Russia Book Printing & Packaging Services Market Size, by Interior Color, 2017-2040 (USD Million) 1750
Table 679. Australia Book Printing & Packaging Services Market Size, 2017-2040 (USD Million) 1784
Table 680. Australia Book Printing & Packaging Services Market Size, by Service Offering, 2017-2040 (USD Million) 1784
Table 681. Australia Book Printing & Packaging Services Market Size, by Book Format, 2017-2040 (USD Million) 1785
Table 682. Australia Book Printing & Packaging Services Market Size, by Packaging Format, 2017-2040 (USD Million) 1785
Table 683. Australia Book Printing & Packaging Services Market Size, by Printing Technology, 2017-2040 (USD Million) 1786
Table 684. Australia Book Printing & Packaging Services Market Size, by Offset Lithography, 2017-2040 (USD Million) 1786
Table 685. Australia Book Printing & Packaging Services Market Size, by Digital Printing, 2017-2040 (USD Million) 1786
Table 686. Australia Book Printing & Packaging Services Market Size, by Publication Application, 2017-2040 (USD Million) 1787
Table 687. Australia Book Printing & Packaging Services Market Size, by Educational & Training Books, 2017-2040 (USD Million) 1787

Table 688. Australia Book Printing & Packaging Services Market Size, by Commemorative & Personal Books, 2017-2040 (USD Million) 1787
Table 689. Australia Book Printing & Packaging Services Market Size, by Scholarly & Professional Books, 2017-2040 (USD Million) 1788
Table 690. Australia Book Printing & Packaging Services Market Size, by Buyer Type, 2017-2040 (USD Million) 1788
Table 691. Australia Book Printing & Packaging Services Market Size, by Production Model, 2017-2040 (USD Million) 1788
Table 692. Australia Book Printing & Packaging Services Market Size, by Fulfillment Model, 2017-2040 (USD Million) 1789
Table 693. Australia Book Printing & Packaging Services Market Size, by Procurement Channel, 2017-2040 (USD Million) 1789
Table 694. Australia Book Printing & Packaging Services Market Size, by Print Run Length, 2017-2040 (USD Million) 1789
Table 695. Australia Book Printing & Packaging Services Market Size, by Interior Color, 2017-2040 (USD Million) 1789
Table 696. Brazil Book Printing & Packaging Services Market Size, 2017-2040 (USD Million) 1823
Table 697. Brazil Book Printing & Packaging Services Market Size, by Service Offering, 2017-2040 (USD Million) 1823
Table 698. Brazil Book Printing & Packaging Services Market Size, by Book Format, 2017-2040 (USD Million) 1824
Table 699. Brazil Book Printing & Packaging Services Market Size, by Packaging Format, 2017-2040 (USD Million) 1824
Table 700. Brazil Book Printing & Packaging Services Market Size, by Printing Technology, 2017-2040 (USD Million) 1825
Table 701. Brazil Book Printing & Packaging Services Market Size, by Offset Lithography, 2017-2040 (USD Million) 1825
Table 702. Brazil Book Printing & Packaging Services Market Size, by Digital Printing, 2017-2040 (USD Million) 1825
Table 703. Brazil Book Printing & Packaging Services Market Size, by Publication Application, 2017-2040 (USD Million) 1826
Table 704. Brazil Book Printing & Packaging Services Market Size, by Educational & Training Books, 2017-2040 (USD Million) 1826
Table 705. Brazil Book Printing & Packaging Services Market Size, by Commemorative & Personal Books, 2017-2040 (USD Million) 1826
Table 706. Brazil Book Printing & Packaging Services Market Size, by Scholarly & Professional Books, 2017-2040 (USD Million) 1827
Table 707. Brazil Book Printing & Packaging Services Market Size, by Buyer Type, 2017-2040 (USD Million) 1827
Table 708. Brazil Book Printing & Packaging Services Market Size, by Production Model, 2017-2040 (USD Million) 1827
Table 709. Brazil Book Printing & Packaging Services Market Size, by Fulfillment Model, 2017-2040 (USD Million) 1828
Table 710. Brazil Book Printing & Packaging Services Market Size, by Procurement Channel, 2017-2040 (USD Million) 1828

Table 711. Brazil Book Printing & Packaging Services Market Size, by Print Run Length, 2017-2040 (USD Million) 1828
Table 712. Brazil Book Printing & Packaging Services Market Size, by Interior Color, 2017-2040 (USD Million) 1828
Table 713. Canada Book Printing & Packaging Services Market Size, 2017-2040 (USD Million) 1862
Table 714. Canada Book Printing & Packaging Services Market Size, by Service Offering, 2017-2040 (USD Million) 1862
Table 715. Canada Book Printing & Packaging Services Market Size, by Book Format, 2017-2040 (USD Million) 1863
Table 716. Canada Book Printing & Packaging Services Market Size, by Packaging Format, 2017-2040 (USD Million) 1863
Table 717. Canada Book Printing & Packaging Services Market Size, by Printing Technology, 2017-2040 (USD Million) 1864
Table 718. Canada Book Printing & Packaging Services Market Size, by Offset Lithography, 2017-2040 (USD Million) 1864
Table 719. Canada Book Printing & Packaging Services Market Size, by Digital Printing, 2017-2040 (USD Million) 1864
Table 720. Canada Book Printing & Packaging Services Market Size, by Publication Application, 2017-2040 (USD Million) 1865
Table 721. Canada Book Printing & Packaging Services Market Size, by Educational & Training Books, 2017-2040 (USD Million) 1865
Table 722. Canada Book Printing & Packaging Services Market Size, by Commemorative & Personal Books, 2017-2040 (USD Million) 1865
Table 723. Canada Book Printing & Packaging Services Market Size, by Scholarly & Professional Books, 2017-2040 (USD Million) 1866
Table 724. Canada Book Printing & Packaging Services Market Size, by Buyer Type, 2017-2040 (USD Million) 1866
Table 725. Canada Book Printing & Packaging Services Market Size, by Production Model, 2017-2040 (USD Million) 1866
Table 726. Canada Book Printing & Packaging Services Market Size, by Fulfillment Model, 2017-2040 (USD Million) 1867
Table 727. Canada Book Printing & Packaging Services Market Size, by Procurement Channel, 2017-2040 (USD Million) 1867
Table 728. Canada Book Printing & Packaging Services Market Size, by Print Run Length, 2017-2040 (USD Million) 1867
Table 729. Canada Book Printing & Packaging Services Market Size, by Interior Color, 2017-2040 (USD Million) 1867
Table 730. Mexico Book Printing & Packaging Services Market Size, 2017-2040 (USD Million) 1901
Table 731. Mexico Book Printing & Packaging Services Market Size, by Service Offering, 2017-2040 (USD Million) 1901
Table 732. Mexico Book Printing & Packaging Services Market Size, by Book Format, 2017-2040 (USD Million) 1902
Table 733. Mexico Book Printing & Packaging Services Market Size, by Packaging Format, 2017-2040 (USD Million) 1902

Table 734. Mexico Book Printing & Packaging Services Market Size, by Printing Technology, 2017-2040 (USD Million) 1903
Table 735. Mexico Book Printing & Packaging Services Market Size, by Offset Lithography, 2017-2040 (USD Million) 1903
Table 736. Mexico Book Printing & Packaging Services Market Size, by Digital Printing, 2017-2040 (USD Million) 1903
Table 737. Mexico Book Printing & Packaging Services Market Size, by Publication Application, 2017-2040 (USD Million) 1904
Table 738. Mexico Book Printing & Packaging Services Market Size, by Educational & Training Books, 2017-2040 (USD Million) 1904
Table 739. Mexico Book Printing & Packaging Services Market Size, by Commemorative & Personal Books, 2017-2040 (USD Million) 1904
Table 740. Mexico Book Printing & Packaging Services Market Size, by Scholarly & Professional Books, 2017-2040 (USD Million) 1905
Table 741. Mexico Book Printing & Packaging Services Market Size, by Buyer Type, 2017-2040 (USD Million) 1905
Table 742. Mexico Book Printing & Packaging Services Market Size, by Production Model, 2017-2040 (USD Million) 1905
Table 743. Mexico Book Printing & Packaging Services Market Size, by Fulfillment Model, 2017-2040 (USD Million) 1906
Table 744. Mexico Book Printing & Packaging Services Market Size, by Procurement Channel, 2017-2040 (USD Million) 1906
Table 745. Mexico Book Printing & Packaging Services Market Size, by Print Run Length, 2017-2040 (USD Million) 1906
Table 746. Mexico Book Printing & Packaging Services Market Size, by Interior Color, 2017-2040 (USD Million) 1906
Table 747. Global Book Printing & Packaging Services Market Share, by Key Player, 2025 1942
Table 748. Global Book Printing & Packaging Services Market, Companies Covered 1986
Table 749. Global Book Printing & Packaging Services Market, Key Experts 2019

Contributors

Shikha Sachan

Chief Executive Officer

A transformational leader with a strong focus on integrating new technology frameworks into market research. She focuses on reshaping business models in line with evolving technologies and geopolitical shifts, while actively engaging with decision-makers and experts to deliver trustworthy insights, strategic clarity, and lasting business value.

Shraddha Bhirud

Research Manager

With extensive experience in market intelligence, leads complex client engagements by overseeing multiple research projects from initiation to delivery. Strengthens research operations timely through standardized methods, process optimization, and cross-functional collaboration while supporting sales initiatives. Her commitment to quality, and client success ensures the delivery of actionable insights.

Shailesh Sachan

Research Lead

Leads market intelligence projects by guiding research analysts and ensuring accurate, insight-driven deliverables. Specializes in competitive benchmarking, market assessment, research planning, data validation, and project execution. Delivers high-quality outcomes through effective client coordination, structured workflows, and consistent adherence to project timelines and quality standards.

Vivek Paymode

Research Lead

Oversees end-to-end research engagements by mentoring analysts and delivering reliable market intelligence. Specializes in industry analysis, company profiling, trend evaluation, opportunity assessment, and quality assurance. Collaborates closely with clients and internal teams to ensure actionable insights that support informed strategic business decisions.

360iResearch

Founded in 2017, 360iResearch is a market research and business consulting company headquartered in India, with clients and focus markets spanning the globe.

We are a dynamic, nimble company that believes in carving ambitious, purposeful goals and achieving them with the backing of our greatest asset - our people.

Quick on our feet, we have our ear to the ground when it comes to market intelligence and volatility. Our market intelligence is diligent, real-time and tailored to your needs, and arms you with all the insight that empowers strategic decision-making.

Our clientele encompasses about 80% of the Fortune Global 500, and leading consulting and research companies and academic institutions that rely on our expertise in compiling data in niche markets. Our meta-insights are intelligent, impactful and infinite, and translate into actionable data that support your quest for enhanced profitability, tapping into niche markets, and exploring new revenue opportunities.

Global Information | RESEARCH AND MARKETS THE WORLD'S LARGEST MARKET RESEARCH STORE | Market Research.com

© 360iResearch 2026

All Rights Reserved. This document contains highly confidential information and is the sole property of 360iResearch. No part of it may be circulated, copied, quoted, or otherwise reproduced without the written approval of 360iResearch.