360iResearch

Cosmetics ODM Market

Global Forecast 2026-2032

MRR-FF012EDC3834 | October 2026

Great Place To Work. Certified FEB 2026-FEB 2027 INDIA

Table of Contents

1. Preface 16
   1.1. Objectives of the Study 16
   1.2. Market Definition 16
   1.3. Market Segmentation & Coverage 17
   1.4. Years Considered for the Study 21
   1.5. Currency Considered for the Study 22
   1.6. Language Considered for the Study 22
   1.7. Key Stakeholders 22
2. Research Methodology 24
   2.1. Introduction 24
   2.2. Research Design 24
      2.2.1. Primary Research 25
      2.2.2. Secondary Research 25
   2.3. Research Framework 25
      2.3.1. Qualitative Analysis 26
      2.3.2. Quantitative Analysis 26
   2.4. Market Size Estimation 27
      2.4.1. Top-Down Approach 27
      2.4.2. Bottom-Up Approach 27
   2.5. Data Triangulation 27
   2.6. Research Outcomes 28
   2.7. Research Assumptions 28
   2.8. Research Limitations 29
3. Executive Summary 30
   3.1. Introduction 30
   3.2. CXO Perspective 31
   3.3. New Revenue Opportunities 32
   3.4. Next-Generation Business Models 33
   3.5. Industry Roadmap 34
4. Market Overview 36
   4.1. Introduction 36
   4.2. Key Growth Contribution 37
   4.3. Industry Ecosystem & Value Chain Analysis 38
      4.3.1. Supply-Side Analysis 39
      4.3.2. Demand-Side Analysis 40
      4.3.3. Stakeholder Analysis 41
   4.4. Market Dynamics 41
      4.4.1. Key Drivers 42
         4.4.1.1. Private-label commissioning of external development 42
         4.4.1.2. Reusable product foundations for brand launches 42
         4.4.1.3. Commissioning demand for regulatory coordination 42

4.4.1.4. Packaging and usage-setting redesign 43
4.4.2. Key Restraints 43
4.4.2.1. Noninterchangeable destination pathways 43
4.4.2.2. Contract-dependent formula portability 44
4.4.2.3. Uncertain downstream commercial commitment 44
4.4.3. Key Opportunities 44
4.4.3.1. Documentation-linked destination commissioning 44
4.4.3.2. Buyer-controlled private-label development 45
4.4.3.3. Application-specific professional collections 45
4.4.3.4. Accommodation amenity redesign 45
4.4.3.5. Continuity-oriented development rights 46
4.4.4. Key Challenges 46
4.4.4.1. Maintaining accountability across execution partners 46
4.4.4.2. Coordinating regulatory artwork transitions 46
4.4.4.3. Converting alternative supply into usable continuity 47
4.4.4.4. Preserving certification through product changes 47
4.5. Porter's Five Forces Analysis 47
4.6. PESTLE Analysis 49
4.7. Market Outlook 50
4.7.1. Near-Term Market Outlook (0-2 Years) 51
4.7.2. Medium-Term Market Outlook (3-5 Years) 52
4.7.3. Long-Term Market Outlook (5-10 Years) 53
4.8. Go-to-Market Strategy 54
5. Market Insights 57
5.1. Consumer Insights & End-User Perspective 57
5.2. Consumer Experience Benchmarking 58
5.3. Opportunity Mapping 59
5.4. Distribution Channel Analysis 62
5.5. Pricing Trend Analysis 63
5.6. Regulatory Compliance & Standards Framework 64
5.7. ESG & Sustainability Analysis 66
5.8. Disruption & Risk Scenarios 67
5.9. Return on Investment & Cost-Benefit Analysis 69
6. Cumulative Impact of Artificial Intelligence 2026 71
7. Cosmetics ODM Market, by Product Category 73
7.1. Skin Care 79
7.1.1. Moisturizing and Skin Conditioning 81
7.1.2. Anti-Aging and Tone Care 83
7.1.3. Facial Cleansing and Makeup Removal 84
7.1.4. Skin Exfoliation 85
7.2. Makeup 87
7.2.1. Face Makeup 89
7.2.2. Lip Makeup 90
7.2.3. Eye and Brow Cosmetics 92
7.2.4. Body Makeup 93

7.3. Hair Care 95
7.3.1. Hair Cleansing 97
7.3.2. Hair Conditioning and Scalp Care 98
7.3.3. Hair Styling 100
7.3.4. Hair Texture Modification 101
7.4. Personal Fragrance 103
7.5. Sun and Tanning Care 105
7.5.1. Sun Protection 106
7.5.2. Sunless Tanning 107
7.5.3. After-Sun Care 109
7.5.4. Sun-Tanning Care 110
7.6. Nail Cosmetics 112
7.6.1. Nail Color and Coatings 114
7.6.2. Nail Enhancement and Adhesives 116
7.6.3. Nail Product Removers 117
7.6.4. Nail and Cuticle Care 119
7.7. Bath and Body Cleansing 120
7.7.1. Body Cleansers 122
7.7.2. Bath Additives 123
7.8. Hair Coloring and Lightening 125
7.8.1. Hair Colorants 127
7.8.2. Hair Lighteners 128
7.9. Oral Care 130
7.9.1. Dentifrices 132
7.9.2. Mouthwash and Breath Fresheners 133
7.9.3. Tooth Whitening 135
7.10. Deodorants and Antiperspirants 137
7.10.1. Antiperspirants 138
7.10.2. Deodorants 139
7.11. Shaving and Hair Removal 141
7.11.1. Shaving Care 143
7.11.2. Hair Removal 144
7.12. External Intimate Care 146
8. Cosmetics ODM Market, by Product Format 148
8.1. Semisolids 151
8.1.1. Creams and Lotions 153
8.1.2. Gels 154
8.1.3. Balms and Pastes 156
8.2. Liquids 157
8.3. Coherent Solids 159
8.3.1. Bars, Sticks, and Tablets 161
8.3.2. Pressed Powders 162
8.3.3. Solid Cosmetic Films 164
8.4. Cosmetic-Bearing Substrates 166
8.4.1. Cosmetic-Bearing Masks and Patches 167
8.4.2. Cosmetic-Bearing Wipes and Pads 169

8.5. Loose Powders and Granules 170
8.6. Foams and Mousses 172
9. Cosmetics ODM Market, by Formulation Water Basis 174
9.1. Water-Containing Formulations 176
9.2. Anhydrous Formulations 178
10. Cosmetics ODM Market, by Usage Setting 180
10.1. Personal and Take-Home Use 183
10.2. Professional Treatment Use 185
10.3. Hospitality and Institutional Amenities 186
11. Cosmetics ODM Market, by Commissioning Buyer 188
11.1. Beauty and Personal Care Brand Operators 192
11.2. Retailer Private-Label Operators 193
11.3. Importer and Distributor Brand Operators 195
11.4. Professional Beauty Businesses 196
11.5. Hospitality and Institutional Amenity Operators 198
12. Cosmetics ODM Market, by Supply Completion 200
12.1. Market-Ready Products 203
12.2. Filled Primary Packaging 204
12.3. Bulk Cosmetic Supply 206
13. Cosmetics ODM Market, by Manufacturing Execution 208
13.1. ODM-Controlled Manufacturing 211
13.2. Partner-Executed Manufacturing 212
13.3. Hybrid Manufacturing 214
14. Cosmetics ODM Market, by Procurement Channel 216
14.1. Direct ODM Engagement 218
14.2. Intermediary-Managed Procurement 220
15. Cosmetics ODM Market, by Target Price Tier 222
15.1. Mass Market 225
15.2. Entry Prestige 226
15.3. Prestige 227
15.4. Masstige 229
15.5. True Luxury 230
15.6. Ultra-Luxury 232
16. Cosmetics ODM Market, by Development Model 234
16.1. Custom Formula Development 237
16.2. Existing Formula Adaptation 238
16.3. Catalog Formula Adoption 240
17. Cosmetics ODM Market, by Formula Ownership 242
17.1. ODM-Owned 245
17.2. Buyer-Owned 246
17.3. Jointly Owned 247
17.4. Third-Party-Owned 249

18. Cosmetics ODM Market, by Regulatory Pathway 251
18.1. Standard Cosmetics 254
18.2. Special and Functional Cosmetics 256
18.3. Drug and Quasi-Drug Crossover 257
18.4. Consumer-Product Soap 259
19. Cosmetics ODM Market, by Natural and Organic Status 261
19.1. No Natural or Organic Positioning 264
19.2. Uncertified Natural or Organic Claims 266
19.3. Natural Certification 267
19.4. Organic Certification 269
20. Cosmetics ODM Market, by Region 271
20.1. Asia-Pacific 275
20.2. Europe 282
20.3. North America 291
20.4. Latin America 299
20.5. Middle East 306
20.6. Africa 314
21. Cosmetics ODM Market, by Group 323
21.1. NATO 328
21.2. G7 337
21.3. BRICS 345
21.4. European Union 353
21.5. ASEAN 361
21.6. GCC 369
22. Cosmetics ODM Market, by Country 378
22.1. United States 384
22.2. China 391
22.3. Germany 398
22.4. Brazil 405
22.5. United Kingdom 412
22.6. Japan 419
22.7. France 426
22.8. India 433
22.9. Italy 440
22.10. Russia 447
22.11. Canada 454
22.12. Spain 461
22.13. Australia 468
22.14. South Korea 475
22.15. Mexico 482
23. Competitive Landscape 490
23.1. Market Share Analysis, 2025 490

23.2. Market Concentration Analysis, 2025 492
23.3. Recent Developments & Impact Analysis, 2025 494
23.4. Product Portfolio Analysis, 2025 495
23.5. Benchmarking Analysis, 2025 497
24. Company Profiles 500
24.1. COSMAX 500
24.2. Kolmar Korea Co., Ltd. 501
24.3. COSMECCA KOREA 502
24.4. Intercos S.p.A. 502
24.5. kdc/one 503
24.6. FAREVA 504
24.7. ANJAC Health & Beauty 505
24.8. Schwan Cosmetics International GmbH 506
24.9. Ancorotti Group 507
24.10. Givaudan 508
24.11. TOA Inc. 508
24.12. Tokiwa Corporation 509
24.13. Cosmo Beauty Co., Ltd. 510
24.14. Toyo Beauty Co., Ltd. 511
24.15. Nippon Shikizai, Inc. 512
24.16. Nox Bellcow 513
24.17. Guangdong Bawei Biotechnology Corporation 514
24.18. BioTruly 515
24.19. Opal Cosmetics Group 516
24.20. MS BEAUTiLAB 517
24.21. IL Cosmetics 518
24.22. HSA Cosmetics SpA 518
24.23. Gotha Cosmetics 519
24.24. Voyant Beauty 520
24.25. Elevation Labs 521
24.26. Cosmetic Solutions 522
24.27. Cosmetica Laboratories Inc. 523
24.28. Crystal Claire Cosmetics Inc. 524
24.29. Prime Matter Labs 524
24.30. HCP Wellness Pvt. Ltd. 525
24.31. S&J International 526
24.32. Lipson Cosméticos 527
24.33. Prime Product Manufacturing 527
24.34. Gulf EPCO Cosmetics Factory 528
24.35. Cosmetic Laboratories Australia 529
24.36. Garcoa 530
24.37. Bo International 531
24.38. Thai Ho Group 532

24.39. PLZ Corp 533
24.40. VVF Limited 534
24.41. Orean 535
24.42. Herrco Cosmetics 536
24.43. Chromavis 537
24.44. Twincraft Skincare 538
24.45. Lady Burd Exclusive Cosmetics, Inc. 538
24.46. Dynamic Blending 539
24.47. Royal Labs Natural Cosmetics, Inc. 540
24.48. Accupac 541
24.49. Cohere Beauty 542
24.50. McKenna Labs, Inc. 543
24.51. Radical Cosmetics 543
24.52. Columbia Cosmetics 544
24.53. Cosmetic Group USA 545
24.54. Diamond Wipes International 546
24.55. RainShadow Labs 547
24.56. Nutrix 547
24.57. BPI Labs 548
24.58. Oxygen Development 549
24.59. Beauty Manufacturing Solutions Corp 549
24.60. FP Labs 550
24.61. FMI 551
24.62. GAR Laboratories, Inc. 552
24.63. Canadian Custom Packaging 553
24.64. LSL Pharma Group Inc. 554
24.65. Urist Cosmetics Inc. 555
24.66. Vitelle Labs 555
24.67. Leslie Cosmetics 556
24.68. Delon Laboratories 557
24.69. Cosmetic Labs Canada 558
24.70. International Custom Pak Inc. 559
24.71. Artist of Chemistry 560
24.72. Gardenia Naturals 560
24.73. Natural Fit 561
24.74. QCC Laboratories 562
24.75. Lila Lab 18 562
24.76. TSC LABS 563
24.77. Tecnología Cosmética 563
24.78. Naturalcare Cosmetics Lab 564
24.79. Francobel Comercializadora, S.A. de C.V. 565
24.80. Colep Consumer Products 565
24.81. Laboratorios Zell 566

24.82. Biolecce 567
24.83. Di Fiorenna 567
24.84. Le Cosmétique 568
24.85. Bio Bothanic 569
24.86. Cosmefar 570
24.87. AERZ Química 570
24.88. ATP América Latina 571
24.89. Faber-Castell Cosmetics 571
24.90. Agape Outsourcing 572
24.91. Private 572
24.92. DDP Indústria 572
24.93. Cosmaidi 573
24.94. Line Indústria de Cosméticos 573
24.95. Z.H INDUSTRIA COSMETICA 574
24.96. C&R Cosméticos e Terceirização 574
24.97. BeHub 575
24.98. Cosméticos Full Service 575
24.99. Terceirize Cosmético 576
24.100. MZ Cosméticos 576
24.101. Magistris do Brasil 577
24.102. PREBEL 578
24.103. Grupo Hada 579
24.104. Bouquet 580
24.105. Belléthique 580
24.106. CDP Lab SAS 581
24.107. Laboratorios Tecnolabs 582
24.108. Laboratorio MMM 583
24.109. Laboratorio Espagiria 583
24.110. COVESA LAB S.A.S 584
24.111. Tecser Laboratorios 585
24.112. Dermacorp 585
24.113. Innovo Lab 586
24.114. G7 Laboratorios 587
24.115. Amenics Laboratorios S.A.S. 587
24.116. GHG Labs 588
24.117. Grupo Eurobelleza S.A.S. 588
24.118. Laboratorio IH 589
24.119. Belcolor 590
24.120. LACA S.R.L. 590
24.121. Iquisa 591
24.122. Baricosmos 591
24.123. INAVA 592
24.124. Miprolab 593

24.125. Laboratorio Dukay S.A. 593
24.126. Laboratorio Cosmético La Barda....594
24.127. Bellcos....595
24.128. VARCAP by Antobrillitos....595
24.129. Qory Laboratorios S.A.C. 596
24.130. Laboratorio La Cooper 597
24.131.Laboratorio Artobe....597
24.132. Grinlab 598
24.133. Dermagroup....599
24.134. Laboratorio Neofármaco Cía. Ltda....599
24.135. Laboratorios Cosméticos TARSIS S.A....600
24.136. I&D InnovaPlus Bolivia 601
24.137. Grupo Blondas....601
24.138. Laboratorio Solquima, S.A. 602
24.139. AMSA Aerosoles & Maquila 602
24.140. Kellington Laboratories 603
24.141. Laboratorios Zepol 604
24.142. Wimo Cosmetics....604
24.143. Caribe Labs 605
24.144. Laboratorio Cosmético Capilar 606
24.145. Liquid Engineering Limited 606
24.146. Dernier Cosmetics 607
24.147. Dermahealth de Venezuela C.A....607
24.148. Grupo Tralofarma....608
24.149. Coher Laboratorio Cosmético....609
24.150. Cosméticos Rawyl C.A. 610
24.151.Induvar S.A. 610
24.152. Corporacion LCR, C.A. 611
24.153. Maquiladora Tecnocosmetic, C.A. 611
24.154. Cosmewax 612
24.155. THG LABS 612
24.156. Pelham....613
24.157. Art Cosmetics s.r.l....614
24.158. Pink Frogs Cosmetics 615
24.159. Ourvita 616
24.160. MAXIM Markenprodukte GmbH & Co. KG....616
24.161. Technature 617
24.162. MANN & SCHRÖDER COSMETICS GROUP 618
24.163. NeoCos 619
24.164. Mixer & Pack....620
24.165. dalli group....621
24.166. Groupe Vabel 621
24.167. Royal Sanders 622

24.168. Bioprotec 623
24.169. Yu Kosmo 624
24.170. ALDEZ 625
24.171. Tecnocosmética 625
24.172. Amoené 626
24.173. Dramers S.A. 627
24.174. Unaro Nordic 627
24.175. Nopa Nordic A/S 628
24.176. Cosmetic Lab 629
24.177. Aesti 630
24.178. CITA LIETA Ltd. 630
24.179. GMT SIA 631
24.180. JSC SPODRĪBA 632
24.181. MillMax 632
24.182. Laya Cosmetics 633
24.183. Cosdivine 633
24.184. Regi Laboratories 634
24.185. RNB Cosméticos 635
24.186. Lessonia 636
24.187. Rossayana Organika 636
24.188. Bell 637
24.189. Lavena 637
24.190. Eurobio Lab 638
24.191. Persán 639
24.192. ACME 640
24.193. MFT CORP 640
24.194. NVF Delta 641
24.195. ProCare 642
24.196. Group55 642
24.197. Universal Toiletries Corporation Limited 643
24.198. Torf Corporation Sp. z o.o. 644
24.199. Omnicos 645
24.200. Berner Oy 646
24.201. Erte Cosmetics 647
24.202. ATAK Cosmetics 648
24.203. Cosmesa Kozmetik San. ve Tic. A.Ş. 648
24.204. Sora Kozmetik ve Kimya San. Tic. Ltd. Şti. 649
24.205. Kosan Kozmetik Paz. ve Tic. A.Ş. 650
24.206. Rowe Cosmetics 651
24.207. Del'la Soft 651
24.208. Yemyesil Cosmetics 652
24.209. Ottoria Kozmetik 653
24.210. SCK Zeta Kimya 654

24.211.Mermaid Pack....655
24.212. MKN GROUP....655
24.213. Anna Lotan Ltd.....656
24.214. Dats Premium Cosmetics....657
24.215. Danlog Intercosma Ltd.....657
24.216. Pastel Cosmetics Laboratories Ltd....658
24.217. A. Attar Cosmetics....658
24.218. CMK Yozma Ltd.....659
24.219. N&D....660
24.220. Plan Cosmetic IL LTD....660
24.221. Chic-Hlavin Cosmetic Group....661
24.222. L'Origine....662
24.223. Ard Al Jamal Cosmetics Manufacturing L.L.C.....663
24.224. Beauty Factory....663
24.225. Fayfa Chemicals Factory (LLC)....664
24.226. Paradise Cosmetic....665
24.227. Cosmetics Group s.a.r.l.....666
24.228. EVE'S SECRETS....666
24.229. MetaFormula Lab....667
24.230. JANA Laboratoires....667
24.231. BioProjects S.A.R.L....668
24.232. Juman Factory....669
24.233. Jordanian Egyptian Co. (JEC)....670
24.234. Medical Supplies and Cosmetic Technology INC.....670
24.235. Jale Noor....671
24.236. Beh Ara Cosmetics....672
24.237. Arghavan Gostar Shahab Shimi....672
24.238. Laleh Ekbatan....673
24.239. Pishro Tejarat Maham....674
24.240. Vita-Derma....675
24.241. HAVEN PURE....675
24.242. MUSCATERA Cosmetics....676
24.243. Seas Pearl International....677
24.244. Oman Cosmetics Factory....677
24.245. The Perfume Factory....678
24.246. TSG Factory....679
24.247. Rose Life....679
24.248. Alam Al Tajmeel....680
24.249. Lamsat Ibda....680
24.250. Believe....681
24.251. Be Artisan Cosmetics....682
24.252. SDK Laboratories....682
24.253. Cosmetic Laboratories of South Africa....683

24.254. Alchem Labs 684
24.255. Rolfe Laboratories 684
24.256. Remancos 685
24.257. Accolade Laboratories 685
24.258. Jasmar 686
24.259. Antiseptol International Company 687
24.260. EmulCfy 687
24.261. DC Laboratories 688
24.262. Zinplex Cosmetics 688
24.263. SASTEL Pharmaceuticals & Packing 689
24.264. SUNSKIN 690
24.265. CosmeSolutions 691
24.266. SudBio 692
24.267. MARGANOM 692
24.268. Carmel Cosmetics Labs 693
24.269. Vita Santé 694
24.270. Joubay Cosmétique 695
24.271. Heisenberg Laboratory 696
24.272. SARL LABORATOIRE AURALIE 697
24.273. Cosmoya 697
24.274. Egyptian Company for Cosmetics 698
24.275. Integrated Cosmetic Industries 699
24.276. United Group Cosmetics 699
24.277. Eva Cosmetics 700
24.278. Rosemary Cosmetics 701
24.279. Kempetro 701
24.280. Shira Pharma 702
24.281. Granels Manufacturing Limited 703
24.282. OUI Life Corp 704
24.283. Ene Naturals 704
24.284. Organic Shoppe 705
24.285. Adunni Organics 706
24.286. Solbis 706
24.287. Lueur Cosmetics Lab 707
24.288. Promaldi Labs 707
24.289. Ayewa Labs 708
24.290. All Pure Nature Ghana 709
24.291. L'Arbre de Vie Group 709
24.292. Laboratoire Afri' Cosmetic 710
24.293. Skincademy Labs 711
24.294. IngriMatt Limited 711
24.295. Nia Cosmetics Limited 712
24.296. Cosmetic Packaging Kenya 712

24.297. Aromakare LTD 713
24.298. Formulators Hub Tanzania 714
24.299. Tanga Pharmaceutical & Plastics Ltd 715
24.300. Mrembo Naturals Limited 715
24.301. Unathi Madagascar 716
24.302. Bellazuri Limited 716
24.303. Mauritius Cosmetics Limited 717
24.304. ANCORS 717
24.305. C&C International 718
24.306. CNF 719
24.307. Eng Kah Enterprise Sdn. Bhd. 720
24.308. Intercosmetic Asia Pacific Sdn. Bhd. 721
24.309. Sky Resources Sdn. Bhd. 722
24.310. PT Adev Natural Indonesia 723
24.311.PT Cedefindo 724
24.312. PT Cosmar 724
24.313. Naris Cosmetics Co., Ltd. 725
24.314. Milott Cosmetic Corporation 726
24.315. Vasa Cosmetics Private Limited 727
24.316. Clarion Cosmetics 727
24.317. Epilab 728
24.318. Ausmetix 729
24.319. Shieling Laboratories 730
24.320. Viet Huong Cosmetics 730
24.321. Vimac Cosmetics Joint Stock Company 731
24.322. Refinette Cosmetic Manufacturing Corporation 732
24.323. Kosmetics Technologies Inc. 733
24.324. Altum Cosmeceutical Manufacturing Inc. 734
24.325. Goldwin Manufacturing Laboratories Corp. 734
24.326. TSP Solutions Pte Ltd 735
24.327. Topway Hair Care 735
24.328. Private Label Derma Lab Pte Ltd 736
24.329. GVig 737
24.330. UCL 738
24.331. NOWCOS 738
24.332. Hwasung Cosmetics 739
24.333. A&H International Cosmetics 740
24.334. Sheencolor 740
24.335. Shya Hsin 741
24.336. TCI 742
24.337. Fiabila SAS 743
24.338. Keystone Industries 743
24.339. Weckerle GmbH 744

24.340. Taiki Europe 745
24.341. XJ Beauty 746
24.342. Bayport Laboratories 747
24.343. Nele Kosmetik GmbH 748
24.344. ICONS Beauty Group 748
24.345. Wormser Group 749
24.346. WWP Beauty 750
24.347. VERAL S.A. 751
24.348. Gavrilis Group 752
24.349. Glow Era 752
24.350. Papoutsanis S.A. 753
24.351. The Powder Company 754
24.352. CosFab cosmetic fabrication GmbH 755
24.353. Cosmetic Labs, LP 755
24.354. Cosmetic Service GmbH 756
24.355. Custom Research Labs, Inc. 757
24.356. Polystone GmbH 757
24.357. Rubella Beauty AG 758
24.358. Swiss Cosmetics Production AG 759
24.359. Propharm Cosmetics 760
24.360. Smile D. Vosmandros S.A. 760
24.361. Cleanway 761
24.362. HD LAB 761
24.363. Cosmo Lab 762
24.364. Team Beauty 762
24.365. ZH Formulation 763
24.366. Saffron Sensations 764
24.367. RK Industries 764
24.368. Steg Laboratories 765
24.369. Scope Cosmetics 766
24.370. AccuFix Labs 767
24.371. Pentagon Industries 768
24.372. Quality Health Care 768
24.373. A2Z Skincare 769
24.374. Cosmera 770
24.375. Harumi 771

25. Companies Covered 772

26. Key Experts 785

1. Preface

1.1. Objectives of the Study

- Establish which commissioned cosmetic design-and-supply activities belong within Cosmetics ODM and distinguish them from standalone inputs, manufacturing-only activity, and downstream branded-product business.
- Identify the qualification requirements of beauty and personal care brands, retailer private-label operators, importer and distributor brands, professional beauty businesses, and hospitality or institutional amenity operators.
- Examine how Catalog Formula Adoption, Existing Formula Adaptation, and Custom Formula Development address different commissioning requirements without assuming that one model is preferable for every buyer.
- Assess how formula ownership, exclusivity, licensing, transfer rights, and access to supporting documentation affect supplier switching and continuity of the commissioned offering.
- Distinguish accountability and capability requirements across ODM-Controlled Manufacturing, Partner-Executed Manufacturing, and Hybrid Manufacturing.
- Determine how required supply completion and direct or intermediary-managed procurement shape contract scope, buyer access, and the allocation of delivery responsibilities.
- Examine the product-specific market-access questions associated with Standard Cosmetics, Special and Functional Cosmetics, Drug and Quasi-Drug Crossover, and Consumer-Product Soap.
- Evaluate what supports target-tier positioning and natural or organic status, separating classification and substantiated status from unverified claims of buyer preference or supplier suitability.
- Establish comparable activity and delivery boundaries for subsequent quantitative interpretation without treating independent segmentation axes or connected supply relationships as additive opportunities.

1.2. Market Definition

Cosmetics ODM covers the Global business-to-business provision of cosmetic product design or development together with commissioned supply. The design role includes a supplier-provided catalog offering, adaptation of an existing formula, or custom formula development. The commissioning relationship encompasses beauty and personal care brands, retailer private-label operators, importer and distributor brand operators, professional beauty businesses, and hospitality or institutional amenity operators.

Included delivery states are Bulk Cosmetic Supply, Filled Primary Packaging, and Market-Ready Products. Manufacturing may be ODM-Controlled, Partner-Executed, or Hybrid.

Personal and Take-Home Use, Professional Treatment Use, and Hospitality and Institutional Amenities are included operating contexts. Formula rights may be ODM-Owned, Buyer-Owned, Jointly Owned, or Third-Party-Owned; ownership is distinct from the design contribution and does not determine scope membership by itself.

The product categories, physical formats, water-basis categories, and regulatory pathways specified in the segmentation form part of the study boundary. This includes Drug and Quasi-Drug Crossover and Consumer-Product Soap as commercial classifications alongside the other listed pathways, without requiring every included offering to share one statutory label. Standalone ingredient supply, empty packaging, equipment, retail resale, and treatment services are adjacent activities rather than separate ODM offerings. Manufacture of an unchanged buyer specification does not establish an ODM activity without a product-design or development role in the commissioned offer.

1.3. Market Segmentation & Coverage

Product Category identifies the function of the commissioned offering. Skin Care covers Facial Cleansing and Makeup Removal, Moisturizing and Skin Conditioning, Skin Exfoliation, and Anti-Aging and Tone Care. Makeup covers Face Makeup, Eye and Brow Cosmetics, Lip Makeup, and Body Makeup. Hair Care covers Hair Cleansing, Hair Conditioning and Scalp Care, Hair Styling, and Hair Texture Modification, while Hair Coloring and Lightening separately covers Hair Colorants and Hair Lighteners. Nail Cosmetics includes Nail Color and Coatings, Nail and Cuticle Care, Nail Enhancement and Adhesives, and Nail Product Removers. Bath and Body Cleansing includes Body Cleansers and Bath Additives; Shaving and Hair Removal includes Shaving Care and Hair Removal. The remaining categories are Deodorants and Antiperspirants, with its two corresponding branches; Personal Fragrance; Sun and Tanning Care, comprising Sun Protection, Sunless Tanning, Sun-Tanning Care, and After-Sun Care; External Intimate Care; and Oral Care, comprising Dentifrices, Mouthwash and Breath Fresheners, and Tooth Whitening. These categories organize product-function coverage rather than determine contractual rights or manufacturing responsibility.

Product Format distinguishes Liquids; Semisolids, comprising Creams and Lotions, Gels, and Balms and Pastes; Coherent Solids, comprising Pressed Powders, Bars, Sticks, and Tablets, and Solid Cosmetic Films; Loose Powders and Granules; Foams and Mousses; and Cosmetic-Bearing Substrates, comprising Cosmetic-Bearing Wipes and Pads and Cosmetic-Bearing Masks and Patches. Formulation Water Basis separately distinguishes Water-Containing Formulations from Anhydrous Formulations. The two axes describe different product attributes and do not imply interchangeable supplier capabilities.

Usage Setting covers Personal and Take-Home Use, Professional Treatment Use, and Hospitality and Institutional Amenities. Commissioning Buyer distinguishes Beauty and Personal Care Brand Operators, Retailer Private-Label Operators, Importer and Distributor Brand Operators, Professional Beauty Businesses, and Hospitality and Institutional Amenity Operators. Keeping these axes separate prevents the final use setting from being mistaken for the identity of the contracting customer.

Supply Completion distinguishes Bulk Cosmetic Supply, Filled Primary Packaging, and Market-Ready Products, defining the delivered state of the commissioned offering. Manufacturing Execution distinguishes ODM-Controlled Manufacturing, Partner-Executed Manufacturing, and Hybrid Manufacturing, defining how execution is organized. Completion state and execution arrangement must be interpreted together when comparing responsibility and commercial scope, but neither axis replaces the other.

Procurement Channel distinguishes Direct ODM Engagement from Intermediary-Managed Procurement. Target Price Tier describes intended positioning through Mass Market, Masstige, Entry Prestige, Prestige, True Luxury, and Ultra-Luxury. Procurement identifies the engagement route; positioning identifies a different commercial attribute and does not by itself establish access, qualification, or profitability.

Development Model includes Catalog Formula Adoption, Existing Formula Adaptation, and Custom Formula Development. Formula Ownership separately includes ODM-Owned, Buyer-Owned, Jointly Owned, and Third-Party-Owned arrangements. Development effort and ownership are distinct: the ownership label does not establish exclusivity, transfer rights, or the full allocation of development responsibilities.

Regulatory Pathway includes Standard Cosmetics, Special and Functional Cosmetics, Drug and Quasi-Drug Crossover, and Consumer-Product Soap. Natural and Organic Status distinguishes Organic Certification, Natural Certification, Uncertified Natural or Organic Claims, and No Natural or Organic Positioning. These axes preserve the included market-access and positioning categories while requiring product-specific interpretation; neither a pathway label nor a natural or organic claim establishes equivalence across offerings.

Table 1. Global Cosmetics ODM Market Segmentation & Coverage

Segmentation	Coverage
Commissioning Buyer	• Beauty and Personal Care Brand Operators • Retailer Private-Label Operators • Importer and Distributor Brand Operators • Professional Beauty Businesses • Hospitality and Institutional Amenity Operators
Development Model	• Custom Formula Development • Existing Formula Adaptation • Catalog Formula Adoption
Formula Ownership	• ODM-Owned • Buyer-Owned • Jointly Owned • Third-Party-Owned
Formulation Water Basis	• Water-Containing Formulations • Anhydrous Formulations

Table 1 - continued

Segmentation	Coverage
Manufacturing Execution	• ODM-Controlled Manufacturing • Partner-Executed Manufacturing • Hybrid Manufacturing
Natural and Organic Status	• No Natural or Organic Positioning • Uncertified Natural or Organic Claims • Natural Certification • Organic Certification
Procurement Channel	• Direct ODM Engagement • Intermediary-Managed Procurement

Table 1 - continued

Segmentation	Coverage

Product Category	• Skin Care
	  o Moisturizing and Skin Conditioning
	  o Anti-Aging and Tone Care
	  o Facial Cleansing and Makeup Removal
	  o Skin Exfoliation
	• Makeup
	  o Face Makeup
	  o Lip Makeup
	  o Eye and Brow Cosmetics
	  o Body Makeup
	• Hair Care
	  o Hair Cleansing
	  o Hair Conditioning and Scalp Care
	  o Hair Styling
	  o Hair Texture Modification
	• Personal Fragrance
	• Sun and Tanning Care
	  o Sun Protection
	  o Sunless Tanning
	  o After-Sun Care
	  o Sun-Tanning Care
	• Nail Cosmetics
	  o Nail Color and Coatings
	  o Nail Enhancement and Adhesives
	  o Nail Product Removers
	  o Nail and Cuticle Care
	• Bath and Body Cleansing
	  o Body Cleansers
	  o Bath Additives
	• Hair Coloring and Lightening
	  o Hair Colorants
	  o Hair Lighteners
	• Oral Care
	  o Dentifrices
	  o Mouthwash and Breath Fresheners
	  o Tooth Whitening
	• Deodorants and Antiperspirants
	  o Antiperspirants
	  o Deodorants
	• Shaving and Hair Removal
	  o Shaving Care
	  o Hair Removal
	• External Intimate Care

Table 1 - continued

Segmentation	Coverage

Product Format	• Semisolids
	  o Creams and Lotions
	  o Gels
	  o Balms and Pastes
	• Liquids
	• Coherent Solids
	  o Bars, Sticks, and Tablets
	  o Pressed Powders
	  o Solid Cosmetic Films
	• Cosmetic-Bearing Substrates
	  o Cosmetic-Bearing Masks and Patches
	  o Cosmetic-Bearing Wipes and Pads
	• Loose Powders and Granules
	• Foams and Mousses

Regulatory Pathway	• Standard Cosmetics • Special and Functional Cosmetics • Drug and Quasi-Drug Crossover • Consumer-Product Soap
Supply Completion	• Market-Ready Products • Filled Primary Packaging • Bulk Cosmetic Supply
Target Price Tier	• Mass Market • Entry Prestige • Prestige • Masstige • True Luxury • Ultra-Luxury
Usage Setting	• Personal and Take-Home Use • Professional Treatment Use • Hospitality and Institutional Amenities

1.4. Years Considered for the Study

The study uses 2024 as the historical year, 2025 as the base year, and 2026 as the estimated year. The forecast horizon ends in 2032.

Figure 1. Global Cosmetics ODM Market, Years Considered for the Study

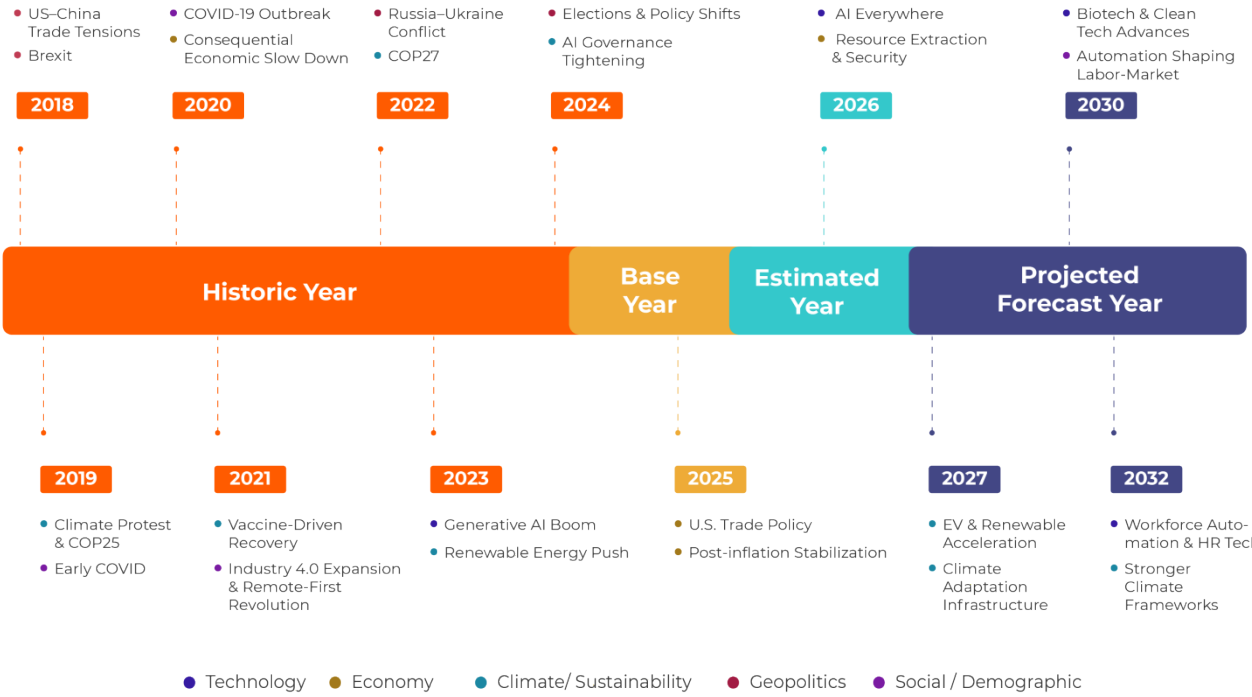

1.5. Currency Considered for the Study

The reporting currency is the U.S. dollar (USD). Market values use an absolute currency scale.

1.6. Language Considered for the Study

The study is published in American English.

1.7. Key Stakeholders

- Beauty and Personal Care Brand Operators: decisions concerning supplier qualification, development responsibility, formula rights, product continuity, and the required supply-completion state.
- Retailer Private-Label Operators: decisions concerning the commissioned assortment, supplier accountability, positioning, and the division of responsibilities required for market-ready delivery.
- Importer and Distributor Brand Operators: decisions concerning the contracting relationship, destination-market access responsibilities, documentation rights, and coordination between the ODM and distribution business.
- Professional Beauty Businesses: decisions concerning commissioned offerings for professional treatment and take-home use, including supplier capability and contractual responsibility for each intended setting.

- Hospitality and Institutional Amenity Operators: decisions concerning amenity offerings, procurement responsibility, packaging completion, and continuity of the commissioned supply relationship.
- Cosmetics ODM Providers: decisions concerning development-model coverage, contractual rights, buyer requirements, manufacturing execution, and the completion states offered to commissioning customers.
- Manufacturing Execution Partners: exposure to the responsibilities assigned within Partner-Executed Manufacturing and Hybrid Manufacturing, distinct from the ODM provider's overall design-and-supply role.
- Ingredient, Packaging, and Other Upstream Suppliers: exposure to the inputs required by included ODM offerings, without treating their standalone businesses as separate Cosmetics ODM activities.
- Market-Access, Regulatory, and Certification Participants: decisions concerning the applicable product pathway, allocation of compliance responsibilities, and support for stated certification or positioning status.
- Investors and Corporate Strategists: decisions concerning the comparability of ODM business exposure, dependence on commissioning relationships, and the capabilities and contractual conditions associated with an offering.

2. Research Methodology

2.1. Introduction

The study examines Cosmetics ODM as a commissioned cosmetic development-and-supply relationship rather than as total consumer spending on beauty products. Its approach connects the qualitative challenge layer with examination of the included offerings, buyers, contractual arrangements, and delivery responsibilities.

The central interpretive boundary is between category participation and demonstrated engagement capability. Coverage of a product, ownership category, or execution model establishes where analysis applies; commercial suitability depends on the responsibilities and rights relevant to the commissioning relationship.

2.2. Research Design

Research coverage follows the Global Cosmetics ODM boundary and the defined product, format, buyer, development, ownership, execution, delivery, and market-access categories. Demand is framed through the commissioning buyer's requirements, while supply is framed through the provider's role in the cosmetic design-and-supply relationship.

Observed facts, qualitative interpretations, and quantitative propositions have separate evidentiary roles. A category's inclusion establishes study coverage, not a particular supplier's capability or qualification. Similarly, a finished product's use setting does not by itself identify its commissioning buyer or procurement channel.

Figure 2. Global Cosmetics ODM Market, Research Design

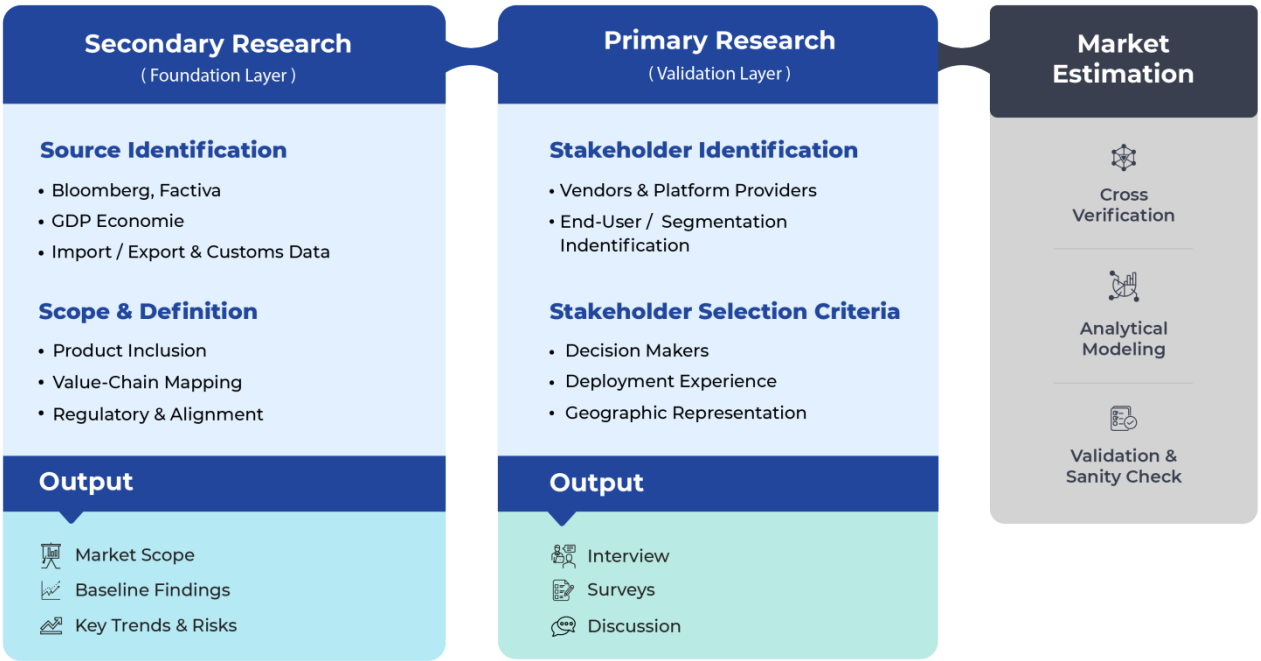

2.2.1. Primary Research

The analyst team conducted primary research as a qualitative challenge layer for market definition, segmentation, demand conditions, adoption barriers, and competitive interpretation. This work tested analytical assumptions and sharpened explanations of market mechanisms without serving as standalone support for numerical estimates.

The qualitative challenge layer is evaluated alongside secondary evidence within the accepted market scope. It informs conditional market explanations and hypotheses for subsequent quantitative analysis. Numerical estimates require their own supporting evidence, and a forecast derived from a qualitative assumption does not independently validate that assumption. Final interpretation must reconcile the qualitative findings with the completed quantitative results.

2.2.2. Secondary Research

Secondary evidence supports independently checkable claims about the commissioned offering, supplier capability, buyer relationship, formula rights, execution responsibility, delivery scope, and destination-market requirements. Each claim must remain within the commercial attribute that the supporting material actually establishes.

A description of product capability does not establish a particular customer relationship, contractual right, or market-access authorization. Repetition of the same underlying information is not independent corroboration, and evidence about an adjacent ingredient, packaging, or branded-product business does not automatically support a Cosmetics ODM conclusion.

2.3. Research Framework

The framework connects the commissioned cosmetic offering to four distinct questions: what product is supplied; who commissions and uses it; how development, ownership, and execution are arranged; and what delivery and market-access obligations apply. The segmentation organizes these questions without treating one attribute as a substitute for another.

Supplier comparisons therefore distinguish product coverage from contractual capability. A provider's presence in Skin Care, Makeup, or another product category does not establish formula portability, a specific manufacturing execution model, or the ability to supply a buyer's required completion state. Commercial conclusions depend on the combination relevant to the engagement.

Figure 3. Global Cosmetics ODM Market, Research Framework

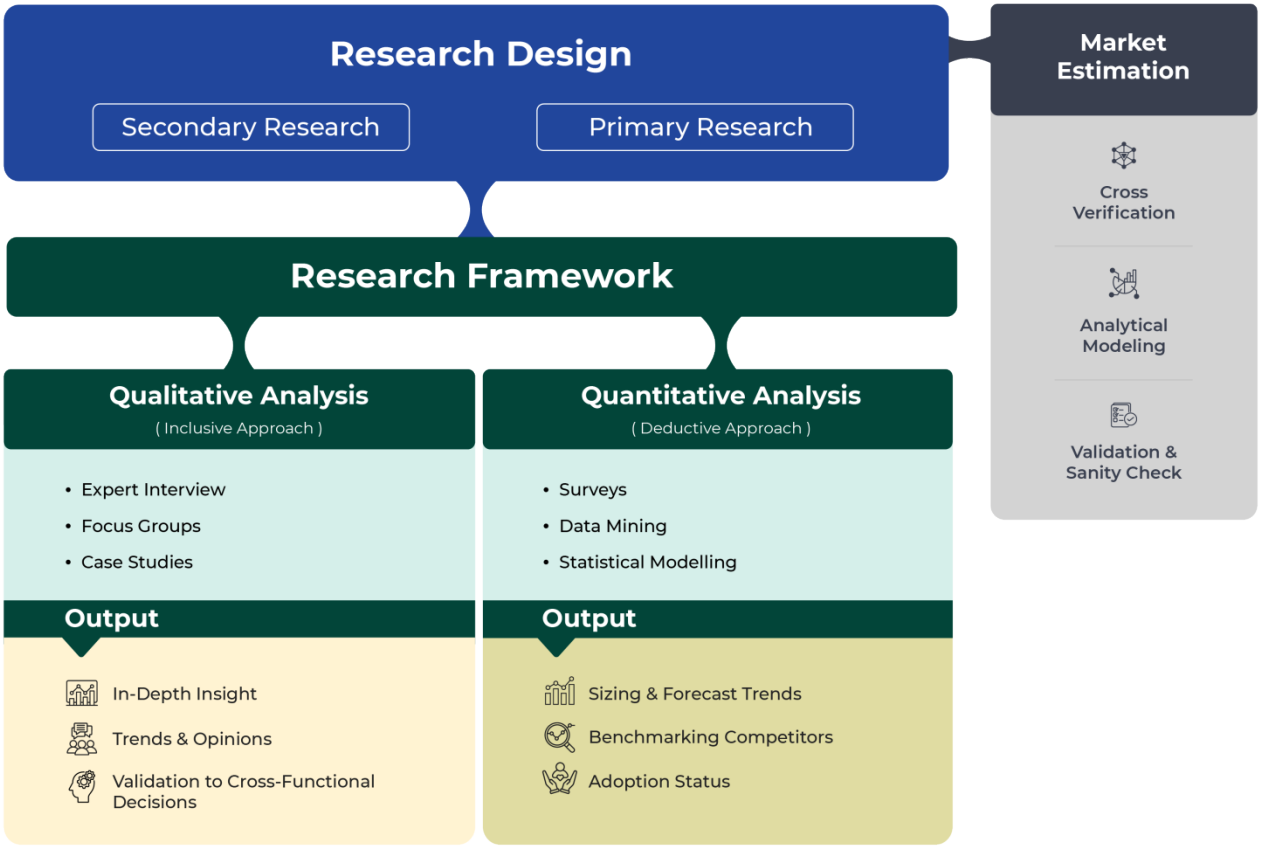

2.3.1. Qualitative Analysis

Qualitative analysis examines how commissioning requirements relate to development responsibility, formula rights, manufacturing execution, and delivery scope. It distinguishes questions of product suitability from questions of supplier access: an offering may fit a product category while its contractual rights or completion state differ from what a buyer requires.

The qualitative challenge layer informs conditional explanations of qualification, switching, procurement, and adoption barriers. Such explanations identify propositions for further examination rather than establish numerical results or imply that all buyers within a category face the same constraints.

2.3.2. Quantitative Analysis

The quantitative conventions are reporting in USD on an absolute value scale, with 2024 as the historical year, 2025 as the base year, 2026 as the estimated year, and a forecast horizon ending in 2032. The segmentation axes describe different attributes of the same Cosmetics ODM activity rather than independent additions to that activity.

Comparisons require alignment of the relevant period, in-scope development-and-supply activity, and supply-completion boundary. A supplier's entire business, its ODM offering, and its customer's downstream branded business are distinct analytical objects. Formula ownership,

physical format, and target positioning cannot by themselves establish the portion attributable to Cosmetics ODM.

2.4. Market Size Estimation

The market-value perimeter concerns the in-scope cosmetic design-and-supply activity, rather than all revenue of participating companies or downstream sales of their customers' brands. Bulk Cosmetic Supply, Filled Primary Packaging, and Market-Ready Products remain included while identifying different delivery boundaries.

Scope inclusion does not make connected commercial observations automatically additive. Interpretation must distinguish the supplied offering, the parties' respective responsibilities, and the completion state before treating observations as comparable. The included manufacturing and procurement models do not prescribe a single accounting or contractual treatment.

2.4.1. Top-Down Approach

A top-down perspective provides a boundary check on whether a broader business or product total contains the defined Cosmetics ODM activity. Branded beauty-product business, general outsourced manufacturing, and diversified supplier operations are not interchangeable with the commissioned design-and-supply perimeter.

A broader observation is relevant only when its in-scope component and supply-completion boundary can be substantiated. Attribution based solely on a company's association with cosmetics would not establish the ODM component or resolve differences between its included and adjacent activities.

2.4.2. Bottom-Up Approach

A bottom-up perspective focuses on identifiable in-scope Cosmetics ODM activities within commissioning relationships. The relevant attributes are the design or development contribution, commissioning buyer, supplied offering, completion state, and execution responsibility. Formula ownership alone neither establishes nor rules out an ODM contribution.

Partner-Executed Manufacturing and Hybrid Manufacturing require particular care in distinguishing the ODM offering from an execution partner's contribution. The same connected supply relationship must not be treated as separate opportunities merely because different parties perform its commercial and manufacturing roles.

2.5. Data Triangulation

Triangulation concerns consistency of commercial meaning as well as agreement among observations. Material describing supplier capability, buyer requirements, formula rights, or manufacturing execution may address different parts of the same engagement. Corroboration requires alignment of the offering, period, commissioning relationship, and supply-completion boundary.

Qualitative explanations can identify questions for quantitative examination, but repetition of an explanation is not independent validation. An estimate derived from a qualitative proposition does not independently establish that proposition, and conflicting descriptions require interpretation of their underlying scope rather than an assumption that they are equivalent.

Figure 4. Global Cosmetics ODM Market, Data Triangulation

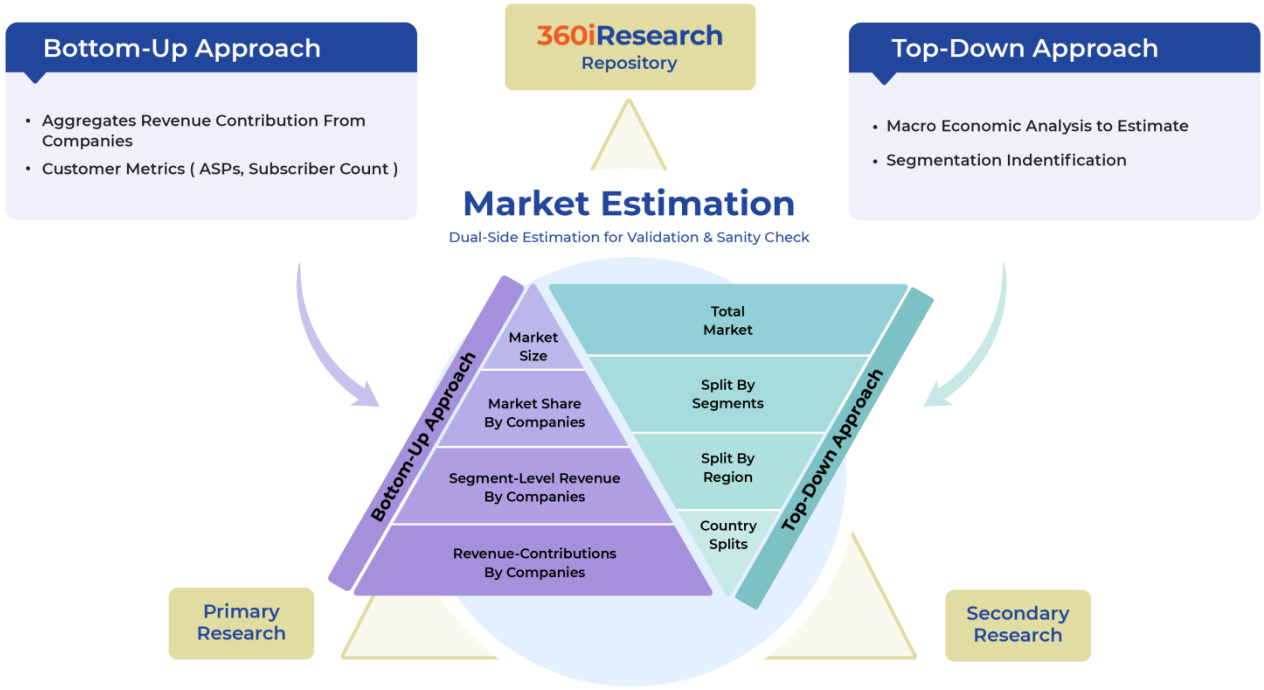

2.6. Research Outcomes

The study is intended to support contract scoping, supplier qualification, development-model selection, and assessment of switching and market-access requirements. For commissioning buyers, it provides a basis for distinguishing the required cosmetic offering from adjacent services and for identifying which capabilities, rights, and delivery responsibilities require verification before supplier selection.

For ODM providers and investors, the intended decision support is a structured view of buyer requirements and contractual exposure across the included categories. Product positioning, formula ownership, manufacturing execution, and supply completion remain separate considerations; none independently establishes commercial attractiveness or supplier suitability.

2.7. Research Assumptions

- ODM attribution rests on a product-design or development role within the commissioned cosmetic-supply offer, including catalog adoption, adaptation, or custom development. Formula ownership and manufacturing location are separate attributes, not substitutes for that role.

- The segmentation axes classify different attributes of the same activity. Product Category, Product Format, Commissioning Buyer, and the other axes are independent lenses rather than additive market perimeters.
- Target Price Tier is a qualitative positioning classification. Membership in Mass Market through Ultra-Luxury does not by itself establish development complexity, supplier qualification, or profitability.
- Formula Ownership identifies the ownership category, not the full allocation of exclusivity, licensing, transfer, or documentation rights. Switching implications require interpretation of the relevant contractual rights.
- Supply Completion and Manufacturing Execution remain distinct. A comparable commercial observation must identify both what is delivered and which parties perform the included responsibilities.
- Regulatory Pathway and Natural and Organic Status remain within the stated study coverage. Their application to a particular offering requires product-specific support and does not independently establish supplier capability or buyer acceptance.

2.8. Research Limitations

- A corporate or portfolio description may encompass several development and execution arrangements. It cannot alone establish engagement-level responsibilities, so supplier qualification requires support specific to the intended offering.
- Product Category and Regulatory Pathway describe different attributes. A product-category label alone cannot settle the applicable pathway for a destination market; market-access comparisons must retain the relevant product and jurisdictional context.
- Commissioning Buyer, Usage Setting, and Procurement Channel may identify different parties or roles in one relationship. Access conclusions based only on the final user or an intermediary's presence can misidentify the contracting buyer.
- Different supply-completion states can encompass different responsibilities within an otherwise similar product offering. Comparisons that disregard the delivered scope can conflate bulk supply, packaged supply, and market-ready delivery.
- Organic Certification, Natural Certification, and Uncertified Natural or Organic Claims are distinct classifications. A positioning statement cannot substitute for support of certification status, and neither classification establishes product equivalence or commercial preference.

3. Executive Summary

3.1. Introduction

The central commercial choice in the Global Cosmetics ODM market is how much product development and supply coordination to delegate while preserving required product control. The market connects catalog formula adoption, existing-formula adaptation, and custom development with commissioned supply across personal and take-home use, professional treatments, and hospitality or institutional amenities. Development models are not ownership categories: Cosmetica's nonexclusive stock offering demonstrates that private labeling alone does not establish exclusive formula control.

Value lies in matching retained buyer capabilities to an executable product-and-service commitment. MUSINSA's announced COSMAX collaboration combines retailer brand planning with external development and manufacturing, while kdc/one offers integrated or targeted services. Neither physical completion nor outsourced assistance settles destination responsibility or continuing distribution. U.S. safety-record duties, EU responsible-person requirements, and e.l.f.'s disclosed retail purchasing discretion support a selective-commissioning outlook: authorized briefs, accepted execution, accessible records, and downstream acceptance determine whether a development proposition becomes commercially usable supply.

Sources & Evidence

1. MUSINSA Signs Strategic Partnership with Global Cosmetics ODM Company COSMAX - Co-developing New Beauty Private-Label Products
   · MUSINSA's September xx.xx 2025 announcement combines its brand planning with COSMAX development and manufacturing through an MOU, not completed launches. ([about.musinsa.com](https://about.musinsa.com/newsroom/musinsa-cosmax))
2. Modernization of Cosmetics Regulation Act of 2022 (MoCRA) | FDA
   · MoCRA requires the responsible person to maintain adequate safety-substantiation records and identifies responsibility through the name appearing on the label. ([fda.gov](https://www.fda.gov/cosmetics/cosmetics-laws-regulations/modernization-cosmetics-regulation-act-2022-mocra))
3. Cosmetics Legislation - European Commission
   · EU placement requires a designated EU responsible person and premarket product safety reporting, separate from physical delivery. ([single-market-economy.ec.europa.eu](https://single-market-economy.ec.europa.eu/sectors/cosmetics/legislation_en))
4. e.l.f. Beauty, Inc. - Form 10-K for the Fiscal Year Ended March 31, 2026
   · e.l.f. discloses collaboration with third-party manufacturers and states that retail customers have no obligation to continue purchasing. ([sec.gov](https://www.sec.gov/Archives/edgar/data/xx.xx/xx.xx/elf-xx.xx.htm))
5. What we do | KDC/ONE
   · kdc/one offers product development, packaging, manufacturing, and regulatory services through end-to-end or targeted engagements. ([kdc-one.com](https://www.kdc-one.com/en/what-we-do))
6. What We Do - Cosmetica
   · Cosmetica expressly distinguishes custom development from stock private-label formulations provided on a nonexclusive basis. ([cosmeticalabs.com](https://www.cosmeticalabs.com/why/))

3.2. CXO Perspective

Brand and retailer executives should authorize development separately from binding supply when distribution remains unsettled. Procurement and compliance teams need an accepted product-to-site assignment, destination records, and agreed formula and package rights before relying on outsourced delivery. Integration is useful when it closes a demonstrated capability gap; equipped buyers can retain selected functions rather than purchase a redundant full-service bundle.

Incumbent ODMs should commit development, documentation, and completion resources against authorized customer mandates. Entrants need a specific development contribution and qualified execution route before pursuing broader account coverage. Investors and continuity teams should distinguish corporate independence from geographically separate production: TOA and Tokiwa's April xx.xx 2025 group disclosure does not establish approved backup for a customer's offering. Supplier-developed packaging can also create dependencies beyond formula rights. Diversification therefore requires an accepted replacement arrangement, not another commercial name; a simpler incumbent relationship remains appropriate when additional sourcing does not resolve a material dependency.

Sources & Evidence

1. Modernization of Cosmetics Regulation Act of 2022 (MoCRA) | FDA
   · Applicable safety-record and continuing adverse-event duties support explicit destination responsibilities before outsourced supply commitments; the sequencing recommendation is analytical. ([fda.gov](https://www.fda.gov/cosmetics/cosmetics-laws-regulations/modernization-cosmetics-regulation-act-2022-mocra))
2. Cosmetics Legislation - European Commission
   · The responsible-person and safety-report requirements support resolving destination roles and information delivery before commitment; this is a commercial implication. ([single-market-economy.ec.europa.eu](https://single-market-economy.ec.europa.eu/sectors/cosmetics/legislation_en))
3. e.l.f. Beauty, Inc. - Form 10-K for the Fiscal Year Ended March 31, 2026
   · The disclosed separation between manufacturer collaboration and noncommitted retail purchasing supports conditional staged authorization, not a universal cancellation prediction. ([sec.gov](https://www.sec.gov/Archives/edgar/data/xx.xx/xx.xx/elf-xx.xx.htm))
4. Technology Transfer Agreements - WIPO
   · WIPO distinguishes assignment, licensed use, and confidentiality restrictions. Contract-specific permissions therefore require separate assessment from an ownership label. ([wipo.int](https://www.wipo.int/en/web/technology-transfer/agreements))
5. TOA-Tokiwa Partnership - Outline of Group Initiatives
   · The April xx.xx 2025 disclosure identifies TOA and Tokiwa as members of the same group since July 2024 and describes dispersed-production initiatives prospectively. It does not establish customer-specific backup acceptance. ([toa-cosme.co.jp](https://www.toa-cosme.co.jp/wp-content/uploads/2025/xx.xx/9ffd9ec7da8f806c3bfc0c0bfa6f5100.pdf))
6. Strength - TOKIWA Corporation
   · Tokiwa describes original package design, concurrent cosmetic-package development, and internally developed equipment; possible dependencies beyond formula rights are conditional analysis. ([tokiwa-corp.com](https://www.tokiwa-corp.com/en/strength/))

7. What We Do - Cosmetica
   · Cosmetica advertises bulk, filling, assembly, and full-turnkey services; selecting retained versus delegated functions is a commercial implication. ([cosmeticalabs.com](https://www.cosmeticalabs.com/why/))

3.3. New Revenue Opportunities

The assessed opportunity themes are documentation-linked development and renewals for brands and importers, authorized retailer private-label briefs, professional own-brand collections, EU accommodation amenity redesign, and continuity-oriented development with usable rights. Destination duties and packaging transitions provide identifiable commissioning needs, but not awarded business. Retailer routes depend on an actual mandate, professional collections on intended-use acceptance, and portability propositions on contracted rights and suitable alternative execution. The Opportunity Mapping section examines these buyer-specific routes and their alternatives; none guarantees account access or profitable capture.

Sources & Evidence

1. MUSINSA Signs Strategic Partnership with Global Cosmetics ODM Company COSMAX - Co-developing New Beauty Private-Label Products
   · The announced relationship establishes a retailer private-label commissioning example, without establishing open account access for other suppliers.
   ([about.musinsa.com](https://about.musinsa.com/newsroom/musinsa-cosmax))
2. FAQ - Hotel Amenities & Services | Groupe GM
   · Groupe GM offers branded and bespoke hospitality collections integrating cosmetics, packaging, dispensers, and distribution; these are supplier-described capabilities, not guaranteed account access.
   ([groupegm.com](https://groupegm.com/frequently-asked-questions/))
3. Modernization of Cosmetics Regulation Act of 2022 (MoCRA) | FDA
   · Responsible-person record duties establish a specific documentation need; their conversion into commissioned service depends on the buyer's actual gap.
   ([fda.gov](https://www.fda.gov/cosmetics/cosmetics-laws-regulations/modernization-cosmetics-regulation-act-2022-mocra))
4. Cosmetics Legislation - European Commission
   · EU safety-documentation and responsible-person obligations provide a defined premise for documentation-linked commissioning, not proof of awarded work.
   ([single-market-economy.ec.europa.eu](https://single-market-economy.ec.europa.eu/sectors/cosmetics/legislation_en))
5. Why Formula Ownership Matters: Understanding IP in Cosmetic Contract Manufacturing. - Orean Personal Care
   · Orean advertises brand ownership of developed formulas and manufacturing-transfer freedom, establishing a continuity-oriented proposition rather than verified transfer readiness.
   ([weareorean.com](https://weareorean.com/why-formula-ownership-matters-understanding-ip-in-cosmetic-contract-manufacturing/))
6. Private Label Skin care | Vitelle Labs Private Label
   · Vitelle offers professional private-label skin and body care with packaging, presentation assistance, and product-knowledge training, establishing a concrete own-brand collection route.
   ([vitellelab.com](https://www.vitellelab.com/private-label))

7. Regulation (EU) 2025/40 on Packaging and Packaging Waste
   · Article xx.xx and Annex V establish a January xx.xx 2030 restriction covering specified single-use accommodation packaging for cosmetics, hygiene, and toiletries. Commissioned redesign is a conditional commercial implication.
   ([eur-lex.europa.eu](https://eur-lex.europa.eu/legal-content/EN/TXT/?uri=CELEX%3A32025R0040))

3.4. Next-Generation Business Models

Established service choices include modular participation, integrated development-to-delivery, and managed execution through manufacturing partners. kdc/one illustrates targeted versus end-to-end engagement, while Wormser illustrates a coordination-led route rather than exclusively internal manufacturing. Managed execution can suit buyers lacking development and packaging management, provided the manufacturer, product approvals, records, and supply liability remain explicit. Direct engagement is the alternative for buyers able to coordinate those interfaces themselves; purchasing assistance does not automatically reassign statutory responsibility.

Buyer-owned development, as advertised by Orean, is an assessed rights-based option rather than a universal custom-development outcome. Its continuity value depends on enforceable permissions, accessible information, and acceptance of the complete product-package arrangement by another manufacturer. Modular scope and stronger buyer control change the work and rights retained by the ODM. Neither establishes a generally superior model, and supplier-owned development can remain suitable when replacement manufacturing is not a material objective.

Sources & Evidence

1. Modernization of Cosmetics Regulation Act of 2022 (MoCRA) | FDA
   · MoCRA assigns duties to legally defined actors, supporting separation of purchased assistance from statutory responsibility.
   ([fda.gov](https://www.fda.gov/cosmetics/cosmetics-laws-regulations/modernization-cosmetics-regulation-act-2022-mocra))
2. Cosmetics Legislation - European Commission
   · EU market-placement roles remain applicable when assistance is purchased through integrated or managed services.
   ([single-market-economy.ec.europa.eu](https://single-market-economy.ec.europa.eu/sectors/cosmetics/legislation_en))
3. Technology Transfer Agreements - WIPO
   · Licenses specify manufacturing, territorial, and other permitted uses; confidentiality agreements separately restrict information access or use. Their continuity implications are conditional.
   ([wipo.int](https://www.wipo.int/en/web/technology-transfer/agreements))
4. What we do | KDC/ONE
   · Its disclosed targeted and integrated services establish modular participation as an existing option; matching scope to buyer capabilities is conditional analysis. ([kdc-one.com](https://www.kdc-one.com/en/what-we-do))
5. Strength - TOKIWA Corporation
   · Its integrated formula-package offering supports evaluating the complete product architecture before relying on manufacturing replacement, without establishing any customer's transfer rights.
   ([tokiwa-corp.com](https://www.tokiwa-corp.com/en/strength/))

6. Why Formula Ownership Matters: Understanding IP in Cosmetic Contract Manufacturing. - Orean Personal Care
   · Buyer-owned formula development is Orean's stated commercial model; an individual agreement and alternative manufacturer's acceptance remain unverified. ([weareorean.com](https://weareorean.com/why-formula-ownership-matters-understanding-ip-in-cosmetic-contract-manufacturing/))
7. WHAT IS TURNKEY - WORMSER GROUP
   · Wormser combines development, packaging engineering, and project management with multiple manufacturing partners. Managed-versus-direct suitability depends on buyer capabilities and contracted responsibilities. ([wormsergroup.com](https://www.wormsergroup.com/turnkey))

3.5. Industry Roadmap

For 2026-2027, the immediate milestone is acceptance of the exact EU product presentation. The fragrance-allergen placement transition ended on July xx.xx 2026; qualifying older products have a separate making-available deadline of July xx.xx 2028. Newly branded or repackaged offerings require product-status review rather than reliance on catalog age. Packaging rules began phased application on August xx.xx 2026, so adaptation should follow the applicable provision instead of assuming every package needs immediate redesign.

During 2028-2029, affected commissioners should complete compliant ongoing presentations and prepare accepted amenity alternatives while converting continuity plans into agreed rights, information handovers, and qualified replacement execution. For 2030-2032, the January xx.xx 2030 restriction on specified single-use accommodation-toiletry packaging makes cosmetic, dispensing, and property-service acceptance a concrete program milestone. The restriction concerns packaging for individual bookings intended to be discarded before the next guest, not every institutional program. Monitor approved artwork, signed briefs, continuing record access, and accepted execution changes. These indicate commercial readiness; regulatory deadlines alone do not predict awarded contracts.

Sources & Evidence

1. FAQ - Hotel Amenities & Services | Groupe GM
   · The hospitality offering addresses dispenser compatibility and housekeeping practicality alongside cosmetic presentation, supporting whole-program acceptance as a conditional milestone. ([groupegm.com](https://groupegm.com/frequently-asked-questions/))
2. Cosmetics Legislation - European Commission
   · Premarket safety documentation and continuing serious undesirable-effect reporting support monitoring information availability beyond initial delivery. ([single-market-economy.ec.europa.eu](https://single-market-economy.ec.europa.eu/sectors/cosmetics/legislation_en))
3. New EU Rules on Packaging Enter into Application - European Commission
   · The European Commission states that packaging rules began phased application on August xx.xx 2026, supporting provision-specific adaptation rather than universal immediate redesign. ([environment.ec.europa.eu](https://environment.ec.europa.eu/news/new-eu-rules-packaging-enter-application-2026-xx.xx-11_en))
4. Commission Regulation (EU) 2023/1545 of July 26, 2023 - Labeling of Fragrance Allergens in Cosmetic Products
   · Regulation (EU) 2023/xx.xx distinguishes July xx.xx 2026 market placement from July xx.xx 2028 continued making available for qualifying products under its fragrance-allergen transition. ([eur-lex.europa.eu](https://eur-lex.europa.eu/legal-content/EN/TXT/PDF/?uri=CELEX%3A32023R1545))

5. Labeling of Cosmetic Fragrance Allergens - Health Products Regulatory Authority
   · HPRA explains that rebranding, repackaging, reformulation, or relabeling may constitute new placement and that notification alone does not establish placement. ([hpra.ie](https://www.hpra.ie/regulation/cosmetics/labelling-and-claims/cosmetic-products-labelling/labelling-of-cosmetic-fragrance-allergens))
6. Why Formula Ownership Matters: Understanding IP in Cosmetic Contract Manufacturing. - Orean Personal Care
   · The advertised transfer proposition supports investigating usable continuity arrangements; converting it into accepted rights and handovers is a conditional recommendation. ([weareorean.com](https://weareorean.com/why-formula-ownership-matters-understanding-ip-in-cosmetic-contract-manufacturing/))
7. Regulation (EU) 2025/40 on Packaging and Packaging Waste
   · The restriction begins January xx.xx 2030 and concerns packaging intended for an individual accommodation booking and disposal before the next guest arrives, not every institutional program. ([eur-lex.europa.eu](https://eur-lex.europa.eu/legal-content/EN/TXT/?uri=CELEX%3A32025R0040))

4. Market Overview

4.1. Introduction

Cosmetics ODM is a business-to-business commissioning market in which product design or development accompanies cosmetic supply. Its organizing relationship is between a commissioning buyer and a provider translating a commercial brief into a supplied offering. ▪▪▪▪▪▪▪ ▪▪▪▪▪▪▪▪ ▪▪▪▪▪▪▪▪▪▪▪▪▪▪▪ ▪▪▪▪▪▪▪▪▪▪▪ ▪▪▪ ▪▪▪▪▪▪ ▪▪▪▪▪▪▪▪▪▪▪ ▪▪▪▪▪▪▪▪▪ ▪▪▪▪▪▪▪▪▪ ▪▪▪▪▪▪▪▪▪▪▪ ▪▪▪▪▪▪▪▪▪▪▪ ▪▪▪▪▪▪▪ ▪▪▪▪▪▪▪▪▪ ▪▪ ▪ ▪▪▪▪▪▪▪▪ ▪▪▪▪▪▪▪▪▪▪▪▪ ▪▪▪▪▪▪▪▪▪▪ ▪▪▪▪▪▪▪▪▪▪ ▪▪▪▪▪▪▪▪▪ ▪▪▪▪▪ ▪▪ ▪▪▪▪▪▪▪▪ ▪▪▪▪▪▪▪▪▪▪▪▪ ▪▪▪▪▪ ▪▪▪▪▪ ▪▪▪▪▪▪▪▪▪▪▪▪▪ ▪▪▪ ▪▪▪▪▪▪▪▪▪ ▪▪▪▪▪▪▪▪▪▪▪▪▪ ▪▪▪▪▪▪▪▪▪▪ ▪▪▪▪▪▪▪▪▪ ▪▪▪ ▪▪▪▪▪▪▪▪▪▪▪▪▪ ▪▪▪▪▪▪▪ ▪▪▪▪ ▪▪▪▪▪▪▪▪▪▪▪▪▪ ▪▪▪▪▪▪▪

▪▪▪ ▪▪▪▪▪▪▪ ▪▪▪▪▪▪▪ ▪▪▪▪▪▪▪▪▪ ▪▪▪▪▪ ▪▪▪▪▪▪▪▪ ▪▪▪▪▪▪▪▪▪ ▪▪▪▪ ▪▪▪▪▪▪▪▪▪▪ ▪▪▪ ▪▪▪▪▪▪▪▪▪▪▪▪▪▪▪▪▪▪▪ ▪▪▪▪▪▪▪▪▪▪▪▪▪ ▪▪▪▪▪▪▪▪▪▪▪▪▪ ▪▪▪▪▪▪▪▪▪ ▪▪▪▪▪▪▪▪▪▪▪▪▪ ▪▪▪▪▪▪▪▪▪▪ ▪▪▪▪▪▪▪▪▪ ▪▪▪ ▪▪▪▪▪▪▪▪▪▪▪▪ ▪▪▪▪▪▪▪▪▪ ▪▪▪▪▪▪▪ ▪▪▪▪▪▪▪ ▪▪▪▪▪▪▪ ▪▪ ▪▪ ▪▪▪ ▪▪▪▪▪▪▪▪▪ ▪▪▪▪▪▪▪▪▪▪ ▪▪▪▪▪▪▪ ▪▪ ▪▪▪▪▪▪▪▪▪▪▪▪ ▪▪▪▪▪ ▪▪ ▪▪▪▪▪▪▪▪▪▪ ▪▪▪▪▪▪▪▪▪▪ ▪▪▪ ▪▪▪▪▪▪▪▪▪▪▪▪▪▪▪▪▪ ▪▪▪▪▪ ▪▪▪▪▪▪▪▪▪▪ Bulk supply, filled primary packaging, and market-ready delivery describe different completion states. These distinctions determine what a buyer must still arrange, not whether an included category belongs in the market.

Figure 5. Global Cosmetics ODM Market Size, 2017-2032

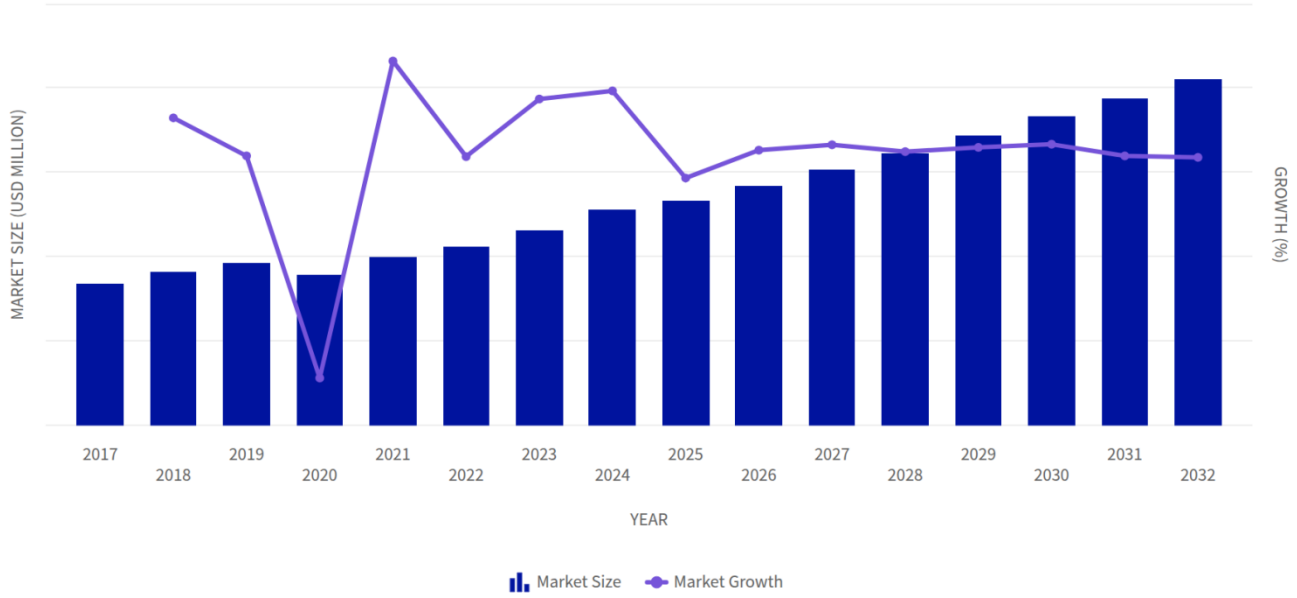

Table 2. Global Cosmetics ODM Market Size, 2017-2032 (USD Million)

World	2023	2024	2025	2026	2027	2032	CAGR (%)
Global	xx.xx	xx.xx	xx.xx	xx.xx	xx.xx	xx.xx	xx.xx

Sources & Evidence

1. What we do | KDC/ONE
   - kdc/one describes development, packaging, manufacturing, regulatory affairs, and targeted or end-to-end services. ([kdc-one.com](https://kdc-one.com/en/what-we-do))

4.2. Key Growth Contribution

Adoption is supported when brand and private-label operators retain positioning decisions while commissioning product development and supply they cannot efficiently coordinate internally. The MUSINSA-COSMAX collaboration illustrates this division of roles, while integrated and targeted ODM services offer different delegation choices. Serving it requires a demonstrable development contribution, product-package coordination, and agreed information handovers. The constraint is that accepted development does not establish downstream purchasing commitment: suppliers must distinguish an authorized commercial mandate from an attractive product concept.

Figure 6. Global Cosmetics ODM Market, Key Growth contribution, 2025-2032

Table 3. Global Cosmetics ODM Market, Key Growth Contribution, 2025-2032

Scope	Leading category	Added value (USD Million)	Growth share (%)	CAGR (%)
Global - Commissioning Buyer	xx.xx	xx.xx	xx.xx	xx.xx
Global - Country	xx.xx	xx.xx	xx.xx	xx.xx
Global - Development Model	xx.xx	xx.xx	xx.xx	xx.xx
Global - Formula Ownership	xx.xx	xx.xx	xx.xx	xx.xx
Global - Formulation Water Basis	xx.xx	xx.xx	xx.xx	xx.xx
Global - Manufacturing Execution	xx.xx	xx.xx	xx.xx	xx.xx
Global - Natural and Organic Status	xx.xx	xx.xx	xx.xx	xx.xx
Global - Procurement Channel	xx.xx	xx.xx	xx.xx	xx.xx
Global - Product Category	xx.xx	xx.xx	xx.xx	xx.xx
Global - Product Format	xx.xx	xx.xx	xx.xx	xx.xx
Global - Region	xx.xx	xx.xx	xx.xx	xx.xx
Global - Regulatory Pathway	xx.xx	xx.xx	xx.xx	xx.xx
Global - Supply Completion	xx.xx	xx.xx	xx.xx	xx.xx
Global - Target Price Tier	xx.xx	xx.xx	xx.xx	xx.xx
Global - Usage Setting	xx.xx	xx.xx	xx.xx	xx.xx

Sources & Evidence

1. MUSINSA Signs Strategic Partnership with Global Cosmetics ODM Company COSMAX - Co-developing New Beauty Private-Label Products
   · The announced collaboration combines retailer brand planning with external development and manufacturing, supporting delegated development without delegated brand control. ([about.musinsa.com](https://about.musinsa.com/newsroom/musinsa-cosmax))
2. e.l.f. Beauty, Inc. - Form 10-K for the Fiscal Year Ended March 31, 2026
   · e.l.f. describes manufacturer collaboration on innovation and quality, with separate downstream purchasing uncertainty. ([sec.gov](https://www.sec.gov/Archives/edgar/data/xx.xx/xx.xx/elf-xx.xx.htm))
3. What we do | KDC/ONE
   · kdc/one offers development, packaging, regulatory affairs, and supply through integrated or targeted engagements. ([kdc-one.com](https://www.kdc-one.com/en/what-we-do))

4.3. Industry Ecosystem & Value Chain Analysis

Value creation joins the buyer's positioning brief with development, upstream material and packaging procurement, manufacturing execution, and the agreed delivery state. ■■■■■■■■ ■■■■■■ ■■■■ ■■■■■■■■■■ ■■■■■■■■ ■■■ ■■■■■■■■ ■■■■■■■■■■■■■ ■■ ■■■■ ■■■■■■ The commercial benefit of integration is the ability to coordinate interdependent deliverables; the

counterforce is reduced transparency if a buyer cannot distinguish included work from responsibilities left outside the agreement.

[illegible] Buyers should compare responsibility schedules and acceptance conditions alongside the supplied state. Splitting the chain can retain direct control over selected activities, while requiring the commissioner to manage additional interfaces.

Control of regulatory information is a commercial dependency as well as a compliance issue. [illegible] Consequently, documentation access and continuity should be specified separately from the physical delivery obligation; receipt of a product does not by itself establish access to the information needed to market it.

Sources & Evidence

1. What we do | KDC/ONE
   · Its service offering establishes that commissioning can combine or selectively purchase value-chain activities. ([kdc-one.com](https://kdc-one.com/en/what-we-do))
2. Regulation (EC) No 1223/2009 on Cosmetic Products - Consolidated Text of September 1, 2025
   · EU cosmetic rules require the responsible person to maintain a product information file and ensure the required safety assessment. ([eur-lex.europa.eu](https://eur-lex.europa.eu/legal-content/EN/TXT/?uri=CELEX%3A02009R1223-xx.xx))

4.3.1. Supply-Side Analysis

Supply capability must be assessed at the relevant product, format, pathway, and execution site. [illegible] Buyers should seek offering-specific capability evidence rather than infer equivalence from a group-level portfolio or certification claim.

[illegible] This establishes a concrete reason to identify the executing manufacturer and responsibility allocation. Integrated contracting may simplify coordination, but it does not make subcontracted execution or its dependencies disappear.

Sources & Evidence

1. Research & Innovation | Intercos Group
   · Intercos lists research centers across the Americas, Europe, and Asia; this does not establish site interchangeability. ([intercos.com](https://www.intercos.com/research-and-development-innovation/))

2. Manufacturing Hotel Amenities & Quality Control | Groupe GM
   · Groupe GM describes distinct liquid- and solid-cosmetic manufacturing capabilities for hospitality amenities. ([groupegm.com](https://groupegm.com/manufacturing/))
3. Provisions for Supervision and Administration of Manufacturing and Marketing of Cosmetics - NMPA
   · China's rules require qualified entrusted manufacturers, written agreements, and oversight by the entrusting registrant or filing entity. ([english.nmpa.gov.cn](https://english.nmpa.gov.cn/2022-xx.xx/xx.xx/c_961745.htm))

4.3.2. Demand-Side Analysis

[redacted] MUSINSA's agreement with COSMAX explicitly combines brand-planning capabilities with external development and manufacturing. Its announced projects demonstrate a commissioning mechanism, not completed product outcomes.

Approval criteria differ by usage setting. [redacted] Professional beauty buyers must likewise confirm the intended product use and destination pathway before assuming that a take-home offering is interchangeable with a treatment-use offering.

Repeat business also depends on downstream acceptance. e.l.f. describes close collaboration with manufacturers on innovation and quality, but its retail customers are not obligated to continue purchasing. [redacted]

Sources & Evidence

1. MUSINSA Signs Strategic Partnership with Global Cosmetics ODM Company COSMAX - Co-developing New Beauty Private-Label Products
   · MUSINSA announced an agreement with COSMAX combining brand planning with development and manufacturing on September xx.xx 2025. ([about.musinsa.com](https://about.musinsa.com/newsroom/musinsa-cosmax))
2. FAQ - Hotel Amenities & Services | Groupe GM
   · Groupe GM offers branded or bespoke amenity collections, dispensing-system design, cosmetic development, and distribution support. ([groupegm.com](https://groupegm.com/frequently-asked-questions/))
3. Is It a Cosmetic, a Drug, or Both? (Or Is It Soap?) | FDA
   · Product classification depends on intended use, supporting verification before comparing professional and take-home offerings. ([fda.gov](https://www.fda.gov/cosmetics/cosmetics-laws-regulations/it-cosmetic-drug-or-both-or-it-soap))
4. e.l.f. Beauty, Inc. - Form 10-K for the Fiscal Year Ended March 31, 2026
   · e.l.f. describes manufacturer collaboration on innovation and quality and states that customers need not continue purchasing. ([sec.gov](https://www.sec.gov/Archives/edgar/data/xx.xx/xx.xx/elf-xx.xx.htm))

4.3.3. Stakeholder Analysis

The commissioning buyer is the commercial sponsor, but legal accountability may follow a different identity. ■■■■■ ■■■■ ■■■■■■ ■■■ ■■■■■■■■■■■ ■■■■■■ ■■ ■■■ ■■■■■■■■■■■■■ ■■■■■■■ ■■ ■■■■■■■■■■■ ■■■■■ ■■■■ ■■■■■■■ ■■ ■■■ ■■■■■■■ ■■■■■■ ■■ ■■■ ■■■ ■■■■■■ ■■■■■■■■■ ■■■■■■■■ ■■ ■■■■■■■■■■■■■■ ■■■■■■■■■■■ ■■■■■■■ Direct engagement or intermediary-managed procurement therefore requires explicit role allocation; the procurement route does not itself identify the party accountable for compliance.

■■■■■■■■■■■■■ ■■■■■■■■■■■ ■■■■■■■■ ■■■ ■■■■■■■■■■■■■ ■■■■■■ ■■■■ ■■■■■■■■■■■ ■■■ ■■■■■■■■■■■■ ■■■■■■■■■■ ■■■■■■■■■■■■■ ■■■■ ■■■■■■■■■ ■■■■■■■■■■■■ ■■■■■■■■■■■■ ■■■■■■■■ ■■■■■■■■ ■■■■■■ ■■ ■■■■■■ ■■■ ■■■■■■■ ■■■■■■■■ ■■■ ■■■■■■■ ■■■■■■ ■■ ■■ ■■■■■■■■■■ ■■■■■■■■ ■■■■■■■■ ■■■ ■■■■■■■■ ■■■■■■■■ MoCRA's adverse-event and recall provisions extend the relationship beyond initial delivery. Commercial agreements should address continuing record access, escalation, and cooperation rather than assume that market-ready supply ends the provider's involvement.

Sources & Evidence

1. Modernization of Cosmetics Regulation Act of 2022 (MoCRA) | FDA
   · MoCRA requires responsible persons to maintain safety-substantiation records and establishes adverse-event and recall provisions. ([fda.gov](https://www.fda.gov/cosmetics/cosmetics-laws-regulations/modernization-cosmetics-regulation-act-2022-mocra))
2. Registration & Listing of Cosmetic Product Facilities and Products | FDA
   · FDA defines the responsible person by the manufacturer, packer, or distributor name appearing on the label. ([fda.gov](https://www.fda.gov/cosmetics/registration-listing-cosmetic-product-facilities-and-products))
3. Cosmetics Legislation - European Commission
   · EU cosmetic market placement requires an EU-established responsible person. ([single-market-economy.ec.europa.eu](https://single-market-economy.ec.europa.eu/sectors/cosmetics/legislation_en))

4.4. Market Dynamics

■■■ ■■■■■■■■ ■■■■■■■ ■■■■■■■■■■■ ■■ ■■■■■■■ ■■■■■■ ■■■■■■ ■■ ■■■■■■■■ ■■■■■■■ ■■■■■■■■■■ ■■■ ■■■■■■■■■■ ■■■■■■■■■■ ■■ ■■■■■■■ ■■■■■■■■■■ ■■■ ■■■■■■■■■■ ■■■■■■■■■■■ Catalog offerings can simplify commissioning, while custom development can accommodate a more differentiated brief. Neither model establishes transferable ownership, destination compliance, or repeat demand automatically.

A completed cosmetic product is therefore only one commercial gate. Formula and package decisions, legally accountable parties, supply completion, and channel acceptance must remain aligned. ■■■■■■ ■■■ ■■■■■ ■■■■■■■■■ ■■■■■■■■■■■ ■■ ■■■■■■■ ■■■■■■■■■■■ ■■■■■■■■■■■■ ■■ ■■■■■■■ ■■■■■■■ ■■■■■■■■■■■ ■■■ ■■■■■■■■■■ ■■■■■■■■■ ■■■ ■■■■■■■■■■ ■■■■■■■■■ ■■■■ ■■■■ ■■■■■■■■■■■ ■■■■■■■ ■■■■■ ■■■■■■■■ ■■■ ■■■■■■■■■■■■ ■■■■■■ ■■■ ■■■■■■ ■■■ ■■■■ ■■ ■■■■■■■■ ■■■■■■■■■ ■■■■■■■■■■ ■■ ■■■■■■■■■■ ■■■■■■■■■■

Sources & Evidence

1. Private Label Skincare Manufacturer | Formula 117
   · The supplier licenses library formulas and makes the same formulas available to other brands. ([formula117.com](https://www.formula117.com/services/private-label-skincare))
2. e.l.f. Beauty, Inc. - Form 10-K for the Fiscal Year Ended March 31, 2026
   · Noncommitted retail relationships support separating development approval from continuing commercial acceptance. ([sec.gov](https://www.sec.gov/Archives/edgar/data/xx.xx/xx.xx/elf-xx.xx.htm))

4.4.1. Key Drivers

4.4.1.1. Private-label commissioning of external development

Private-label operators can commission external development while retaining brand planning. ■■■■■■■■■ ■■■■■■■■■ ■■■ ■■■■ ■■■■■■■■■■■■ ■■ ■■ ■■■■■■■■■ ■■■■ ■■■■■■■ ■■■■■■■■■■■■ ■■■■ ■■■■■■■■ ■■ ■■■■■■■■■■■■■■ The mechanism supports project origination, but an announced collaboration does not establish completed launches or continuing commercial demand.

Sources & Evidence

1. MUSINSA Signs Strategic Partnership with Global Cosmetics ODM Company COSMAX - Co-developing New Beauty Private-Label Products
   · The agreement concerns private-label development; announced future projects are not evidence of completed launches. ([about.musinsa.com](https://about.musinsa.com/newsroom/musinsa-cosmax))

4.4.1.2. Reusable product foundations for brand launches

Catalog adoption can reduce the need to originate a product from scratch. ■■■■■■■ ■■■ ■■■■■■ ■■■■■■■■ ■■■■■■■ ■■■■■■■■ ■■■■ ■■■■■■■■ ■■■ ■■■■■■■■■ ■■■■■■■■■■■■■■ ■■■ ■■■■■■■■ ■■■■■ ■■■■■■■■ ■■■■■■■■■■■■■■■ This route suits a brief that accepts shared product foundations; it is less suitable where exclusive formula ownership is essential.

Sources & Evidence

1. Private Label Skincare Manufacturer | Formula 117
   · Formula xx.xx offers existing library formulas with packaging customization and limited formula adaptation. ([formula117.com](https://www.formula117.com/services/private-label-skincare))

4.4.1.3. Commissioning demand for regulatory coordination

Destination-specific safety records, notifications, and market-access responsibilities can make regulatory support part of the commissioning brief. ■■■■■■■■■■ ■■■■■■■■■ ■■■■■■■■■ ■■■■■ ■■■■■■■■■■ ■■■■■■■■■ ■■■■■■■■■■■■ Demand for that support is conditional on the buyer's internal resources and intended destinations; outsourcing assistance does not remove the legally responsible party's obligations.

Sources & Evidence

1. What we do | KDC/ONE
   · Regulatory affairs is an advertised service; its commercial demand mechanism is an analytical inference. ([kdc-one.com](https://kdc-one.com/en/what-we-do))

2. Modernization of Cosmetics Regulation Act of 2022 (MoCRA) | FDA
   · Required safety records support a conditional need for commissioned regulatory coordination, without transferring statutory responsibility.
   ([fda.gov](https://www.fda.gov/cosmetics/cosmetics-laws-regulations/modernization-cosmetics-regulation-act-2022-mocra))
3. Cosmetic Product Notification Portal - European Commission
   · The CPNP receives required product information from responsible persons and, in specified circumstances, distributors.
   ([single-market-economy.ec.europa.eu](https://single-market-economy.ec.europa.eu/sectors/cosmetics/cosmetic-product-notification-portal_en))

4.4.1.4. Packaging and usage-setting redesign

Packaging-policy changes and hospitality-specific delivery needs can trigger commissioned redesign rather than simple repeat supply. ■■■ ■■ ■■■■■■■■■ ■■■■■■■■■■■■ ■■■■■■ ■■■■■■■■■■■ ■■■ ■■■■■■ ■■■■ ■■■■■■■■ ■■■■■■■ ■■■■■■■■■ ■■■■■■■■■■ ■■■■■ ■■■■■■■■■■■■

The resulting work depends on applicable requirements and buyer acceptance, not on a general presumption that every refill or solid format is preferable.

Sources & Evidence

1. FAQ - Hotel Amenities & Services | Groupe GM
   · Its tailored hospitality offering supports usage-setting redesign as a conditional commissioning trigger.
   ([groupegm.com](https://groupegm.com/frequently-asked-questions/))
2. New EU Rules on Packaging Enter into Application - European Commission
   · Phased packaging obligations support a conditional redesign trigger, not an immediate requirement to redesign every offering.
   ([environment.ec.europa.eu](https://environment.ec.europa.eu/news/new-eu-rules-packaging-enter-application-2026-xx-xx-11_en))

4.4.2. Key Restraints

4.4.2.1. Noninterchangeable destination pathways

A product category does not establish a uniform international pathway. U.S. claims can create overlapping cosmetic and drug requirements, China distinguishes special-product registration from general-product filing, and Japanese quasi-drugs require authorization. ■ ■■■■■■■■■■■■ ■■■■ ■■■■ ■ ■■■■■■■■■ ■■■■■■■ ■■■ ■■■■ ■■ ■■■■■■■■■ ■■■■■■■■ ■■■ ■■■■■ ■■■■■■■■■■■■■ ■■■■■■■■■■■■ ■■■■■ ■■■ ■■■■■■■■ ■■■■■■■■■■ ■■■ ■■■■■■■■■■■■■ ■■■ ■■■■■■■■■■■■

Sources & Evidence

1. Is It a Cosmetic, a Drug, or Both? (Or Is It Soap?) | FDA
   · FDA explains that intended use and claims can create overlapping cosmetic and drug requirements.
   ([fda.gov](https://www.fda.gov/cosmetics/cosmetics-laws-regulations/it-cosmetic-drug-or-both-or-it-soap))
2. The Provisions for Registration and Filing of Cosmetics - NMPA
   · China's provisions distinguish registration of special cosmetics from filing of general cosmetics.
   ([english.nmpa.gov.cn](https://english.nmpa.gov.cn/2022-xx.xx/xx.xx/c_785637.htm))
3. Manufacturing and Marketing Procedures for Quasi-drugs - PMDA
   · PMDA's document states that quasi-drug manufacturing and marketing in Japan require permission and approval. ([pmda.go.jp](https://www.pmda.go.jp/files/xx.xx.pdf))

4.4.2.2. Contract-dependent formula portability

[redacted] Patent rights are territorial, and protected know-how may be governed separately. A buyer seeking an alternative manufacturer must verify the rights and information needed for the proposed destination and execution arrangement; an ownership label alone is insufficient.

Sources & Evidence

1. Frequently Asked Questions: Patents - WIPO
   - Patents are territorial, and licenses define agreed permitted use and territory. Formula-portability implications are analytical. ([wipo.int](https://www.wipo.int/en/web/patents/faq_patents))
2. Frequently Asked Questions on Trade Secrets - WIPO
   - Trade-secret protection concerns confidential information and its permitted disclosure or use; it is distinct from patent protection. ([wipo.int](https://www.wipo.int/en/web/trade-secrets/tradesecrets_faqs))

4.4.2.3. Uncertain downstream commercial commitment

A commissioning relationship can be exposed to downstream purchasing discretion and changing consumer demand. e.l.f. discloses noncommitted retail relationships and discretionary-spending risk. [redacted]

Sources & Evidence

1. e.l.f. Beauty, Inc. - Form 10-K for the Fiscal Year Ended March 31, 2026
   - The filing identifies purchasing discretion and discretionary-spending uncertainty as company risks. ([sec.gov](https://www.sec.gov/Archives/edgar/data/xx.xx/xx.xx/elf-xx.xx.htm))

4.4.3. Key Opportunities

4.4.3.1. Documentation-linked destination commissioning

Brands and importing commissioners with an identified documentation gap can purchase development and supply linked to defined destination records and continuing cooperation. U.S. and EU obligations provide concrete requirements. [redacted]

Sources & Evidence

1. Modernization of Cosmetics Regulation Act of 2022 (MoCRA) | FDA
   - Applicable MoCRA obligations include responsible-person safety records and continuing adverse-event responsibilities. ([fda.gov](https://www.fda.gov/cosmetics/cosmetics-laws-regulations/modernization-cosmetics-regulation-act-2022-mocra))
2. Cosmetics Legislation - European Commission
   - EU placement requires an EU-designated responsible person and a premarket safety report. ([single-market-economy.ec.europa.eu](https://single-market-economy.ec.europa.eu/sectors/cosmetics/legislation_en))

4.4.3.2. Buyer-controlled private-label development

Retailer private-label teams can retain brand planning while commissioning product development. ■■■ ■■■■■■■■■■■ ■■ ■■ ■■■■■■■■■■ ■■■■■■■■■■ ■■■■■ ■■■■ ■■■■■ ■■■■■■■■■ ■■■■■■■■ ■■■ ■■■■■■■■ ■■■■■■ ■■ ■ ■■■■■■■■■ ■■■■■■■■■ Catalog foundations are an alternative where nonexclusive formulas satisfy the required differentiation; bespoke work needs a separately justified mandate.

Sources & Evidence

1. MUSINSA Signs Strategic Partnership with Global Cosmetics ODM Company COSMAX - Co-developing New Beauty Private-Label Products
   - MUSINSA's September xx.xx 2025 announcement establishes a private-label development relationship, not completed launches or access for another commissioner. ([about.musinsa.com](https://about.musinsa.com/newsroom/musinsa-cosmax))
2. What We Do - Cosmetica
   - Cosmetica distinguishes custom formulation from nonexclusive stock-formula adoption. ([cosmeticalabs.com](https://www.cosmeticalabs.com/why/))

4.4.3.3. Application-specific professional collections

■■■■■■■■■■■■ ■■■■■■ ■■■■■■■■■■ ■■■ ■■■■■■■■ ■■■■■■■■■ ■■■■■■■■ ■■ ■■■■■■■■■■ ■■■■■ ■■■■■■■■■■■ ■■■■■■■■■ ■■■■■■■■ ■■■■■■ ■■■■ ■■■■■■■■■■■■ ■■■ ■■■■■■■■■■■■■■■■■ ■■■■■■■■ Capture requires separate approval of treatment and take-home uses, claims, and contractual rights. Professional-channel familiarity does not establish efficacy or crossover-pathway suitability.

Sources & Evidence

1. Is It a Cosmetic, a Drug, or Both? (Or Is It Soap?) | FDA
   - The classification distinction supports retaining pathway review when professional products are extended into take-home programs. ([fda.gov](https://www.fda.gov/cosmetics/cosmetics-laws-regulations/it-cosmetic-drug-or-both-or-it-soap))
2. Private Label Skin care | Vitelle Labs Private Label
   - Vitelle offers private-label skincare, packaging, presentation support, and product-knowledge training for professional customers. ([vitellelab.com](https://www.vitellelab.com/private-label))
3. Italian Hair Color Manufacturers | Private Label by HSA Cosmetics
   - HSA advertises private-label hair-color development and accompanying product documentation for professional brands. Performance assurances are not adopted. ([hsacosmetics.com](https://www.hsacosmetics.com/en/italian-hair-color-manufacturers))

4.4.3.4. Accommodation amenity redesign

Specified EU accommodation-toiletry packaging restrictions from January xx.xx 2030 create a concrete redesign brief. An ODM must connect the cosmetic with accepted packaging, dispensing compatibility, and assigned property-service obligations. ■■■■■■■■ ■■■■■■■■■■■■ ■■■■■■ ■■ ■■■■■■■■■■■ ■■ ■■■■■■ ■■■■■■■■■■■ ■■■■ ■■■■■■■■ ■■■■■■■ ■■■ ■■■ ■■■■■■■■■ ■■■■■■■■■■■■ ■■■■ ■■■ ■■■■■■■■■■ ■■■■■■■■■■■■■

Sources & Evidence

1. FAQ - Hotel Amenities & Services | Groupe GM
   · Groupe GM describes amenity development integrating cosmetics, packaging, dispensers, traceability, and housekeeping considerations. ([groupegm.com](https://groupegm.com/frequently-asked-questions/))
2. Regulation (EU) 2025/40 on Packaging and Packaging Waste
   · Article xx.xx and Annex V establish restrictions from January xx.xx 2030 for specified individual-booking accommodation toiletry packaging. ([eur-lex.europa.eu](https://eur-lex.europa.eu/eli/reg/2025/xx.xx/oj/eng))

4.4.3.5. Continuity-oriented development rights

Brands facing a material continuity dependency can commission development with usable execution rights and information access. ■■■■■■■■■■■ ■■■■■■■ ■■■■■■■■■■■■ ■■■■■■■ ■ ■■■■■■■■ ■■■■■■ ■■■ ■■■■■■■■ ■■■■■■■■■ ■■■ ■■■■■■■■■ ■■■ ■■■■■■ ■■■■■■■■ ■■■■■■■■■■■■■ Capture requires a complete transfer arrangement and receiving-manufacturer acceptance, not an ownership promise alone.

Sources & Evidence

1. Strength - TOKIWA Corporation
   · Tokiwa develops original packaging and equipment alongside formulas, establishing potential dependencies beyond formula title. ([tokiwa-corp.com](https://www.tokiwa-corp.com/en/strength/))
2. Why Formula Ownership Matters: Understanding IP in Cosmetic Contract Manufacturing. - Orean Personal Care
   · Orean expressly presents brand ownership of developed formulas and manufacturing-transfer freedom as its own commercial proposition. ([weareorean.com](https://weareorean.com/why-formula-ownership-matters-understanding-ip-in-cosmetic-contract-manufacturing/))

4.4.4. Key Challenges

4.4.4.1. Maintaining accountability across execution partners

Partner-executed and hybrid offers require accountability across the contracting provider and actual manufacturer. China's entrusted-manufacturing rules impose responsibilities on both sides. ■■■■■■■■■■■■■ ■■■■■■ ■■■■■■■■■ ■■■■■■■■■■■■ ■■■■■■■■■ ■■■■■■■■■ ■■■■■■■■■■■■■■■■■ ■■■■■■■■■■■■■ ■■■■■■■ ■■■ ■■■■■■■■■■■■■■■■■■■ ■■■■■■■■■■■ ■■■■■■■ ■■■■■■■ ■■ ■ ■■■■■■ ■■■■■■■■■■ ■■■■■ ■■ ■■■■■■■■

Sources & Evidence

1. Provisions for Supervision and Administration of Manufacturing and Marketing of Cosmetics - NMPA
   · The rules allocate quality and safety responsibilities to registrants, filing entities, and contract manufacturers. ([english.nmpa.gov.cn](https://english.nmpa.gov.cn/2022-xx.xx/xx.xx/c_961745.htm))

4.4.4.2. Coordinating regulatory artwork transitions

Expanded EU fragrance-allergen labeling requirements create a product-and-artwork coordination challenge. The transition distinguishes placement on the market through July xx.xx 2026 from continued making available through July xx.xx 2028 for qualifying existing products. ■■■■■■■■■■ ■■ ■■■■■■■■■■■ ■■■ ■■■■■■ ■■■■■■■■■■ ■■■■■■ ■■■■■■ ■■■■■■■■■ ■■■ ■■■■■■■■■■ ■■■■■■ ■■■■■■ ■■■■ ■■■■ ■■ ■■ ■■■■■ ■■■■■■■ ■■■■■■■■

Sources & Evidence

1. Commission Regulation (EU) 2023/1545 of July 26, 2023 - Labeling of Fragrance Allergens in Cosmetic Products

   · Regulation (EU) 2023/xx.xx establishes July xx.xx 2026 placement and July xx.xx 2028 making-available transition dates for qualifying products. ([eur-lex.europa.eu](https://eur-lex.europa.eu/legal-content/EN/TXT/PDF/?uri=CELEX%3A32023R1545))

2. Labeling of Cosmetic Fragrance Allergens - Health Products Regulatory Authority

   · HPRA explains the two transition dates and states that rebranding, repackaging, reformulation, or relabeling may affect market-placement treatment. ([hpra.ie](https://www.hpra.ie/regulation/cosmetics/labelling-and-claims/cosmetic-products-labelling/labelling-of-cosmetic-fragrance-allergens))

4.4.4.3. Converting alternative supply into usable continuity

Upstream replacement can disturb an ODM's customer obligations. ■■■■■■■■ ■■■■■■■■■■ ■■■■■■■■ ■■■ ■■■■■■■■■■■■ ■■■■■■■■■■■■■■ ■■ ■■■■■■■■■■■■ ■■ ■■■■■■■■■ ■■■■■■ ■■ ■■■■■■■■■■■■■ A nominal alternative is not necessarily a ready replacement: commissioners should verify its suitability, rights, documentation, and acceptance requirements before treating it as a continuity solution.

Sources & Evidence

1. Intercos - Bilancio Consolidato 2025

   · Intercos identifies supplier and subcontractor replacement or nonperformance as potential causes of interruption and impaired customer fulfillment. ([intercos-investor.com](https://www.intercos-investor.com/wp-content/uploads/2026/xx.xx/Bilancio-Consolidato-al-xx.xx-dicembre-2025-in-formato-PDF.pdf))

4.4.4.4. Preserving certification through product changes

■■■■■■■■■ ■■■■■■■ ■■ ■■■■■■■ ■■■■■■ ■■■■■■■■ ■■■■■■■ ■■ ■■■ ■■■■■■■■ ■■■■■■■■■ ■■■■■■■■■■■■ ■■■■■ ■■■ ■■■■■■■■■■ ■■■■■ ■■■■■■■■■■■■ COSMOS separately recognizes products and raw materials, so an approved input does not establish a certified finished offering. Buyer-requested changes should be reviewed against the chosen scheme before the certification claim is carried forward.

Sources & Evidence

1. COSMOS Certification - Organic and Natural Products and Raw Materials

   · Certification includes site inspection and continuing audits; raw-material recognition does not establish finished-product certification. ([cosmos-standard.org](https://www.cosmos-standard.org/en/certification/cosmos-certification/))

4.5. Porter’s Five Forces Analysis

Competitive rivalry is best assessed against a comparable commissioning brief. Integrated development-and-packaging providers compete differently from suppliers offering licensed catalog formulas. ■ ■■■■■■■■■■ ■■■■ ■■■■■■■ ■■■■■■■ ■■■■■■■ ■■■■■■■■■■ ■■■■■■■■ ■■■■■■■■ ■■■■■■■■■■ ■■■■■■ ■■■ ■■■■■■■■■ ■■■■■■■■■■■■■■ ■■■ ■■■■■■■ ■ ■■■■■■■■ ■■■■■■■ ■■■■■■ ■■■ ■■ ■■■■■■■■■■ ■■■■■■ ■■ ■■■■■■ ■■■■■■■ ■■■■■■■■■ ■■■■■■■ ■■■■■■ ■■■ ■■■■■■■■ ■■■■■■■ ■■■■■■■ ■■■ ■■■■■■■■■

Buyer bargaining power depends partly on credible alternatives, not simply the buyer's brand visibility. ■ ■■■■■■■■■■■■ ■■■ ■■■■■■ ■■■■■■■ ■■■■■■■■■ ■■■■■■■■■■■ ■■ ■■■■■■■ ■■■■■■■■■■■■ ■■■ ■■■■■■■■ ■■■■■■■■■ ■■■ ■■■■ ■■■■■■■ ■■■ ■■■■■■■■■■■■■ ■■■■■■■■ ■■■ ■■■■■■■■■■ ■■■■■■■■ ■■■■■■■■■■■■■ ■■■■■■■■■ ■ ■■■■■■■■ ■■■■■■■■■■■ ■■■■■■ ■■■■■■■■■■ ■■■■ ■■■■■■■■■ ■■■ ■■■ ■■■■■■■■■ ■■ ■■■■■■■■ ■■■■■■■■■■■■ Brand-side negotiating leverage therefore does not guarantee downstream commercial acceptance.

Supplier power can arise from protected know-how, contractual licensing restrictions, or difficult-to-replace upstream providers. Intercos identifies supplier and subcontractor performance as a dependency in fulfilling customer obligations. ■■■■ ■■■■■■■■ ■■■■■■■■■ ■■■ ■■■■■■■■ ■■■■■■■■■■ ■■■■■■■ ■■ ■■■■■■■ ■■■■■■■ ■■■■ ■■■■■■■■ ■■■■ ■■■ ■■■■■■■■■■■ ■■ ■■■■■■■■■ ■■■■■■■■■ ■■■■■■■■ ■■■■■ ■■■■■■■■■ ■■■■■■■■■■ ■■■■■■■■■■■■ ■■■ ■■■■■■■■■■■■ ■■■■■■■■■■■■■ ■■■ ■■■■■■■■ ■■■■ ■■■■■■■■■■■■

Entry barriers remain even where manufacturing is partner-executed. Integrated service offerings show that activities can be combined or purchased selectively, but China's entrusted-manufacturing rules require qualified execution and continuing oversight. ■ ■■■ ■■■■■■■■ ■■■■ ■■■■■■■■■ ■■■ ■■■■■■■■ ■■■■■■■■■■■■■■■■■■■ ■■■■■■■■■■■■■ ■■■■■■■■■■■■ ■■■■■■■■■■■■■ ■■■ ■■■■■■■■ ■■■■■■■■■■■ ■■■■■■■■■■■ ■■■■■■■■■ ■■■■ ■■■ ■■■■■■■■■■■■■ ■■■■■■■■■ ■■ ■■■■■■■■■■ ■■ ■■■■■■■■■■ ■■■ ■■■■■■■

The principal make-or-buy alternative is retaining product development internally and commissioning manufacture of an unchanged specification. ■■■■ ■■■■■■■■■■■ ■■■■■■■ ■■■■ ■■ ■■■ ■■■■■■■■■■ ■■■■■■■ ■■■ ■■■■■■■■ ■■■■■■■■■■■ ■■■■■■■ ■■ ■■■■■■■■■■■■ ■■■■■■■■ ■■■■■■■■ ■■■■■■■■ ■■■■■■ ■■■ ■■■■■■■■ ■■■■■■■■ ■■■■■■ ■■■■ ■■■■■■■■■■■■ ■■ ■■■■■■■■■ ■■■■■■■■■■■■ Buyers evaluating internal development should compare retained control with the capabilities and compliance responsibilities they would need to manage themselves.

Sources & Evidence

1. What we do | KDC/ONE
   · The integrated and targeted service models support comparing commissioning bundles and selective capability sourcing. ([kdc-one.com](https://kdc-one.com/en/what-we-do))
2. Intercos - Bilancio Consolidato 2025
   · The company-specific dependency supports conditional examination of upstream bargaining leverage, not a market-wide concentration conclusion. ([intercos-investor.com](https://www.intercos-investor.com/wp-content/uploads/2026/xx.xx/Bilancio-Consolidato-al-xx.xx-dicembre-2025-in-formato-PDF.pdf))
3. Private Label Skincare Manufacturer | Formula 117
   · Its catalog model provides a specific comparison with integrated or custom commissioning, without establishing industry-wide terms. ([formula117.com](https://www.formula117.com/services/private-label-skincare))
4. Provisions for Supervision and Administration of Manufacturing and Marketing of Cosmetics - NMPA
   · Entrusted execution retains qualification and oversight duties, supporting a conditional entry-barrier conclusion. ([english.nmpa.gov.cn](https://english.nmpa.gov.cn/2022-xx.xx/xx.xx/c_961745.htm))
5. Frequently Asked Questions on Trade Secrets - WIPO
   · Protected know-how can be a distinct access dependency; its ODM bargaining implication is conditional analysis. ([wipo.int](https://www.wipo.int/en/web/trade-secrets/tradesecrets_faqs))

6. e.l.f. Beauty, Inc. - Form 10-K for the Fiscal Year Ended March 31, 2026
   · Retailer purchasing discretion limits inference from brand-side negotiating leverage to downstream acceptance. ([sec.gov](https://www.sec.gov/Archives/edgar/data/xx.xx/xx.xx/elf-xx.xx.htm))

4.6. PESTLE Analysis

Trade policy creates sourcing risk that cannot be resolved from an ODM's headquarters location. U.S. tariff schedules undergo dated revisions, and e.l.f. identifies tariff exposure within its outsourced supply network. ■■■■■■■■■ ■■■■■ ■■■■■■■■■ ■■■■■■ ■■■■■■ ■■■■■■■■■■ ■■■■■■■■■■■■■■ ■■■■■■■ ■■■■■■■■■ ■■■■■■■■■■ ■■■ ■■■■■■■■■■ ■■■■■■■■■■■■■■ ■■■ ■■■■■■ ■■■■■■ ■■■■■■■■■■■■ ■■■■■ ■ ■■■■■■■■■ ■■■■■■■■■■■■ ■■ ■■■■■■■ ■■■■■■■■ ■■■■■■■ ■■■ ■■ ■■■■■■■■ ■■ ■■■■■■■■■ ■■■■■■■■■ ■■■■■ ■■■■■■■■

Macroeconomic exposure reaches ODMs through commissioning decisions as well as input procurement. ■■■■■■■■■■■■■■■■■■■■■■ ■■■■■■■■■■■ ■■■ ■■■■■■ ■ ■■■■■■■ ■■■■■■■ ■■■■■■■■■■■ ■■■■■ ■■■■■■■■ ■■■■■■■■■ ■■■ ■■■■■■ ■■■ ■■■■■■■■■ ■■ ■■■■■■■■■■■■ ■■■■■■■■■■■ ■■■■■ ■■■ ■■■■■■■■■■■ ■■■■■■■■■■■ ■■■■■■■■■■■ ■■■ ■■■■■■■■ ■■■■ ■■■■■■ ■■■■■■■■ ■■■■■■■■ ■■ ■■■■■■■■■■■■ ■■ ■■■■■■■■■■■■■■■ Commercial commitments should distinguish approved development expenditure from subsequently authorized supply.

Social positioning creates documentation obligations when buyers promise certified natural or organic products. ■■■■■■ ■■■■■■■■■■■■■ ■■■■■■■■■■■■■■■■ ■■■■■■■■■■■■■ ■■■■■ ■■■■■■■■■■■■ ■■■■■■■■■■■■ ■■ ■■■■■■■■■ ■■■■■■ ■■■■■■ ■■■■■■■■ ■■■ ■■■■■■■■ ■■■■■■■■■■■■ ■■■■■■ ■■■ ■■■■■■■ ■■■■■■ ■■■■■■ ■■■■ ■■■■■ ■■■■■■■■ ■■■■■■■■ ■■■ ■■■■■■ ■■■■■■■■■■■ ■■ ■■■■■■■■■■■■■■■■ Certification establishes conformity with its scheme, not universal consumer acceptance or superior product performance.

Technology differentiation depends on the relationship between product development, packaging, and enforceable rights. ■■■■■■■■ ■■■■■■■■■ ■■■■■■■■ ■■■■■■■ ■■■■■■ ■■■ ■■■■■■■■■ ■■■■■■■ ■■■ ■■■■■ ■■■■■ ■■■■■■■■■■ ■■■■■■■ ■■■■■■■■■ ■■■■■■■ ■■■■■■■■■■■ ■■■■ ■■■■■■■■■■■■■■■ ■■■■■■■ ■■■■■ ■■■■■■■■■■■ ■■■ ■■■■■■■ ■■■■■■■■■■■ ■■■■■■■■■■■■ ■■■ ■■■■■■■■■■ ■■■■■ ■■■■ ■■■ ■■■■■■■■■ ■■■■■■■■■■■■■■■■ ■■■■■■■■■■■■■ Patent protection is territorial, so commercialization rights require destination-specific review rather than reliance on an innovation claim.

Legal classification follows the product's intended use and destination, not the commissioning contract's ODM label. U.S. cosmetic and drug requirements can overlap, while Japan distinguishes ordinary cosmetics from quasi-drugs requiring authorization. ■■■■■■■■■ ■■■■■■■■■■■■ ■■ ■■■■■■■ ■■■■■■■ ■■ ■■■ ■■■ ■■■■■■■■■ ■■■■■■■■■■ ■■■■■ ■■■■■■ ■■■■■■■ ■■■■■■■ ■■■■■■■■■■■■ ■■■■■■ ■■■■■■■■■■ ■■■■■■ ■■■ ■■■■■■■■ ■■■■■■■■■■ ■■■ ■■■ ■■■■■■■■■■■ ■■■■■■■■■■■■■■■■ ■■■ ■■■■■ ■■■■■■■■■ ■■■■■■■■■■

■■■■■■■■■■■■ ■■■■■■■■■■■■ ■■■■■■ ■■■ ■■■■■■■■ ■■■■■■■ ■■ ■■■■ ■■ ■■■ ■■■■■■■■ ■■■■■■■■ ■■■ ■■ ■■■■■■■■■ ■■■ ■■■■■■■■■ ■■■■■ ■■■■■■■■■■ ■■■■■ ■■■■■■ ■■■■■■■■■■■ ■■ ■■■■■■ ■■■ ■■■■■ ■■■ ■■■■■■■■■■■■ ■■ ■■■ ■■■ ■■■■■■ ■■■■■■■■■■ ■■■■■■■■■■■■■■■ Buyers commissioning packaged or market-ready supply should align packaging specifications and supporting documentation with the relevant implementation dates. An anhydrous format,

refill concept, or recycled-material claim does not by itself establish compliance or a superior environmental outcome.

Sources & Evidence

1. What we do | KDC/ONE
   · The company describes coordinating product development with packaging and delivery-system design. ([kdc-one.com](https://kdc-one.com/en/what-we-do))
2. Research & Innovation | Intercos Group
   · The disclosed regional research network supports the observation of distributed development resources, not universal capability. ([intercos.com](https://www.intercos.com/research-and-development-innovation/))
3. Registration & Listing of Cosmetic Product Facilities and Products | FDA
   · FDA states that cosmetic facility registration and product listing do not indicate approval. ([fda.gov](https://www.fda.gov/cosmetics/registration-listing-cosmetic-product-facilities-and-products))
4. Is It a Cosmetic, a Drug, or Both? (Or Is It Soap?) | FDA
   · FDA identifies sun-protection claims and combined deodorant-antiperspirant products as examples of cosmetic-drug overlap. ([fda.gov](https://www.fda.gov/cosmetics/cosmetics-laws-regulations/it-cosmetic-drug-or-both-or-it-soap))
5. Frequently Asked Questions | Pharmaceuticals and Medical Devices Agency
   · PMDA distinguishes ordinary cosmetic compliance from quasi-drug marketing authorization and advises product-specific classification. ([pmda.go.jp](https://www.pmda.go.jp/english/about-pmda/xx.xx.html))
6. Frequently Asked Questions: Patents - WIPO
   · Territorial patent protection supports destination-specific commercialization-rights review. ([wipo.int](https://www.wipo.int/en/web/patents/faq_patents))
7. COSMOS Certification - Organic and Natural Products and Raw Materials
   · COSMOS distinguishes ORGANIC and NATURAL product signatures from CERTIFIED and APPROVED raw-material signatures. ([cosmos-standard.org](https://www.cosmos-standard.org/en/certification/cosmos-certification/))
8. New EU Rules on Packaging Enter into Application - European Commission
   · The European Commission states that PPWR rules begin phased application from August xx.xx 2026. ([environment.ec.europa.eu](https://environment.ec.europa.eu/news/new-eu-rules-packaging-enter-application-2026-xx.xx-11_en))
9. e.l.f. Beauty, Inc. - Form 10-K for the Fiscal Year Ended March 31, 2026
   · The filing discusses tariff, discretionary-spending, and currency exposure; market transmission effects are conditional analysis. ([sec.gov](https://www.sec.gov/Archives/edgar/data/xx.xx/xx.xx/elf-xx.xx.htm))
10. Harmonized Tariff Schedule Archive - United States International Trade Commission
    · USITC publishes dated HTS revisions and their modifying authorities, supporting verification rather than reliance on historical duty assumptions. ([usitc.gov](https://www.usitc.gov/harmonized_tariff_information/hts/archive/list))

4.7. Market Outlook

[redacted] These catalysts become accessible business only when a commissioner authorizes the brief and an ODM can supply the relevant documentation, execution, and completion responsibilities. Destination-specific arrangements, including China's distinct pathways, constrain a universal export proposition.

A favorable scenario is the conversion of identified buyer capability gaps into accepted, repeatable development-and-supply mandates. ▪ ▪▪▪▪ ▪▪▪▪▪▪▪▪▪ ▪▪▪▪▪▪▪▪ ▪▪ ▪▪▪▪▪▪▪▪▪▪ ▪▪▪▪ ▪▪▪▪▪▪▪▪▪▪ ▪▪▪▪ ▪▪▪▪▪▪▪▪ ▪▪▪▪▪▪▪▪▪ ▪▪▪▪▪▪▪▪▪ ▪▪▪▪▪▪▪ ▪▪ ▪▪▪▪▪▪▪▪▪▪▪ ▪▪▪▪▪▪▪▪▪ ▪▪▪▪▪▪▪▪▪▪▪▪ ▪▪▪▪▪▪ ▪▪▪▪▪▪▪▪▪▪ ▪▪▪▪▪▪▪▪▪▪ ▪▪▪ ▪▪▪▪▪▪▪▪ ▪▪▪▪▪▪▪▪ ▪▪▪▪▪▪▪▪▪▪▪▪ ▪▪▪▪▪▪▪ ▪▪▪▪▪▪▪▪ ▪▪▪▪▪▪▪▪▪▪▪▪▪▪ ▪▪▪▪▪▪▪▪▪ ▪▪▪▪▪▪ ▪▪▪▪▪▪▪ ▪▪▪▪▪▪ ▪▪▪▪▪▪▪ ▪▪▪▪▪▪▪ ▪▪▪ ▪▪▪▪▪▪▪ ▪▪▪▪▪▪▪▪▪▪▪ ▪▪▪▪▪▪▪▪▪▪ ▪▪▪▪▪▪▪▪ ▪▪▪▪▪▪▪ ▪▪▪ ▪▪▪▪▪▪▪▪ ▪▪▪▪▪▪▪▪▪▪▪ ▪▪▪▪▪▪▪▪▪▪▪▪▪ These indicators determine which service commitments are defensible; corporate breadth or a regulatory deadline alone does not establish profitable capture.

Sources & Evidence

1. Intercos - Bilancio Consolidato 2025
   · Intercos identifies supplier and subcontractor replacement or nonperformance as risks to customer fulfillment. ([intercos-investor.com](https://www.intercos-investor.com/wp-content/uploads/2026/xx.xx/Bilancio-Consolidato-al-xx.xx-dicembre-2025-in-formato-PDF.pdf))
2. Cosmetics Legislation - European Commission
   · Mandatory safety documentation and responsible-person roles are supported constraints on commercially usable outsourced supply. ([single-market-economy.ec.europa.eu](https://single-market-economy.ec.europa.eu/sectors/cosmetics/legislation_en))
3. The Provisions for Registration and Filing of Cosmetics - NMPA
   · Distinct registration and filing arrangements constrain assumptions of universal destination-compatible supply. ([english.nmpa.gov.cn](https://english.nmpa.gov.cn/2022-xx.xx/xx.xx/c_785637.htm))
4. New EU Rules on Packaging Enter into Application - European Commission
   · Different implementation schedules support distinguishing immediate obligations from future redesign decisions. ([environment.ec.europa.eu](https://environment.ec.europa.eu/news/new-eu-rules-packaging-enter-application-2026-xx.xx-11_en))
5. e.l.f. Beauty, Inc. - Form 10-K for the Fiscal Year Ended March 31, 2026
   · Customers need not continue purchasing; development relationships therefore do not establish continuing demand. ([sec.gov](https://www.sec.gov/Archives/edgar/data/xx.xx/xx.xx/elf-xx.xx.htm))
6. New Packaging Rules for Less Waste and Easier Recycling - European Commission
   · The Commission identifies phased packaging application and later accommodation-toiletry restrictions, supporting provision-specific planning. ([commission.europa.eu](https://commission.europa.eu/news-and-media/news/new-packaging-rules-less-waste-and-easier-recycling-2026-xx.xx-12_en))

4.7.1. Near-Term Market Outlook (0-2 Years)

▪▪▪ ▪▪▪▪▪▪▪▪▪▪ ▪▪▪▪▪▪▪▪▪ ▪▪▪▪▪▪▪▪▪▪▪▪ ▪▪▪▪▪▪ ▪▪▪▪▪▪▪▪▪▪ ▪▪▪ ▪▪▪▪▪▪▪▪▪ ▪▪ ▪▪▪ ▪▪▪▪▪ ▪▪▪▪▪ ▪▪▪▪▪▪ ▪▪ ▪▪▪▪▪ ▪▪▪▪▪▪▪ ▪▪▪▪▪▪▪▪▪ ▪▪▪ ▪▪▪▪▪▪▪▪▪▪▪▪▪▪▪▪▪ ▪▪▪▪▪▪▪▪▪ ▪▪▪▪▪▪▪▪▪▪ ▪▪▪▪▪ ▪▪ ▪▪▪▪ ▪▪▪ ▪▪▪▪▪ ▪▪▪▪▪▪▪▪▪▪ ▪▪▪▪▪ ▪▪▪▪▪▪▪▪ ▪▪▪▪ ▪ ▪▪▪▪▪▪▪▪ ▪▪▪▪▪▪▪▪▪▪▪▪▪▪▪▪ ▪▪▪▪▪▪▪▪▪▪ ▪▪▪▪▪▪▪ ▪▪▪▪ ▪▪▪ ▪▪▪▪▪ Rebranding or repackaging can alter treatment. Brands and importers should establish product status and obtain the required information before approving artwork, rather than assume that a longstanding catalog formula preserves older labeling.

Packaging regulation began phased application on August xx.xx 2026, but later requirements do not all justify immediate redesign. ▪▪▪ ▪▪▪▪▪▪▪▪▪ ▪▪▪▪▪▪▪ ▪▪ ▪▪▪▪▪▪▪▪▪ ▪▪▪▪▪▪▪▪▪▪ ▪▪▪▪▪▪ ▪▪ ▪▪▪▪▪▪▪▪▪▪ ▪▪▪▪▪▪▪▪▪▪ ▪▪ ▪▪▪▪▪ ▪▪▪▪▪▪▪▪▪▪▪▪▪ ▪▪▪▪▪▪▪▪▪ ▪▪▪ ▪▪▪▪▪▪▪ ▪▪▪▪▪▪▪▪▪▪ ▪▪

[redacted] Existing platforms can reduce new origination, but supplier-allocation and launch uncertainty make written acceptance more useful than a general availability or accelerated-service promise.

Sources & Evidence

1. New EU Rules on Packaging Enter into Application - European Commission
   · The packaging regulation began phased application on August xx.xx 2026; requirements do not all activate together.
   ([environment.ec.europa.eu](https://environment.ec.europa.eu/news/new-eu-rules-packaging-enter-application-2026-xx.xx-11_en))
2. Labeling of Cosmetic Fragrance Allergens - Health Products Regulatory Authority
   · HPRA explains that rebranding or repackaging may constitute new placement, and notification alone does not establish placement.
   ([hpra.ie](https://www.hpra.ie/regulation/cosmetics/labelling-and-claims/cosmetic-products-labelling/labelling-of-cosmetic-fragrance-allergens))
3. e.l.f. Beauty, Inc. - Form 10-K for the Fiscal Year Ended March 31, 2026
   · The filing identifies launch and supplier-allocation uncertainty, supporting written admission and delivery conditions before commitment. ([sec.gov](https://www.sec.gov/Archives/edgar/data/xx.xx/xx.xx/elf-xx.xx.htm))
4. Commission Regulation (EU) 2023/1545 - Labeling of Fragrance Allergens in Cosmetic Products
   · Qualifying products have separate July xx.xx 2026 placement and July xx.xx 2028 making-available transitions.
   ([eur-lex.europa.eu](https://eur-lex.europa.eu/eli/reg/2023/xx.xx/oj/eng))

4.7.2. Medium-Term Market Outlook (3-5 Years)

[redacted] In parallel, affected accommodation programs can prepare for the 2030 packaging restrictions. Suppliers should monitor accepted replacement specifications, destination artwork, and property procurement authorization; a policy deadline does not establish an awarded redesign contract.

The medium-term strategic option is to make documented continuity usable before a supplier or location change becomes urgent. Buyer-owned development propositions and group dispersed-production initiatives offer possible routes, but neither proves engagement-level transfer acceptance. [redacted]

Sources & Evidence

1. Intercos - Bilancio Consolidato 2025
   · Qualification of an alternative is a commercial implication of the disclosed upstream dependency, not an established replacement outcome. ([intercos-investor.com](https://www.intercos-investor.com/wp-content/uploads/2026/xx.xx/Bilancio-Consolidato-al-xx.xx-dicembre-2025-in-formato-PDF.pdf))
2. New Packaging Rules for Less Waste and Easier Recycling - European Commission
   · Specified accommodation-packaging restrictions begin in 2030, supporting advance commercial preparation during 2028-2029. ([commission.europa.eu](https://commission.europa.eu/news-and-media/news/new-packaging-rules-less-waste-and-easier-recycling-2026-xx.xx-12_en))
3. Commission Regulation (EU) 2023/1545 - Labeling of Fragrance Allergens in Cosmetic Products
   · The July xx.xx 2028 making-available deadline supports coordinated treatment of qualifying older offerings during 2028-2029. ([eur-lex.europa.eu](https://eur-lex.europa.eu/eli/reg/2023/xx.xx/oj/eng))
4. TOA-Tokiwa Partnership - Outline of Group Initiatives
   · The April xx.xx 2025 statement identifies TOA and Tokiwa as sisters since July 2024 and describes dispersed-production initiatives prospectively. ([toa-cosme.co.jp](https://www.toa-cosme.co.jp/wp-content/uploads/2025/xx.xx/9ffd9ec7da8f806c3bfc0c0bfa6f5100.pdf))
5. Why Formula Ownership Matters: Understanding IP in Cosmetic Contract Manufacturing. - Orean Personal Care
   · Buyer-owned development is an available supplier proposition against which continuity provisions can be negotiated. ([weareorean.com](https://weareorean.com/why-formula-ownership-matters-understanding-ip-in-cosmetic-contract-manufacturing/))
6. Regulatory Overview of Cosmetic Products - Singapore Health Sciences Authority
   · Manufacturer-detail changes and continuing notification obligations support destination-specific maintenance of a common product-information foundation. ([hsa.gov.sg](https://www.hsa.gov.sg/cosmetic-products/overview/))

4.7.3. Long-Term Market Outlook (5-10 Years)

[redacted] Amenity commissioners should choose an accepted alternative presentation with agreed dispensing compatibility, branding, delivery, and property-service responsibilities. Changing the cosmetic format alone does not settle the packaging requirement or guest-use fit.

A durable sourcing strategy should also preserve continuing information access and usable alternatives. Integrated development can create dependencies on original packaging and equipment as well as formulas, while group-level dispersed-production initiatives do not establish an approved substitute for a particular product. [redacted]

■■■■■■■ ■■■■■■■■■■ ■■■■ ■■■■■■■ ■■■■■■■■ ■■■■■■■■■■■■ ■■■ ■■■■■■■■■■ ■■■■■■■
■■■■■■■■■■ ■ ■■■■■■■■■■■■ ■■■■■■■■■■■■

Sources & Evidence

1. FAQ - Hotel Amenities & Services | Groupe GM
   · Dispensing compatibility and property-use requirements support whole-program acceptance rather than selection by cosmetic format alone. ([groupegm.com](https://groupegm.com/frequently-asked-questions/))
2. Cosmetics Legislation - European Commission
   · Serious undesirable-effect reporting establishes a continuing information requirement beyond initial cosmetic delivery. ([single-market-economy.ec.europa.eu](https://single-market-economy.ec.europa.eu/sectors/cosmetics/legislation_en))
3. TOA-Tokiwa Partnership - Outline of Group Initiatives
   · Shared group identity and planned dispersed production do not establish independent ownership or accepted backup for an individual product. ([toa-cosme.co.jp](https://www.toa-cosme.co.jp/wp-content/uploads/2025/xx.xx/9ffd9ec7da8f806c3bfc0c0bfa6f5100.pdf))
4. Strength - TOKIWA Corporation
   · Supplier-specific product architecture supports distinguishing a paper alternative from an accepted substitute. ([tokiwa-corp.com](https://www.tokiwa-corp.com/en/strength/))
5. Regulation (EU) 2025/40 on Packaging and Packaging Waste
   · The January xx.xx 2030 restriction supplies an enacted trigger for the 2030-2032 accommodation assessment, not a universal institutional-packaging rule. ([eur-lex.europa.eu](https://eur-lex.europa.eu/eli/reg/2025/xx.xx/oj/eng))

4.8. Go-to-Market Strategy

A new entrant should target an authorized commissioner with a specific product, format, and destination need that its proposed execution arrangement can substantiate. Identify the commercial sponsor, development approver, claims and artwork approver, and compliance owner before preparing a broad proposal. ■■■■■ ■■■■ ■■■ ■■■■■■■■ ■■■■■■ ■■■■■■■■■■■■ ■■■ ■■■■■■■■ ■■■■■■■■■■ ■■■■■■ ■■■ ■■ ■■■ ■■ ■■■ ■■■■■■ ■■■■■■■■ ■■■■■■■■■■ ■■■■■■■■■■ ■■■■■■■■■■ ■■■ ■■■■■■■■■■ ■■■■■■■■■■■■ ■■■■■■■ ■■■■■■■■ ■■■■■■■■■■ ■■■■■■■■■■■■■■ ■■■■■ ■■■■■■■■ ■■■■■■■■■■■ ■■ ■■■ ■■ ■■■■■■■■■■ ■■■■■■■

An incumbent can offer modular participation where the buyer already controls packaging, development coordination, or destination support. ■■■■■■■■■ ■■■■■■■■ ■■■ ■■■■■■■■■■ ■■■■■■■■ ■■■ ■■■■■ ■■■■ ■■■ ■■■■■■■■■■■■ ■■■■■■■ ■■■■■■■■■■ ■■■■■■■■ ■■■■■■■■■■■■■■ ■■■■■■■■ ■■■ ■■■■■ ■■■■■■ ■■■■■■ ■■■■■■■■■■■■■ ■■■■■■■■ ■■■■■■■■ ■■■■■■■■■■ ■■■ ■■■■■■■■■■ ■■■■■■■■■ ■■■ ■ ■■■■■■■■■■ ■■■■■■■■■■ ■■■■■■■■■ ■■■■■■■■■■ ■■■■■■■■■■■■■ ■■■■■■■■ ■■■■■■■ ■■■■■■■ ■■■ ■■■■■■■■■■■■ ■■■■■■■■■■■■■ ■■■■ ■■■■■■ ■■■■■■■■■■ ■■ ■■■■■■■■ A prestige or luxury label should not automatically authorize custom development: catalog adoption remains appropriate when it meets the product brief and shared foundations are acceptable.

■■■■■■■ ■■■■■■■■■■■ ■■ ■■■■■■■■■■ ■■■■ ■■■ ■ ■■■■■■■■ ■■■■■■■■■■■■ ■■■■ ■■■■■■■■■■ ■■■■■ ■■■■■■■■■■■ ■■■■■■■ ■■■ ■■■■■ ■■■■■■■■■■■■ ■■■■■■■■■■ ■■■■■■■■■■■■ ■■■■■■■ ■■■■■■■■■■■ ■■■ ■■■■■■ ■■ ■■■■■■■■ ■■■■■■■■■■■■■ ■■■■■■■■■■ ■ ■■■■■ ■■■■■■ ■■ ■■■■■■■■■■ ■■■■■ ■■■■■■■■■■ ■■■ ■■■■■■■■ ■■■■ ■■■■■■■ ■■■ ■■■■ ■■■■■■■ ■■■■■■■■■■■■■

[redacted] The managing provider must define its own design contribution and supply liability. Direct engagement is preferable when the buyer can perform the coordination and values closer control; partner availability does not replace customer qualification.

Sequence commitment around commercial approvals: establish intended claims and destinations; confirm project admission, the developer, and executing site; agree formula, package, and information rights; allocate local representation and residual completion; then authorize the accepted product and artwork before binding supply obligations. Regulatory or importer support must reach the actual accountable party rather than remain a general service promise. [redacted]

Sources & Evidence

1. Modernization of Cosmetics Regulation Act of 2022 (MoCRA) | FDA
   · Continuing responsible-person duties support explicit document access and cooperation provisions in the supply agreement. ([fda.gov](https://www.fda.gov/cosmetics/cosmetics-laws-regulations/modernization-cosmetics-regulation-act-2022-mocra))
2. Is It a Cosmetic, a Drug, or Both? (Or Is It Soap?) | FDA
   · Claims-pathway compatibility must precede supplier commitment; ordinary cosmetic capability does not establish crossover suitability. ([fda.gov](https://www.fda.gov/cosmetics/cosmetics-laws-regulations/it-cosmetic-drug-or-both-or-it-soap))
3. Cosmetics Legislation - European Commission
   · Responsible-person and safety-report requirements support destination review before committing a development-and-supply proposal. ([single-market-economy.ec.europa.eu](https://single-market-economy.ec.europa.eu/sectors/cosmetics/legislation_en))
4. The Provisions for Registration and Filing of Cosmetics - NMPA
   · These destination-specific roles support identifying the local accountable interface before accepting cross-border commissioning. ([english.nmpa.gov.cn](https://english.nmpa.gov.cn/2022-xx.xx/xx.xx/c_785637.htm))
5. e.l.f. Beauty, Inc. - Form 10-K for the Fiscal Year Ended March 31, 2026
   · Product-concept evaluation does not guarantee retail or consumer acceptance, supporting separate development and commercial authorization. ([sec.gov](https://www.sec.gov/Archives/edgar/data/xx.xx/xx.xx/elf-xx.xx.htm))
6. Technology Transfer Agreements - WIPO
   · WIPO distinguishes IP assignment, licensed use, and confidentiality obligations. ([wipo.int](https://www.wipo.int/en/web/technology-transfer/agreements))
7. Personal Care, Skincare, Make-up and Other Cosmetic Products - AICIS
   · Business registration is distinct from finished-product approval, supporting a separate importer-information responsibility schedule. ([industrialchemicals.gov.au](https://www.industrialchemicals.gov.au/cosmetics-and-soap/personal-care-skincare-make-and-other-cosmetic-products))
8. What we do | KDC/ONE
   · The disclosed modular service structure supports selecting responsibilities against a buyer's capabilities rather than requiring comprehensive outsourcing. ([kdc-one.com](https://www.kdc-one.com/en/what-we-do))

9. How we work | HSA Cosmetics SpA
   · The distinct completion offers support selecting retained packaging responsibilities rather than assuming one compulsory service bundle. ([hsacosmetics.com](https://www.hsacosmetics.com/en/how-we-work))
10. What We Do - Cosmetica
   · The supplier's catalog and custom offerings support a requirement-led development choice, not automatic exclusivity through private labeling. ([cosmeticalabs.com](https://www.cosmeticalabs.com/why/))
11. Standard Terms and Conditions of Sale | FMI
   · FMI's terms assign buyers specified unused-material obligations following cancellation or qualifying postponement. ([fragrancemfg.com](https://www.fragrancemfg.com/standard-terms-and-conditions-of-sale/))
12. WHAT IS TURNKEY - WORMSER GROUP
   · Wormser combines development, packaging engineering, project management, and multiple manufacturing partners; buyer approval remains necessary. ([wormsergroup.com](https://www.wormsergroup.com/turnkey))

5. Market Insights

5.1. Consumer Insights & End-User Perspective

The commissioning buyer purchases a product-development contribution and supplied offering, while the eventual user may be a retail consumer, professional client, or hotel guest. The commercial brief must connect these roles without assuming that outsourcing transfers knowledge of the user. [redacted]

Product approval and continuing commercial acceptance are different decisions. e.l.f. describes product-concept evaluation but also uncertainty about consumer acceptance and retail customers without continuing purchasing obligations. [redacted]

Switching an ODM requires a rights review as well as a product comparison. Patent protection is territorial, while confidential know-how can be subject to separate access restrictions. [redacted]

Sources & Evidence

1. Is It a Cosmetic, a Drug, or Both? (Or Is It Soap?) | FDA
   • FDA explains that intended use and claims affect classification. Professional and take-home positioning therefore require product-specific pathway review rather than assumed equivalence. ([fda.gov](https://www.fda.gov/cosmetics/cosmetics-laws-regulations/it-cosmetic-drug-or-both-or-it-soap))
2. Frequently Asked Questions: Patents - WIPO
   • WIPO explains that patent rights are territorial. Destination-specific rights review before changing manufacturers is an analytical implication, not a determination of any formula's patent position. ([wipo.int](https://www.wipo.int/en/web/patents/faq_patents))
3. Frequently Asked Questions on Trade Secrets - WIPO
   • Trade-secret protection concerns confidential information and its disclosure or use. Confidential-information access is therefore distinct from a formula-ownership label. ([wipo.int](https://www.wipo.int/en/web/trade-secrets/tradesecrets_faqs))

4. e.l.f. Beauty, Inc. - Form 10-K for the Fiscal Year Ended March 31, 2026
   · e.l.f. describes evaluation and validation of product concepts, uncertainty about consumer acceptance, and retail customers without continuing purchasing obligations. Separating these approvals is a commercial inference. ([sec.gov](https://www.sec.gov/Archives/edgar/data/xx.xx/xx.xx/elf-xx.xx.htm))
5. L'Oréal Groupe and COSMAX sign memorandum of understanding to collaborate on next-generation beauty innovations
   · L'Oréal announced its COSMAX memorandum of understanding on September xx.xx 2026, describing complementary consumer-insight and product-design capabilities and planned sensory innovation; it did not establish completed product outcomes. ([loreal.com](https://www.loreal.com/en/news/group/l-oreal-groupe-and-cosmax-sign-memorandum-of-understanding-to-collaborate-on-next-generation-beauty-innovations/))

5.2. Consumer Experience Benchmarking

[illegible] Catalog adoption fits a buyer accepting shared foundations; custom development fits a brief requiring product-specific control. Neither model alone establishes a better consumer experience, and the supplier's terms should not be generalized to other ODMs.

[illegible] Groupe GM's disclosed sealed-refill offering illustrates these additional dimensions without independently demonstrating superiority over every alternative. Amenity buyers should compare the complete cosmetic-and-dispenser offer, including service responsibilities, rather than assume that a recognizable brand or refill label establishes guest acceptance.

Manufacturing credentials cover only part of the commissioning experience. ISO xx.xx addresses cosmetic manufacturing quality but excludes development, finished-product distribution, environmental protection, and personnel safety. [illegible]

Sources & Evidence

1. Private Label Skincare Manufacturer | Formula 117
   · Formula xx.xx describes limited customization of library products, supplier-retained ownership, and availability of the same formulas to other brands. ([formula117.com](https://www.formula117.com/services/private-label-skincare))

2. FAQ - Hotel Amenities & Services | Groupe GM
   · Groupe GM describes hospitality criteria involving brand presentation, housekeeping practicality, hygiene, and traceability, and contrasts its sealed refill offering with open refilling. These are supplier-disclosed comparison dimensions, not independently verified superiority. ([groupegm.com](https://groupegm.com/frequently-asked-questions/))
3. Custom Formula Development for Cosmetics - Formula 117
   · Formula xx.xx states that its custom offering gives the brand formula ownership, documentation, and rights to manufacture elsewhere, distinguishing it from its library service. ([formula117.com](https://www.formula117.com/services/custom-formula-development))
4. ISO 22716:2007 - Cosmetics - Good Manufacturing Practices
   · ISO xx.xx covers cosmetic manufacturing quality but excludes research and development, finished-product distribution, environmental protection, and personnel safety. ([iso.org](https://www.iso.org/standard/xx.xx.html))

5.3. Opportunity Mapping

[illegible] Retailer co-development and portability-led replacement remain more dependent on account admission and negotiated rights. These are conditional priorities based on identifiable requirements, not evidence of superior returns.

[illegible] The alternative is retaining a destination adviser and purchasing a narrower ODM service. Integration is preferable only when required records, access rights, continuing cooperation, and the accountable party are expressly established; a general regulatory-support promise is insufficient.

Asia-Pacific opportunities require different local interfaces rather than a uniform export proposition. [illegible] No inspected requirement establishes that domestic manufacture is universally preferable to qualified imports.

[illegible] Custom work is justified only for necessary differences beyond that platform. Retail purchasing commitment remains separate from product acceptance.

Professional beauty provides an application-specific route for own-brand collections. Vitelle combines skincare selection, packaging, presentation assistance, and product-knowledge training. [illegible]

EU accommodation amenities offer a dated redesign need, but capture depends on the complete property interface. [illegible] An accepted existing collection is an alternative to bespoke development where its rights and presentation fit.

Continuity-conscious brands create a different opportunity: development sold with usable rights and information access. Orean advertises buyer-owned formulas, whereas Tokiwa's integrated formula-package architecture illustrates dependencies beyond formula title. [illegible]

Sources & Evidence

1. MUSINSA Signs Strategic Partnership with Global Cosmetics ODM Company COSMAX - Co-developing New Beauty Private-Label Products
   · The MOU preserves a retailer-side planning contribution alongside COSMAX development and manufacturing; account accessibility remains engagement-specific. ([about.musinsa.com](https://about.musinsa.com/newsroom/musinsa-cosmax))
2. FAQ - Hotel Amenities & Services | Groupe GM
   · Branded collections and bespoke development provide alternative hospitality propositions; service inclusion remains contractual. ([groupegm.com](https://groupegm.com/frequently-asked-questions/))
3. Modernization of Cosmetics Regulation Act of 2022 (MoCRA) | FDA
   · Safety-record obligations support documentation-linked commissioning, without automatic transfer of statutory responsibility to the ODM. ([fda.gov](https://www.fda.gov/cosmetics/cosmetics-laws-regulations/modernization-cosmetics-regulation-act-2022-mocra))
4. Is It a Cosmetic, a Drug, or Both? (Or Is It Soap?) | FDA
   · U.S. classification follows intended use and claims; sunscreen and antiperspirant offerings illustrate cosmetic-drug overlap. ([fda.gov](https://www.fda.gov/cosmetics/cosmetics-laws-regulations/it-cosmetic-drug-or-both-or-it-soap))
5. Cosmetics Legislation - European Commission
   · The EU framework supports purchasing defined documentation assistance while separately appointing the accountable party. ([single-market-economy.ec.europa.eu](https://single-market-economy.ec.europa.eu/sectors/cosmetics/legislation_en))
6. The Provisions for Registration and Filing of Cosmetics - NMPA
   · China distinguishes special-cosmetic registration from general-cosmetic filing and requires a domestic responsible person for overseas applicants. ([english.nmpa.gov.cn](https://english.nmpa.gov.cn/2022-xx.xx/xx.xx/c_785637.htm))
7. Labeling of Cosmetic Fragrance Allergens - Health Products Regulatory Authority
   · Product-status review is relevant before reusing a white-label offering's artwork for an EU commission. ([hpra.ie](https://www.hpra.ie/regulation/cosmetics/labelling-and-claims/cosmetic-products-labelling/labelling-of-cosmetic-fragrance-allergens))
8. e.l.f. Beauty, Inc. - Form 10-K for the Fiscal Year Ended March 31, 2026
   · Retail purchasing discretion challenges the assumption that an accepted cosmetic automatically secures distribution. ([sec.gov](https://www.sec.gov/Archives/edgar/data/xx.xx/xx.xx/elf-xx.xx.htm))
9. About Groupe GM
   · Groupe GM identifies affiliates and exclusive hospitality distributors providing local delivery and tailored services; open access for another supplier is not established. ([groupegm.com](https://groupegm.com/about-us/))
10. Technology Transfer Agreements - WIPO
    · Licensing and assignment establish different control arrangements; permissions and commercial-use rights require explicit agreement. ([wipo.int](https://www.wipo.int/en/web/technology-transfer/agreements))
11. Personal Care, Skincare, Make-up and Other Cosmetic Products - AICIS
    · Applicable Australian commercial importers must register their business and establish the authorization basis for relevant chemical introductions, including packaged cosmetics. ([industrialchemicals.gov.au](https://www.industrialchemicals.gov.au/cosmetics-and-soap/personal-care-skincare-make-and-other-cosmetic-products))
12. Strength - TOKIWA Corporation
    · Its coordinated formula-package offer supports negotiating package and execution access within a continuity-oriented brief. ([tokiwa-corp.com](https://www.tokiwa-corp.com/en/strength/))

13. How we work | HSA Cosmetics SpA
· HSA offers bulk and full-service hair-product supply with development, packaging, and regulatory-document support. ([hsacosmetics.com](https://www.hsacosmetics.com/en/how-we-work))
14. What We Do - Cosmetica
· Nonexclusive stock formulas provide a counteroption where brand presentation supplies the required differentiation. ([cosmeticalabs.com](https://www.cosmeticalabs.com/why/))
15. Why Formula Ownership Matters: Understanding IP in Cosmetic Contract Manufacturing. - Orean Personal Care
· That proposition supports a rights-conscious sourcing candidate, not verification of a customer's agreement or receiving manufacturer's acceptance. ([weareorean.com](https://weareorean.com/why-formula-ownership-matters-understanding-ip-in-cosmetic-contract-manufacturing/))
16. Private Label Skin care | Vitelle Labs Private Label
· These services support a professional own-brand evaluation route, but do not demonstrate user outcomes or acceptance of every claim. ([vitellelab.com](https://www.vitellelab.com/private-label))
17. Regulation (EU) 2025/40 on Packaging and Packaging Waste
· Annex V concerns specified packaging intended for one accommodation booking and discarded before the next guest. ([eur-lex.europa.eu](https://eur-lex.europa.eu/eli/reg/2025/xx.xx/oj/eng))
18. Italian Hair Color Manufacturers | Private Label by HSA Cosmetics
· The disclosed specialist offer provides a hair-color commissioning candidate, not qualification inferred from routine shampoo manufacture. ([hsacosmetics.com](https://www.hsacosmetics.com/en/italian-hair-color-manufacturers))
19. Regulatory Overview of Cosmetic Products - Singapore Health Sciences Authority
· Singapore implements ASEAN-aligned cosmetic requirements while normally requiring its own pre-sale notification. ([hsa.gov.sg](https://www.hsa.gov.sg/cosmetic-products/overview/))

5.4. Distribution Channel Analysis

Direct ODM engagement provides a commercial interface for translating the buyer's brief into supplied products, but it does not establish exclusively internal execution. ■■■■■■■ ■■■■■■ ■■■■ ■■■■■■■■ ■■■ ■■■■■■■■■■ ■■■■■■■■■ ■■■■■ ■■■■■■■ ■■■■■■■■■ ■■■ ■■■ ■■■■■■■■■■ ■■■■■■■■■ ■■■■■■■■ ■■■■■■■■■ ■■■■■■■■■ ■■■■■■ ■■■■ ■■■■■■■■ ■■■■■■■■■■■■ ■■■■■■■■■■■■ ■■■ ■■■■■■■■■■ ■■■■■■■■■■■■ ■■■ ■■■■■■ ■■■■■■■■ ■■■■■■■■■■ ■■■■■■■■ ■■■■■■ ■■■■■■■■■■■■ They should nevertheless identify the executing parties, delivered completion state, documentation access, and authorization required for changes.

■■■■■■■■■■■■■■■■■■■■■ ■■■■■■■■■■■ ■■ ■■■■■■■ ■■■■ ■■■■ ■■■ ■■■■■■■■■■■■■ ■■■■■■■■■■■■ ■ ■■■■■■■■ ■■■■■■■■■■■■ ■■■■■■■■■■ ■■■■■■ ■■■■ ■■■■■■ ■■ ■■■■■■■■■■■■■ ■■■■■■■■■■■■ ■■■■■■■■■■■ ■ ■■■■■■■■ ■■■■■■■■■■ ■■■■■■■■ ■■■■■■ ■■ ■■■■■ ■■■■■■■ ■■■■■■■■■■ ■■■ ■■■■■■■■■ ■■■■■■■■■■■■■ ■■■■■■■■ ■■■■■■■■ ■■■■■ ■■■■■■■■ ■■■ ■■■■■■■■■ Such a distributor may support property access and fulfillment without necessarily becoming the developer, commissioning agent, or legally responsible party. For amenity programs, contracts should specify responsibility for dispensing-fixture supply, installation, replenishment, and service; cosmetic delivery alone should not imply that these activities are included.

■ ■■■■■■■ ■■■■■ ■■ ■■■■■■■■■■ ■■■■ ■■■ ■■■■■■■■■ ■■■■■■■■■■■ ■■■■■■■■ ■■ ■■■■■ ■■■■■■■■ ■■■■■■■■ ■ ■■■■■■■■■■■■ ■■■■■ ■■■■■■■■■■ ■■■ ■■■ ■■■■■■■■■ ■■■■■■■■■ ■■■■■■■■■ ■■■■■■■■■■■ ■■■ ■■■■■■■■■ ■■ ■■■■■■■■■ ■■■■■■■■ ■■■ ■■■■■■ ■■■■■■■■■■■■ ■■■■■■■■■■■■■ ■■■■■■■■■ ■■■■■■■■■■■ ■■■ ■■■■ ■■■■■■■■■ ■■■■■■■■ ■■■■■■■■ ■■■■■■ ■■■■■■■■■■ ■■

[redacted] In China, entrusted manufacturing retains licensing and oversight duties, reinforcing the need to identify the actual manufacturer despite an additional commercial layer. Neither route removes the supplier's agreed development, documentation, and delivery obligations.

Sources & Evidence

1. What we do | KDC/ONE
   · kdc/one offers targeted participation and end-to-end services, including development, packaging, regulatory affairs, and supply coordination. ([kdc-one.com](https://kdc-one.com/en/what-we-do))
2. Provisions for Supervision and Administration of Manufacturing and Marketing of Cosmetics - NMPA
   · China's entrusted-manufacturing provisions require relevant manufacturing authorization, oversight by the registrant or filing entity, and written allocation of responsibilities. ([english.nmpa.gov.cn](https://english.nmpa.gov.cn/2022-xx.xx/xx.xx/c_961745.htm))
3. Frequently Asked Questions - Meiyume
   · Meiyume describes turnkey development and shipping services using both its own facilities and approved supplier partners. A direct commercial relationship therefore does not establish exclusively internal execution. ([meiyume.com](https://meiyume.com/frequently-asked-questions/))
4. About Groupe GM
   · Groupe GM identifies affiliates and exclusive distributors specializing in hospitality, with local delivery and tailored services. The source does not establish that every distributor acts as a commissioning agent or developer. ([groupegm.com](https://groupegm.com/about-us/))

5.5. Pricing Trend Analysis

Cosmetics ODM compensation depends on the development contribution, supplied completion state, service bundle, and negotiated rights. [redacted] A negotiated concession should be evaluated against any reduction in scope, exclusivity, support, or change flexibility rather than treated as an unconditional improvement.

Input pressure does not translate automatically into recoverable customer charges. [redacted] Contracting parties should agree revision triggers, notice, supporting documentation, and treatment of approved substitutions rather than assume that every input change justifies the same commercial adjustment.

[redacted] Changing a distribution or filling location should not be assumed to resolve origin treatment. A fixed commercial commitment offers budget certainty but can leave one

party exposed to later changes; a revision mechanism shares that exposure while reducing certainty.

Sources & Evidence

1. What we do | KDC/ONE
   · The distinction between targeted and integrated services supports comparing commercial bundles by included responsibilities rather than treating them as equivalent offers. ([kdc-one.com](https://kdc-one.com/en/what-we-do))
2. Intercos - Bilancio Consolidato 2025
   · Intercos identifies input-cost and exchange-rate exposure, warns that cost recovery may be incomplete, and describes internally developed formulas as contributing negotiating leverage. These are company-specific disclosures. ([intercos-investor.com](https://www.intercos-investor.com/wp-content/uploads/2026/xx.xx/Bilancio-Consolidato-al-xx.xx-dicembre-2025-in-formato-PDF.pdf))
3. Private Label Skincare Manufacturer | Formula 117
   · The library offering combines selected formula and packaging configurations with restricted adaptation and licensed formula rights. These terms support scope-sensitive negotiation rather than a universal discount conclusion. ([formula117.com](https://www.formula117.com/services/private-label-skincare))
4. Harmonized Tariff Schedule Archive - United States International Trade Commission
   · USITC publishes dated tariff-schedule revisions and modifying authorities. This supports transaction-specific review rather than reliance on historical tariff assumptions. ([usitc.gov](https://www.usitc.gov/harmonized_tariff_information/hts/archive/list))
5. Custom Formula Development for Cosmetics - Formula 117
   · The company describes custom development as project-based and quoted against development scope. No monetary values or production commitments are used. ([formula117.com](https://www.formula117.com/services/custom-formula-development))

5.6. Regulatory Compliance & Standards Framework

Destination and intended claims determine access requirements, not the ODM contract label. In the United States, FDA distinguishes cosmetics, drugs, overlapping products, and qualifying consumer-product soap; sun protection and antiperspirants illustrate crossover exposure. ■■■■■■■■■■■■ ■■■■■■■■■ ■■■ ■■■■■■■■■ ■■■■■■■■■■■ ■■■■■■ ■■■■■■■■■ ■■ ■■■■■■■■ ■■■■■■■ ■■■■■ ■■■■■■ ■■■■■■■■ ■■■■ ■■■■■■ ■■■■■■ ■■■■■■■ ■■■ ■■■■■■■ ■■■■■■ ■■■■■■■■■■ ■■■■■■■ ■■■■■■■■ ■■ ■■■■■■■■ ■■■■■■■■■ ■■■■■■ ■■■■ ■■■■■ ■ ■■■■■■■■ ■■■■■■■■ ■■■■■■■■■ ■■ ■■■■■ ■■■■■■■■ ■■■■■■■■■

For applicable U.S. cosmetic engagements, MoCRA establishes facility registration, product listing, safety-substantiation records, and adverse-event obligations. ■■■■■■■■■■■■■■■ ■■■■■■■■■■ ■■■■ ■■■■■■■■■■■■■■■■ ■■■■■■ ■■■ ■■■■■■ ■■■ ■■ ■■■■■■■■ ■■■■ ■■■ ■■■■■■■■■■■■ ■■■■■■■ ■■■■■■ ■■■ ■■■■■■■■ ■■■■■■ ■■■■■■■■ ■■■ ■■■■■■■ ■■■■■■■■■■■■ ■■■■■■■ ■■■■■■■■■■■■■ ■■■■■■■■ ■■■■■■■■■■ ■■■■■■■■ ■■■ ■■■■■■■■■■ ■■■■■■■■■■■■ Regulatory support purchased from an ODM complements these responsibilities rather than automatically transferring them.

■■ ■■■■■■■■ ■■■■■■■■■ ■■■■■■■■ ■■ ■■■■■■■■■■■■■ ■■■■■■■■■■■ ■■■■■■■ ■ ■■■■■■■ ■■■■■■■■■■■ ■ ■■■■■■■ ■■■■■■■■■■■ ■■■■■ ■■■■■■■■■■■■■ ■■■ ■■■ ■■■■■■■■■■■ ■■■■■■■■■ ■■■■■■ ■■■■■■■ ■■■■■■■■■ ■■■■■■■■■■ ■■■■■■■■ ■■■■■ ■■■■■■■■■■■ ■■■■ ■■■■■■■ ■■■■■■■ ■■■ ■■■■■■■■■■■■■■■ ■■■■■■■■■■■ ■■■■ ■■ ■■■■■■■■■■ ■■■■■■■■■■■■ ISO xx.xx provides

manufacturing-quality guidance but is not a stand-alone destination authorization. Buyers should distinguish mandatory market-access duties from contractual credentials and ensure that the agreed service bundle supplies the necessary documentation.

China distinguishes special-cosmetic registration from general-cosmetic filing and requires a domestic responsible person for overseas registrants or filing persons. Its entrusted-manufacturing rules retain manufacturer authorization and commissioning-party oversight duties. ■■■■■ ■■■■■■■■■■ ■■■■■■■■■■■■■ ■■■■■■■■ ■■■■■■■■■ ■■■■■■■■ ■■■ ■■■■■■■■■ ■■■ ■■■■■■■■■ ■■■■ ■■■■■■■■■■■ ■■■■■■■■■ ■■■■■■■■■ ■■■■■■■■■ ■■■■■■ ■■■■■■■■ ■■■■■■■■■■■ ■■■ ■ ■■■■■■■■ ■■■■■■■■■ ■■■ ■■■ ■■■■■■■ ■■■ ■■■■■■■■■■■ ■■■■■■■ ■■■ ■■ ■■■■■■■ ■■■■■■■■ ■■■ ■■■■■■■■ ■■■ ■■■■■ ■■■■■■ ■■■■■■■■■ ■■■■■ ■■■■■■■■■■■ ■■■■■■■ ■■■ ■■■■■■■■■■■■■■■■ ■■■■■■■■■■■■ ■■■■■■ ■■■■■■■■■ ■ ■■■■■■■■■■■■ ■■■■■■■

Transition dates can change whether an established offering remains suitable for recommissioning. Expanded EU fragrance-allergen rules distinguish July xx.xx 2026 market placement from July xx.xx 2028 continued availability for qualifying products; rebranding or repackaging can affect treatment, and notification alone does not establish placement. ■■ ■■■■■■■■■ ■■■■■ ■■■■■ ■■■■■■ ■■■■■■■■■■■ ■■ ■■■■■■ ■■■ ■■■■■ ■■■■ ■■■■■■■■■■■■ ■■ ■■■■■■■■■ ■■■■■■■■■■ ■■■■■ ■■■■■■■■ ■■■■■■■■■ ■■■■ ■■■■■ ■■■■■■■■■■■■■ ■■■■■■ ■■■■■■ ■■■ ■■■■■■■■ ■■■■■■■ ■■■■■■■ ■■■■■■■■ ■■■■■■■ ■■■■■■■ ■■■ ■■■■■■■■■■■■■■■■■■ ■■■■■ ■■■■■■ ■■■■■■■■■■■■ ■■■■■■ ■■■■■■ ■■ ■■■■■■■■■■

Sources & Evidence

1. Modernization of Cosmetics Regulation Act of 2022 (MoCRA) | FDA
   · MoCRA establishes applicable registration, listing, safety-substantiation, and adverse-event obligations. FDA identifies small-business exemptions and product-specific limits on those exemptions. ([fda.gov](https://www.fda.gov/cosmetics/cosmetics-laws-regulations/modernization-cosmetics-regulation-act-2022-mocra))
2. Is It a Cosmetic, a Drug, or Both? (Or Is It Soap?) | FDA
   · FDA distinguishes cosmetics, drugs, overlapping products, and qualifying consumer-product soap, including sun-protection and antiperspirant examples. ([fda.gov](https://www.fda.gov/cosmetics/cosmetics-laws-regulations/it-cosmetic-drug-or-both-or-it-soap))
3. Cosmetics Legislation - European Commission
   · The European Commission identifies an EU-established responsible person, a premarket safety report, centralized notification, and serious undesirable-effect reporting as elements of EU cosmetic regulation. ([single-market-economy.ec.europa.eu](https://single-market-economy.ec.europa.eu/sectors/cosmetics/legislation_en))
4. Regulation (EC) No 1223/2009 on Cosmetic Products - Consolidated Text of September 1, 2025
   · Regulation (EC) No xx.xx/2009 requires GMP compliance, a safety assessment, and a product information file containing relevant support for claimed effects. ([eur-lex.europa.eu](https://eur-lex.europa.eu/legal-content/EN/TXT/?uri=CELEX%3A02009R1223-xx.xx))
5. Provisions for Supervision and Administration of Manufacturing and Marketing of Cosmetics - NMPA
   · The provisions retain quality and safety responsibilities in entrusted manufacturing; an execution partner does not remove the commissioning entity's applicable duties. ([english.nmpa.gov.cn](https://english.nmpa.gov.cn/2022-xx.xx/xx.xx/c_961745.htm))
6. The Provisions for Registration and Filing of Cosmetics - NMPA
   · China distinguishes special-cosmetic registration from general-cosmetic filing and requires overseas registrants or filing persons to designate a domestic responsible person. ([english.nmpa.gov.cn](https://english.nmpa.gov.cn/2022-xx.xx/xx.xx/c_785637.htm))

7. Frequently Asked Questions | Pharmaceuticals and Medical Devices Agency
   · PMDA distinguishes ordinary cosmetics complying with the Standards for Cosmetics from quasi-drugs requiring marketing approval and advises product-specific classification review. ([pmda.go.jp](https://www.pmda.go.jp/english/about-pmda/xx.xx.html))
8. Commission Regulation (EU) 2023/1545 of July 26, 2023 - Labeling of Fragrance Allergens in Cosmetic Products
   · Regulation (EU) 2023/xx.xx provides July xx.xx 2026 market-placement and July xx.xx 2028 making-available transitions for qualifying products under its expanded fragrance-allergen requirements. ([eur-lex.europa.eu](https://eur-lex.europa.eu/legal-content/EN/TXT/PDF/?uri=CELEX%3A32023R1545))
9. Labeling of Cosmetic Fragrance Allergens - Health Products Regulatory Authority
   · HPRA explains that notification alone does not establish market placement and that rebranding, repackaging, reformulation, or relabeling can affect treatment under the fragrance-allergen transition. ([hpra.ie](https://www.hpra.ie/regulation/cosmetics/labelling-and-claims/cosmetic-products-labelling/labelling-of-cosmetic-fragrance-allergens))
10. ISO 22716:2007 - Cosmetics - Good Manufacturing Practices
    · ISO xx.xx provides GMP guidelines within a defined quality scope; treating it as distinct from destination authorization is an analytical interpretation of that scope. ([iso.org](https://www.iso.org/standard/xx.xx.html))
11. New Packaging Rules for Less Waste and Easier Recycling - European Commission
    · The European Commission states that packaging rules apply from August xx.xx 2026 and identifies restrictions on specified single-use packaging, including hotel shampoo miniatures, from 2030. Different obligations have different implementation dates. ([commission.europa.eu](https://commission.europa.eu/news-and-media/news/new-packaging-rules-less-waste-and-easier-recycling-2026-xx-xx-12_en))
12. Commission Regulation (EU) No 655/2013 - Common Criteria for Cosmetic Claims
    · EU cosmetic claims must have adequate, verifiable support, and presentations of performance must not exceed the available evidence. ([eur-lex.europa.eu](https://eur-lex.europa.eu/legal-content/EN/TXT/?uri=CELEX%3A32013R0655))

5.7. ESG & Sustainability Analysis

[illegible] Documentary commitments support qualification but do not prove compliant working conditions. Buyers should verify corrective-action closure and subcontractor coverage before relying on an approved supplier relationship; stronger oversight requires additional coordination and may restrict available execution options.

Packaging sustainability involves competing design choices rather than an automatic preference for lighter or refillable products. A peer-reviewed life-cycle case study of a blush compact found tensions between reuse and material reduction, with modeled outcomes dependent on reuse and recycling assumptions. [illegible]

Natural and organic certification creates another procurement condition. COSMOS distinguishes finished-product certification from raw-material recognition and requires site inspection and continuing audits. [redacted]

Sources & Evidence

1. COSMOS Certification - Organic and Natural Products and Raw Materials
   · COSMOS distinguishes finished-product ORGANIC and NATURAL certification from raw-material recognition and describes site inspection and continuing audits. Certification does not establish claims outside the selected scheme's scope.
   ([cosmos-standard.org](https://www.cosmos-standard.org/en/certification/cosmos-certification/))
2. e.l.f. Beauty, Inc. - Form 10-K for the Fiscal Year Ended March 31, 2026
   · The filing states that suppliers must adhere to e.l.f.'s Supplier Code of Conduct.
   ([sec.gov](https://www.sec.gov/Archives/edgar/data/xx.xx/xx.xx/elf-xx.xx.htm))
3. e.l.f. Beauty Supplier Code of Conduct - August 2022
   · e.l.f.'s supplier code addresses labor rights, environmental conduct, material traceability, inspections, corrective measures, and subcontractor compliance; violations can affect continuation of an engagement.
   ([elfbeauty.com](https://www.elfbeauty.com/pdfs/elf-beauty-supplier-code-of-conduct-august-2022.pdf))
4. Reusability and Recyclability of Plastic Cosmetic Packaging: A Life Cycle Assessment
   · The peer-reviewed study models alternative designs for a refillable blush compact, finds tensions between reuse and material reduction, and explains dependence on recycling assumptions. Cosmetic contents were excluded.
   ([um.edu.mt](https://www.um.edu.mt/library/oar/bitstream/xx.xx/xx.xx/xx.xx/Reusability%20and%20recyclability%20of%20plastic%20cosmetic%20packaging%xx.xx-%20A%20life%20cycle%20assessment_2022.pdf))

5.8. Disruption & Risk Scenarios

Regulatory-readiness disruption is a conditional scenario grounded in enacted requirements. [redacted] Responses are timely adaptation, an accepted compliant alternative, or withholding commitment; notification or an older catalog entry is not sufficient protection.

[redacted] Buyers should monitor revised delivery commitments, proposed substitutions, and changes in record

custody. Qualify the complete alternative and secure transfer permissions before reliance, balancing continuity protection against another approval relationship.

Downstream cancellation can strand commitments despite satisfactory development. e.l.f. discloses retail purchasing discretion and uncertain launch acceptance; FMI's terms retain specified buyer obligations for unused materials after cancellation or qualifying postponement. ■ ■■■■■■■■■■■■ ■■■■■■■ ■■■■■■■■■■ ■■■■■■■■■ ■■■■■■■■■ ■■■■ ■■ ■■■ ■■■■■■■■■■■■ ■■■ ■■■■■■■■■■■ ■■ ■■■ ■■■ ■■■■■■■ ■■■■■■■ ■■■■■■■■■■■■■ ■■ ■■■■■■■■■■■■■ ■■■■■■■ ■■■■■■■■■■ ■■■■■■■■■ ■■■■■■■■ ■■■■■■■■■■■■■ ■■■■■■■■■■■■■■■ ■■■ ■■■■■■■■ ■■■■■■■■■■■■ ■■■■■■ ■■■■■■■■ ■■■■■■■■■■ ■■■■■■■■ ■■■■ ■■■■■■■■■■ ■■■■■■ ■■■■■■■■■■■■ ■■■■■ ■■■■■■■■■■■ ■■■■ ■■■■■■■ ■■■■■■ ■■■■■■■ ■■■■■■■■■■■■ ■■■■■■■ ■■■■■■■■■

Differentiation and certification can fail through different mechanisms. A nonexclusive catalog product may not support an exclusivity-dependent proposition, while a license or missing transfer permission can impede alternative execution. ■■■■■■■■■■■ ■■■■■■■ ■■■■■■■■■■ ■■■■■■■■■■■ ■■■■ ■■■ ■■■■■■■■■ ■■■■■■■■■■■■■■■ ■■■■■■■■■■■■■ ■■■ ■■■■■■■■■■■■■ ■■■■■■■■ ■■■■■■■■■■ ■■■■■■■■■■ ■■■■■■■■ ■■■■■■■ ■■■■■■■ ■■■■■■■■■ ■■■■■■■ ■■■■■■■■■■ ■■■■■■■ ■■■■■■■ ■■ ■■■■ ■■■■■■■■ ■■■ ■ ■■■■■■■■■■■ ■■■■ ■■■■ ■■■ ■■■■■ ■■■ ■■■■■■■■■ ■■■■■■■■■ ■■■■■■■ ■■■■■■■ ■■■■■■■ ■■■ ■■■■■■■■■■■■■■■ ■■■■■■■■ ■■■■■■■ ■■■■■■■■■■ ■■■■■■■■■■■■ ■■■■■■■■ ■■■■■■■■■■■■■ ■■■■■■ ■■ ■■■■■■■ ■■■■■■■■ ■■■■■■■■ ■■■ ■■■■■■■■■■■■■ ■■■■■■■ ■■■■■■■■■■■■■ ■■■ ■■■■■■■■■ ■■■■■■■■■■■ ■■■■■■■■■ ■■■■■■■■■■ ■■■■■■■■■■■■

Sources & Evidence

1. Intercos - Bilancio Consolidato 2025
   · The filing supports a conditional disruption scenario without establishing its probability or market-wide prevalence. ([intercos-investor.com](https://www.intercos-investor.com/wp-content/uploads/2026/xx.xx/Bilancio-Consolidato-al-xx.xx-dicembre-2025-in-formato-PDF.pdf))
2. Is It a Cosmetic, a Drug, or Both? (Or Is It Soap?) | FDA
   · A changed intended claim can create additional access obligations independently of the ODM contract label. ([fda.gov](https://www.fda.gov/cosmetics/cosmetics-laws-regulations/it-cosmetic-drug-or-both-or-it-soap))
3. Cosmetics Legislation - European Commission
   · Documentation assistance cannot substitute for the EU market-placement roles required by law. ([single-market-economy.ec.europa.eu](https://single-market-economy.ec.europa.eu/sectors/cosmetics/legislation_en))
4. COSMOS Certification - Organic and Natural Products and Raw Materials
   · COSMOS distinguishes finished-product certification from raw-material recognition and includes continuing site audits. ([cosmos-standard.org](https://www.cosmos-standard.org/en/certification/cosmos-certification/))
5. Labeling of Cosmetic Fragrance Allergens - Health Products Regulatory Authority
   · HPRA's explanation supports monitoring placement evidence and changed branding rather than relying on a catalog product's age. ([hpra.ie](https://www.hpra.ie/regulation/cosmetics/labelling-and-claims/cosmetic-products-labelling/labelling-of-cosmetic-fragrance-allergens))
6. e.l.f. Beauty, Inc. - Form 10-K for the Fiscal Year Ended March 31, 2026
   · Launch acceptance, external supply, and downstream purchasing are disclosed risks, not predictions of cancellation. ([sec.gov](https://www.sec.gov/Archives/edgar/data/xx.xx/xx.xx/elf-xx.xx.htm))

7. Technology Transfer Agreements - WIPO
   - Negotiated license termination and restricted confidential-information use support a conditional continuity-risk scenario. ([wipo.int](https://www.wipo.int/en/web/technology-transfer/agreements))
8. Commission Regulation (EU) 2023/1545 - Labeling of Fragrance Allergens in Cosmetic Products
   - The distinct transition dates support a regulatory-readiness scenario, not a universal requirement to redesign every cosmetic. ([eur-lex.europa.eu](https://eur-lex.europa.eu/eli/reg/2023/xx.xx/oj/eng))
9. TOA-Tokiwa Partnership - Outline of Group Initiatives
   - The documented sister-company relationship supports evaluating shared dependencies separately from geographic redundancy. ([toa-cosme.co.jp](https://www.toa-cosme.co.jp/wp-content/uploads/2025/xx.xx/9ffd9ec7da8f806c3bfc0c0bfa6f5100.pdf))
10. Strength - TOKIWA Corporation
    - Package and equipment dependencies can limit replacement even where formula rights are available; the implication is conditional. ([tokiwa-corp.com](https://www.tokiwa-corp.com/en/strength/))
11. Standard Terms and Conditions of Sale | FMI
    - These contractual obligations support a downside scenario in which deferred commercialization leaves residual buyer exposure. ([fragrancemfg.com](https://www.fragrancemfg.com/standard-terms-and-conditions-of-sale/))
12. Regulation (EU) 2025/40 on Packaging and Packaging Waste
    - The enacted accommodation-packaging restriction supports a conditional interruption scenario when an affected supply program is not adapted. ([eur-lex.europa.eu](https://eur-lex.europa.eu/eli/reg/2025/xx.xx/oj/eng))

5.9. Return on Investment & Cost-Benefit Analysis

For the commissioner, the relevant comparison is the complete responsibility bundle against retained development and coordination. ▪▪▪▪▪▪▪▪▪▪ ▪▪▪ ▪▪▪▪▪▪▪▪▪▪ ▪▪▪ ▪▪▪▪▪▪ ▪▪▪▪▪▪▪▪ ▪▪▪▪ ▪▪▪▪▪▪▪▪ ▪▪▪▪▪▪▪▪▪▪▪▪ ▪▪▪ ▪▪▪▪▪▪ ▪▪▪▪▪▪▪▪ ▪▪▪▪▪▪▪▪ ▪▪▪▪▪▪▪▪ ▪▪▪▪▪▪▪▪▪▪ ▪▪▪ ▪▪▪▪▪▪▪▪ ▪▪▪▪▪ ▪▪▪ ▪▪▪▪▪▪▪▪▪▪ ▪▪▪▪▪▪▪▪▪ ▪▪▪ ▪▪▪▪▪▪▪▪▪▪▪▪▪ ▪▪▪▪▪▪▪▪ ▪▪▪▪▪▪▪▪▪▪▪▪▪ ▪▪▪▪▪ ▪▪▪▪▪▪▪▪▪▪▪▪▪ ▪▪▪▪▪▪▪▪▪ ▪▪▪▪▪▪▪▪▪▪ ▪▪▪▪▪▪ ▪▪▪▪ ▪▪▪▪▪▪▪▪▪▪ ▪▪▪▪▪▪▪▪▪ ▪▪▪▪▪ ▪▪▪▪▪▪▪▪▪▪▪▪▪ ▪▪▪▪▪▪▪▪▪ ▪▪▪ ▪▪▪▪▪▪▪▪▪▪▪▪▪▪▪▪▪▪▪▪▪▪▪ ▪▪▪▪▪▪▪▪▪▪▪ ▪▪▪▪ ▪▪▪▪▪▪▪▪▪▪ ▪▪▪▪▪▪▪▪▪▪▪▪▪ Commitment is justified only when the purchased work resolves an actual capability gap and the buyer can approve the resulting product and commercial route.

Catalog adoption limits newly originated work but may retain shared formula foundations; custom development can address otherwise unmet requirements and stronger negotiated control. Bulk supply preserves finishing choices when the buyer has qualified downstream resources, while full service can replace missing coordination. ▪▪▪▪▪▪▪ ▪▪▪▪▪ ▪▪▪▪▪▪▪▪▪▪▪▪ ▪▪▪▪▪▪▪ ▪▪▪ ▪▪▪▪ ▪▪▪▪▪ ▪▪▪ ▪▪▪▪▪▪▪▪ ▪▪▪▪▪▪▪ ▪▪▪▪▪▪▪▪▪▪▪ ▪▪▪▪ ▪▪ ▪▪▪▪▪▪▪▪ ▪▪▪▪▪▪▪▪▪ ▪▪▪▪ ▪▪▪▪▪▪▪▪▪ ▪▪▪▪▪▪▪▪ ▪▪▪▪▪▪▪▪▪▪▪▪ ▪▪▪▪▪▪▪▪ ▪▪▪▪▪▪▪▪▪▪ ▪▪▪▪▪▪▪▪ ▪▪▪ ▪▪▪▪▪▪▪▪ ▪▪▪▪▪▪▪▪▪▪▪▪ ▪▪▪▪▪ ▪▪▪▪▪▪▪▪▪▪▪▪▪▪ ▪▪▪▪▪▪▪▪▪▪ ▪▪▪▪▪▪▪▪▪▪▪ ▪▪▪▪ ▪▪ ▪▪▪▪▪▪▪▪▪▪ ▪▪▪▪▪▪▪▪▪▪ ▪▪▪▪ ▪▪▪ ▪▪▪▪▪▪▪ ▪▪▪▪▪▪▪▪▪▪▪▪ ▪▪▪▪▪▪▪▪▪ ▪▪▪▪▪ ▪▪▪ ▪▪▪▪▪▪▪▪▪ ▪▪▪▪▪▪▪ ▪▪▪▪▪▪▪▪▪ ▪▪▪▪▪▪▪ ▪▪▪▪▪▪▪▪▪▪▪▪ ▪▪▪▪▪▪▪▪▪▪▪▪

▪▪▪ ▪▪▪ ▪▪▪▪ ▪▪▪▪▪▪▪▪▪▪▪▪▪ ▪▪ ▪▪▪▪▪▪▪▪ ▪▪▪▪ ▪▪▪▪ ▪▪▪▪▪▪▪▪▪ ▪▪▪▪▪▪▪ ▪▪▪ ▪▪▪▪▪▪▪▪▪▪▪ ▪▪▪▪▪▪▪▪▪▪▪ ▪▪▪ ▪▪▪▪▪▪▪▪▪▪▪▪▪▪▪▪▪ ▪▪▪▪▪▪▪▪▪▪▪▪ ▪▪▪▪▪▪▪▪▪▪ ▪▪▪▪▪▪▪▪▪▪▪ ▪▪▪▪ ▪▪▪▪ ▪▪▪▪▪▪▪▪▪▪ ▪▪▪▪▪▪▪▪ ▪▪ ▪▪▪▪▪ ▪▪▪▪▪▪▪▪ ▪▪▪ ▪▪▪▪▪▪▪▪▪▪▪ ▪▪▪▪▪▪▪▪ ▪▪▪▪ ▪▪▪▪▪▪▪▪▪▪▪ ▪ ▪▪▪▪▪▪▪▪▪▪▪▪▪▪▪▪▪▪▪▪▪▪▪ ▪▪▪▪▪▪▪▪▪▪▪ ▪▪▪ ▪▪▪▪ ▪ ▪▪▪▪▪▪▪

[redacted] Providers should resource destination expertise, documentation maintenance, and delivery coordination against authorized customer mandates rather than exploratory interest. Selective services are preferable where the buyer already performs the omitted work; broader commitments are premature when admission, acceptance, or contractual recovery remains unsettled.

Sources & Evidence

1. Intercos - Bilancio Consolidato 2025
   · Intercos states that recovery of input exposure may be incomplete, while proprietary development can contribute negotiating leverage. ([intercos-investor.com](https://www.intercos-investor.com/wp-content/uploads/2026/xx.xx/Bilancio-Consolidato-al-xx.xx-dicembre-2025-in-formato-PDF.pdf))
2. Modernization of Cosmetics Regulation Act of 2022 (MoCRA) | FDA
   · Outsourcing cosmetic development does not eliminate applicable responsible-person record and reporting obligations. ([fda.gov](https://www.fda.gov/cosmetics/cosmetics-laws-regulations/modernization-cosmetics-regulation-act-2022-mocra))
3. COSMOS Certification - Organic and Natural Products and Raw Materials
   · Certification coordination is a continuing realization requirement, not an automatic consequence of selecting recognized materials. ([cosmos-standard.org](https://www.cosmos-standard.org/en/certification/cosmos-certification/))
4. e.l.f. Beauty, Inc. - Form 10-K for the Fiscal Year Ended March 31, 2026
   · Uncertain downstream acceptance supports conditioning supplier commitments on authorized work rather than exploratory briefs. ([sec.gov](https://www.sec.gov/Archives/edgar/data/xx.xx/xx.xx/elf-xx.xx.htm))
5. Technology Transfer Agreements - WIPO
   · Ownership acquisition and permission to use protected assets are separate alternatives for evaluating commercial control. ([wipo.int](https://www.wipo.int/en/web/technology-transfer/agreements))
6. What we do | KDC/ONE
   · Integrated and targeted services provide alternatives for evaluating coordination benefits against retained buyer work; savings are not demonstrated. ([kdc-one.com](https://www.kdc-one.com/en/what-we-do))
7. How we work | HSA Cosmetics SpA
   · Bulk and full-service alternatives support evaluating finishing control against coordination dependence. ([hsacosmetics.com](https://www.hsacosmetics.com/en/how-we-work))
8. What We Do - Cosmetica
   · Custom and catalog development allocate different origination work and formula control, supporting qualitative cost-benefit comparison. ([cosmeticalabs.com](https://www.cosmeticalabs.com/why/))
9. Standard Terms and Conditions of Sale | FMI
   · Cancellation obligations remain relevant to the buyer's qualitative cost-benefit assessment despite integrated service purchasing. ([fragrancemfg.com](https://www.fragrancemfg.com/standard-terms-and-conditions-of-sale/))
10. WHAT IS TURNKEY - WORMSER GROUP
    · Its managed manufacturing model supports a coordination alternative, but does not establish realized benefits or eliminate executing-party dependencies. ([wormsergroup.com](https://www.wormsergroup.com/turnkey))

6. Cumulative Impact of Artificial Intelligence 2026

[illegible] This establishes a disclosed commercial interface, not proof that every suggested package is suitable or that a customer's launch will proceed faster. Its potential value is narrowing the search before qualified commercial selection, particularly where a buyer lacks direct knowledge of packaging suppliers.

Further use in brief clarification or document retrieval remains conditional on reliable records and integration with current approvals. An attractive recommendation must not become an unapproved supply choice. [illegible]

Governance determines whether the commercial benefit is usable. Agreements should address permitted use of confidential briefs and design files, access controls, retention, and output review. [illegible]

Sources & Evidence

1. Frequently Asked Questions on Trade Secrets - WIPO
   · WIPO's explanation of confidential-information protection supports reviewing permission to expose buyer briefs and design files to AI services; this application is analytical. ([wipo.int](https://www.wipo.int/en/web/trade-secrets/tradesecrets_faqs))
2. Kolmar Korea Announces Launch of an AI-Based Cosmetics Packaging Search Platform
   · Kolmar announced the launch of its AI-assisted packaging-sourcing platform on September xx.xx 2025. It describes image-based matching, filters, validated supplier offerings, and connection to regional experts; customer delivery outcomes are not independently established by the announcement. ([kolmarholdings.co.kr](https://www.kolmarholdings.co.kr/kor/bbs/board.php?bo_table=press&page=xx.xx&sod=desc&sop=and&sst=wr_datetime&wr_id=xx.xx))
3. AI Risk Management Framework - NIST
   · NIST describes its AI Risk Management Framework as voluntary guidance for incorporating trustworthiness into AI design, development, use, and evaluation. ([nist.gov](https://www.nist.gov/itl/ai-risk-management-framework))

4. AI Risk Management Framework FAQs - NIST
   · NIST identifies reliability, accountability, transparency, privacy, security, and management of harmful bias as AI trustworthiness considerations. Applying these to ODM sourcing and buyer information is analytical. ([nist.gov](https://www.nist.gov/itl/ai-risk-management-framework/ai-risk-management-framework-faqs))
5. Commission Regulation (EU) No 655/2013 - Common Criteria for Cosmetic Claims
   · The EU evidential-support requirement applies to cosmetic claims; using AI to draft a claim does not replace supporting evidence. This AI application is an analytical implication. ([eur-lex.europa.eu](https://eur-lex.europa.eu/legal-content/EN/TXT/?uri=CELEX%3A32013R0655))

7. Cosmetics ODM Market, by Product Category

Product Category changes the qualification brief rather than establishing interchangeable ODM capability. Within Skin Care, Facial Cleansing and Makeup Removal, Moisturizing and Skin Conditioning, Skin Exfoliation, and Anti-Aging and Tone Care require different commercial benefit statements and supporting documentation. ■■■■■■■■ ■■■■■■■■■■ ■■■■■■■■■■ ■■■ ■■■■■■■■■■■■■■ ■■■■■■■■ ■■■■■■■■■■■ ■■■■■ ■■■■ ■■■■■■■■■■■■■■ ■■■■■■■ ■■ ■■■■■■■■ ■■■ ■■■ ■■■■■■■ ■ ■■■■■■■■■■■■ ■■■■■■ ■■■■■■■■■■ ■■■■■■ ■■■ ■■■■■■■■ ■■■■■■■ ■■■■■■ ■■■■■■■■■■ ■ ■■■■■■■ ■■■■■■■ ■■ ■■■■■■■■■■■ ■■■■■■■■■■■ ■■ ■■■■■■■■■■■■■■■■■■ ■■■■■■■■ ■■■■■■ ■■■■■■■■■■■■■ ■■■■■■■ ■ ■■■■■■■■■■■■■■■■ ■■■■■■

■■■■■■ ■■■■■■■■■■■■■ ■■■■ ■■■■■■■■■■■ ■■■■ ■■■■■■■ ■■■ ■■■ ■■■■ ■■■■■■■■■■ ■■■ ■■■■■■■ ■■■ ■■■■ ■■■■■■■ ■■■■ ■■■■■ ■■■■■■■■■■■ ■■■ ■■■■■■■■■■■■■■■■■■■■■■ ■■■■■■■■■■■■■ ■■■ ■■■■■■■■■■ ■■■■■■■ ■■■■■■■■■ ■■■■ ■■■ ■■■■■■■■■■■■■ ■■■■■■ ■■■■■■ ■■■ ■■■■■■■■ ■■■ ■■■■■■■■ ■■■■■■■■ ■■■■■■■■■■■■ Buyers seeking a shared shade platform should require documented suitability for each intended application rather than treat matching color or supplier portfolio breadth as equivalence. Reusing an established platform can simplify development, but expanding its application area creates a separate acceptance question.

Hair Care spans Hair Cleansing, Hair Conditioning and Scalp Care, Hair Styling, and Hair Texture Modification; Hair Coloring and Lightening separately comprises Hair Colorants and Hair Lighteners. ■■■■■ ■■■■■■■■■■■■ ■■■■■■ ■■■■ ■■■■■■■■■ ■■■■■■■■■■■■■■■■ ■■■■■■■■ ■■■ ■■■■■■■■■ ■■■■■ ■■■■■■■■■■■■■■ ■■■ ■■■■■ ■■■■■■ ■■■■■■■■■■ ■■■■ ■■■■■■■■ ■■■■■■■■■ ■■■■■■■■ ■■■ ■■■■■■■■■■■■■ ■■■■■■■■■■■■■■■■■ ■■■■■■■■■ ■■■■ ■■■■■■■■■ ■■■ ■■■■■ ■■■■■■■■■ ■■■■■■■■■■■■■■ A buyer commissioning texture modification or coloring should verify the relevant product documentation and service-setting support rather than extend a shampoo supplier's qualification across the entire hair portfolio.

Nail Cosmetics similarly requires product-specific acceptance across Nail Color and Coatings, Nail and Cuticle Care, Nail Enhancement and Adhesives, and Nail Product Removers. ■■■ ■■■■■■■■■ ■■■■■■ ■■■■■■■■ ■■■ ■■■■■ ■■■■ ■■■■■■■■■■■■ ■■ ■■■■■■■■■■ ■■■ ■■■■■■■■■■■■ ■■■■ ■■■■■■■■ ■■■ ■■■■■■ ■■■ ■■■■■■■■■■ ■■■■■■■■ ■■■■■ ■■ ■■■■ ■■■■■■■■ ■■■ ■■■■■■ ■■■■■■■■■■ ■ ■■■■■■■■■■■■ ■■■■ ■■■■■ ■■■■■■ ■■■■■■■■ ■■■ ■■■■■ ■■■■■■■■ ■■■■■■■■■■■■■ ■■■■■■■■ ■■■■■■■ ■■■ ■■■■■■■■ ■■■■■■■■ ■■■■■■■■ A broad nail-category listing is not sufficient evidence that a provider can fulfill every enhancement, care, or removal engagement.

Bath and Body Cleansing, including Body Cleansers and Bath Additives, and Shaving and Hair Removal, including Shaving Care and Hair Removal, should be commissioned against their distinct primary functions. A cleansing product called soap does not necessarily follow the U.S. consumer-product soap pathway. ■■■■■■■■■■ ■■■ ■■■■■■■■■■■■■■■ ■■■ ■■■■■■■■ ■■■■■■■■■■■■ ■■■■■■■■ ■■■■■■■■■■ ■■■■ ■■■■■■ ■■■ ■■■■■■■■ ■■■■■■■■■■■ ■■■■■■■■ ■■■■■■■■ ■■■■■■■■■■■■■■■■■■■■■■■■ ■■■■■■■■ ■■■■ ■■■■■■■■ ■■■ ■■■■ ■■■■■■■■■■■■ ■■ ■■■

[illegible]

[illegible] Rebranding or repackaging may change treatment. A buyer adopting an established fragrance should obtain the information needed for its own artwork and product status; an existing scent or catalog listing does not establish that a newly branded offering can reuse earlier labeling.

Sun and Tanning Care should separate Sun Protection from Sunless Tanning, Sun-Tanning Care, and After-Sun Care. [illegible] A supplier suitable for a tanning or conditioning brief is not automatically suitable for a protection claim, and a tanning or after-sun category name alone does not substantiate protection.

External Intimate Care and Oral Care require similarly precise intended-use briefs. External intimate hygiene is a recognized cosmetic purpose in Malaysia, but that recognition does not authorize therapeutic claims. [illegible]

Figure 7. Global Cosmetics ODM Market Size, by Product Category, 2025 vs 2032 (%)

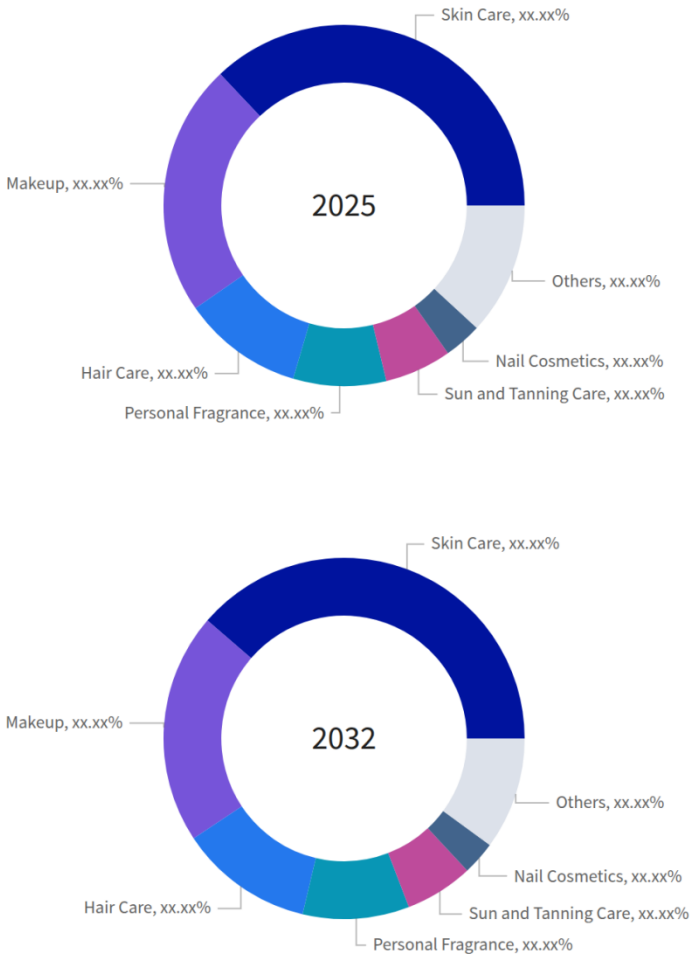

Figure 8. Global Cosmetics ODM Market Size, by Product Category, 2025 vs 2026 vs 2032

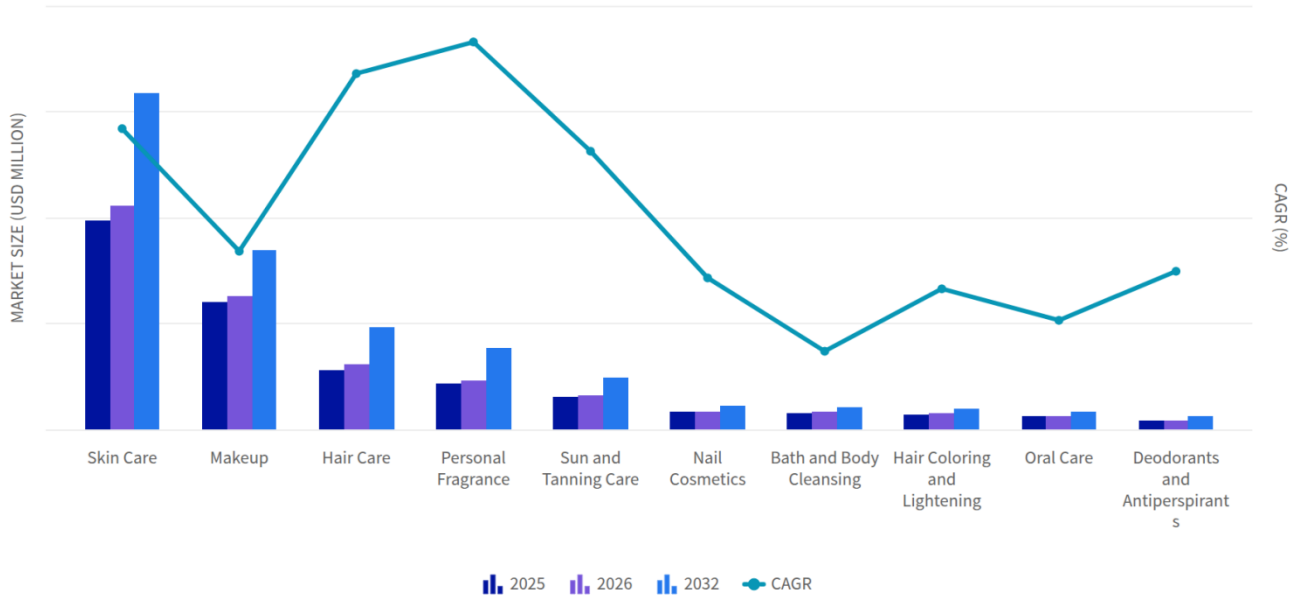

Table 4. Global Cosmetics ODM Market, by Product Category growth contribution, 2025-2032

Category	2025 value (USD Million)	2032 value (USD Million)	Added value (USD Million)	2025 share (%)	2032 share (%)	Change (pp)	Growth share (%)	CAGR (%)
Bath and Body Cleansing	xx.xx	xx.xx	xx.xx	xx.xx	xx.xx	xx.xx	xx.xx	xx.xx
Deodorants and Antiperspirants	xx.xx	xx.xx	xx.xx	xx.xx	xx.xx	xx.xx	xx.xx	xx.xx
External Intimate Care	xx.xx	xx.xx	xx.xx	xx.xx	xx.xx	xx.xx	xx.xx	xx.xx
Hair Care	xx.xx	xx.xx	xx.xx	xx.xx	xx.xx	xx.xx	xx.xx	xx.xx
Hair Coloring and Lightening	xx.xx	xx.xx	xx.xx	xx.xx	xx.xx	xx.xx	xx.xx	xx.xx
Makeup	xx.xx	xx.xx	xx.xx	xx.xx	xx.xx	xx.xx	xx.xx	xx.xx
Nail Cosmetics	xx.xx	xx.xx	xx.xx	xx.xx	xx.xx	xx.xx	xx.xx	xx.xx
Oral Care	xx.xx	xx.xx	xx.xx	xx.xx	xx.xx	xx.xx	xx.xx	xx.xx
Personal Fragrance	xx.xx	xx.xx	xx.xx	xx.xx	xx.xx	xx.xx	xx.xx	xx.xx
Shaving and Hair Removal	xx.xx	xx.xx	xx.xx	xx.xx	xx.xx	xx.xx	xx.xx	xx.xx
Skin Care	xx.xx	xx.xx	xx.xx	xx.xx	xx.xx	xx.xx	xx.xx	xx.xx
Sun and Tanning Care	xx.xx	xx.xx	xx.xx	xx.xx	xx.xx	xx.xx	xx.xx	xx.xx
Scope total	**xx.xx**	**xx.xx**	**xx.xx**	**xx.xx**	**xx.xx**	**xx.xx**	**xx.xx**	**xx.xx**

Table 5. Global Cosmetics ODM Market Size, by Product Category, 2017-2032 (USD Million)

Product Category	2023	2024	2025	2026	2027	2032	CAGR (%)
Bath and Body Cleansing	xx.xx	xx.xx	xx.xx	xx.xx	xx.xx	xx.xx	xx.xx
Deodorants and Antiperspirants	xx.xx	xx.xx	xx.xx	xx.xx	xx.xx	xx.xx	xx.xx
External Intimate Care	xx.xx	xx.xx	xx.xx	xx.xx	xx.xx	xx.xx	xx.xx
Hair Care	xx.xx	xx.xx	xx.xx	xx.xx	xx.xx	xx.xx	xx.xx
Hair Coloring and Lightening	xx.xx	xx.xx	xx.xx	xx.xx	xx.xx	xx.xx	xx.xx
Makeup	xx.xx	xx.xx	xx.xx	xx.xx	xx.xx	xx.xx	xx.xx
Nail Cosmetics	xx.xx	xx.xx	xx.xx	xx.xx	xx.xx	xx.xx	xx.xx
Oral Care	xx.xx	xx.xx	xx.xx	xx.xx	xx.xx	xx.xx	xx.xx
Personal Fragrance	xx.xx	xx.xx	xx.xx	xx.xx	xx.xx	xx.xx	xx.xx
Shaving and Hair Removal	xx.xx	xx.xx	xx.xx	xx.xx	xx.xx	xx.xx	xx.xx
Skin Care	xx.xx	xx.xx	xx.xx	xx.xx	xx.xx	xx.xx	xx.xx
Sun and Tanning Care	xx.xx	xx.xx	xx.xx	xx.xx	xx.xx	xx.xx	xx.xx
Total	**xx.xx**	**xx.xx**	**xx.xx**	**xx.xx**	**xx.xx**	**xx.xx**	**xx.xx**

Sources & Evidence

1. Is It a Cosmetic, a Drug, or Both? (Or Is It Soap?) | FDA
   · FDA bases classification on intended use and identifies cosmetic-drug combinations involving antiperspirants, sun-protection claims, and fluoride toothpaste. Qualifying soap follows a distinct regulatory treatment. These facts support offering-specific pathway qualification. ([fda.gov](https://www.fda.gov/cosmetics/cosmetics-laws-regulations/it-cosmetic-drug-or-both-or-it-soap))
2. Commission Regulation (EU) 2023/1545 of July 26, 2023 - Labeling of Fragrance Allergens in Cosmetic Products
   · Regulation (EU) 2023/xx.xx establishes July xx.xx 2026 market-placement and July xx.xx 2028 making-available transitions for qualifying products affected by expanded fragrance-allergen requirements. ([eur-lex.europa.eu](https://eur-lex.europa.eu/legal-content/EN/TXT/PDF/?uri=CELEX%3A32023R1545))
3. Labeling of Cosmetic Fragrance Allergens - Health Products Regulatory Authority
   · HPRA explains that rebranding, repackaging, reformulation, or relabeling may affect market-placement treatment. Checking a newly branded fragrance's status before reusing artwork is an analytical implication. ([hpra.ie](https://www.hpra.ie/regulation/cosmetics/labelling-and-claims/cosmetic-products-labelling/labelling-of-cosmetic-fragrance-allergens))
4. Cosmetic Product Categories and Codes | FDA
   · FDA distinguishes eye and non-eye makeup, noncoloring hair preparations, hair coloring, manicuring, oral products, cleansing, bath, shaving, and skincare preparations. The category structure supports differentiated product briefs, not supplier equivalence. ([fda.gov](https://www.fda.gov/cosmetics/registration-listing-cosmetic-product-facilities-and-products/cosmetic-product-categories-and-codes))

5. Color Additives and Cosmetics: Fact Sheet | FDA
   · FDA requires color approval for the intended application; eye-area use requires specific permission, and external-cosmetic permissions do not automatically include lips. Platform-reuse qualification is the commercial implication.
   ([fda.gov](https://www.fda.gov/industry/color-additives/color-additives-and-cosmetics-fact-sheet))
6. Nail Care Products | FDA
   · FDA generally classifies home-use and salon nail preparations as cosmetics, separates therapeutic nail products as drugs, and requires necessary hazard warnings for consumer and salon products.
   ([fda.gov](https://www.fda.gov/cosmetics/cosmetic-products/nail-care-products))
7. Guidelines for Control of Cosmetic Products in Malaysia - Illustrative List of Cosmetic Products by Categories
   · Malaysia's August 2022 illustrative cosmetic list recognizes anti-aging, skin whitening, deodorants, antiperspirants, external intimate hygiene, and other included families. It distinguishes disease-treatment products from cosmetics and does not establish worldwide equivalence.
   ([npra.gov.my](https://www.npra.gov.my/~npraweb/images/Guidelines_Central/Guidelines_on_Cosmetic/Annex_I_part_1-_Illustrative_List_of_cosmetic_Products_By_Categories.pdf))
8. Salon Professionals: Fact Sheet | FDA
   · FDA's salon guidance separately addresses hair dyes and straighteners and distinguishes cosmetic-product oversight from workplace and local licensing requirements. Product-specific professional support is an analytical procurement implication.
   ([fda.gov](https://www.fda.gov/cosmetics/resources-industry-cosmetics/salon-professionals-fact-sheet))
9. Required Warning Statement for Tanning Products Without Sunscreen | FDA
   · FDA requires tanning preparations without sunscreen to warn that they do not protect against sunburn and distinguishes cosmetic tanning effects from protection. Separate approval of protective and appearance claims is the commercial implication.
   ([fda.gov](https://www.fda.gov/cosmetics/labeling-regulations/required-warning-statement-tanning-products-without-sunscreen))
10. The Safe Use of Home Tooth Whitening Kits | Health Canada
    · Health Canada classifies tooth-whitening products without fluoride as cosmetics. This is a Canadian product-classification example, not a worldwide oral-care pathway.
    ([canada.ca](https://www.canada.ca/en/health-canada/services/healthy-living/your-health/lifestyles/safe-use-home-tooth-whitening-kits.html))

7.1. Skin Care

Table 6. Global Cosmetics ODM Market, by Skin Care growth contribution, 2025-2032

Category	2025 value (USD Million)	2032 value (USD Million)	Added value (USD Million)	2025 share (%)	2032 share (%)	Change (pp)	Growth share (%)	CAGR (%)
Anti-Aging and Tone Care	xx.xx	xx.xx	xx.xx	xx.xx	xx.xx	xx.xx	xx.xx	xx.xx
Facial Cleansing and Makeup Removal	xx.xx	xx.xx	xx.xx	xx.xx	xx.xx	xx.xx	xx.xx	xx.xx
Moisturizing and Skin Conditioning	xx.xx	xx.xx	xx.xx	xx.xx	xx.xx	xx.xx	xx.xx	xx.xx
Skin Exfoliation	xx.xx	xx.xx	xx.xx	xx.xx	xx.xx	xx.xx	xx.xx	xx.xx
Scope total	**xx.xx**	**xx.xx**	**xx.xx**	**xx.xx**	**xx.xx**	**xx.xx**	**xx.xx**	**xx.xx**

Table 7. Global Cosmetics ODM Market Size, by Skin Care, by Region, 2017-2032 (USD Million)

Region	2023	2024	2025	2026	2027	2032	CAGR (%)
Africa	xx.xx	xx.xx	xx.xx	xx.xx	xx.xx	xx.xx	xx.xx
Asia-Pacific	xx.xx	xx.xx	xx.xx	xx.xx	xx.xx	xx.xx	xx.xx
Europe	xx.xx	xx.xx	xx.xx	xx.xx	xx.xx	xx.xx	xx.xx
Latin America	xx.xx	xx.xx	xx.xx	xx.xx	xx.xx	xx.xx	xx.xx
Middle East	xx.xx	xx.xx	xx.xx	xx.xx	xx.xx	xx.xx	xx.xx
North America	xx.xx	xx.xx	xx.xx	xx.xx	xx.xx	xx.xx	xx.xx
Total	**xx.xx**	**xx.xx**	**xx.xx**	**xx.xx**	**xx.xx**	**xx.xx**	**xx.xx**

Table 8. Global Cosmetics ODM Market Size, by Skin Care, by Group, 2017-2032 (USD Million)

Group	2023	2024	2025	2026	2027	2032	CAGR (%)
ASEAN	xx.xx	xx.xx	xx.xx	xx.xx	xx.xx	xx.xx	xx.xx
BRICS	xx.xx	xx.xx	xx.xx	xx.xx	xx.xx	xx.xx	xx.xx
European Union	xx.xx	xx.xx	xx.xx	xx.xx	xx.xx	xx.xx	xx.xx
G7	xx.xx	xx.xx	xx.xx	xx.xx	xx.xx	xx.xx	xx.xx
GCC	xx.xx	xx.xx	xx.xx	xx.xx	xx.xx	xx.xx	xx.xx
NATO	xx.xx	xx.xx	xx.xx	xx.xx	xx.xx	xx.xx	xx.xx

Table 9. Global Cosmetics ODM Market Size, by Skin Care, by Country, 2017-2032 (USD Million)

Country	2023	2024	2025	2026	2027	2032	CAGR (%)
Australia	xx.xx	xx.xx	xx.xx	xx.xx	xx.xx	xx.xx	xx.xx
Brazil	xx.xx	xx.xx	xx.xx	xx.xx	xx.xx	xx.xx	xx.xx
Canada	xx.xx	xx.xx	xx.xx	xx.xx	xx.xx	xx.xx	xx.xx
China	xx.xx	xx.xx	xx.xx	xx.xx	xx.xx	xx.xx	xx.xx
France	xx.xx	xx.xx	xx.xx	xx.xx	xx.xx	xx.xx	xx.xx
Germany	xx.xx	xx.xx	xx.xx	xx.xx	xx.xx	xx.xx	xx.xx
India	xx.xx	xx.xx	xx.xx	xx.xx	xx.xx	xx.xx	xx.xx
Italy	xx.xx	xx.xx	xx.xx	xx.xx	xx.xx	xx.xx	xx.xx
Japan	xx.xx	xx.xx	xx.xx	xx.xx	xx.xx	xx.xx	xx.xx
Mexico	xx.xx	xx.xx	xx.xx	xx.xx	xx.xx	xx.xx	xx.xx
Russia	xx.xx	xx.xx	xx.xx	xx.xx	xx.xx	xx.xx	xx.xx
South Korea	xx.xx	xx.xx	xx.xx	xx.xx	xx.xx	xx.xx	xx.xx
Spain	xx.xx	xx.xx	xx.xx	xx.xx	xx.xx	xx.xx	xx.xx
United Kingdom	xx.xx	xx.xx	xx.xx	xx.xx	xx.xx	xx.xx	xx.xx
United States	xx.xx	xx.xx	xx.xx	xx.xx	xx.xx	xx.xx	xx.xx
Others	xx.xx	xx.xx	xx.xx	xx.xx	xx.xx	xx.xx	xx.xx
Total	**xx.xx**	**xx.xx**	**xx.xx**	**xx.xx**	**xx.xx**	**xx.xx**	**xx.xx**

7.1.1. Moisturizing and Skin Conditioning

Table 10. Global Cosmetics ODM Market Size, by Moisturizing and Skin Conditioning, by Region, 2017-2032 (USD Million)

Region	2023	2024	2025	2026	2027	2032	CAGR (%)
Africa	xx.xx	xx.xx	xx.xx	xx.xx	xx.xx	xx.xx	xx.xx
Asia-Pacific	xx.xx	xx.xx	xx.xx	xx.xx	xx.xx	xx.xx	xx.xx
Europe	xx.xx	xx.xx	xx.xx	xx.xx	xx.xx	xx.xx	xx.xx
Latin America	xx.xx	xx.xx	xx.xx	xx.xx	xx.xx	xx.xx	xx.xx
Middle East	xx.xx	xx.xx	xx.xx	xx.xx	xx.xx	xx.xx	xx.xx
North America	xx.xx	xx.xx	xx.xx	xx.xx	xx.xx	xx.xx	xx.xx
Total	**xx.xx**	**xx.xx**	**xx.xx**	**xx.xx**	**xx.xx**	**xx.xx**	**xx.xx**

Table 11. Global Cosmetics ODM Market Size, by Moisturizing and Skin Conditioning, by Group, 2017-2032 (USD Million)

Group	2023	2024	2025	2026	2027	2032	CAGR (%)
ASEAN	xx.xx	xx.xx	xx.xx	xx.xx	xx.xx	xx.xx	xx.xx
BRICS	xx.xx	xx.xx	xx.xx	xx.xx	xx.xx	xx.xx	xx.xx
European Union	xx.xx	xx.xx	xx.xx	xx.xx	xx.xx	xx.xx	xx.xx
G7	xx.xx	xx.xx	xx.xx	xx.xx	xx.xx	xx.xx	xx.xx
GCC	xx.xx	xx.xx	xx.xx	xx.xx	xx.xx	xx.xx	xx.xx
NATO	xx.xx	xx.xx	xx.xx	xx.xx	xx.xx	xx.xx	xx.xx

Table 12. Global Cosmetics ODM Market Size, by Moisturizing and Skin Conditioning, by Country, 2017-2032 (USD Million)

Country	2023	2024	2025	2026	2027	2032	CAGR (%)
Australia	xx.xx	xx.xx	xx.xx	xx.xx	xx.xx	xx.xx	xx.xx
Brazil	xx.xx	xx.xx	xx.xx	xx.xx	xx.xx	xx.xx	xx.xx
Canada	xx.xx	xx.xx	xx.xx	xx.xx	xx.xx	xx.xx	xx.xx
China	xx.xx	xx.xx	xx.xx	xx.xx	xx.xx	xx.xx	xx.xx
France	xx.xx	xx.xx	xx.xx	xx.xx	xx.xx	xx.xx	xx.xx
Germany	xx.xx	xx.xx	xx.xx	xx.xx	xx.xx	xx.xx	xx.xx
India	xx.xx	xx.xx	xx.xx	xx.xx	xx.xx	xx.xx	xx.xx
Italy	xx.xx	xx.xx	xx.xx	xx.xx	xx.xx	xx.xx	xx.xx
Japan	xx.xx	xx.xx	xx.xx	xx.xx	xx.xx	xx.xx	xx.xx
Mexico	xx.xx	xx.xx	xx.xx	xx.xx	xx.xx	xx.xx	xx.xx
Russia	xx.xx	xx.xx	xx.xx	xx.xx	xx.xx	xx.xx	xx.xx
South Korea	xx.xx	xx.xx	xx.xx	xx.xx	xx.xx	xx.xx	xx.xx
Spain	xx.xx	xx.xx	xx.xx	xx.xx	xx.xx	xx.xx	xx.xx
United Kingdom	xx.xx	xx.xx	xx.xx	xx.xx	xx.xx	xx.xx	xx.xx
United States	xx.xx	xx.xx	xx.xx	xx.xx	xx.xx	xx.xx	xx.xx
Others	xx.xx	xx.xx	xx.xx	xx.xx	xx.xx	xx.xx	xx.xx
Total	**xx.xx**	**xx.xx**	**xx.xx**	**xx.xx**	**xx.xx**	**xx.xx**	**xx.xx**

7.1.2. Anti-Aging and Tone Care

Table 13. Global Cosmetics ODM Market Size, by Anti-Aging and Tone Care, by Region, 2017-2032 (USD Million)

Region	2023	2024	2025	2026	2027	2032	CAGR (%)
Africa	xx.xx	xx.xx	xx.xx	xx.xx	xx.xx	xx.xx	xx.xx
Asia-Pacific	xx.xx	xx.xx	xx.xx	xx.xx	xx.xx	xx.xx	xx.xx
Europe	xx.xx	xx.xx	xx.xx	xx.xx	xx.xx	xx.xx	xx.xx
Latin America	xx.xx	xx.xx	xx.xx	xx.xx	xx.xx	xx.xx	xx.xx
Middle East	xx.xx	xx.xx	xx.xx	xx.xx	xx.xx	xx.xx	xx.xx
North America	xx.xx	xx.xx	xx.xx	xx.xx	xx.xx	xx.xx	xx.xx
Total	**xx.xx**	**xx.xx**	**xx.xx**	**xx.xx**	**xx.xx**	**xx.xx**	**xx.xx**

Table 14. Global Cosmetics ODM Market Size, by Anti-Aging and Tone Care, by Group, 2017-2032 (USD Million)

Group	2023	2024	2025	2026	2027	2032	CAGR (%)
ASEAN	xx.xx	xx.xx	xx.xx	xx.xx	xx.xx	xx.xx	xx.xx
BRICS	xx.xx	xx.xx	xx.xx	xx.xx	xx.xx	xx.xx	xx.xx
European Union	xx.xx	xx.xx	xx.xx	xx.xx	xx.xx	xx.xx	xx.xx
G7	xx.xx	xx.xx	xx.xx	xx.xx	xx.xx	xx.xx	xx.xx
GCC	xx.xx	xx.xx	xx.xx	xx.xx	xx.xx	xx.xx	xx.xx
NATO	xx.xx	xx.xx	xx.xx	xx.xx	xx.xx	xx.xx	xx.xx

Table 15. Global Cosmetics ODM Market Size, by Anti-Aging and Tone Care, by Country, 2017-2032 (USD Million)

Country	2023	2024	2025	2026	2027	2032	CAGR (%)
Australia	xx.xx	xx.xx	xx.xx	xx.xx	xx.xx	xx.xx	xx.xx
Brazil	xx.xx	xx.xx	xx.xx	xx.xx	xx.xx	xx.xx	xx.xx
Canada	xx.xx	xx.xx	xx.xx	xx.xx	xx.xx	xx.xx	xx.xx
China	xx.xx	xx.xx	xx.xx	xx.xx	xx.xx	xx.xx	xx.xx
France	xx.xx	xx.xx	xx.xx	xx.xx	xx.xx	xx.xx	xx.xx
Germany	xx.xx	xx.xx	xx.xx	xx.xx	xx.xx	xx.xx	xx.xx
India	xx.xx	xx.xx	xx.xx	xx.xx	xx.xx	xx.xx	xx.xx
Italy	xx.xx	xx.xx	xx.xx	xx.xx	xx.xx	xx.xx	xx.xx
Japan	xx.xx	xx.xx	xx.xx	xx.xx	xx.xx	xx.xx	xx.xx
Mexico	xx.xx	xx.xx	xx.xx	xx.xx	xx.xx	xx.xx	xx.xx
Russia	xx.xx	xx.xx	xx.xx	xx.xx	xx.xx	xx.xx	xx.xx
South Korea	xx.xx	xx.xx	xx.xx	xx.xx	xx.xx	xx.xx	xx.xx
Spain	xx.xx	xx.xx	xx.xx	xx.xx	xx.xx	xx.xx	xx.xx
United Kingdom	xx.xx	xx.xx	xx.xx	xx.xx	xx.xx	xx.xx	xx.xx
United States	xx.xx	xx.xx	xx.xx	xx.xx	xx.xx	xx.xx	xx.xx
Others	xx.xx	xx.xx	xx.xx	xx.xx	xx.xx	xx.xx	xx.xx
Total	**xx.xx**	**xx.xx**	**xx.xx**	**xx.xx**	**xx.xx**	**xx.xx**	**xx.xx**

7.1.3. Facial Cleansing and Makeup Removal

Table 16. Global Cosmetics ODM Market Size, by Facial Cleansing and Makeup Removal, by Region, 2017-2032 (USD Million)

Region	2023	2024	2025	2026	2027	2032	CAGR (%)
Africa	xx.xx	xx.xx	xx.xx	xx.xx	xx.xx	xx.xx	xx.xx
Asia-Pacific	xx.xx	xx.xx	xx.xx	xx.xx	xx.xx	xx.xx	xx.xx
Europe	xx.xx	xx.xx	xx.xx	xx.xx	xx.xx	xx.xx	xx.xx
Latin America	xx.xx	xx.xx	xx.xx	xx.xx	xx.xx	xx.xx	xx.xx
Middle East	xx.xx	xx.xx	xx.xx	xx.xx	xx.xx	xx.xx	xx.xx
North America	xx.xx	xx.xx	xx.xx	xx.xx	xx.xx	xx.xx	xx.xx
Total	**xx.xx**	**xx.xx**	**xx.xx**	**xx.xx**	**xx.xx**	**xx.xx**	**xx.xx**

Table 17. Global Cosmetics ODM Market Size, by Facial Cleansing and Makeup Removal, by Group, 2017-2032 (USD Million)

Group	2023	2024	2025	2026	2027	2032	CAGR (%)
ASEAN	xx.xx	xx.xx	xx.xx	xx.xx	xx.xx	xx.xx	xx.xx
BRICS	xx.xx	xx.xx	xx.xx	xx.xx	xx.xx	xx.xx	xx.xx
European Union	xx.xx	xx.xx	xx.xx	xx.xx	xx.xx	xx.xx	xx.xx
G7	xx.xx	xx.xx	xx.xx	xx.xx	xx.xx	xx.xx	xx.xx
GCC	xx.xx	xx.xx	xx.xx	xx.xx	xx.xx	xx.xx	xx.xx
NATO	xx.xx	xx.xx	xx.xx	xx.xx	xx.xx	xx.xx	xx.xx

Table 18. Global Cosmetics ODM Market Size, by Facial Cleansing and Makeup Removal, by Country, 2017-2032 (USD Million)

Country	2023	2024	2025	2026	2027	2032	CAGR (%)
Australia	xx.xx	xx.xx	xx.xx	xx.xx	xx.xx	xx.xx	xx.xx
Brazil	xx.xx	xx.xx	xx.xx	xx.xx	xx.xx	xx.xx	xx.xx
Canada	xx.xx	xx.xx	xx.xx	xx.xx	xx.xx	xx.xx	xx.xx
China	xx.xx	xx.xx	xx.xx	xx.xx	xx.xx	xx.xx	xx.xx
France	xx.xx	xx.xx	xx.xx	xx.xx	xx.xx	xx.xx	xx.xx
Germany	xx.xx	xx.xx	xx.xx	xx.xx	xx.xx	xx.xx	xx.xx
India	xx.xx	xx.xx	xx.xx	xx.xx	xx.xx	xx.xx	xx.xx
Italy	xx.xx	xx.xx	xx.xx	xx.xx	xx.xx	xx.xx	xx.xx
Japan	xx.xx	xx.xx	xx.xx	xx.xx	xx.xx	xx.xx	xx.xx
Mexico	xx.xx	xx.xx	xx.xx	xx.xx	xx.xx	xx.xx	xx.xx
Russia	xx.xx	xx.xx	xx.xx	xx.xx	xx.xx	xx.xx	xx.xx
South Korea	xx.xx	xx.xx	xx.xx	xx.xx	xx.xx	xx.xx	xx.xx
Spain	xx.xx	xx.xx	xx.xx	xx.xx	xx.xx	xx.xx	xx.xx
United Kingdom	xx.xx	xx.xx	xx.xx	xx.xx	xx.xx	xx.xx	xx.xx
United States	xx.xx	xx.xx	xx.xx	xx.xx	xx.xx	xx.xx	xx.xx
Others	xx.xx	xx.xx	xx.xx	xx.xx	xx.xx	xx.xx	xx.xx
Total	**xx.xx**	**xx.xx**	**xx.xx**	**xx.xx**	**xx.xx**	**xx.xx**	**xx.xx**

7.1.4. Skin Exfoliation

Table 19. Global Cosmetics ODM Market Size, by Skin Exfoliation, by Region, 2017-2032 (USD Million)

Region	2023	2024	2025	2026	2027	2032	CAGR (%)
Africa	xx.xx	xx.xx	xx.xx	xx.xx	xx.xx	xx.xx	xx.xx
Asia-Pacific	xx.xx	xx.xx	xx.xx	xx.xx	xx.xx	xx.xx	xx.xx
Europe	xx.xx	xx.xx	xx.xx	xx.xx	xx.xx	xx.xx	xx.xx
Latin America	xx.xx	xx.xx	xx.xx	xx.xx	xx.xx	xx.xx	xx.xx
Middle East	xx.xx	xx.xx	xx.xx	xx.xx	xx.xx	xx.xx	xx.xx
North America	xx.xx	xx.xx	xx.xx	xx.xx	xx.xx	xx.xx	xx.xx
Total	**xx.xx**	**xx.xx**	**xx.xx**	**xx.xx**	**xx.xx**	**xx.xx**	**xx.xx**

Table 20. Global Cosmetics ODM Market Size, by Skin Exfoliation, by Group, 2017-2032 (USD Million)

Group	2023	2024	2025	2026	2027	2032	CAGR (%)
ASEAN	xx.xx	xx.xx	xx.xx	xx.xx	xx.xx	xx.xx	xx.xx
BRICS	xx.xx	xx.xx	xx.xx	xx.xx	xx.xx	xx.xx	xx.xx
European Union	xx.xx	xx.xx	xx.xx	xx.xx	xx.xx	xx.xx	xx.xx
G7	xx.xx	xx.xx	xx.xx	xx.xx	xx.xx	xx.xx	xx.xx
GCC	xx.xx	xx.xx	xx.xx	xx.xx	xx.xx	xx.xx	xx.xx
NATO	xx.xx	xx.xx	xx.xx	xx.xx	xx.xx	xx.xx	xx.xx

Table 21. Global Cosmetics ODM Market Size, by Skin Exfoliation, by Country, 2017-2032 (USD Million)

Country	2023	2024	2025	2026	2027	2032	CAGR (%)
Australia	xx.xx	xx.xx	xx.xx	xx.xx	xx.xx	xx.xx	xx.xx
Brazil	xx.xx	xx.xx	xx.xx	xx.xx	xx.xx	xx.xx	xx.xx
Canada	xx.xx	xx.xx	xx.xx	xx.xx	xx.xx	xx.xx	xx.xx
China	xx.xx	xx.xx	xx.xx	xx.xx	xx.xx	xx.xx	xx.xx
France	xx.xx	xx.xx	xx.xx	xx.xx	xx.xx	xx.xx	xx.xx
Germany	xx.xx	xx.xx	xx.xx	xx.xx	xx.xx	xx.xx	xx.xx
India	xx.xx	xx.xx	xx.xx	xx.xx	xx.xx	xx.xx	xx.xx
Italy	xx.xx	xx.xx	xx.xx	xx.xx	xx.xx	xx.xx	xx.xx
Japan	xx.xx	xx.xx	xx.xx	xx.xx	xx.xx	xx.xx	xx.xx
Mexico	xx.xx	xx.xx	xx.xx	xx.xx	xx.xx	xx.xx	xx.xx
Russia	xx.xx	xx.xx	xx.xx	xx.xx	xx.xx	xx.xx	xx.xx
South Korea	xx.xx	xx.xx	xx.xx	xx.xx	xx.xx	xx.xx	xx.xx
Spain	xx.xx	xx.xx	xx.xx	xx.xx	xx.xx	xx.xx	xx.xx
United Kingdom	xx.xx	xx.xx	xx.xx	xx.xx	xx.xx	xx.xx	xx.xx
United States	xx.xx	xx.xx	xx.xx	xx.xx	xx.xx	xx.xx	xx.xx
Others	xx.xx	xx.xx	xx.xx	xx.xx	xx.xx	xx.xx	xx.xx
Total	**xx.xx**	**xx.xx**	**xx.xx**	**xx.xx**	**xx.xx**	**xx.xx**	**xx.xx**

7.2. Makeup

Table 22. Global Cosmetics ODM Market, by Makeup growth contribution, 2025-2032

Category	2025 value (USD Million)	2032 value (USD Million)	Added value (USD Million)	2025 share (%)	2032 share (%)	Change (pp)	Growth share (%)	CAGR (%)
Body Makeup	xx.xx	xx.xx	xx.xx	xx.xx	xx.xx	xx.xx	xx.xx	xx.xx
Eye and Brow Cosmetics	xx.xx	xx.xx	xx.xx	xx.xx	xx.xx	xx.xx	xx.xx	xx.xx
Face Makeup	xx.xx	xx.xx	xx.xx	xx.xx	xx.xx	xx.xx	xx.xx	xx.xx
Lip Makeup	xx.xx	xx.xx	xx.xx	xx.xx	xx.xx	xx.xx	xx.xx	xx.xx
Scope total	**xx.xx**	**xx.xx**	**xx.xx**	**xx.xx**	**xx.xx**	**xx.xx**	**xx.xx**	**xx.xx**

Table 23. Global Cosmetics ODM Market Size, by Makeup, by Region, 2017-2032 (USD Million)

Region	2023	2024	2025	2026	2027	2032	CAGR (%)
Africa	xx.xx	xx.xx	xx.xx	xx.xx	xx.xx	xx.xx	xx.xx
Asia-Pacific	xx.xx	xx.xx	xx.xx	xx.xx	xx.xx	xx.xx	xx.xx
Europe	xx.xx	xx.xx	xx.xx	xx.xx	xx.xx	xx.xx	xx.xx
Latin America	xx.xx	xx.xx	xx.xx	xx.xx	xx.xx	xx.xx	xx.xx
Middle East	xx.xx	xx.xx	xx.xx	xx.xx	xx.xx	xx.xx	xx.xx
North America	xx.xx	xx.xx	xx.xx	xx.xx	xx.xx	xx.xx	xx.xx
Total	**xx.xx**	**xx.xx**	**xx.xx**	**xx.xx**	**xx.xx**	**xx.xx**	**xx.xx**

Table 24. Global Cosmetics ODM Market Size, by Makeup, by Group, 2017-2032 (USD Million)

Group	2023	2024	2025	2026	2027	2032	CAGR (%)
ASEAN	xx.xx	xx.xx	xx.xx	xx.xx	xx.xx	xx.xx	xx.xx
BRICS	xx.xx	xx.xx	xx.xx	xx.xx	xx.xx	xx.xx	xx.xx
European Union	xx.xx	xx.xx	xx.xx	xx.xx	xx.xx	xx.xx	xx.xx
G7	xx.xx	xx.xx	xx.xx	xx.xx	xx.xx	xx.xx	xx.xx
GCC	xx.xx	xx.xx	xx.xx	xx.xx	xx.xx	xx.xx	xx.xx
NATO	xx.xx	xx.xx	xx.xx	xx.xx	xx.xx	xx.xx	xx.xx

Table 25. Global Cosmetics ODM Market Size, by Makeup, by Country, 2017-2032 (USD Million)

Country	2023	2024	2025	2026	2027	2032	CAGR (%)
Australia	xx.xx	xx.xx	xx.xx	xx.xx	xx.xx	xx.xx	xx.xx
Brazil	xx.xx	xx.xx	xx.xx	xx.xx	xx.xx	xx.xx	xx.xx
Canada	xx.xx	xx.xx	xx.xx	xx.xx	xx.xx	xx.xx	xx.xx
China	xx.xx	xx.xx	xx.xx	xx.xx	xx.xx	xx.xx	xx.xx
France	xx.xx	xx.xx	xx.xx	xx.xx	xx.xx	xx.xx	xx.xx
Germany	xx.xx	xx.xx	xx.xx	xx.xx	xx.xx	xx.xx	xx.xx
India	xx.xx	xx.xx	xx.xx	xx.xx	xx.xx	xx.xx	xx.xx
Italy	xx.xx	xx.xx	xx.xx	xx.xx	xx.xx	xx.xx	xx.xx
Japan	xx.xx	xx.xx	xx.xx	xx.xx	xx.xx	xx.xx	xx.xx
Mexico	xx.xx	xx.xx	xx.xx	xx.xx	xx.xx	xx.xx	xx.xx
Russia	xx.xx	xx.xx	xx.xx	xx.xx	xx.xx	xx.xx	xx.xx
South Korea	xx.xx	xx.xx	xx.xx	xx.xx	xx.xx	xx.xx	xx.xx
Spain	xx.xx	xx.xx	xx.xx	xx.xx	xx.xx	xx.xx	xx.xx
United Kingdom	xx.xx	xx.xx	xx.xx	xx.xx	xx.xx	xx.xx	xx.xx
United States	xx.xx	xx.xx	xx.xx	xx.xx	xx.xx	xx.xx	xx.xx
Others	xx.xx	xx.xx	xx.xx	xx.xx	xx.xx	xx.xx	xx.xx
Total	**xx.xx**	**xx.xx**	**xx.xx**	**xx.xx**	**xx.xx**	**xx.xx**	**xx.xx**

7.2.1. Face Makeup

Table 26. Global Cosmetics ODM Market Size, by Face Makeup, by Region, 2017-2032 (USD Million)

Region	2023	2024	2025	2026	2027	2032	CAGR (%)
Africa	xx.xx	xx.xx	xx.xx	xx.xx	xx.xx	xx.xx	xx.xx
Asia-Pacific	xx.xx	xx.xx	xx.xx	xx.xx	xx.xx	xx.xx	xx.xx
Europe	xx.xx	xx.xx	xx.xx	xx.xx	xx.xx	xx.xx	xx.xx
Latin America	xx.xx	xx.xx	xx.xx	xx.xx	xx.xx	xx.xx	xx.xx
Middle East	xx.xx	xx.xx	xx.xx	xx.xx	xx.xx	xx.xx	xx.xx
North America	xx.xx	xx.xx	xx.xx	xx.xx	xx.xx	xx.xx	xx.xx
Total	**xx.xx**	**xx.xx**	**xx.xx**	**xx.xx**	**xx.xx**	**xx.xx**	**xx.xx**

Table 27. Global Cosmetics ODM Market Size, by Face Makeup, by Group, 2017-2032 (USD Million)

Group	2023	2024	2025	2026	2027	2032	CAGR (%)
ASEAN	xx.xx	xx.xx	xx.xx	xx.xx	xx.xx	xx.xx	xx.xx
BRICS	xx.xx	xx.xx	xx.xx	xx.xx	xx.xx	xx.xx	xx.xx
European Union	xx.xx	xx.xx	xx.xx	xx.xx	xx.xx	xx.xx	xx.xx
G7	xx.xx	xx.xx	xx.xx	xx.xx	xx.xx	xx.xx	xx.xx
GCC	xx.xx	xx.xx	xx.xx	xx.xx	xx.xx	xx.xx	xx.xx
NATO	xx.xx	xx.xx	xx.xx	xx.xx	xx.xx	xx.xx	xx.xx

Table 28. Global Cosmetics ODM Market Size, by Face Makeup, by Country, 2017-2032 (USD Million)

Country	2023	2024	2025	2026	2027	2032	CAGR (%)
Australia	xx.xx	xx.xx	xx.xx	xx.xx	xx.xx	xx.xx	xx.xx
Brazil	xx.xx	xx.xx	xx.xx	xx.xx	xx.xx	xx.xx	xx.xx
Canada	xx.xx	xx.xx	xx.xx	xx.xx	xx.xx	xx.xx	xx.xx
China	xx.xx	xx.xx	xx.xx	xx.xx	xx.xx	xx.xx	xx.xx
France	xx.xx	xx.xx	xx.xx	xx.xx	xx.xx	xx.xx	xx.xx
Germany	xx.xx	xx.xx	xx.xx	xx.xx	xx.xx	xx.xx	xx.xx
India	xx.xx	xx.xx	xx.xx	xx.xx	xx.xx	xx.xx	xx.xx
Italy	xx.xx	xx.xx	xx.xx	xx.xx	xx.xx	xx.xx	xx.xx
Japan	xx.xx	xx.xx	xx.xx	xx.xx	xx.xx	xx.xx	xx.xx
Mexico	xx.xx	xx.xx	xx.xx	xx.xx	xx.xx	xx.xx	xx.xx
Russia	xx.xx	xx.xx	xx.xx	xx.xx	xx.xx	xx.xx	xx.xx
South Korea	xx.xx	xx.xx	xx.xx	xx.xx	xx.xx	xx.xx	xx.xx
Spain	xx.xx	xx.xx	xx.xx	xx.xx	xx.xx	xx.xx	xx.xx
United Kingdom	xx.xx	xx.xx	xx.xx	xx.xx	xx.xx	xx.xx	xx.xx
United States	xx.xx	xx.xx	xx.xx	xx.xx	xx.xx	xx.xx	xx.xx
Others	xx.xx	xx.xx	xx.xx	xx.xx	xx.xx	xx.xx	xx.xx
Total	**xx.xx**	**xx.xx**	**xx.xx**	**xx.xx**	**xx.xx**	**xx.xx**	**xx.xx**

7.2.2. Lip Makeup

Table 29. Global Cosmetics ODM Market Size, by Lip Makeup, by Region, 2017-2032 (USD Million)

Region	2023	2024	2025	2026	2027	2032	CAGR (%)
Africa	xx.xx	xx.xx	xx.xx	xx.xx	xx.xx	xx.xx	xx.xx
Asia-Pacific	xx.xx	xx.xx	xx.xx	xx.xx	xx.xx	xx.xx	xx.xx
Europe	xx.xx	xx.xx	xx.xx	xx.xx	xx.xx	xx.xx	xx.xx
Latin America	xx.xx	xx.xx	xx.xx	xx.xx	xx.xx	xx.xx	xx.xx
Middle East	xx.xx	xx.xx	xx.xx	xx.xx	xx.xx	xx.xx	xx.xx
North America	xx.xx	xx.xx	xx.xx	xx.xx	xx.xx	xx.xx	xx.xx
Total	**xx.xx**	**xx.xx**	**xx.xx**	**xx.xx**	**xx.xx**	**xx.xx**	**xx.xx**

Table 30. Global Cosmetics ODM Market Size, by Lip Makeup, by Group, 2017-2032 (USD Million)

Group	2023	2024	2025	2026	2027	2032	CAGR (%)
ASEAN	xx.xx	xx.xx	xx.xx	xx.xx	xx.xx	xx.xx	xx.xx
BRICS	xx.xx	xx.xx	xx.xx	xx.xx	xx.xx	xx.xx	xx.xx
European Union	xx.xx	xx.xx	xx.xx	xx.xx	xx.xx	xx.xx	xx.xx
G7	xx.xx	xx.xx	xx.xx	xx.xx	xx.xx	xx.xx	xx.xx
GCC	xx.xx	xx.xx	xx.xx	xx.xx	xx.xx	xx.xx	xx.xx
NATO	xx.xx	xx.xx	xx.xx	xx.xx	xx.xx	xx.xx	xx.xx

Table 31. Global Cosmetics ODM Market Size, by Lip Makeup, by Country, 2017-2032 (USD Million)

Country	2023	2024	2025	2026	2027	2032	CAGR (%)
Australia	xx.xx	xx.xx	xx.xx	xx.xx	xx.xx	xx.xx	xx.xx
Brazil	xx.xx	xx.xx	xx.xx	xx.xx	xx.xx	xx.xx	xx.xx
Canada	xx.xx	xx.xx	xx.xx	xx.xx	xx.xx	xx.xx	xx.xx
China	xx.xx	xx.xx	xx.xx	xx.xx	xx.xx	xx.xx	xx.xx
France	xx.xx	xx.xx	xx.xx	xx.xx	xx.xx	xx.xx	xx.xx
Germany	xx.xx	xx.xx	xx.xx	xx.xx	xx.xx	xx.xx	xx.xx
India	xx.xx	xx.xx	xx.xx	xx.xx	xx.xx	xx.xx	xx.xx
Italy	xx.xx	xx.xx	xx.xx	xx.xx	xx.xx	xx.xx	xx.xx
Japan	xx.xx	xx.xx	xx.xx	xx.xx	xx.xx	xx.xx	xx.xx
Mexico	xx.xx	xx.xx	xx.xx	xx.xx	xx.xx	xx.xx	xx.xx
Russia	xx.xx	xx.xx	xx.xx	xx.xx	xx.xx	xx.xx	xx.xx
South Korea	xx.xx	xx.xx	xx.xx	xx.xx	xx.xx	xx.xx	xx.xx
Spain	xx.xx	xx.xx	xx.xx	xx.xx	xx.xx	xx.xx	xx.xx
United Kingdom	xx.xx	xx.xx	xx.xx	xx.xx	xx.xx	xx.xx	xx.xx
United States	xx.xx	xx.xx	xx.xx	xx.xx	xx.xx	xx.xx	xx.xx
Others	xx.xx	xx.xx	xx.xx	xx.xx	xx.xx	xx.xx	xx.xx
Total	**xx.xx**	**xx.xx**	**xx.xx**	**xx.xx**	**xx.xx**	**xx.xx**	**xx.xx**

7.2.3. Eye and Brow Cosmetics

Table 32. Global Cosmetics ODM Market Size, by Eye and Brow Cosmetics, by Region, 2017-2032 (USD Million)

Region	2023	2024	2025	2026	2027	2032	CAGR (%)
Africa	xx.xx	xx.xx	xx.xx	xx.xx	xx.xx	xx.xx	xx.xx
Asia-Pacific	xx.xx	xx.xx	xx.xx	xx.xx	xx.xx	xx.xx	xx.xx
Europe	xx.xx	xx.xx	xx.xx	xx.xx	xx.xx	xx.xx	xx.xx
Latin America	xx.xx	xx.xx	xx.xx	xx.xx	xx.xx	xx.xx	xx.xx
Middle East	xx.xx	xx.xx	xx.xx	xx.xx	xx.xx	xx.xx	xx.xx
North America	xx.xx	xx.xx	xx.xx	xx.xx	xx.xx	xx.xx	xx.xx
Total	**xx.xx**	**xx.xx**	**xx.xx**	**xx.xx**	**xx.xx**	**xx.xx**	**xx.xx**

Table 33. Global Cosmetics ODM Market Size, by Eye and Brow Cosmetics, by Group, 2017-2032 (USD Million)

Group	2023	2024	2025	2026	2027	2032	CAGR (%)
ASEAN	xx.xx	xx.xx	xx.xx	xx.xx	xx.xx	xx.xx	xx.xx
BRICS	xx.xx	xx.xx	xx.xx	xx.xx	xx.xx	xx.xx	xx.xx
European Union	xx.xx	xx.xx	xx.xx	xx.xx	xx.xx	xx.xx	xx.xx
G7	xx.xx	xx.xx	xx.xx	xx.xx	xx.xx	xx.xx	xx.xx
GCC	xx.xx	xx.xx	xx.xx	xx.xx	xx.xx	xx.xx	xx.xx
NATO	xx.xx	xx.xx	xx.xx	xx.xx	xx.xx	xx.xx	xx.xx

Table 34. Global Cosmetics ODM Market Size, by Eye and Brow Cosmetics, by Country, 2017-2032 (USD Million)

Country	2023	2024	2025	2026	2027	2032	CAGR (%)
Australia	xx.xx	xx.xx	xx.xx	xx.xx	xx.xx	xx.xx	xx.xx
Brazil	xx.xx	xx.xx	xx.xx	xx.xx	xx.xx	xx.xx	xx.xx
Canada	xx.xx	xx.xx	xx.xx	xx.xx	xx.xx	xx.xx	xx.xx
China	xx.xx	xx.xx	xx.xx	xx.xx	xx.xx	xx.xx	xx.xx
France	xx.xx	xx.xx	xx.xx	xx.xx	xx.xx	xx.xx	xx.xx
Germany	xx.xx	xx.xx	xx.xx	xx.xx	xx.xx	xx.xx	xx.xx
India	xx.xx	xx.xx	xx.xx	xx.xx	xx.xx	xx.xx	xx.xx
Italy	xx.xx	xx.xx	xx.xx	xx.xx	xx.xx	xx.xx	xx.xx
Japan	xx.xx	xx.xx	xx.xx	xx.xx	xx.xx	xx.xx	xx.xx
Mexico	xx.xx	xx.xx	xx.xx	xx.xx	xx.xx	xx.xx	xx.xx
Russia	xx.xx	xx.xx	xx.xx	xx.xx	xx.xx	xx.xx	xx.xx
South Korea	xx.xx	xx.xx	xx.xx	xx.xx	xx.xx	xx.xx	xx.xx
Spain	xx.xx	xx.xx	xx.xx	xx.xx	xx.xx	xx.xx	xx.xx
United Kingdom	xx.xx	xx.xx	xx.xx	xx.xx	xx.xx	xx.xx	xx.xx
United States	xx.xx	xx.xx	xx.xx	xx.xx	xx.xx	xx.xx	xx.xx
Others	xx.xx	xx.xx	xx.xx	xx.xx	xx.xx	xx.xx	xx.xx
Total	**xx.xx**	**xx.xx**	**xx.xx**	**xx.xx**	**xx.xx**	**xx.xx**	**xx.xx**

7.2.4. Body Makeup

Table 35. Global Cosmetics ODM Market Size, by Body Makeup, by Region, 2017-2032 (USD Million)

Region	2023	2024	2025	2026	2027	2032	CAGR (%)
Africa	xx.xx	xx.xx	xx.xx	xx.xx	xx.xx	xx.xx	xx.xx
Asia-Pacific	xx.xx	xx.xx	xx.xx	xx.xx	xx.xx	xx.xx	xx.xx
Europe	xx.xx	xx.xx	xx.xx	xx.xx	xx.xx	xx.xx	xx.xx
Latin America	xx.xx	xx.xx	xx.xx	xx.xx	xx.xx	xx.xx	xx.xx
Middle East	xx.xx	xx.xx	xx.xx	xx.xx	xx.xx	xx.xx	xx.xx
North America	xx.xx	xx.xx	xx.xx	xx.xx	xx.xx	xx.xx	xx.xx
Total	**xx.xx**	**xx.xx**	**xx.xx**	**xx.xx**	**xx.xx**	**xx.xx**	**xx.xx**

Table 36. Global Cosmetics ODM Market Size, by Body Makeup, by Group, 2017-2032 (USD Million)

Group	2023	2024	2025	2026	2027	2032	CAGR (%)
ASEAN	xx.xx	xx.xx	xx.xx	xx.xx	xx.xx	xx.xx	xx.xx
BRICS	xx.xx	xx.xx	xx.xx	xx.xx	xx.xx	xx.xx	xx.xx
European Union	xx.xx	xx.xx	xx.xx	xx.xx	xx.xx	xx.xx	xx.xx
G7	xx.xx	xx.xx	xx.xx	xx.xx	xx.xx	xx.xx	xx.xx
GCC	xx.xx	xx.xx	xx.xx	xx.xx	xx.xx	xx.xx	xx.xx
NATO	xx.xx	xx.xx	xx.xx	xx.xx	xx.xx	xx.xx	xx.xx

Table 37. Global Cosmetics ODM Market Size, by Body Makeup, by Country, 2017-2032 (USD Million)

Country	2023	2024	2025	2026	2027	2032	CAGR (%)
Australia	xx.xx	xx.xx	xx.xx	xx.xx	xx.xx	xx.xx	xx.xx
Brazil	xx.xx	xx.xx	xx.xx	xx.xx	xx.xx	xx.xx	xx.xx
Canada	xx.xx	xx.xx	xx.xx	xx.xx	xx.xx	xx.xx	xx.xx
China	xx.xx	xx.xx	xx.xx	xx.xx	xx.xx	xx.xx	xx.xx
France	xx.xx	xx.xx	xx.xx	xx.xx	xx.xx	xx.xx	xx.xx
Germany	xx.xx	xx.xx	xx.xx	xx.xx	xx.xx	xx.xx	xx.xx
India	xx.xx	xx.xx	xx.xx	xx.xx	xx.xx	xx.xx	xx.xx
Italy	xx.xx	xx.xx	xx.xx	xx.xx	xx.xx	xx.xx	xx.xx
Japan	xx.xx	xx.xx	xx.xx	xx.xx	xx.xx	xx.xx	xx.xx
Mexico	xx.xx	xx.xx	xx.xx	xx.xx	xx.xx	xx.xx	xx.xx
Russia	xx.xx	xx.xx	xx.xx	xx.xx	xx.xx	xx.xx	xx.xx
South Korea	xx.xx	xx.xx	xx.xx	xx.xx	xx.xx	xx.xx	xx.xx
Spain	xx.xx	xx.xx	xx.xx	xx.xx	xx.xx	xx.xx	xx.xx
United Kingdom	xx.xx	xx.xx	xx.xx	xx.xx	xx.xx	xx.xx	xx.xx
United States	xx.xx	xx.xx	xx.xx	xx.xx	xx.xx	xx.xx	xx.xx
Others	xx.xx	xx.xx	xx.xx	xx.xx	xx.xx	xx.xx	xx.xx
Total	**xx.xx**	**xx.xx**	**xx.xx**	**xx.xx**	**xx.xx**	**xx.xx**	**xx.xx**

7.3. Hair Care

Table 38. Global Cosmetics ODM Market, by Hair Care growth contribution, 2025-2032

Category	2025 value (USD Million)	2032 value (USD Million)	Added value (USD Million)	2025 share (%)	2032 share (%)	Change (pp)	Growth share (%)	CAGR (%)
Hair Cleansing	xx.xx	xx.xx	xx.xx	xx.xx	xx.xx	xx.xx	xx.xx	xx.xx
Hair Conditioning and Scalp Care	xx.xx	xx.xx	xx.xx	xx.xx	xx.xx	xx.xx	xx.xx	xx.xx
Hair Styling	xx.xx	xx.xx	xx.xx	xx.xx	xx.xx	xx.xx	xx.xx	xx.xx
Hair Texture Modification	xx.xx	xx.xx	xx.xx	xx.xx	xx.xx	xx.xx	xx.xx	xx.xx
Scope total	**xx.xx**	**xx.xx**	**xx.xx**	**xx.xx**	**xx.xx**	**xx.xx**	**xx.xx**	**xx.xx**

Table 39. Global Cosmetics ODM Market Size, by Hair Care, by Region, 2017-2032 (USD Million)

Region	2023	2024	2025	2026	2027	2032	CAGR (%)
Africa	xx.xx	xx.xx	xx.xx	xx.xx	xx.xx	xx.xx	xx.xx
Asia-Pacific	xx.xx	xx.xx	xx.xx	xx.xx	xx.xx	xx.xx	xx.xx
Europe	xx.xx	xx.xx	xx.xx	xx.xx	xx.xx	xx.xx	xx.xx
Latin America	xx.xx	xx.xx	xx.xx	xx.xx	xx.xx	xx.xx	xx.xx
Middle East	xx.xx	xx.xx	xx.xx	xx.xx	xx.xx	xx.xx	xx.xx
North America	xx.xx	xx.xx	xx.xx	xx.xx	xx.xx	xx.xx	xx.xx
Total	**xx.xx**	**xx.xx**	**xx.xx**	**xx.xx**	**xx.xx**	**xx.xx**	**xx.xx**

Table 40. Global Cosmetics ODM Market Size, by Hair Care, by Group, 2017-2032 (USD Million)

Group	2023	2024	2025	2026	2027	2032	CAGR (%)
ASEAN	xx.xx	xx.xx	xx.xx	xx.xx	xx.xx	xx.xx	xx.xx
BRICS	xx.xx	xx.xx	xx.xx	xx.xx	xx.xx	xx.xx	xx.xx
European Union	xx.xx	xx.xx	xx.xx	xx.xx	xx.xx	xx.xx	xx.xx
G7	xx.xx	xx.xx	xx.xx	xx.xx	xx.xx	xx.xx	xx.xx
GCC	xx.xx	xx.xx	xx.xx	xx.xx	xx.xx	xx.xx	xx.xx
NATO	xx.xx	xx.xx	xx.xx	xx.xx	xx.xx	xx.xx	xx.xx

Table 41. Global Cosmetics ODM Market Size, by Hair Care, by Country, 2017-2032 (USD Million)

Country	2023	2024	2025	2026	2027	2032	CAGR (%)
Australia	xx.xx	xx.xx	xx.xx	xx.xx	xx.xx	xx.xx	xx.xx
Brazil	xx.xx	xx.xx	xx.xx	xx.xx	xx.xx	xx.xx	xx.xx
Canada	xx.xx	xx.xx	xx.xx	xx.xx	xx.xx	xx.xx	xx.xx
China	xx.xx	xx.xx	xx.xx	xx.xx	xx.xx	xx.xx	xx.xx
France	xx.xx	xx.xx	xx.xx	xx.xx	xx.xx	xx.xx	xx.xx
Germany	xx.xx	xx.xx	xx.xx	xx.xx	xx.xx	xx.xx	xx.xx
India	xx.xx	xx.xx	xx.xx	xx.xx	xx.xx	xx.xx	xx.xx
Italy	xx.xx	xx.xx	xx.xx	xx.xx	xx.xx	xx.xx	xx.xx
Japan	xx.xx	xx.xx	xx.xx	xx.xx	xx.xx	xx.xx	xx.xx
Mexico	xx.xx	xx.xx	xx.xx	xx.xx	xx.xx	xx.xx	xx.xx
Russia	xx.xx	xx.xx	xx.xx	xx.xx	xx.xx	xx.xx	xx.xx
South Korea	xx.xx	xx.xx	xx.xx	xx.xx	xx.xx	xx.xx	xx.xx
Spain	xx.xx	xx.xx	xx.xx	xx.xx	xx.xx	xx.xx	xx.xx
United Kingdom	xx.xx	xx.xx	xx.xx	xx.xx	xx.xx	xx.xx	xx.xx
United States	xx.xx	xx.xx	xx.xx	xx.xx	xx.xx	xx.xx	xx.xx
Others	xx.xx	xx.xx	xx.xx	xx.xx	xx.xx	xx.xx	xx.xx
Total	**xx.xx**	**xx.xx**	**xx.xx**	**xx.xx**	**xx.xx**	**xx.xx**	**xx.xx**

7.3.1. Hair Cleansing

Table 42. Global Cosmetics ODM Market Size, by Hair Cleansing, by Region, 2017-2032 (USD Million)

Region	2023	2024	2025	2026	2027	2032	CAGR (%)
Africa	xx.xx	xx.xx	xx.xx	xx.xx	xx.xx	xx.xx	xx.xx
Asia-Pacific	xx.xx	xx.xx	xx.xx	xx.xx	xx.xx	xx.xx	xx.xx
Europe	xx.xx	xx.xx	xx.xx	xx.xx	xx.xx	xx.xx	xx.xx
Latin America	xx.xx	xx.xx	xx.xx	xx.xx	xx.xx	xx.xx	xx.xx
Middle East	xx.xx	xx.xx	xx.xx	xx.xx	xx.xx	xx.xx	xx.xx
North America	xx.xx	xx.xx	xx.xx	xx.xx	xx.xx	xx.xx	xx.xx
Total	**xx.xx**	**xx.xx**	**xx.xx**	**xx.xx**	**xx.xx**	**xx.xx**	**xx.xx**

Table 43. Global Cosmetics ODM Market Size, by Hair Cleansing, by Group, 2017-2032 (USD Million)

Group	2023	2024	2025	2026	2027	2032	CAGR (%)
ASEAN	xx.xx	xx.xx	xx.xx	xx.xx	xx.xx	xx.xx	xx.xx
BRICS	xx.xx	xx.xx	xx.xx	xx.xx	xx.xx	xx.xx	xx.xx
European Union	xx.xx	xx.xx	xx.xx	xx.xx	xx.xx	xx.xx	xx.xx
G7	xx.xx	xx.xx	xx.xx	xx.xx	xx.xx	xx.xx	xx.xx
GCC	xx.xx	xx.xx	xx.xx	xx.xx	xx.xx	xx.xx	xx.xx
NATO	xx.xx	xx.xx	xx.xx	xx.xx	xx.xx	xx.xx	xx.xx

Table 44. Global Cosmetics ODM Market Size, by Hair Cleansing, by Country, 2017-2032 (USD Million)

Country	2023	2024	2025	2026	2027	2032	CAGR (%)
Australia	xx.xx	xx.xx	xx.xx	xx.xx	xx.xx	xx.xx	xx.xx
Brazil	xx.xx	xx.xx	xx.xx	xx.xx	xx.xx	xx.xx	xx.xx
Canada	xx.xx	xx.xx	xx.xx	xx.xx	xx.xx	xx.xx	xx.xx
China	xx.xx	xx.xx	xx.xx	xx.xx	xx.xx	xx.xx	xx.xx
France	xx.xx	xx.xx	xx.xx	xx.xx	xx.xx	xx.xx	xx.xx
Germany	xx.xx	xx.xx	xx.xx	xx.xx	xx.xx	xx.xx	xx.xx
India	xx.xx	xx.xx	xx.xx	xx.xx	xx.xx	xx.xx	xx.xx
Italy	xx.xx	xx.xx	xx.xx	xx.xx	xx.xx	xx.xx	xx.xx
Japan	xx.xx	xx.xx	xx.xx	xx.xx	xx.xx	xx.xx	xx.xx
Mexico	xx.xx	xx.xx	xx.xx	xx.xx	xx.xx	xx.xx	xx.xx
Russia	xx.xx	xx.xx	xx.xx	xx.xx	xx.xx	xx.xx	xx.xx
South Korea	xx.xx	xx.xx	xx.xx	xx.xx	xx.xx	xx.xx	xx.xx
Spain	xx.xx	xx.xx	xx.xx	xx.xx	xx.xx	xx.xx	xx.xx
United Kingdom	xx.xx	xx.xx	xx.xx	xx.xx	xx.xx	xx.xx	xx.xx
United States	xx.xx	xx.xx	xx.xx	xx.xx	xx.xx	xx.xx	xx.xx
Others	xx.xx	xx.xx	xx.xx	xx.xx	xx.xx	xx.xx	xx.xx
Total	**xx.xx**	**xx.xx**	**xx.xx**	**xx.xx**	**xx.xx**	**xx.xx**	**xx.xx**

7.3.2. Hair Conditioning and Scalp Care

Table 45. Global Cosmetics ODM Market Size, by Hair Conditioning and Scalp Care, by Region, 2017-2032 (USD Million)

Region	2023	2024	2025	2026	2027	2032	CAGR (%)
Africa	xx.xx	xx.xx	xx.xx	xx.xx	xx.xx	xx.xx	xx.xx
Asia-Pacific	xx.xx	xx.xx	xx.xx	xx.xx	xx.xx	xx.xx	xx.xx
Europe	xx.xx	xx.xx	xx.xx	xx.xx	xx.xx	xx.xx	xx.xx
Latin America	xx.xx	xx.xx	xx.xx	xx.xx	xx.xx	xx.xx	xx.xx
Middle East	xx.xx	xx.xx	xx.xx	xx.xx	xx.xx	xx.xx	xx.xx
North America	xx.xx	xx.xx	xx.xx	xx.xx	xx.xx	xx.xx	xx.xx
Total	**xx.xx**	**xx.xx**	**xx.xx**	**xx.xx**	**xx.xx**	**xx.xx**	**xx.xx**

Table 46. Global Cosmetics ODM Market Size, by Hair Conditioning and Scalp Care, by Group, 2017-2032 (USD Million)

Group	2023	2024	2025	2026	2027	2032	CAGR (%)
ASEAN	xx.xx	xx.xx	xx.xx	xx.xx	xx.xx	xx.xx	xx.xx
BRICS	xx.xx	xx.xx	xx.xx	xx.xx	xx.xx	xx.xx	xx.xx
European Union	xx.xx	xx.xx	xx.xx	xx.xx	xx.xx	xx.xx	xx.xx
G7	xx.xx	xx.xx	xx.xx	xx.xx	xx.xx	xx.xx	xx.xx
GCC	xx.xx	xx.xx	xx.xx	xx.xx	xx.xx	xx.xx	xx.xx
NATO	xx.xx	xx.xx	xx.xx	xx.xx	xx.xx	xx.xx	xx.xx

Table 47. Global Cosmetics ODM Market Size, by Hair Conditioning and Scalp Care, by Country, 2017-2032 (USD Million)

Country	2023	2024	2025	2026	2027	2032	CAGR (%)
Australia	xx.xx	xx.xx	xx.xx	xx.xx	xx.xx	xx.xx	xx.xx
Brazil	xx.xx	xx.xx	xx.xx	xx.xx	xx.xx	xx.xx	xx.xx
Canada	xx.xx	xx.xx	xx.xx	xx.xx	xx.xx	xx.xx	xx.xx
China	xx.xx	xx.xx	xx.xx	xx.xx	xx.xx	xx.xx	xx.xx
France	xx.xx	xx.xx	xx.xx	xx.xx	xx.xx	xx.xx	xx.xx
Germany	xx.xx	xx.xx	xx.xx	xx.xx	xx.xx	xx.xx	xx.xx
India	xx.xx	xx.xx	xx.xx	xx.xx	xx.xx	xx.xx	xx.xx
Italy	xx.xx	xx.xx	xx.xx	xx.xx	xx.xx	xx.xx	xx.xx
Japan	xx.xx	xx.xx	xx.xx	xx.xx	xx.xx	xx.xx	xx.xx
Mexico	xx.xx	xx.xx	xx.xx	xx.xx	xx.xx	xx.xx	xx.xx
Russia	xx.xx	xx.xx	xx.xx	xx.xx	xx.xx	xx.xx	xx.xx
South Korea	xx.xx	xx.xx	xx.xx	xx.xx	xx.xx	xx.xx	xx.xx
Spain	xx.xx	xx.xx	xx.xx	xx.xx	xx.xx	xx.xx	xx.xx
United Kingdom	xx.xx	xx.xx	xx.xx	xx.xx	xx.xx	xx.xx	xx.xx
United States	xx.xx	xx.xx	xx.xx	xx.xx	xx.xx	xx.xx	xx.xx
Others	xx.xx	xx.xx	xx.xx	xx.xx	xx.xx	xx.xx	xx.xx
Total	**xx.xx**	**xx.xx**	**xx.xx**	**xx.xx**	**xx.xx**	**xx.xx**	**xx.xx**

7.3.3. Hair Styling

Table 48. Global Cosmetics ODM Market Size, by Hair Styling, by Region, 2017-2032 (USD Million)

Region	2023	2024	2025	2026	2027	2032	CAGR (%)
Africa	xx.xx	xx.xx	xx.xx	xx.xx	xx.xx	xx.xx	xx.xx
Asia-Pacific	xx.xx	xx.xx	xx.xx	xx.xx	xx.xx	xx.xx	xx.xx
Europe	xx.xx	xx.xx	xx.xx	xx.xx	xx.xx	xx.xx	xx.xx
Latin America	xx.xx	xx.xx	xx.xx	xx.xx	xx.xx	xx.xx	xx.xx
Middle East	xx.xx	xx.xx	xx.xx	xx.xx	xx.xx	xx.xx	xx.xx
North America	xx.xx	xx.xx	xx.xx	xx.xx	xx.xx	xx.xx	xx.xx
Total	**xx.xx**	**xx.xx**	**xx.xx**	**xx.xx**	**xx.xx**	**xx.xx**	**xx.xx**

Table 49. Global Cosmetics ODM Market Size, by Hair Styling, by Group, 2017-2032 (USD Million)

Group	2023	2024	2025	2026	2027	2032	CAGR (%)
ASEAN	xx.xx	xx.xx	xx.xx	xx.xx	xx.xx	xx.xx	xx.xx
BRICS	xx.xx	xx.xx	xx.xx	xx.xx	xx.xx	xx.xx	xx.xx
European Union	xx.xx	xx.xx	xx.xx	xx.xx	xx.xx	xx.xx	xx.xx
G7	xx.xx	xx.xx	xx.xx	xx.xx	xx.xx	xx.xx	xx.xx
GCC	xx.xx	xx.xx	xx.xx	xx.xx	xx.xx	xx.xx	xx.xx
NATO	xx.xx	xx.xx	xx.xx	xx.xx	xx.xx	xx.xx	xx.xx

Table 50. Global Cosmetics ODM Market Size, by Hair Styling, by Country, 2017-2032 (USD Million)

Country	2023	2024	2025	2026	2027	2032	CAGR (%)
Australia	xx.xx	xx.xx	xx.xx	xx.xx	xx.xx	xx.xx	xx.xx
Brazil	xx.xx	xx.xx	xx.xx	xx.xx	xx.xx	xx.xx	xx.xx
Canada	xx.xx	xx.xx	xx.xx	xx.xx	xx.xx	xx.xx	xx.xx
China	xx.xx	xx.xx	xx.xx	xx.xx	xx.xx	xx.xx	xx.xx
France	xx.xx	xx.xx	xx.xx	xx.xx	xx.xx	xx.xx	xx.xx
Germany	xx.xx	xx.xx	xx.xx	xx.xx	xx.xx	xx.xx	xx.xx
India	xx.xx	xx.xx	xx.xx	xx.xx	xx.xx	xx.xx	xx.xx
Italy	xx.xx	xx.xx	xx.xx	xx.xx	xx.xx	xx.xx	xx.xx
Japan	xx.xx	xx.xx	xx.xx	xx.xx	xx.xx	xx.xx	xx.xx
Mexico	xx.xx	xx.xx	xx.xx	xx.xx	xx.xx	xx.xx	xx.xx
Russia	xx.xx	xx.xx	xx.xx	xx.xx	xx.xx	xx.xx	xx.xx
South Korea	xx.xx	xx.xx	xx.xx	xx.xx	xx.xx	xx.xx	xx.xx
Spain	xx.xx	xx.xx	xx.xx	xx.xx	xx.xx	xx.xx	xx.xx
United Kingdom	xx.xx	xx.xx	xx.xx	xx.xx	xx.xx	xx.xx	xx.xx
United States	xx.xx	xx.xx	xx.xx	xx.xx	xx.xx	xx.xx	xx.xx
Others	xx.xx	xx.xx	xx.xx	xx.xx	xx.xx	xx.xx	xx.xx
Total	**xx.xx**	**xx.xx**	**xx.xx**	**xx.xx**	**xx.xx**	**xx.xx**	**xx.xx**

7.3.4. Hair Texture Modification

Table 51. Global Cosmetics ODM Market Size, by Hair Texture Modification, by Region, 2017-2032 (USD Million)

Region	2023	2024	2025	2026	2027	2032	CAGR (%)
Africa	xx.xx	xx.xx	xx.xx	xx.xx	xx.xx	xx.xx	xx.xx
Asia-Pacific	xx.xx	xx.xx	xx.xx	xx.xx	xx.xx	xx.xx	xx.xx
Europe	xx.xx	xx.xx	xx.xx	xx.xx	xx.xx	xx.xx	xx.xx
Latin America	xx.xx	xx.xx	xx.xx	xx.xx	xx.xx	xx.xx	xx.xx
Middle East	xx.xx	xx.xx	xx.xx	xx.xx	xx.xx	xx.xx	xx.xx
North America	xx.xx	xx.xx	xx.xx	xx.xx	xx.xx	xx.xx	xx.xx
Total	**xx.xx**	**xx.xx**	**xx.xx**	**xx.xx**	**xx.xx**	**xx.xx**	**xx.xx**

Table 52. Global Cosmetics ODM Market Size, by Hair Texture Modification, by Group, 2017-2032 (USD Million)

Group	2023	2024	2025	2026	2027	2032	CAGR (%)
ASEAN	xx.xx	xx.xx	xx.xx	xx.xx	xx.xx	xx.xx	xx.xx
BRICS	xx.xx	xx.xx	xx.xx	xx.xx	xx.xx	xx.xx	xx.xx
European Union	xx.xx	xx.xx	xx.xx	xx.xx	xx.xx	xx.xx	xx.xx
G7	xx.xx	xx.xx	xx.xx	xx.xx	xx.xx	xx.xx	xx.xx
GCC	xx.xx	xx.xx	xx.xx	xx.xx	xx.xx	xx.xx	xx.xx
NATO	xx.xx	xx.xx	xx.xx	xx.xx	xx.xx	xx.xx	xx.xx

Table 53. Global Cosmetics ODM Market Size, by Hair Texture Modification, by Country, 2017-2032 (USD Million)

Country	2023	2024	2025	2026	2027	2032	CAGR (%)
Australia	xx.xx	xx.xx	xx.xx	xx.xx	xx.xx	xx.xx	xx.xx
Brazil	xx.xx	xx.xx	xx.xx	xx.xx	xx.xx	xx.xx	xx.xx
Canada	xx.xx	xx.xx	xx.xx	xx.xx	xx.xx	xx.xx	xx.xx
China	xx.xx	xx.xx	xx.xx	xx.xx	xx.xx	xx.xx	xx.xx
France	xx.xx	xx.xx	xx.xx	xx.xx	xx.xx	xx.xx	xx.xx
Germany	xx.xx	xx.xx	xx.xx	xx.xx	xx.xx	xx.xx	xx.xx
India	xx.xx	xx.xx	xx.xx	xx.xx	xx.xx	xx.xx	xx.xx
Italy	xx.xx	xx.xx	xx.xx	xx.xx	xx.xx	xx.xx	xx.xx
Japan	xx.xx	xx.xx	xx.xx	xx.xx	xx.xx	xx.xx	xx.xx
Mexico	xx.xx	xx.xx	xx.xx	xx.xx	xx.xx	xx.xx	xx.xx
Russia	xx.xx	xx.xx	xx.xx	xx.xx	xx.xx	xx.xx	xx.xx
South Korea	xx.xx	xx.xx	xx.xx	xx.xx	xx.xx	xx.xx	xx.xx
Spain	xx.xx	xx.xx	xx.xx	xx.xx	xx.xx	xx.xx	xx.xx
United Kingdom	xx.xx	xx.xx	xx.xx	xx.xx	xx.xx	xx.xx	xx.xx
United States	xx.xx	xx.xx	xx.xx	xx.xx	xx.xx	xx.xx	xx.xx
Others	xx.xx	xx.xx	xx.xx	xx.xx	xx.xx	xx.xx	xx.xx
Total	**xx.xx**	**xx.xx**	**xx.xx**	**xx.xx**	**xx.xx**	**xx.xx**	**xx.xx**

7.4. Personal Fragrance

Table 54. Global Cosmetics ODM Market Size, by Personal Fragrance, by Region, 2017-2032 (USD Million)

Region	2023	2024	2025	2026	2027	2032	CAGR (%)
Africa	xx.xx	xx.xx	xx.xx	xx.xx	xx.xx	xx.xx	xx.xx
Asia-Pacific	xx.xx	xx.xx	xx.xx	xx.xx	xx.xx	xx.xx	xx.xx
Europe	xx.xx	xx.xx	xx.xx	xx.xx	xx.xx	xx.xx	xx.xx
Latin America	xx.xx	xx.xx	xx.xx	xx.xx	xx.xx	xx.xx	xx.xx
Middle East	xx.xx	xx.xx	xx.xx	xx.xx	xx.xx	xx.xx	xx.xx
North America	xx.xx	xx.xx	xx.xx	xx.xx	xx.xx	xx.xx	xx.xx
Total	**xx.xx**	**xx.xx**	**xx.xx**	**xx.xx**	**xx.xx**	**xx.xx**	**xx.xx**

Table 55. Global Cosmetics ODM Market Size, by Personal Fragrance, by Group, 2017-2032 (USD Million)

Group	2023	2024	2025	2026	2027	2032	CAGR (%)
ASEAN	xx.xx	xx.xx	xx.xx	xx.xx	xx.xx	xx.xx	xx.xx
BRICS	xx.xx	xx.xx	xx.xx	xx.xx	xx.xx	xx.xx	xx.xx
European Union	xx.xx	xx.xx	xx.xx	xx.xx	xx.xx	xx.xx	xx.xx
G7	xx.xx	xx.xx	xx.xx	xx.xx	xx.xx	xx.xx	xx.xx
GCC	xx.xx	xx.xx	xx.xx	xx.xx	xx.xx	xx.xx	xx.xx
NATO	xx.xx	xx.xx	xx.xx	xx.xx	xx.xx	xx.xx	xx.xx

Table 56. Global Cosmetics ODM Market Size, by Personal Fragrance, by Country, 2017-2032 (USD Million)

Country	2023	2024	2025	2026	2027	2032	CAGR (%)
Australia	xx.xx	xx.xx	xx.xx	xx.xx	xx.xx	xx.xx	xx.xx
Brazil	xx.xx	xx.xx	xx.xx	xx.xx	xx.xx	xx.xx	xx.xx
Canada	xx.xx	xx.xx	xx.xx	xx.xx	xx.xx	xx.xx	xx.xx
China	xx.xx	xx.xx	xx.xx	xx.xx	xx.xx	xx.xx	xx.xx
France	xx.xx	xx.xx	xx.xx	xx.xx	xx.xx	xx.xx	xx.xx
Germany	xx.xx	xx.xx	xx.xx	xx.xx	xx.xx	xx.xx	xx.xx
India	xx.xx	xx.xx	xx.xx	xx.xx	xx.xx	xx.xx	xx.xx
Italy	xx.xx	xx.xx	xx.xx	xx.xx	xx.xx	xx.xx	xx.xx
Japan	xx.xx	xx.xx	xx.xx	xx.xx	xx.xx	xx.xx	xx.xx
Mexico	xx.xx	xx.xx	xx.xx	xx.xx	xx.xx	xx.xx	xx.xx
Russia	xx.xx	xx.xx	xx.xx	xx.xx	xx.xx	xx.xx	xx.xx
South Korea	xx.xx	xx.xx	xx.xx	xx.xx	xx.xx	xx.xx	xx.xx
Spain	xx.xx	xx.xx	xx.xx	xx.xx	xx.xx	xx.xx	xx.xx
United Kingdom	xx.xx	xx.xx	xx.xx	xx.xx	xx.xx	xx.xx	xx.xx
United States	xx.xx	xx.xx	xx.xx	xx.xx	xx.xx	xx.xx	xx.xx
Others	xx.xx	xx.xx	xx.xx	xx.xx	xx.xx	xx.xx	xx.xx
Total	**xx.xx**	**xx.xx**	**xx.xx**	**xx.xx**	**xx.xx**	**xx.xx**	**xx.xx**

7.5. Sun and Tanning Care

Table 57. Global Cosmetics ODM Market, by Sun and Tanning Care growth contribution, 2025-2032

Category	2025 value (USD Million)	2032 value (USD Million)	Added value (USD Million)	2025 share (%)	2032 share (%)	Change (pp)	Growth share (%)	CAGR (%)
After-Sun Care	xx.xx	xx.xx	xx.xx	xx.xx	xx.xx	xx.xx	xx.xx	xx.xx
Sun Protection	xx.xx	xx.xx	xx.xx	xx.xx	xx.xx	xx.xx	xx.xx	xx.xx
Sun-Tanning Care	xx.xx	xx.xx	xx.xx	xx.xx	xx.xx	xx.xx	xx.xx	xx.xx
Sunless Tanning	xx.xx	xx.xx	xx.xx	xx.xx	xx.xx	xx.xx	xx.xx	xx.xx
Scope total	**xx.xx**	**xx.xx**	**xx.xx**	**xx.xx**	**xx.xx**	**xx.xx**	**xx.xx**	**xx.xx**

Table 58. Global Cosmetics ODM Market Size, by Sun and Tanning Care, by Region, 2017-2032 (USD Million)

Region	2023	2024	2025	2026	2027	2032	CAGR (%)
Africa	xx.xx	xx.xx	xx.xx	xx.xx	xx.xx	xx.xx	xx.xx
Asia-Pacific	xx.xx	xx.xx	xx.xx	xx.xx	xx.xx	xx.xx	xx.xx
Europe	xx.xx	xx.xx	xx.xx	xx.xx	xx.xx	xx.xx	xx.xx
Latin America	xx.xx	xx.xx	xx.xx	xx.xx	xx.xx	xx.xx	xx.xx
Middle East	xx.xx	xx.xx	xx.xx	xx.xx	xx.xx	xx.xx	xx.xx
North America	xx.xx	xx.xx	xx.xx	xx.xx	xx.xx	xx.xx	xx.xx
Total	**xx.xx**	**xx.xx**	**xx.xx**	**xx.xx**	**xx.xx**	**xx.xx**	**xx.xx**

Table 59. Global Cosmetics ODM Market Size, by Sun and Tanning Care, by Group, 2017-2032 (USD Million)

Group	2023	2024	2025	2026	2027	2032	CAGR (%)
ASEAN	xx.xx	xx.xx	xx.xx	xx.xx	xx.xx	xx.xx	xx.xx
BRICS	xx.xx	xx.xx	xx.xx	xx.xx	xx.xx	xx.xx	xx.xx
European Union	xx.xx	xx.xx	xx.xx	xx.xx	xx.xx	xx.xx	xx.xx
G7	xx.xx	xx.xx	xx.xx	xx.xx	xx.xx	xx.xx	xx.xx
GCC	xx.xx	xx.xx	xx.xx	xx.xx	xx.xx	xx.xx	xx.xx
NATO	xx.xx	xx.xx	xx.xx	xx.xx	xx.xx	xx.xx	xx.xx

Table 60. Global Cosmetics ODM Market Size, by Sun and Tanning Care, by Country, 2017-2032 (USD Million)

Country	2023	2024	2025	2026	2027	2032	CAGR (%)
Australia	xx.xx	xx.xx	xx.xx	xx.xx	xx.xx	xx.xx	xx.xx
Brazil	xx.xx	xx.xx	xx.xx	xx.xx	xx.xx	xx.xx	xx.xx
Canada	xx.xx	xx.xx	xx.xx	xx.xx	xx.xx	xx.xx	xx.xx
China	xx.xx	xx.xx	xx.xx	xx.xx	xx.xx	xx.xx	xx.xx
France	xx.xx	xx.xx	xx.xx	xx.xx	xx.xx	xx.xx	xx.xx
Germany	xx.xx	xx.xx	xx.xx	xx.xx	xx.xx	xx.xx	xx.xx
India	xx.xx	xx.xx	xx.xx	xx.xx	xx.xx	xx.xx	xx.xx
Italy	xx.xx	xx.xx	xx.xx	xx.xx	xx.xx	xx.xx	xx.xx
Japan	xx.xx	xx.xx	xx.xx	xx.xx	xx.xx	xx.xx	xx.xx
Mexico	xx.xx	xx.xx	xx.xx	xx.xx	xx.xx	xx.xx	xx.xx
Russia	xx.xx	xx.xx	xx.xx	xx.xx	xx.xx	xx.xx	xx.xx
South Korea	xx.xx	xx.xx	xx.xx	xx.xx	xx.xx	xx.xx	xx.xx
Spain	xx.xx	xx.xx	xx.xx	xx.xx	xx.xx	xx.xx	xx.xx
United Kingdom	xx.xx	xx.xx	xx.xx	xx.xx	xx.xx	xx.xx	xx.xx
United States	xx.xx	xx.xx	xx.xx	xx.xx	xx.xx	xx.xx	xx.xx
Others	xx.xx	xx.xx	xx.xx	xx.xx	xx.xx	xx.xx	xx.xx
Total	**xx.xx**	**xx.xx**	**xx.xx**	**xx.xx**	**xx.xx**	**xx.xx**	**xx.xx**

7.5.1. Sun Protection

Table 61. Global Cosmetics ODM Market Size, by Sun Protection, by Region, 2017-2032 (USD Million)

Region	2023	2024	2025	2026	2027	2032	CAGR (%)
Africa	xx.xx	xx.xx	xx.xx	xx.xx	xx.xx	xx.xx	xx.xx
Asia-Pacific	xx.xx	xx.xx	xx.xx	xx.xx	xx.xx	xx.xx	xx.xx
Europe	xx.xx	xx.xx	xx.xx	xx.xx	xx.xx	xx.xx	xx.xx
Latin America	xx.xx	xx.xx	xx.xx	xx.xx	xx.xx	xx.xx	xx.xx
Middle East	xx.xx	xx.xx	xx.xx	xx.xx	xx.xx	xx.xx	xx.xx
North America	xx.xx	xx.xx	xx.xx	xx.xx	xx.xx	xx.xx	xx.xx
Total	**xx.xx**	**xx.xx**	**xx.xx**	**xx.xx**	**xx.xx**	**xx.xx**	**xx.xx**

Table 62. Global Cosmetics ODM Market Size, by Sun Protection, by Group, 2017-2032 (USD Million)

Group	2023	2024	2025	2026	2027	2032	CAGR (%)
ASEAN	xx.xx	xx.xx	xx.xx	xx.xx	xx.xx	xx.xx	xx.xx
BRICS	xx.xx	xx.xx	xx.xx	xx.xx	xx.xx	xx.xx	xx.xx
European Union	xx.xx	xx.xx	xx.xx	xx.xx	xx.xx	xx.xx	xx.xx
G7	xx.xx	xx.xx	xx.xx	xx.xx	xx.xx	xx.xx	xx.xx
GCC	xx.xx	xx.xx	xx.xx	xx.xx	xx.xx	xx.xx	xx.xx
NATO	xx.xx	xx.xx	xx.xx	xx.xx	xx.xx	xx.xx	xx.xx

Table 63. Global Cosmetics ODM Market Size, by Sun Protection, by Country, 2017-2032 (USD Million)

Country	2023	2024	2025	2026	2027	2032	CAGR (%)
Australia	xx.xx	xx.xx	xx.xx	xx.xx	xx.xx	xx.xx	xx.xx
Brazil	xx.xx	xx.xx	xx.xx	xx.xx	xx.xx	xx.xx	xx.xx
Canada	xx.xx	xx.xx	xx.xx	xx.xx	xx.xx	xx.xx	xx.xx
China	xx.xx	xx.xx	xx.xx	xx.xx	xx.xx	xx.xx	xx.xx
France	xx.xx	xx.xx	xx.xx	xx.xx	xx.xx	xx.xx	xx.xx
Germany	xx.xx	xx.xx	xx.xx	xx.xx	xx.xx	xx.xx	xx.xx
India	xx.xx	xx.xx	xx.xx	xx.xx	xx.xx	xx.xx	xx.xx
Italy	xx.xx	xx.xx	xx.xx	xx.xx	xx.xx	xx.xx	xx.xx
Japan	xx.xx	xx.xx	xx.xx	xx.xx	xx.xx	xx.xx	xx.xx
Mexico	xx.xx	xx.xx	xx.xx	xx.xx	xx.xx	xx.xx	xx.xx
Russia	xx.xx	xx.xx	xx.xx	xx.xx	xx.xx	xx.xx	xx.xx
South Korea	xx.xx	xx.xx	xx.xx	xx.xx	xx.xx	xx.xx	xx.xx
Spain	xx.xx	xx.xx	xx.xx	xx.xx	xx.xx	xx.xx	xx.xx
United Kingdom	xx.xx	xx.xx	xx.xx	xx.xx	xx.xx	xx.xx	xx.xx
United States	xx.xx	xx.xx	xx.xx	xx.xx	xx.xx	xx.xx	xx.xx
Others	xx.xx	xx.xx	xx.xx	xx.xx	xx.xx	xx.xx	xx.xx
Total	**xx.xx**	**xx.xx**	**xx.xx**	**xx.xx**	**xx.xx**	**xx.xx**	**xx.xx**

7.5.2. Sunless Tanning

Table 64. Global Cosmetics ODM Market Size, by Sunless Tanning, by Region, 2017-2032 (USD Million)

Region	2023	2024	2025	2026	2027	2032	CAGR (%)
Africa	xx.xx	xx.xx	xx.xx	xx.xx	xx.xx	xx.xx	xx.xx
Asia-Pacific	xx.xx	xx.xx	xx.xx	xx.xx	xx.xx	xx.xx	xx.xx
Europe	xx.xx	xx.xx	xx.xx	xx.xx	xx.xx	xx.xx	xx.xx
Latin America	xx.xx	xx.xx	xx.xx	xx.xx	xx.xx	xx.xx	xx.xx
Middle East	xx.xx	xx.xx	xx.xx	xx.xx	xx.xx	xx.xx	xx.xx
North America	xx.xx	xx.xx	xx.xx	xx.xx	xx.xx	xx.xx	xx.xx
Total	**xx.xx**	**xx.xx**	**xx.xx**	**xx.xx**	**xx.xx**	**xx.xx**	**xx.xx**

Table 65. Global Cosmetics ODM Market Size, by Sunless Tanning, by Group, 2017-2032 (USD Million)

Group	2023	2024	2025	2026	2027	2032	CAGR (%)
ASEAN	xx.xx	xx.xx	xx.xx	xx.xx	xx.xx	xx.xx	xx.xx
BRICS	xx.xx	xx.xx	xx.xx	xx.xx	xx.xx	xx.xx	xx.xx
European Union	xx.xx	xx.xx	xx.xx	xx.xx	xx.xx	xx.xx	xx.xx
G7	xx.xx	xx.xx	xx.xx	xx.xx	xx.xx	xx.xx	xx.xx
GCC	xx.xx	xx.xx	xx.xx	xx.xx	xx.xx	xx.xx	xx.xx
NATO	xx.xx	xx.xx	xx.xx	xx.xx	xx.xx	xx.xx	xx.xx

Table 66. Global Cosmetics ODM Market Size, by Sunless Tanning, by Country, 2017-2032 (USD Million)

Country	2023	2024	2025	2026	2027	2032	CAGR (%)
Australia	xx.xx	xx.xx	xx.xx	xx.xx	xx.xx	xx.xx	xx.xx
Brazil	xx.xx	xx.xx	xx.xx	xx.xx	xx.xx	xx.xx	xx.xx
Canada	xx.xx	xx.xx	xx.xx	xx.xx	xx.xx	xx.xx	xx.xx
China	xx.xx	xx.xx	xx.xx	xx.xx	xx.xx	xx.xx	xx.xx
France	xx.xx	xx.xx	xx.xx	xx.xx	xx.xx	xx.xx	xx.xx
Germany	xx.xx	xx.xx	xx.xx	xx.xx	xx.xx	xx.xx	xx.xx
India	xx.xx	xx.xx	xx.xx	xx.xx	xx.xx	xx.xx	xx.xx
Italy	xx.xx	xx.xx	xx.xx	xx.xx	xx.xx	xx.xx	xx.xx
Japan	xx.xx	xx.xx	xx.xx	xx.xx	xx.xx	xx.xx	xx.xx
Mexico	xx.xx	xx.xx	xx.xx	xx.xx	xx.xx	xx.xx	xx.xx
Russia	xx.xx	xx.xx	xx.xx	xx.xx	xx.xx	xx.xx	xx.xx
South Korea	xx.xx	xx.xx	xx.xx	xx.xx	xx.xx	xx.xx	xx.xx
Spain	xx.xx	xx.xx	xx.xx	xx.xx	xx.xx	xx.xx	xx.xx
United Kingdom	xx.xx	xx.xx	xx.xx	xx.xx	xx.xx	xx.xx	xx.xx
United States	xx.xx	xx.xx	xx.xx	xx.xx	xx.xx	xx.xx	xx.xx
Others	xx.xx	xx.xx	xx.xx	xx.xx	xx.xx	xx.xx	xx.xx
Total	**xx.xx**	**xx.xx**	**xx.xx**	**xx.xx**	**xx.xx**	**xx.xx**	**xx.xx**

7.5.3. After-Sun Care

Table 67. Global Cosmetics ODM Market Size, by After-Sun Care, by Region, 2017-2032 (USD Million)

Region	2023	2024	2025	2026	2027	2032	CAGR (%)
Africa	xx.xx	xx.xx	xx.xx	xx.xx	xx.xx	xx.xx	xx.xx
Asia-Pacific	xx.xx	xx.xx	xx.xx	xx.xx	xx.xx	xx.xx	xx.xx
Europe	xx.xx	xx.xx	xx.xx	xx.xx	xx.xx	xx.xx	xx.xx
Latin America	xx.xx	xx.xx	xx.xx	xx.xx	xx.xx	xx.xx	xx.xx
Middle East	xx.xx	xx.xx	xx.xx	xx.xx	xx.xx	xx.xx	xx.xx
North America	xx.xx	xx.xx	xx.xx	xx.xx	xx.xx	xx.xx	xx.xx
Total	**xx.xx**	**xx.xx**	**xx.xx**	**xx.xx**	**xx.xx**	**xx.xx**	**xx.xx**

Table 68. Global Cosmetics ODM Market Size, by After-Sun Care, by Group, 2017-2032 (USD Million)

Group	2023	2024	2025	2026	2027	2032	CAGR (%)
ASEAN	xx.xx	xx.xx	xx.xx	xx.xx	xx.xx	xx.xx	xx.xx
BRICS	xx.xx	xx.xx	xx.xx	xx.xx	xx.xx	xx.xx	xx.xx
European Union	xx.xx	xx.xx	xx.xx	xx.xx	xx.xx	xx.xx	xx.xx
G7	xx.xx	xx.xx	xx.xx	xx.xx	xx.xx	xx.xx	xx.xx
GCC	xx.xx	xx.xx	xx.xx	xx.xx	xx.xx	xx.xx	xx.xx
NATO	xx.xx	xx.xx	xx.xx	xx.xx	xx.xx	xx.xx	xx.xx

Table 69. Global Cosmetics ODM Market Size, by After-Sun Care, by Country, 2017-2032 (USD Million)

Country	2023	2024	2025	2026	2027	2032	CAGR (%)
Australia	xx.xx	xx.xx	xx.xx	xx.xx	xx.xx	xx.xx	xx.xx
Brazil	xx.xx	xx.xx	xx.xx	xx.xx	xx.xx	xx.xx	xx.xx
Canada	xx.xx	xx.xx	xx.xx	xx.xx	xx.xx	xx.xx	xx.xx
China	xx.xx	xx.xx	xx.xx	xx.xx	xx.xx	xx.xx	xx.xx
France	xx.xx	xx.xx	xx.xx	xx.xx	xx.xx	xx.xx	xx.xx
Germany	xx.xx	xx.xx	xx.xx	xx.xx	xx.xx	xx.xx	xx.xx
India	xx.xx	xx.xx	xx.xx	xx.xx	xx.xx	xx.xx	xx.xx
Italy	xx.xx	xx.xx	xx.xx	xx.xx	xx.xx	xx.xx	xx.xx
Japan	xx.xx	xx.xx	xx.xx	xx.xx	xx.xx	xx.xx	xx.xx
Mexico	xx.xx	xx.xx	xx.xx	xx.xx	xx.xx	xx.xx	xx.xx
Russia	xx.xx	xx.xx	xx.xx	xx.xx	xx.xx	xx.xx	xx.xx
South Korea	xx.xx	xx.xx	xx.xx	xx.xx	xx.xx	xx.xx	xx.xx
Spain	xx.xx	xx.xx	xx.xx	xx.xx	xx.xx	xx.xx	xx.xx
United Kingdom	xx.xx	xx.xx	xx.xx	xx.xx	xx.xx	xx.xx	xx.xx
United States	xx.xx	xx.xx	xx.xx	xx.xx	xx.xx	xx.xx	xx.xx
Others	xx.xx	xx.xx	xx.xx	xx.xx	xx.xx	xx.xx	xx.xx
Total	**xx.xx**	**xx.xx**	**xx.xx**	**xx.xx**	**xx.xx**	**xx.xx**	**xx.xx**

7.5.4. Sun-Tanning Care

Table 70. Global Cosmetics ODM Market Size, by Sun-Tanning Care, by Region, 2017-2032 (USD Million)

Region	2023	2024	2025	2026	2027	2032	CAGR (%)
Africa	xx.xx	xx.xx	xx.xx	xx.xx	xx.xx	xx.xx	xx.xx
Asia-Pacific	xx.xx	xx.xx	xx.xx	xx.xx	xx.xx	xx.xx	xx.xx
Europe	xx.xx	xx.xx	xx.xx	xx.xx	xx.xx	xx.xx	xx.xx
Latin America	xx.xx	xx.xx	xx.xx	xx.xx	xx.xx	xx.xx	xx.xx
Middle East	xx.xx	xx.xx	xx.xx	xx.xx	xx.xx	xx.xx	xx.xx
North America	xx.xx	xx.xx	xx.xx	xx.xx	xx.xx	xx.xx	xx.xx
Total	**xx.xx**	**xx.xx**	**xx.xx**	**xx.xx**	**xx.xx**	**xx.xx**	**xx.xx**

Table 71. Global Cosmetics ODM Market Size, by Sun-Tanning Care, by Group, 2017-2032 (USD Million)

Group	2023	2024	2025	2026	2027	2032	CAGR (%)
ASEAN	xx.xx	xx.xx	xx.xx	xx.xx	xx.xx	xx.xx	xx.xx
BRICS	xx.xx	xx.xx	xx.xx	xx.xx	xx.xx	xx.xx	xx.xx
European Union	xx.xx	xx.xx	xx.xx	xx.xx	xx.xx	xx.xx	xx.xx
G7	xx.xx	xx.xx	xx.xx	xx.xx	xx.xx	xx.xx	xx.xx
GCC	xx.xx	xx.xx	xx.xx	xx.xx	xx.xx	xx.xx	xx.xx
NATO	xx.xx	xx.xx	xx.xx	xx.xx	xx.xx	xx.xx	xx.xx

Table 72. Global Cosmetics ODM Market Size, by Sun-Tanning Care, by Country, 2017-2032 (USD Million)

Country	2023	2024	2025	2026	2027	2032	CAGR (%)
Australia	xx.xx	xx.xx	xx.xx	xx.xx	xx.xx	xx.xx	xx.xx
Brazil	xx.xx	xx.xx	xx.xx	xx.xx	xx.xx	xx.xx	xx.xx
Canada	xx.xx	xx.xx	xx.xx	xx.xx	xx.xx	xx.xx	xx.xx
China	xx.xx	xx.xx	xx.xx	xx.xx	xx.xx	xx.xx	xx.xx
France	xx.xx	xx.xx	xx.xx	xx.xx	xx.xx	xx.xx	xx.xx
Germany	xx.xx	xx.xx	xx.xx	xx.xx	xx.xx	xx.xx	xx.xx
India	xx.xx	xx.xx	xx.xx	xx.xx	xx.xx	xx.xx	xx.xx
Italy	xx.xx	xx.xx	xx.xx	xx.xx	xx.xx	xx.xx	xx.xx
Japan	xx.xx	xx.xx	xx.xx	xx.xx	xx.xx	xx.xx	xx.xx
Mexico	xx.xx	xx.xx	xx.xx	xx.xx	xx.xx	xx.xx	xx.xx
Russia	xx.xx	xx.xx	xx.xx	xx.xx	xx.xx	xx.xx	xx.xx
South Korea	xx.xx	xx.xx	xx.xx	xx.xx	xx.xx	xx.xx	xx.xx
Spain	xx.xx	xx.xx	xx.xx	xx.xx	xx.xx	xx.xx	xx.xx
United Kingdom	xx.xx	xx.xx	xx.xx	xx.xx	xx.xx	xx.xx	xx.xx
United States	xx.xx	xx.xx	xx.xx	xx.xx	xx.xx	xx.xx	xx.xx
Others	xx.xx	xx.xx	xx.xx	xx.xx	xx.xx	xx.xx	xx.xx
Total	**xx.xx**	**xx.xx**	**xx.xx**	**xx.xx**	**xx.xx**	**xx.xx**	**xx.xx**

7.6. Nail Cosmetics

Table 73. Global Cosmetics ODM Market, by Nail Cosmetics growth contribution, 2025-2032

Category	2025 value (USD Million)	2032 value (USD Million)	Added value (USD Million)	2025 share (%)	2032 share (%)	Change (pp)	Growth share (%)	CAGR (%)
Nail and Cuticle Care	xx.xx	xx.xx	xx.xx	xx.xx	xx.xx	xx.xx	xx.xx	xx.xx
Nail Color and Coatings	xx.xx	xx.xx	xx.xx	xx.xx	xx.xx	xx.xx	xx.xx	xx.xx
Nail Enhancement and Adhesives	xx.xx	xx.xx	xx.xx	xx.xx	xx.xx	xx.xx	xx.xx	xx.xx
Nail Product Removers	xx.xx	xx.xx	xx.xx	xx.xx	xx.xx	xx.xx	xx.xx	xx.xx
Scope total	**xx.xx**	**xx.xx**	**xx.xx**	**xx.xx**	**xx.xx**	**xx.xx**	**xx.xx**	**xx.xx**

Table 74. Global Cosmetics ODM Market Size, by Nail Cosmetics, by Region, 2017-2032 (USD Million)

Region	2023	2024	2025	2026	2027	2032	CAGR (%)
Africa	xx.xx	xx.xx	xx.xx	xx.xx	xx.xx	xx.xx	xx.xx
Asia-Pacific	xx.xx	xx.xx	xx.xx	xx.xx	xx.xx	xx.xx	xx.xx
Europe	xx.xx	xx.xx	xx.xx	xx.xx	xx.xx	xx.xx	xx.xx
Latin America	xx.xx	xx.xx	xx.xx	xx.xx	xx.xx	xx.xx	xx.xx
Middle East	xx.xx	xx.xx	xx.xx	xx.xx	xx.xx	xx.xx	xx.xx
North America	xx.xx	xx.xx	xx.xx	xx.xx	xx.xx	xx.xx	xx.xx
Total	**xx.xx**	**xx.xx**	**xx.xx**	**xx.xx**	**xx.xx**	**xx.xx**	**xx.xx**

Table 75. Global Cosmetics ODM Market Size, by Nail Cosmetics, by Group, 2017-2032 (USD Million)

Group	2023	2024	2025	2026	2027	2032	CAGR (%)
ASEAN	xx.xx	xx.xx	xx.xx	xx.xx	xx.xx	xx.xx	xx.xx
BRICS	xx.xx	xx.xx	xx.xx	xx.xx	xx.xx	xx.xx	xx.xx
European Union	xx.xx	xx.xx	xx.xx	xx.xx	xx.xx	xx.xx	xx.xx
G7	xx.xx	xx.xx	xx.xx	xx.xx	xx.xx	xx.xx	xx.xx
GCC	xx.xx	xx.xx	xx.xx	xx.xx	xx.xx	xx.xx	xx.xx
NATO	xx.xx	xx.xx	xx.xx	xx.xx	xx.xx	xx.xx	xx.xx

Table 76. Global Cosmetics ODM Market Size, by Nail Cosmetics, by Country, 2017-2032 (USD Million)

Country	2023	2024	2025	2026	2027	2032	CAGR (%)
Australia	xx.xx	xx.xx	xx.xx	xx.xx	xx.xx	xx.xx	xx.xx
Brazil	xx.xx	xx.xx	xx.xx	xx.xx	xx.xx	xx.xx	xx.xx
Canada	xx.xx	xx.xx	xx.xx	xx.xx	xx.xx	xx.xx	xx.xx
China	xx.xx	xx.xx	xx.xx	xx.xx	xx.xx	xx.xx	xx.xx
France	xx.xx	xx.xx	xx.xx	xx.xx	xx.xx	xx.xx	xx.xx
Germany	xx.xx	xx.xx	xx.xx	xx.xx	xx.xx	xx.xx	xx.xx
India	xx.xx	xx.xx	xx.xx	xx.xx	xx.xx	xx.xx	xx.xx
Italy	xx.xx	xx.xx	xx.xx	xx.xx	xx.xx	xx.xx	xx.xx
Japan	xx.xx	xx.xx	xx.xx	xx.xx	xx.xx	xx.xx	xx.xx
Mexico	xx.xx	xx.xx	xx.xx	xx.xx	xx.xx	xx.xx	xx.xx
Russia	xx.xx	xx.xx	xx.xx	xx.xx	xx.xx	xx.xx	xx.xx
South Korea	xx.xx	xx.xx	xx.xx	xx.xx	xx.xx	xx.xx	xx.xx
Spain	xx.xx	xx.xx	xx.xx	xx.xx	xx.xx	xx.xx	xx.xx
United Kingdom	xx.xx	xx.xx	xx.xx	xx.xx	xx.xx	xx.xx	xx.xx
United States	xx.xx	xx.xx	xx.xx	xx.xx	xx.xx	xx.xx	xx.xx
Others	xx.xx	xx.xx	xx.xx	xx.xx	xx.xx	xx.xx	xx.xx
Total	**xx.xx**	**xx.xx**	**xx.xx**	**xx.xx**	**xx.xx**	**xx.xx**	**xx.xx**

7.6.1. Nail Color and Coatings

Table 77. Global Cosmetics ODM Market Size, by Nail Color and Coatings, by Region, 2017-2032 (USD Million)

Region	2023	2024	2025	2026	2027	2032	CAGR (%)
Africa	xx.xx	xx.xx	xx.xx	xx.xx	xx.xx	xx.xx	xx.xx
Asia-Pacific	xx.xx	xx.xx	xx.xx	xx.xx	xx.xx	xx.xx	xx.xx
Europe	xx.xx	xx.xx	xx.xx	xx.xx	xx.xx	xx.xx	xx.xx
Latin America	xx.xx	xx.xx	xx.xx	xx.xx	xx.xx	xx.xx	xx.xx
Middle East	xx.xx	xx.xx	xx.xx	xx.xx	xx.xx	xx.xx	xx.xx
North America	xx.xx	xx.xx	xx.xx	xx.xx	xx.xx	xx.xx	xx.xx
Total	**xx.xx**	**xx.xx**	**xx.xx**	**xx.xx**	**xx.xx**	**xx.xx**	**xx.xx**

Table 78. Global Cosmetics ODM Market Size, by Nail Color and Coatings, by Group, 2017-2032 (USD Million)

Group	2023	2024	2025	2026	2027	2032	CAGR (%)
ASEAN	xx.xx	xx.xx	xx.xx	xx.xx	xx.xx	xx.xx	xx.xx
BRICS	xx.xx	xx.xx	xx.xx	xx.xx	xx.xx	xx.xx	xx.xx
European Union	xx.xx	xx.xx	xx.xx	xx.xx	xx.xx	xx.xx	xx.xx
G7	xx.xx	xx.xx	xx.xx	xx.xx	xx.xx	xx.xx	xx.xx
GCC	xx.xx	xx.xx	xx.xx	xx.xx	xx.xx	xx.xx	xx.xx
NATO	xx.xx	xx.xx	xx.xx	xx.xx	xx.xx	xx.xx	xx.xx

Table 79. Global Cosmetics ODM Market Size, by Nail Color and Coatings, by Country, 2017-2032 (USD Million)

Country	2023	2024	2025	2026	2027	2032	CAGR (%)
Australia	xx.xx	xx.xx	xx.xx	xx.xx	xx.xx	xx.xx	xx.xx
Brazil	xx.xx	xx.xx	xx.xx	xx.xx	xx.xx	xx.xx	xx.xx
Canada	xx.xx	xx.xx	xx.xx	xx.xx	xx.xx	xx.xx	xx.xx
China	xx.xx	xx.xx	xx.xx	xx.xx	xx.xx	xx.xx	xx.xx
France	xx.xx	xx.xx	xx.xx	xx.xx	xx.xx	xx.xx	xx.xx
Germany	xx.xx	xx.xx	xx.xx	xx.xx	xx.xx	xx.xx	xx.xx
India	xx.xx	xx.xx	xx.xx	xx.xx	xx.xx	xx.xx	xx.xx
Italy	xx.xx	xx.xx	xx.xx	xx.xx	xx.xx	xx.xx	xx.xx
Japan	xx.xx	xx.xx	xx.xx	xx.xx	xx.xx	xx.xx	xx.xx
Mexico	xx.xx	xx.xx	xx.xx	xx.xx	xx.xx	xx.xx	xx.xx
Russia	xx.xx	xx.xx	xx.xx	xx.xx	xx.xx	xx.xx	xx.xx
South Korea	xx.xx	xx.xx	xx.xx	xx.xx	xx.xx	xx.xx	xx.xx
Spain	xx.xx	xx.xx	xx.xx	xx.xx	xx.xx	xx.xx	xx.xx
United Kingdom	xx.xx	xx.xx	xx.xx	xx.xx	xx.xx	xx.xx	xx.xx
United States	xx.xx	xx.xx	xx.xx	xx.xx	xx.xx	xx.xx	xx.xx
Others	xx.xx	xx.xx	xx.xx	xx.xx	xx.xx	xx.xx	xx.xx
Total	**xx.xx**	**xx.xx**	**xx.xx**	**xx.xx**	**xx.xx**	**xx.xx**	**xx.xx**

7.6.2. Nail Enhancement and Adhesives

Table 80. Global Cosmetics ODM Market Size, by Nail Enhancement and Adhesives, by Region, 2017-2032 (USD Million)

Region	2023	2024	2025	2026	2027	2032	CAGR (%)
Africa	xx.xx	xx.xx	xx.xx	xx.xx	xx.xx	xx.xx	xx.xx
Asia-Pacific	xx.xx	xx.xx	xx.xx	xx.xx	xx.xx	xx.xx	xx.xx
Europe	xx.xx	xx.xx	xx.xx	xx.xx	xx.xx	xx.xx	xx.xx
Latin America	xx.xx	xx.xx	xx.xx	xx.xx	xx.xx	xx.xx	xx.xx
Middle East	xx.xx	xx.xx	xx.xx	xx.xx	xx.xx	xx.xx	xx.xx
North America	xx.xx	xx.xx	xx.xx	xx.xx	xx.xx	xx.xx	xx.xx
Total	**xx.xx**	**xx.xx**	**xx.xx**	**xx.xx**	**xx.xx**	**xx.xx**	**xx.xx**

Table 81. Global Cosmetics ODM Market Size, by Nail Enhancement and Adhesives, by Group, 2017-2032 (USD Million)

Group	2023	2024	2025	2026	2027	2032	CAGR (%)
ASEAN	xx.xx	xx.xx	xx.xx	xx.xx	xx.xx	xx.xx	xx.xx
BRICS	xx.xx	xx.xx	xx.xx	xx.xx	xx.xx	xx.xx	xx.xx
European Union	xx.xx	xx.xx	xx.xx	xx.xx	xx.xx	xx.xx	xx.xx
G7	xx.xx	xx.xx	xx.xx	xx.xx	xx.xx	xx.xx	xx.xx
GCC	xx.xx	xx.xx	xx.xx	xx.xx	xx.xx	xx.xx	xx.xx
NATO	xx.xx	xx.xx	xx.xx	xx.xx	xx.xx	xx.xx	xx.xx

Table 82. Global Cosmetics ODM Market Size, by Nail Enhancement and Adhesives, by Country, 2017-2032 (USD Million)

Country	2023	2024	2025	2026	2027	2032	CAGR (%)
Australia	xx.xx	xx.xx	xx.xx	xx.xx	xx.xx	xx.xx	xx.xx
Brazil	xx.xx	xx.xx	xx.xx	xx.xx	xx.xx	xx.xx	xx.xx
Canada	xx.xx	xx.xx	xx.xx	xx.xx	xx.xx	xx.xx	xx.xx
China	xx.xx	xx.xx	xx.xx	xx.xx	xx.xx	xx.xx	xx.xx
France	xx.xx	xx.xx	xx.xx	xx.xx	xx.xx	xx.xx	xx.xx
Germany	xx.xx	xx.xx	xx.xx	xx.xx	xx.xx	xx.xx	xx.xx
India	xx.xx	xx.xx	xx.xx	xx.xx	xx.xx	xx.xx	xx.xx
Italy	xx.xx	xx.xx	xx.xx	xx.xx	xx.xx	xx.xx	xx.xx
Japan	xx.xx	xx.xx	xx.xx	xx.xx	xx.xx	xx.xx	xx.xx
Mexico	xx.xx	xx.xx	xx.xx	xx.xx	xx.xx	xx.xx	xx.xx
Russia	xx.xx	xx.xx	xx.xx	xx.xx	xx.xx	xx.xx	xx.xx
South Korea	xx.xx	xx.xx	xx.xx	xx.xx	xx.xx	xx.xx	xx.xx
Spain	xx.xx	xx.xx	xx.xx	xx.xx	xx.xx	xx.xx	xx.xx
United Kingdom	xx.xx	xx.xx	xx.xx	xx.xx	xx.xx	xx.xx	xx.xx
United States	xx.xx	xx.xx	xx.xx	xx.xx	xx.xx	xx.xx	xx.xx
Others	xx.xx	xx.xx	xx.xx	xx.xx	xx.xx	xx.xx	xx.xx
Total	**xx.xx**	**xx.xx**	**xx.xx**	**xx.xx**	**xx.xx**	**xx.xx**	**xx.xx**

7.6.3. Nail Product Removers

Table 83. Global Cosmetics ODM Market Size, by Nail Product Removers, by Region, 2017-2032 (USD Million)

Region	2023	2024	2025	2026	2027	2032	CAGR (%)
Africa	xx.xx	xx.xx	xx.xx	xx.xx	xx.xx	xx.xx	xx.xx
Asia-Pacific	xx.xx	xx.xx	xx.xx	xx.xx	xx.xx	xx.xx	xx.xx
Europe	xx.xx	xx.xx	xx.xx	xx.xx	xx.xx	xx.xx	xx.xx
Latin America	xx.xx	xx.xx	xx.xx	xx.xx	xx.xx	xx.xx	xx.xx
Middle East	xx.xx	xx.xx	xx.xx	xx.xx	xx.xx	xx.xx	xx.xx
North America	xx.xx	xx.xx	xx.xx	xx.xx	xx.xx	xx.xx	xx.xx
Total	**xx.xx**	**xx.xx**	**xx.xx**	**xx.xx**	**xx.xx**	**xx.xx**	**xx.xx**

Table 84. Global Cosmetics ODM Market Size, by Nail Product Removers, by Group, 2017-2032 (USD Million)

Group	2023	2024	2025	2026	2027	2032	CAGR (%)
ASEAN	xx.xx	xx.xx	xx.xx	xx.xx	xx.xx	xx.xx	xx.xx
BRICS	xx.xx	xx.xx	xx.xx	xx.xx	xx.xx	xx.xx	xx.xx
European Union	xx.xx	xx.xx	xx.xx	xx.xx	xx.xx	xx.xx	xx.xx
G7	xx.xx	xx.xx	xx.xx	xx.xx	xx.xx	xx.xx	xx.xx
GCC	xx.xx	xx.xx	xx.xx	xx.xx	xx.xx	xx.xx	xx.xx
NATO	xx.xx	xx.xx	xx.xx	xx.xx	xx.xx	xx.xx	xx.xx

Table 85. Global Cosmetics ODM Market Size, by Nail Product Removers, by Country, 2017-2032 (USD Million)

Country	2023	2024	2025	2026	2027	2032	CAGR (%)
Australia	xx.xx	xx.xx	xx.xx	xx.xx	xx.xx	xx.xx	xx.xx
Brazil	xx.xx	xx.xx	xx.xx	xx.xx	xx.xx	xx.xx	xx.xx
Canada	xx.xx	xx.xx	xx.xx	xx.xx	xx.xx	xx.xx	xx.xx
China	xx.xx	xx.xx	xx.xx	xx.xx	xx.xx	xx.xx	xx.xx
France	xx.xx	xx.xx	xx.xx	xx.xx	xx.xx	xx.xx	xx.xx
Germany	xx.xx	xx.xx	xx.xx	xx.xx	xx.xx	xx.xx	xx.xx
India	xx.xx	xx.xx	xx.xx	xx.xx	xx.xx	xx.xx	xx.xx
Italy	xx.xx	xx.xx	xx.xx	xx.xx	xx.xx	xx.xx	xx.xx
Japan	xx.xx	xx.xx	xx.xx	xx.xx	xx.xx	xx.xx	xx.xx
Mexico	xx.xx	xx.xx	xx.xx	xx.xx	xx.xx	xx.xx	xx.xx
Russia	xx.xx	xx.xx	xx.xx	xx.xx	xx.xx	xx.xx	xx.xx
South Korea	xx.xx	xx.xx	xx.xx	xx.xx	xx.xx	xx.xx	xx.xx
Spain	xx.xx	xx.xx	xx.xx	xx.xx	xx.xx	xx.xx	xx.xx
United Kingdom	xx.xx	xx.xx	xx.xx	xx.xx	xx.xx	xx.xx	xx.xx
United States	xx.xx	xx.xx	xx.xx	xx.xx	xx.xx	xx.xx	xx.xx
Others	xx.xx	xx.xx	xx.xx	xx.xx	xx.xx	xx.xx	xx.xx
Total	**xx.xx**	**xx.xx**	**xx.xx**	**xx.xx**	**xx.xx**	**xx.xx**	**xx.xx**

7.6.4. Nail and Cuticle Care

Table 86. Global Cosmetics ODM Market Size, by Nail and Cuticle Care, by Region, 2017-2032 (USD Million)

Region	2023	2024	2025	2026	2027	2032	CAGR (%)
Africa	xx.xx	xx.xx	xx.xx	xx.xx	xx.xx	xx.xx	xx.xx
Asia-Pacific	xx.xx	xx.xx	xx.xx	xx.xx	xx.xx	xx.xx	xx.xx
Europe	xx.xx	xx.xx	xx.xx	xx.xx	xx.xx	xx.xx	xx.xx
Latin America	xx.xx	xx.xx	xx.xx	xx.xx	xx.xx	xx.xx	xx.xx
Middle East	xx.xx	xx.xx	xx.xx	xx.xx	xx.xx	xx.xx	xx.xx
North America	xx.xx	xx.xx	xx.xx	xx.xx	xx.xx	xx.xx	xx.xx
Total	**xx.xx**	**xx.xx**	**xx.xx**	**xx.xx**	**xx.xx**	**xx.xx**	**xx.xx**

Table 87. Global Cosmetics ODM Market Size, by Nail and Cuticle Care, by Group, 2017-2032 (USD Million)

Group	2023	2024	2025	2026	2027	2032	CAGR (%)
ASEAN	xx.xx	xx.xx	xx.xx	xx.xx	xx.xx	xx.xx	xx.xx
BRICS	xx.xx	xx.xx	xx.xx	xx.xx	xx.xx	xx.xx	xx.xx
European Union	xx.xx	xx.xx	xx.xx	xx.xx	xx.xx	xx.xx	xx.xx
G7	xx.xx	xx.xx	xx.xx	xx.xx	xx.xx	xx.xx	xx.xx
GCC	xx.xx	xx.xx	xx.xx	xx.xx	xx.xx	xx.xx	xx.xx
NATO	xx.xx	xx.xx	xx.xx	xx.xx	xx.xx	xx.xx	xx.xx

Table 88. Global Cosmetics ODM Market Size, by Nail and Cuticle Care, by Country, 2017-2032 (USD Million)

Country	2023	2024	2025	2026	2027	2032	CAGR (%)
Australia	xx.xx	xx.xx	xx.xx	xx.xx	xx.xx	xx.xx	xx.xx
Brazil	xx.xx	xx.xx	xx.xx	xx.xx	xx.xx	xx.xx	xx.xx
Canada	xx.xx	xx.xx	xx.xx	xx.xx	xx.xx	xx.xx	xx.xx
China	xx.xx	xx.xx	xx.xx	xx.xx	xx.xx	xx.xx	xx.xx
France	xx.xx	xx.xx	xx.xx	xx.xx	xx.xx	xx.xx	xx.xx
Germany	xx.xx	xx.xx	xx.xx	xx.xx	xx.xx	xx.xx	xx.xx
India	xx.xx	xx.xx	xx.xx	xx.xx	xx.xx	xx.xx	xx.xx
Italy	xx.xx	xx.xx	xx.xx	xx.xx	xx.xx	xx.xx	xx.xx
Japan	xx.xx	xx.xx	xx.xx	xx.xx	xx.xx	xx.xx	xx.xx
Mexico	xx.xx	xx.xx	xx.xx	xx.xx	xx.xx	xx.xx	xx.xx
Russia	xx.xx	xx.xx	xx.xx	xx.xx	xx.xx	xx.xx	xx.xx
South Korea	xx.xx	xx.xx	xx.xx	xx.xx	xx.xx	xx.xx	xx.xx
Spain	xx.xx	xx.xx	xx.xx	xx.xx	xx.xx	xx.xx	xx.xx
United Kingdom	xx.xx	xx.xx	xx.xx	xx.xx	xx.xx	xx.xx	xx.xx
United States	xx.xx	xx.xx	xx.xx	xx.xx	xx.xx	xx.xx	xx.xx
Others	xx.xx	xx.xx	xx.xx	xx.xx	xx.xx	xx.xx	xx.xx
Total	**xx.xx**	**xx.xx**	**xx.xx**	**xx.xx**	**xx.xx**	**xx.xx**	**xx.xx**

7.7. Bath and Body Cleansing

Table 89. Global Cosmetics ODM Market, by Bath and Body Cleansing growth contribution, 2025-2032

Category	2025 value (USD Million)	2032 value (USD Million)	Added value (USD Million)	2025 share (%)	2032 share (%)	Change (pp)	Growth share (%)	CAGR (%)
Bath Additives	xx.xx	xx.xx	xx.xx	xx.xx	xx.xx	xx.xx	xx.xx	xx.xx
Body Cleansers	xx.xx	xx.xx	xx.xx	xx.xx	xx.xx	xx.xx	xx.xx	xx.xx
Scope total	**xx.xx**	**xx.xx**	**xx.xx**	**xx.xx**	**xx.xx**	**xx.xx**	**xx.xx**	**xx.xx**

Table 90. Global Cosmetics ODM Market Size, by Bath and Body Cleansing, by Region, 2017-2032 (USD Million)

Region	2023	2024	2025	2026	2027	2032	CAGR (%)
Africa	xx.xx	xx.xx	xx.xx	xx.xx	xx.xx	xx.xx	xx.xx
Asia-Pacific	xx.xx	xx.xx	xx.xx	xx.xx	xx.xx	xx.xx	xx.xx
Europe	xx.xx	xx.xx	xx.xx	xx.xx	xx.xx	xx.xx	xx.xx
Latin America	xx.xx	xx.xx	xx.xx	xx.xx	xx.xx	xx.xx	xx.xx
Middle East	xx.xx	xx.xx	xx.xx	xx.xx	xx.xx	xx.xx	xx.xx
North America	xx.xx	xx.xx	xx.xx	xx.xx	xx.xx	xx.xx	xx.xx
Total	**xx.xx**	**xx.xx**	**xx.xx**	**xx.xx**	**xx.xx**	**xx.xx**	**xx.xx**

Table 91. Global Cosmetics ODM Market Size, by Bath and Body Cleansing, by Group, 2017-2032 (USD Million)

Group	2023	2024	2025	2026	2027	2032	CAGR (%)
ASEAN	xx.xx	xx.xx	xx.xx	xx.xx	xx.xx	xx.xx	xx.xx
BRICS	xx.xx	xx.xx	xx.xx	xx.xx	xx.xx	xx.xx	xx.xx
European Union	xx.xx	xx.xx	xx.xx	xx.xx	xx.xx	xx.xx	xx.xx
G7	xx.xx	xx.xx	xx.xx	xx.xx	xx.xx	xx.xx	xx.xx
GCC	xx.xx	xx.xx	xx.xx	xx.xx	xx.xx	xx.xx	xx.xx
NATO	xx.xx	xx.xx	xx.xx	xx.xx	xx.xx	xx.xx	xx.xx

Table 92. Global Cosmetics ODM Market Size, by Bath and Body Cleansing, by Country, 2017-2032 (USD Million)

Country	2023	2024	2025	2026	2027	2032	CAGR (%)
Australia	xx.xx	xx.xx	xx.xx	xx.xx	xx.xx	xx.xx	xx.xx
Brazil	xx.xx	xx.xx	xx.xx	xx.xx	xx.xx	xx.xx	xx.xx
Canada	xx.xx	xx.xx	xx.xx	xx.xx	xx.xx	xx.xx	xx.xx
China	xx.xx	xx.xx	xx.xx	xx.xx	xx.xx	xx.xx	xx.xx
France	xx.xx	xx.xx	xx.xx	xx.xx	xx.xx	xx.xx	xx.xx
Germany	xx.xx	xx.xx	xx.xx	xx.xx	xx.xx	xx.xx	xx.xx
India	xx.xx	xx.xx	xx.xx	xx.xx	xx.xx	xx.xx	xx.xx
Italy	xx.xx	xx.xx	xx.xx	xx.xx	xx.xx	xx.xx	xx.xx
Japan	xx.xx	xx.xx	xx.xx	xx.xx	xx.xx	xx.xx	xx.xx
Mexico	xx.xx	xx.xx	xx.xx	xx.xx	xx.xx	xx.xx	xx.xx
Russia	xx.xx	xx.xx	xx.xx	xx.xx	xx.xx	xx.xx	xx.xx
South Korea	xx.xx	xx.xx	xx.xx	xx.xx	xx.xx	xx.xx	xx.xx
Spain	xx.xx	xx.xx	xx.xx	xx.xx	xx.xx	xx.xx	xx.xx
United Kingdom	xx.xx	xx.xx	xx.xx	xx.xx	xx.xx	xx.xx	xx.xx
United States	xx.xx	xx.xx	xx.xx	xx.xx	xx.xx	xx.xx	xx.xx
Others	xx.xx	xx.xx	xx.xx	xx.xx	xx.xx	xx.xx	xx.xx
Total	**xx.xx**	**xx.xx**	**xx.xx**	**xx.xx**	**xx.xx**	**xx.xx**	**xx.xx**

7.7.1. Body Cleansers

Table 93. Global Cosmetics ODM Market Size, by Body Cleansers, by Region, 2017-2032 (USD Million)

Region	2023	2024	2025	2026	2027	2032	CAGR (%)
Africa	xx.xx	xx.xx	xx.xx	xx.xx	xx.xx	xx.xx	xx.xx
Asia-Pacific	xx.xx	xx.xx	xx.xx	xx.xx	xx.xx	xx.xx	xx.xx
Europe	xx.xx	xx.xx	xx.xx	xx.xx	xx.xx	xx.xx	xx.xx
Latin America	xx.xx	xx.xx	xx.xx	xx.xx	xx.xx	xx.xx	xx.xx
Middle East	xx.xx	xx.xx	xx.xx	xx.xx	xx.xx	xx.xx	xx.xx
North America	xx.xx	xx.xx	xx.xx	xx.xx	xx.xx	xx.xx	xx.xx
Total	**xx.xx**	**xx.xx**	**xx.xx**	**xx.xx**	**xx.xx**	**xx.xx**	**xx.xx**

Table 94. Global Cosmetics ODM Market Size, by Body Cleansers, by Group, 2017-2032 (USD Million)

Group	2023	2024	2025	2026	2027	2032	CAGR (%)
ASEAN	xx.xx	xx.xx	xx.xx	xx.xx	xx.xx	xx.xx	xx.xx
BRICS	xx.xx	xx.xx	xx.xx	xx.xx	xx.xx	xx.xx	xx.xx
European Union	xx.xx	xx.xx	xx.xx	xx.xx	xx.xx	xx.xx	xx.xx
G7	xx.xx	xx.xx	xx.xx	xx.xx	xx.xx	xx.xx	xx.xx
GCC	xx.xx	xx.xx	xx.xx	xx.xx	xx.xx	xx.xx	xx.xx
NATO	xx.xx	xx.xx	xx.xx	xx.xx	xx.xx	xx.xx	xx.xx

Table 95. Global Cosmetics ODM Market Size, by Body Cleansers, by Country, 2017-2032 (USD Million)

Country	2023	2024	2025	2026	2027	2032	CAGR (%)
Australia	xx.xx	xx.xx	xx.xx	xx.xx	xx.xx	xx.xx	xx.xx
Brazil	xx.xx	xx.xx	xx.xx	xx.xx	xx.xx	xx.xx	xx.xx
Canada	xx.xx	xx.xx	xx.xx	xx.xx	xx.xx	xx.xx	xx.xx
China	xx.xx	xx.xx	xx.xx	xx.xx	xx.xx	xx.xx	xx.xx
France	xx.xx	xx.xx	xx.xx	xx.xx	xx.xx	xx.xx	xx.xx
Germany	xx.xx	xx.xx	xx.xx	xx.xx	xx.xx	xx.xx	xx.xx
India	xx.xx	xx.xx	xx.xx	xx.xx	xx.xx	xx.xx	xx.xx
Italy	xx.xx	xx.xx	xx.xx	xx.xx	xx.xx	xx.xx	xx.xx
Japan	xx.xx	xx.xx	xx.xx	xx.xx	xx.xx	xx.xx	xx.xx
Mexico	xx.xx	xx.xx	xx.xx	xx.xx	xx.xx	xx.xx	xx.xx
Russia	xx.xx	xx.xx	xx.xx	xx.xx	xx.xx	xx.xx	xx.xx
South Korea	xx.xx	xx.xx	xx.xx	xx.xx	xx.xx	xx.xx	xx.xx
Spain	xx.xx	xx.xx	xx.xx	xx.xx	xx.xx	xx.xx	xx.xx
United Kingdom	xx.xx	xx.xx	xx.xx	xx.xx	xx.xx	xx.xx	xx.xx
United States	xx.xx	xx.xx	xx.xx	xx.xx	xx.xx	xx.xx	xx.xx
Others	xx.xx	xx.xx	xx.xx	xx.xx	xx.xx	xx.xx	xx.xx
Total	**xx.xx**	**xx.xx**	**xx.xx**	**xx.xx**	**xx.xx**	**xx.xx**	**xx.xx**

7.7.2. Bath Additives

Table 96. Global Cosmetics ODM Market Size, by Bath Additives, by Region, 2017-2032 (USD Million)

Region	2023	2024	2025	2026	2027	2032	CAGR (%)
Africa	xx.xx	xx.xx	xx.xx	xx.xx	xx.xx	xx.xx	xx.xx
Asia-Pacific	xx.xx	xx.xx	xx.xx	xx.xx	xx.xx	xx.xx	xx.xx
Europe	xx.xx	xx.xx	xx.xx	xx.xx	xx.xx	xx.xx	xx.xx
Latin America	xx.xx	xx.xx	xx.xx	xx.xx	xx.xx	xx.xx	xx.xx
Middle East	xx.xx	xx.xx	xx.xx	xx.xx	xx.xx	xx.xx	xx.xx
North America	xx.xx	xx.xx	xx.xx	xx.xx	xx.xx	xx.xx	xx.xx
Total	**xx.xx**	**xx.xx**	**xx.xx**	**xx.xx**	**xx.xx**	**xx.xx**	**xx.xx**

Table 97. Global Cosmetics ODM Market Size, by Bath Additives, by Group, 2017-2032 (USD Million)

Group	2023	2024	2025	2026	2027	2032	CAGR (%)
ASEAN	xx.xx	xx.xx	xx.xx	xx.xx	xx.xx	xx.xx	xx.xx
BRICS	xx.xx	xx.xx	xx.xx	xx.xx	xx.xx	xx.xx	xx.xx
European Union	xx.xx	xx.xx	xx.xx	xx.xx	xx.xx	xx.xx	xx.xx
G7	xx.xx	xx.xx	xx.xx	xx.xx	xx.xx	xx.xx	xx.xx
GCC	xx.xx	xx.xx	xx.xx	xx.xx	xx.xx	xx.xx	xx.xx
NATO	xx.xx	xx.xx	xx.xx	xx.xx	xx.xx	xx.xx	xx.xx

Table 98. Global Cosmetics ODM Market Size, by Bath Additives, by Country, 2017-2032 (USD Million)

Country	2023	2024	2025	2026	2027	2032	CAGR (%)
Australia	xx.xx	xx.xx	xx.xx	xx.xx	xx.xx	xx.xx	xx.xx
Brazil	xx.xx	xx.xx	xx.xx	xx.xx	xx.xx	xx.xx	xx.xx
Canada	xx.xx	xx.xx	xx.xx	xx.xx	xx.xx	xx.xx	xx.xx
China	xx.xx	xx.xx	xx.xx	xx.xx	xx.xx	xx.xx	xx.xx
France	xx.xx	xx.xx	xx.xx	xx.xx	xx.xx	xx.xx	xx.xx
Germany	xx.xx	xx.xx	xx.xx	xx.xx	xx.xx	xx.xx	xx.xx
India	xx.xx	xx.xx	xx.xx	xx.xx	xx.xx	xx.xx	xx.xx
Italy	xx.xx	xx.xx	xx.xx	xx.xx	xx.xx	xx.xx	xx.xx
Japan	xx.xx	xx.xx	xx.xx	xx.xx	xx.xx	xx.xx	xx.xx
Mexico	xx.xx	xx.xx	xx.xx	xx.xx	xx.xx	xx.xx	xx.xx
Russia	xx.xx	xx.xx	xx.xx	xx.xx	xx.xx	xx.xx	xx.xx
South Korea	xx.xx	xx.xx	xx.xx	xx.xx	xx.xx	xx.xx	xx.xx
Spain	xx.xx	xx.xx	xx.xx	xx.xx	xx.xx	xx.xx	xx.xx
United Kingdom	xx.xx	xx.xx	xx.xx	xx.xx	xx.xx	xx.xx	xx.xx
United States	xx.xx	xx.xx	xx.xx	xx.xx	xx.xx	xx.xx	xx.xx
Others	xx.xx	xx.xx	xx.xx	xx.xx	xx.xx	xx.xx	xx.xx
Total	**xx.xx**	**xx.xx**	**xx.xx**	**xx.xx**	**xx.xx**	**xx.xx**	**xx.xx**

7.8. Hair Coloring and Lightening

Table 99. Global Cosmetics ODM Market, by Hair Coloring and Lightening growth contribution, 2025-2032

Category	2025 value (USD Million)	2032 value (USD Million)	Added value (USD Million)	2025 share (%)	2032 share (%)	Change (pp)	Growth share (%)	CAGR (%)
Hair Colorants	xx.xx	xx.xx	xx.xx	xx.xx	xx.xx	xx.xx	xx.xx	xx.xx
Hair Lighteners	xx.xx	xx.xx	xx.xx	xx.xx	xx.xx	xx.xx	xx.xx	xx.xx
Scope total	**xx.xx**	**xx.xx**	**xx.xx**	**xx.xx**	**xx.xx**	**xx.xx**	**xx.xx**	**xx.xx**

Table 100. Global Cosmetics ODM Market Size, by Hair Coloring and Lightening, by Region, 2017-2032 (USD Million)

Region	2023	2024	2025	2026	2027	2032	CAGR (%)
Africa	xx.xx	xx.xx	xx.xx	xx.xx	xx.xx	xx.xx	xx.xx
Asia-Pacific	xx.xx	xx.xx	xx.xx	xx.xx	xx.xx	xx.xx	xx.xx
Europe	xx.xx	xx.xx	xx.xx	xx.xx	xx.xx	xx.xx	xx.xx
Latin America	xx.xx	xx.xx	xx.xx	xx.xx	xx.xx	xx.xx	xx.xx
Middle East	xx.xx	xx.xx	xx.xx	xx.xx	xx.xx	xx.xx	xx.xx
North America	xx.xx	xx.xx	xx.xx	xx.xx	xx.xx	xx.xx	xx.xx
Total	**xx.xx**	**xx.xx**	**xx.xx**	**xx.xx**	**xx.xx**	**xx.xx**	**xx.xx**

Table 101. Global Cosmetics ODM Market Size, by Hair Coloring and Lightening, by Group, 2017-2032 (USD Million)

Group	2023	2024	2025	2026	2027	2032	CAGR (%)
ASEAN	xx.xx	xx.xx	xx.xx	xx.xx	xx.xx	xx.xx	xx.xx
BRICS	xx.xx	xx.xx	xx.xx	xx.xx	xx.xx	xx.xx	xx.xx
European Union	xx.xx	xx.xx	xx.xx	xx.xx	xx.xx	xx.xx	xx.xx
G7	xx.xx	xx.xx	xx.xx	xx.xx	xx.xx	xx.xx	xx.xx
GCC	xx.xx	xx.xx	xx.xx	xx.xx	xx.xx	xx.xx	xx.xx
NATO	xx.xx	xx.xx	xx.xx	xx.xx	xx.xx	xx.xx	xx.xx

Table 102. Global Cosmetics ODM Market Size, by Hair Coloring and Lightening, by Country, 2017-2032 (USD Million)

Country	2023	2024	2025	2026	2027	2032	CAGR (%)
Australia	xx.xx	xx.xx	xx.xx	xx.xx	xx.xx	xx.xx	xx.xx
Brazil	xx.xx	xx.xx	xx.xx	xx.xx	xx.xx	xx.xx	xx.xx
Canada	xx.xx	xx.xx	xx.xx	xx.xx	xx.xx	xx.xx	xx.xx
China	xx.xx	xx.xx	xx.xx	xx.xx	xx.xx	xx.xx	xx.xx
France	xx.xx	xx.xx	xx.xx	xx.xx	xx.xx	xx.xx	xx.xx
Germany	xx.xx	xx.xx	xx.xx	xx.xx	xx.xx	xx.xx	xx.xx
India	xx.xx	xx.xx	xx.xx	xx.xx	xx.xx	xx.xx	xx.xx
Italy	xx.xx	xx.xx	xx.xx	xx.xx	xx.xx	xx.xx	xx.xx
Japan	xx.xx	xx.xx	xx.xx	xx.xx	xx.xx	xx.xx	xx.xx
Mexico	xx.xx	xx.xx	xx.xx	xx.xx	xx.xx	xx.xx	xx.xx
Russia	xx.xx	xx.xx	xx.xx	xx.xx	xx.xx	xx.xx	xx.xx
South Korea	xx.xx	xx.xx	xx.xx	xx.xx	xx.xx	xx.xx	xx.xx
Spain	xx.xx	xx.xx	xx.xx	xx.xx	xx.xx	xx.xx	xx.xx
United Kingdom	xx.xx	xx.xx	xx.xx	xx.xx	xx.xx	xx.xx	xx.xx
United States	xx.xx	xx.xx	xx.xx	xx.xx	xx.xx	xx.xx	xx.xx
Others	xx.xx	xx.xx	xx.xx	xx.xx	xx.xx	xx.xx	xx.xx
Total	**xx.xx**	**xx.xx**	**xx.xx**	**xx.xx**	**xx.xx**	**xx.xx**	**xx.xx**

7.8.1. Hair Colorants

Table 103. Global Cosmetics ODM Market Size, by Hair Colorants, by Region, 2017-2032 (USD Million)

Region	2023	2024	2025	2026	2027	2032	CAGR (%)
Africa	xx.xx	xx.xx	xx.xx	xx.xx	xx.xx	xx.xx	xx.xx
Asia-Pacific	xx.xx	xx.xx	xx.xx	xx.xx	xx.xx	xx.xx	xx.xx
Europe	xx.xx	xx.xx	xx.xx	xx.xx	xx.xx	xx.xx	xx.xx
Latin America	xx.xx	xx.xx	xx.xx	xx.xx	xx.xx	xx.xx	xx.xx
Middle East	xx.xx	xx.xx	xx.xx	xx.xx	xx.xx	xx.xx	xx.xx
North America	xx.xx	xx.xx	xx.xx	xx.xx	xx.xx	xx.xx	xx.xx
Total	**xx.xx**	**xx.xx**	**xx.xx**	**xx.xx**	**xx.xx**	**xx.xx**	**xx.xx**

Table 104. Global Cosmetics ODM Market Size, by Hair Colorants, by Group, 2017-2032 (USD Million)

Group	2023	2024	2025	2026	2027	2032	CAGR (%)
ASEAN	xx.xx	xx.xx	xx.xx	xx.xx	xx.xx	xx.xx	xx.xx
BRICS	xx.xx	xx.xx	xx.xx	xx.xx	xx.xx	xx.xx	xx.xx
European Union	xx.xx	xx.xx	xx.xx	xx.xx	xx.xx	xx.xx	xx.xx
G7	xx.xx	xx.xx	xx.xx	xx.xx	xx.xx	xx.xx	xx.xx
GCC	xx.xx	xx.xx	xx.xx	xx.xx	xx.xx	xx.xx	xx.xx
NATO	xx.xx	xx.xx	xx.xx	xx.xx	xx.xx	xx.xx	xx.xx

Table 105. Global Cosmetics ODM Market Size, by Hair Colorants, by Country, 2017-2032 (USD Million)

Country	2023	2024	2025	2026	2027	2032	CAGR (%)
Australia	xx.xx	xx.xx	xx.xx	xx.xx	xx.xx	xx.xx	xx.xx
Brazil	xx.xx	xx.xx	xx.xx	xx.xx	xx.xx	xx.xx	xx.xx
Canada	xx.xx	xx.xx	xx.xx	xx.xx	xx.xx	xx.xx	xx.xx
China	xx.xx	xx.xx	xx.xx	xx.xx	xx.xx	xx.xx	xx.xx
France	xx.xx	xx.xx	xx.xx	xx.xx	xx.xx	xx.xx	xx.xx
Germany	xx.xx	xx.xx	xx.xx	xx.xx	xx.xx	xx.xx	xx.xx
India	xx.xx	xx.xx	xx.xx	xx.xx	xx.xx	xx.xx	xx.xx
Italy	xx.xx	xx.xx	xx.xx	xx.xx	xx.xx	xx.xx	xx.xx
Japan	xx.xx	xx.xx	xx.xx	xx.xx	xx.xx	xx.xx	xx.xx
Mexico	xx.xx	xx.xx	xx.xx	xx.xx	xx.xx	xx.xx	xx.xx
Russia	xx.xx	xx.xx	xx.xx	xx.xx	xx.xx	xx.xx	xx.xx
South Korea	xx.xx	xx.xx	xx.xx	xx.xx	xx.xx	xx.xx	xx.xx
Spain	xx.xx	xx.xx	xx.xx	xx.xx	xx.xx	xx.xx	xx.xx
United Kingdom	xx.xx	xx.xx	xx.xx	xx.xx	xx.xx	xx.xx	xx.xx
United States	xx.xx	xx.xx	xx.xx	xx.xx	xx.xx	xx.xx	xx.xx
Others	xx.xx	xx.xx	xx.xx	xx.xx	xx.xx	xx.xx	xx.xx
Total	**xx.xx**	**xx.xx**	**xx.xx**	**xx.xx**	**xx.xx**	**xx.xx**	**xx.xx**

7.8.2. Hair Lighteners

Table 106. Global Cosmetics ODM Market Size, by Hair Lighteners, by Region, 2017-2032 (USD Million)

Region	2023	2024	2025	2026	2027	2032	CAGR (%)
Africa	xx.xx	xx.xx	xx.xx	xx.xx	xx.xx	xx.xx	xx.xx
Asia-Pacific	xx.xx	xx.xx	xx.xx	xx.xx	xx.xx	xx.xx	xx.xx
Europe	xx.xx	xx.xx	xx.xx	xx.xx	xx.xx	xx.xx	xx.xx
Latin America	xx.xx	xx.xx	xx.xx	xx.xx	xx.xx	xx.xx	xx.xx
Middle East	xx.xx	xx.xx	xx.xx	xx.xx	xx.xx	xx.xx	xx.xx
North America	xx.xx	xx.xx	xx.xx	xx.xx	xx.xx	xx.xx	xx.xx
Total	**xx.xx**	**xx.xx**	**xx.xx**	**xx.xx**	**xx.xx**	**xx.xx**	**xx.xx**

Table 107. Global Cosmetics ODM Market Size, by Hair Lighteners, by Group, 2017-2032 (USD Million)

Group	2023	2024	2025	2026	2027	2032	CAGR (%)
ASEAN	xx.xx	xx.xx	xx.xx	xx.xx	xx.xx	xx.xx	xx.xx
BRICS	xx.xx	xx.xx	xx.xx	xx.xx	xx.xx	xx.xx	xx.xx
European Union	xx.xx	xx.xx	xx.xx	xx.xx	xx.xx	xx.xx	xx.xx
G7	xx.xx	xx.xx	xx.xx	xx.xx	xx.xx	xx.xx	xx.xx
GCC	xx.xx	xx.xx	xx.xx	xx.xx	xx.xx	xx.xx	xx.xx
NATO	xx.xx	xx.xx	xx.xx	xx.xx	xx.xx	xx.xx	xx.xx

Table 108. Global Cosmetics ODM Market Size, by Hair Lighteners, by Country, 2017-2032 (USD Million)

Country	2023	2024	2025	2026	2027	2032	CAGR (%)
Australia	xx.xx	xx.xx	xx.xx	xx.xx	xx.xx	xx.xx	xx.xx
Brazil	xx.xx	xx.xx	xx.xx	xx.xx	xx.xx	xx.xx	xx.xx
Canada	xx.xx	xx.xx	xx.xx	xx.xx	xx.xx	xx.xx	xx.xx
China	xx.xx	xx.xx	xx.xx	xx.xx	xx.xx	xx.xx	xx.xx
France	xx.xx	xx.xx	xx.xx	xx.xx	xx.xx	xx.xx	xx.xx
Germany	xx.xx	xx.xx	xx.xx	xx.xx	xx.xx	xx.xx	xx.xx
India	xx.xx	xx.xx	xx.xx	xx.xx	xx.xx	xx.xx	xx.xx
Italy	xx.xx	xx.xx	xx.xx	xx.xx	xx.xx	xx.xx	xx.xx
Japan	xx.xx	xx.xx	xx.xx	xx.xx	xx.xx	xx.xx	xx.xx
Mexico	xx.xx	xx.xx	xx.xx	xx.xx	xx.xx	xx.xx	xx.xx
Russia	xx.xx	xx.xx	xx.xx	xx.xx	xx.xx	xx.xx	xx.xx
South Korea	xx.xx	xx.xx	xx.xx	xx.xx	xx.xx	xx.xx	xx.xx
Spain	xx.xx	xx.xx	xx.xx	xx.xx	xx.xx	xx.xx	xx.xx
United Kingdom	xx.xx	xx.xx	xx.xx	xx.xx	xx.xx	xx.xx	xx.xx
United States	xx.xx	xx.xx	xx.xx	xx.xx	xx.xx	xx.xx	xx.xx
Others	xx.xx	xx.xx	xx.xx	xx.xx	xx.xx	xx.xx	xx.xx
Total	**xx.xx**	**xx.xx**	**xx.xx**	**xx.xx**	**xx.xx**	**xx.xx**	**xx.xx**

7.9. Oral Care

Table 109. Global Cosmetics ODM Market, by Oral Care growth contribution, 2025-2032

Category	2025 value (USD Million)	2032 value (USD Million)	Added value (USD Million)	2025 share (%)	2032 share (%)	Change (pp)	Growth share (%)	CAGR (%)
Dentifrices	xx.xx	xx.xx	xx.xx	xx.xx	xx.xx	xx.xx	xx.xx	xx.xx
Mouthwash and Breath Fresheners	xx.xx	xx.xx	xx.xx	xx.xx	xx.xx	xx.xx	xx.xx	xx.xx
Tooth Whitening	xx.xx	xx.xx	xx.xx	xx.xx	xx.xx	xx.xx	xx.xx	xx.xx
Scope total	**xx.xx**	**xx.xx**	**xx.xx**	**xx.xx**	**xx.xx**	**xx.xx**	**xx.xx**	**xx.xx**

Table 110. Global Cosmetics ODM Market Size, by Oral Care, by Region, 2017-2032 (USD Million)

Region	2023	2024	2025	2026	2027	2032	CAGR (%)
Africa	xx.xx	xx.xx	xx.xx	xx.xx	xx.xx	xx.xx	xx.xx
Asia-Pacific	xx.xx	xx.xx	xx.xx	xx.xx	xx.xx	xx.xx	xx.xx
Europe	xx.xx	xx.xx	xx.xx	xx.xx	xx.xx	xx.xx	xx.xx
Latin America	xx.xx	xx.xx	xx.xx	xx.xx	xx.xx	xx.xx	xx.xx
Middle East	xx.xx	xx.xx	xx.xx	xx.xx	xx.xx	xx.xx	xx.xx
North America	xx.xx	xx.xx	xx.xx	xx.xx	xx.xx	xx.xx	xx.xx
Total	**xx.xx**	**xx.xx**	**xx.xx**	**xx.xx**	**xx.xx**	**xx.xx**	**xx.xx**

Table 111. Global Cosmetics ODM Market Size, by Oral Care, by Group, 2017-2032 (USD Million)

Group	2023	2024	2025	2026	2027	2032	CAGR (%)
ASEAN	xx.xx	xx.xx	xx.xx	xx.xx	xx.xx	xx.xx	xx.xx
BRICS	xx.xx	xx.xx	xx.xx	xx.xx	xx.xx	xx.xx	xx.xx
European Union	xx.xx	xx.xx	xx.xx	xx.xx	xx.xx	xx.xx	xx.xx
G7	xx.xx	xx.xx	xx.xx	xx.xx	xx.xx	xx.xx	xx.xx
GCC	xx.xx	xx.xx	xx.xx	xx.xx	xx.xx	xx.xx	xx.xx
NATO	xx.xx	xx.xx	xx.xx	xx.xx	xx.xx	xx.xx	xx.xx

Table 112. Global Cosmetics ODM Market Size, by Oral Care, by Country, 2017-2032 (USD Million)

Country	2023	2024	2025	2026	2027	2032	CAGR (%)
Australia	xx.xx	xx.xx	xx.xx	xx.xx	xx.xx	xx.xx	xx.xx
Brazil	xx.xx	xx.xx	xx.xx	xx.xx	xx.xx	xx.xx	xx.xx
Canada	xx.xx	xx.xx	xx.xx	xx.xx	xx.xx	xx.xx	xx.xx
China	xx.xx	xx.xx	xx.xx	xx.xx	xx.xx	xx.xx	xx.xx
France	xx.xx	xx.xx	xx.xx	xx.xx	xx.xx	xx.xx	xx.xx
Germany	xx.xx	xx.xx	xx.xx	xx.xx	xx.xx	xx.xx	xx.xx
India	xx.xx	xx.xx	xx.xx	xx.xx	xx.xx	xx.xx	xx.xx
Italy	xx.xx	xx.xx	xx.xx	xx.xx	xx.xx	xx.xx	xx.xx
Japan	xx.xx	xx.xx	xx.xx	xx.xx	xx.xx	xx.xx	xx.xx
Mexico	xx.xx	xx.xx	xx.xx	xx.xx	xx.xx	xx.xx	xx.xx
Russia	xx.xx	xx.xx	xx.xx	xx.xx	xx.xx	xx.xx	xx.xx
South Korea	xx.xx	xx.xx	xx.xx	xx.xx	xx.xx	xx.xx	xx.xx
Spain	xx.xx	xx.xx	xx.xx	xx.xx	xx.xx	xx.xx	xx.xx
United Kingdom	xx.xx	xx.xx	xx.xx	xx.xx	xx.xx	xx.xx	xx.xx
United States	xx.xx	xx.xx	xx.xx	xx.xx	xx.xx	xx.xx	xx.xx
Others	xx.xx	xx.xx	xx.xx	xx.xx	xx.xx	xx.xx	xx.xx
Total	**xx.xx**	**xx.xx**	**xx.xx**	**xx.xx**	**xx.xx**	**xx.xx**	**xx.xx**

7.9.1. Dentifrices

Table 113. Global Cosmetics ODM Market Size, by Dentifrices, by Region, 2017-2032 (USD Million)

Region	2023	2024	2025	2026	2027	2032	CAGR (%)
Africa	xx.xx	xx.xx	xx.xx	xx.xx	xx.xx	xx.xx	xx.xx
Asia-Pacific	xx.xx	xx.xx	xx.xx	xx.xx	xx.xx	xx.xx	xx.xx
Europe	xx.xx	xx.xx	xx.xx	xx.xx	xx.xx	xx.xx	xx.xx
Latin America	xx.xx	xx.xx	xx.xx	xx.xx	xx.xx	xx.xx	xx.xx
Middle East	xx.xx	xx.xx	xx.xx	xx.xx	xx.xx	xx.xx	xx.xx
North America	xx.xx	xx.xx	xx.xx	xx.xx	xx.xx	xx.xx	xx.xx
Total	**xx.xx**	**xx.xx**	**xx.xx**	**xx.xx**	**xx.xx**	**xx.xx**	**xx.xx**

Table 114. Global Cosmetics ODM Market Size, by Dentifrices, by Group, 2017-2032 (USD Million)

Group	2023	2024	2025	2026	2027	2032	CAGR (%)
ASEAN	xx.xx	xx.xx	xx.xx	xx.xx	xx.xx	xx.xx	xx.xx
BRICS	xx.xx	xx.xx	xx.xx	xx.xx	xx.xx	xx.xx	xx.xx
European Union	xx.xx	xx.xx	xx.xx	xx.xx	xx.xx	xx.xx	xx.xx
G7	xx.xx	xx.xx	xx.xx	xx.xx	xx.xx	xx.xx	xx.xx
GCC	xx.xx	xx.xx	xx.xx	xx.xx	xx.xx	xx.xx	xx.xx
NATO	xx.xx	xx.xx	xx.xx	xx.xx	xx.xx	xx.xx	xx.xx

Table 115. Global Cosmetics ODM Market Size, by Dentifrices, by Country, 2017-2032 (USD Million)

Country	2023	2024	2025	2026	2027	2032	CAGR (%)
Australia	xx.xx	xx.xx	xx.xx	xx.xx	xx.xx	xx.xx	xx.xx
Brazil	xx.xx	xx.xx	xx.xx	xx.xx	xx.xx	xx.xx	xx.xx
Canada	xx.xx	xx.xx	xx.xx	xx.xx	xx.xx	xx.xx	xx.xx
China	xx.xx	xx.xx	xx.xx	xx.xx	xx.xx	xx.xx	xx.xx
France	xx.xx	xx.xx	xx.xx	xx.xx	xx.xx	xx.xx	xx.xx
Germany	xx.xx	xx.xx	xx.xx	xx.xx	xx.xx	xx.xx	xx.xx
India	xx.xx	xx.xx	xx.xx	xx.xx	xx.xx	xx.xx	xx.xx
Italy	xx.xx	xx.xx	xx.xx	xx.xx	xx.xx	xx.xx	xx.xx
Japan	xx.xx	xx.xx	xx.xx	xx.xx	xx.xx	xx.xx	xx.xx
Mexico	xx.xx	xx.xx	xx.xx	xx.xx	xx.xx	xx.xx	xx.xx
Russia	xx.xx	xx.xx	xx.xx	xx.xx	xx.xx	xx.xx	xx.xx
South Korea	xx.xx	xx.xx	xx.xx	xx.xx	xx.xx	xx.xx	xx.xx
Spain	xx.xx	xx.xx	xx.xx	xx.xx	xx.xx	xx.xx	xx.xx
United Kingdom	xx.xx	xx.xx	xx.xx	xx.xx	xx.xx	xx.xx	xx.xx
United States	xx.xx	xx.xx	xx.xx	xx.xx	xx.xx	xx.xx	xx.xx
Others	xx.xx	xx.xx	xx.xx	xx.xx	xx.xx	xx.xx	xx.xx
Total	**xx.xx**	**xx.xx**	**xx.xx**	**xx.xx**	**xx.xx**	**xx.xx**	**xx.xx**

7.9.2. Mouthwash and Breath Fresheners

Table 116. Global Cosmetics ODM Market Size, by Mouthwash and Breath Fresheners, by Region, 2017-2032 (USD Million)

Region	2023	2024	2025	2026	2027	2032	CAGR (%)
Africa	xx.xx	xx.xx	xx.xx	xx.xx	xx.xx	xx.xx	xx.xx
Asia-Pacific	xx.xx	xx.xx	xx.xx	xx.xx	xx.xx	xx.xx	xx.xx
Europe	xx.xx	xx.xx	xx.xx	xx.xx	xx.xx	xx.xx	xx.xx
Latin America	xx.xx	xx.xx	xx.xx	xx.xx	xx.xx	xx.xx	xx.xx
Middle East	xx.xx	xx.xx	xx.xx	xx.xx	xx.xx	xx.xx	xx.xx
North America	xx.xx	xx.xx	xx.xx	xx.xx	xx.xx	xx.xx	xx.xx
Total	**xx.xx**	**xx.xx**	**xx.xx**	**xx.xx**	**xx.xx**	**xx.xx**	**xx.xx**

Table 117. Global Cosmetics ODM Market Size, by Mouthwash and Breath Fresheners, by Group, 2017-2032 (USD Million)

Group	2023	2024	2025	2026	2027	2032	CAGR (%)
ASEAN	xx.xx	xx.xx	xx.xx	xx.xx	xx.xx	xx.xx	xx.xx
BRICS	xx.xx	xx.xx	xx.xx	xx.xx	xx.xx	xx.xx	xx.xx
European Union	xx.xx	xx.xx	xx.xx	xx.xx	xx.xx	xx.xx	xx.xx
G7	xx.xx	xx.xx	xx.xx	xx.xx	xx.xx	xx.xx	xx.xx
GCC	xx.xx	xx.xx	xx.xx	xx.xx	xx.xx	xx.xx	xx.xx
NATO	xx.xx	xx.xx	xx.xx	xx.xx	xx.xx	xx.xx	xx.xx

Table 118. Global Cosmetics ODM Market Size, by Mouthwash and Breath Fresheners, by Country, 2017-2032 (USD Million)

Country	2023	2024	2025	2026	2027	2032	CAGR (%)
Australia	xx.xx	xx.xx	xx.xx	xx.xx	xx.xx	xx.xx	xx.xx
Brazil	xx.xx	xx.xx	xx.xx	xx.xx	xx.xx	xx.xx	xx.xx
Canada	xx.xx	xx.xx	xx.xx	xx.xx	xx.xx	xx.xx	xx.xx
China	xx.xx	xx.xx	xx.xx	xx.xx	xx.xx	xx.xx	xx.xx
France	xx.xx	xx.xx	xx.xx	xx.xx	xx.xx	xx.xx	xx.xx
Germany	xx.xx	xx.xx	xx.xx	xx.xx	xx.xx	xx.xx	xx.xx
India	xx.xx	xx.xx	xx.xx	xx.xx	xx.xx	xx.xx	xx.xx
Italy	xx.xx	xx.xx	xx.xx	xx.xx	xx.xx	xx.xx	xx.xx
Japan	xx.xx	xx.xx	xx.xx	xx.xx	xx.xx	xx.xx	xx.xx
Mexico	xx.xx	xx.xx	xx.xx	xx.xx	xx.xx	xx.xx	xx.xx
Russia	xx.xx	xx.xx	xx.xx	xx.xx	xx.xx	xx.xx	xx.xx
South Korea	xx.xx	xx.xx	xx.xx	xx.xx	xx.xx	xx.xx	xx.xx
Spain	xx.xx	xx.xx	xx.xx	xx.xx	xx.xx	xx.xx	xx.xx
United Kingdom	xx.xx	xx.xx	xx.xx	xx.xx	xx.xx	xx.xx	xx.xx
United States	xx.xx	xx.xx	xx.xx	xx.xx	xx.xx	xx.xx	xx.xx
Others	xx.xx	xx.xx	xx.xx	xx.xx	xx.xx	xx.xx	xx.xx
Total	**xx.xx**	**xx.xx**	**xx.xx**	**xx.xx**	**xx.xx**	**xx.xx**	**xx.xx**

7.9.3. Tooth Whitening

Table 119. Global Cosmetics ODM Market Size, by Tooth Whitening, by Region, 2017-2032 (USD Million)

Region	2023	2024	2025	2026	2027	2032	CAGR (%)
Africa	xx.xx	xx.xx	xx.xx	xx.xx	xx.xx	xx.xx	xx.xx
Asia-Pacific	xx.xx	xx.xx	xx.xx	xx.xx	xx.xx	xx.xx	xx.xx
Europe	xx.xx	xx.xx	xx.xx	xx.xx	xx.xx	xx.xx	xx.xx
Latin America	xx.xx	xx.xx	xx.xx	xx.xx	xx.xx	xx.xx	xx.xx
Middle East	xx.xx	xx.xx	xx.xx	xx.xx	xx.xx	xx.xx	xx.xx
North America	xx.xx	xx.xx	xx.xx	xx.xx	xx.xx	xx.xx	xx.xx
Total	**xx.xx**	**xx.xx**	**xx.xx**	**xx.xx**	**xx.xx**	**xx.xx**	**xx.xx**

Table 120. Global Cosmetics ODM Market Size, by Tooth Whitening, by Group, 2017-2032 (USD Million)

Group	2023	2024	2025	2026	2027	2032	CAGR (%)
ASEAN	xx.xx	xx.xx	xx.xx	xx.xx	xx.xx	xx.xx	xx.xx
BRICS	xx.xx	xx.xx	xx.xx	xx.xx	xx.xx	xx.xx	xx.xx
European Union	xx.xx	xx.xx	xx.xx	xx.xx	xx.xx	xx.xx	xx.xx
G7	xx.xx	xx.xx	xx.xx	xx.xx	xx.xx	xx.xx	xx.xx
GCC	xx.xx	xx.xx	xx.xx	xx.xx	xx.xx	xx.xx	xx.xx
NATO	xx.xx	xx.xx	xx.xx	xx.xx	xx.xx	xx.xx	xx.xx

Table 121. Global Cosmetics ODM Market Size, by Tooth Whitening, by Country, 2017-2032 (USD Million)

Country	2023	2024	2025	2026	2027	2032	CAGR (%)
Australia	xx.xx	xx.xx	xx.xx	xx.xx	xx.xx	xx.xx	xx.xx
Brazil	xx.xx	xx.xx	xx.xx	xx.xx	xx.xx	xx.xx	xx.xx
Canada	xx.xx	xx.xx	xx.xx	xx.xx	xx.xx	xx.xx	xx.xx
China	xx.xx	xx.xx	xx.xx	xx.xx	xx.xx	xx.xx	xx.xx
France	xx.xx	xx.xx	xx.xx	xx.xx	xx.xx	xx.xx	xx.xx
Germany	xx.xx	xx.xx	xx.xx	xx.xx	xx.xx	xx.xx	xx.xx
India	xx.xx	xx.xx	xx.xx	xx.xx	xx.xx	xx.xx	xx.xx
Italy	xx.xx	xx.xx	xx.xx	xx.xx	xx.xx	xx.xx	xx.xx
Japan	xx.xx	xx.xx	xx.xx	xx.xx	xx.xx	xx.xx	xx.xx
Mexico	xx.xx	xx.xx	xx.xx	xx.xx	xx.xx	xx.xx	xx.xx
Russia	xx.xx	xx.xx	xx.xx	xx.xx	xx.xx	xx.xx	xx.xx
South Korea	xx.xx	xx.xx	xx.xx	xx.xx	xx.xx	xx.xx	xx.xx
Spain	xx.xx	xx.xx	xx.xx	xx.xx	xx.xx	xx.xx	xx.xx
United Kingdom	xx.xx	xx.xx	xx.xx	xx.xx	xx.xx	xx.xx	xx.xx
United States	xx.xx	xx.xx	xx.xx	xx.xx	xx.xx	xx.xx	xx.xx
Others	xx.xx	xx.xx	xx.xx	xx.xx	xx.xx	xx.xx	xx.xx
Total	**xx.xx**	**xx.xx**	**xx.xx**	**xx.xx**	**xx.xx**	**xx.xx**	**xx.xx**

7.10. Deodorants and Antiperspirants

Table 122. Global Cosmetics ODM Market, by Deodorants and Antiperspirants growth contribution, 2025-2032

Category	2025 value (USD Million)	2032 value (USD Million)	Added value (USD Million)	2025 share (%)	2032 share (%)	Change (pp)	Growth share (%)	CAGR (%)
Antiperspirants	xx.xx	xx.xx	xx.xx	xx.xx	xx.xx	xx.xx	xx.xx	xx.xx
Deodorants	xx.xx	xx.xx	xx.xx	xx.xx	xx.xx	xx.xx	xx.xx	xx.xx
Scope total	**xx.xx**	**xx.xx**	**xx.xx**	**xx.xx**	**xx.xx**	**xx.xx**	**xx.xx**	**xx.xx**

Table 123. Global Cosmetics ODM Market Size, by Deodorants and Antiperspirants, by Region, 2017-2032 (USD Million)

Region	2023	2024	2025	2026	2027	2032	CAGR (%)
Africa	xx.xx	xx.xx	xx.xx	xx.xx	xx.xx	xx.xx	xx.xx
Asia-Pacific	xx.xx	xx.xx	xx.xx	xx.xx	xx.xx	xx.xx	xx.xx
Europe	xx.xx	xx.xx	xx.xx	xx.xx	xx.xx	xx.xx	xx.xx
Latin America	xx.xx	xx.xx	xx.xx	xx.xx	xx.xx	xx.xx	xx.xx
Middle East	xx.xx	xx.xx	xx.xx	xx.xx	xx.xx	xx.xx	xx.xx
North America	xx.xx	xx.xx	xx.xx	xx.xx	xx.xx	xx.xx	xx.xx
Total	**xx.xx**	**xx.xx**	**xx.xx**	**xx.xx**	**xx.xx**	**xx.xx**	**xx.xx**

Table 124. Global Cosmetics ODM Market Size, by Deodorants and Antiperspirants, by Group, 2017-2032 (USD Million)

Group	2023	2024	2025	2026	2027	2032	CAGR (%)
ASEAN	xx.xx	xx.xx	xx.xx	xx.xx	xx.xx	xx.xx	xx.xx
BRICS	xx.xx	xx.xx	xx.xx	xx.xx	xx.xx	xx.xx	xx.xx
European Union	xx.xx	xx.xx	xx.xx	xx.xx	xx.xx	xx.xx	xx.xx
G7	xx.xx	xx.xx	xx.xx	xx.xx	xx.xx	xx.xx	xx.xx
GCC	xx.xx	xx.xx	xx.xx	xx.xx	xx.xx	xx.xx	xx.xx
NATO	xx.xx	xx.xx	xx.xx	xx.xx	xx.xx	xx.xx	xx.xx

Table 125. Global Cosmetics ODM Market Size, by Deodorants and Antiperspirants, by Country, 2017-2032 (USD Million)

Country	2023	2024	2025	2026	2027	2032	CAGR (%)
Australia	xx.xx	xx.xx	xx.xx	xx.xx	xx.xx	xx.xx	xx.xx
Brazil	xx.xx	xx.xx	xx.xx	xx.xx	xx.xx	xx.xx	xx.xx
Canada	xx.xx	xx.xx	xx.xx	xx.xx	xx.xx	xx.xx	xx.xx
China	xx.xx	xx.xx	xx.xx	xx.xx	xx.xx	xx.xx	xx.xx
France	xx.xx	xx.xx	xx.xx	xx.xx	xx.xx	xx.xx	xx.xx
Germany	xx.xx	xx.xx	xx.xx	xx.xx	xx.xx	xx.xx	xx.xx
India	xx.xx	xx.xx	xx.xx	xx.xx	xx.xx	xx.xx	xx.xx
Italy	xx.xx	xx.xx	xx.xx	xx.xx	xx.xx	xx.xx	xx.xx
Japan	xx.xx	xx.xx	xx.xx	xx.xx	xx.xx	xx.xx	xx.xx
Mexico	xx.xx	xx.xx	xx.xx	xx.xx	xx.xx	xx.xx	xx.xx
Russia	xx.xx	xx.xx	xx.xx	xx.xx	xx.xx	xx.xx	xx.xx
South Korea	xx.xx	xx.xx	xx.xx	xx.xx	xx.xx	xx.xx	xx.xx
Spain	xx.xx	xx.xx	xx.xx	xx.xx	xx.xx	xx.xx	xx.xx
United Kingdom	xx.xx	xx.xx	xx.xx	xx.xx	xx.xx	xx.xx	xx.xx
United States	xx.xx	xx.xx	xx.xx	xx.xx	xx.xx	xx.xx	xx.xx
Others	xx.xx	xx.xx	xx.xx	xx.xx	xx.xx	xx.xx	xx.xx
Total	**xx.xx**	**xx.xx**	**xx.xx**	**xx.xx**	**xx.xx**	**xx.xx**	**xx.xx**

7.10.1. Antiperspirants

Table 126. Global Cosmetics ODM Market Size, by Antiperspirants, by Region, 2017-2032 (USD Million)

Region	2023	2024	2025	2026	2027	2032	CAGR (%)
Africa	xx.xx	xx.xx	xx.xx	xx.xx	xx.xx	xx.xx	xx.xx
Asia-Pacific	xx.xx	xx.xx	xx.xx	xx.xx	xx.xx	xx.xx	xx.xx
Europe	xx.xx	xx.xx	xx.xx	xx.xx	xx.xx	xx.xx	xx.xx
Latin America	xx.xx	xx.xx	xx.xx	xx.xx	xx.xx	xx.xx	xx.xx
Middle East	xx.xx	xx.xx	xx.xx	xx.xx	xx.xx	xx.xx	xx.xx
North America	xx.xx	xx.xx	xx.xx	xx.xx	xx.xx	xx.xx	xx.xx
Total	**xx.xx**	**xx.xx**	**xx.xx**	**xx.xx**	**xx.xx**	**xx.xx**	**xx.xx**

Table 127. Global Cosmetics ODM Market Size, by Antiperspirants, by Group, 2017-2032 (USD Million)

Group	2023	2024	2025	2026	2027	2032	CAGR (%)
ASEAN	xx.xx	xx.xx	xx.xx	xx.xx	xx.xx	xx.xx	xx.xx
BRICS	xx.xx	xx.xx	xx.xx	xx.xx	xx.xx	xx.xx	xx.xx
European Union	xx.xx	xx.xx	xx.xx	xx.xx	xx.xx	xx.xx	xx.xx
G7	xx.xx	xx.xx	xx.xx	xx.xx	xx.xx	xx.xx	xx.xx
GCC	xx.xx	xx.xx	xx.xx	xx.xx	xx.xx	xx.xx	xx.xx
NATO	xx.xx	xx.xx	xx.xx	xx.xx	xx.xx	xx.xx	xx.xx

Table 128. Global Cosmetics ODM Market Size, by Antiperspirants, by Country, 2017-2032 (USD Million)

Country	2023	2024	2025	2026	2027	2032	CAGR (%)
Australia	xx.xx	xx.xx	xx.xx	xx.xx	xx.xx	xx.xx	xx.xx
Brazil	xx.xx	xx.xx	xx.xx	xx.xx	xx.xx	xx.xx	xx.xx
Canada	xx.xx	xx.xx	xx.xx	xx.xx	xx.xx	xx.xx	xx.xx
China	xx.xx	xx.xx	xx.xx	xx.xx	xx.xx	xx.xx	xx.xx
France	xx.xx	xx.xx	xx.xx	xx.xx	xx.xx	xx.xx	xx.xx
Germany	xx.xx	xx.xx	xx.xx	xx.xx	xx.xx	xx.xx	xx.xx
India	xx.xx	xx.xx	xx.xx	xx.xx	xx.xx	xx.xx	xx.xx
Italy	xx.xx	xx.xx	xx.xx	xx.xx	xx.xx	xx.xx	xx.xx
Japan	xx.xx	xx.xx	xx.xx	xx.xx	xx.xx	xx.xx	xx.xx
Mexico	xx.xx	xx.xx	xx.xx	xx.xx	xx.xx	xx.xx	xx.xx
Russia	xx.xx	xx.xx	xx.xx	xx.xx	xx.xx	xx.xx	xx.xx
South Korea	xx.xx	xx.xx	xx.xx	xx.xx	xx.xx	xx.xx	xx.xx
Spain	xx.xx	xx.xx	xx.xx	xx.xx	xx.xx	xx.xx	xx.xx
United Kingdom	xx.xx	xx.xx	xx.xx	xx.xx	xx.xx	xx.xx	xx.xx
United States	xx.xx	xx.xx	xx.xx	xx.xx	xx.xx	xx.xx	xx.xx
Others	xx.xx	xx.xx	xx.xx	xx.xx	xx.xx	xx.xx	xx.xx
Total	**xx.xx**	**xx.xx**	**xx.xx**	**xx.xx**	**xx.xx**	**xx.xx**	**xx.xx**

7.10.2. Deodorants

Table 129. Global Cosmetics ODM Market Size, by Deodorants, by Region, 2017-2032 (USD Million)

Region	2023	2024	2025	2026	2027	2032	CAGR (%)
Africa	xx.xx	xx.xx	xx.xx	xx.xx	xx.xx	xx.xx	xx.xx
Asia-Pacific	xx.xx	xx.xx	xx.xx	xx.xx	xx.xx	xx.xx	xx.xx
Europe	xx.xx	xx.xx	xx.xx	xx.xx	xx.xx	xx.xx	xx.xx
Latin America	xx.xx	xx.xx	xx.xx	xx.xx	xx.xx	xx.xx	xx.xx
Middle East	xx.xx	xx.xx	xx.xx	xx.xx	xx.xx	xx.xx	xx.xx
North America	xx.xx	xx.xx	xx.xx	xx.xx	xx.xx	xx.xx	xx.xx
Total	**xx.xx**	**xx.xx**	**xx.xx**	**xx.xx**	**xx.xx**	**xx.xx**	**xx.xx**

Table 130. Global Cosmetics ODM Market Size, by Deodorants, by Group, 2017-2032 (USD Million)

Group	2023	2024	2025	2026	2027	2032	CAGR (%)
ASEAN	xx.xx	xx.xx	xx.xx	xx.xx	xx.xx	xx.xx	xx.xx
BRICS	xx.xx	xx.xx	xx.xx	xx.xx	xx.xx	xx.xx	xx.xx
European Union	xx.xx	xx.xx	xx.xx	xx.xx	xx.xx	xx.xx	xx.xx
G7	xx.xx	xx.xx	xx.xx	xx.xx	xx.xx	xx.xx	xx.xx
GCC	xx.xx	xx.xx	xx.xx	xx.xx	xx.xx	xx.xx	xx.xx
NATO	xx.xx	xx.xx	xx.xx	xx.xx	xx.xx	xx.xx	xx.xx

Table 131. Global Cosmetics ODM Market Size, by Deodorants, by Country, 2017-2032 (USD Million)

Country	2023	2024	2025	2026	2027	2032	CAGR (%)
Australia	xx.xx	xx.xx	xx.xx	xx.xx	xx.xx	xx.xx	xx.xx
Brazil	xx.xx	xx.xx	xx.xx	xx.xx	xx.xx	xx.xx	xx.xx
Canada	xx.xx	xx.xx	xx.xx	xx.xx	xx.xx	xx.xx	xx.xx
China	xx.xx	xx.xx	xx.xx	xx.xx	xx.xx	xx.xx	xx.xx
France	xx.xx	xx.xx	xx.xx	xx.xx	xx.xx	xx.xx	xx.xx
Germany	xx.xx	xx.xx	xx.xx	xx.xx	xx.xx	xx.xx	xx.xx
India	xx.xx	xx.xx	xx.xx	xx.xx	xx.xx	xx.xx	xx.xx
Italy	xx.xx	xx.xx	xx.xx	xx.xx	xx.xx	xx.xx	xx.xx
Japan	xx.xx	xx.xx	xx.xx	xx.xx	xx.xx	xx.xx	xx.xx
Mexico	xx.xx	xx.xx	xx.xx	xx.xx	xx.xx	xx.xx	xx.xx
Russia	xx.xx	xx.xx	xx.xx	xx.xx	xx.xx	xx.xx	xx.xx
South Korea	xx.xx	xx.xx	xx.xx	xx.xx	xx.xx	xx.xx	xx.xx
Spain	xx.xx	xx.xx	xx.xx	xx.xx	xx.xx	xx.xx	xx.xx
United Kingdom	xx.xx	xx.xx	xx.xx	xx.xx	xx.xx	xx.xx	xx.xx
United States	xx.xx	xx.xx	xx.xx	xx.xx	xx.xx	xx.xx	xx.xx
Others	xx.xx	xx.xx	xx.xx	xx.xx	xx.xx	xx.xx	xx.xx
Total	**xx.xx**	**xx.xx**	**xx.xx**	**xx.xx**	**xx.xx**	**xx.xx**	**xx.xx**

7.11. Shaving and Hair Removal

Table 132. Global Cosmetics ODM Market, by Shaving and Hair Removal growth contribution, 2025-2032

Category	2025 value (USD Million)	2032 value (USD Million)	Added value (USD Million)	2025 share (%)	2032 share (%)	Change (pp)	Growth share (%)	CAGR (%)
Hair Removal	xx.xx	xx.xx	xx.xx	xx.xx	xx.xx	xx.xx	xx.xx	xx.xx
Shaving Care	xx.xx	xx.xx	xx.xx	xx.xx	xx.xx	xx.xx	xx.xx	xx.xx
Scope total	**xx.xx**	**xx.xx**	**xx.xx**	**xx.xx**	**xx.xx**	**xx.xx**	**xx.xx**	**xx.xx**

Table 133. Global Cosmetics ODM Market Size, by Shaving and Hair Removal, by Region, 2017-2032 (USD Million)

Region	2023	2024	2025	2026	2027	2032	CAGR (%)
Africa	xx.xx	xx.xx	xx.xx	xx.xx	xx.xx	xx.xx	xx.xx
Asia-Pacific	xx.xx	xx.xx	xx.xx	xx.xx	xx.xx	xx.xx	xx.xx
Europe	xx.xx	xx.xx	xx.xx	xx.xx	xx.xx	xx.xx	xx.xx
Latin America	xx.xx	xx.xx	xx.xx	xx.xx	xx.xx	xx.xx	xx.xx
Middle East	xx.xx	xx.xx	xx.xx	xx.xx	xx.xx	xx.xx	xx.xx
North America	xx.xx	xx.xx	xx.xx	xx.xx	xx.xx	xx.xx	xx.xx
Total	**xx.xx**	**xx.xx**	**xx.xx**	**xx.xx**	**xx.xx**	**xx.xx**	**xx.xx**

Table 134. Global Cosmetics ODM Market Size, by Shaving and Hair Removal, by Group, 2017-2032 (USD Million)

Group	2023	2024	2025	2026	2027	2032	CAGR (%)
ASEAN	xx.xx	xx.xx	xx.xx	xx.xx	xx.xx	xx.xx	xx.xx
BRICS	xx.xx	xx.xx	xx.xx	xx.xx	xx.xx	xx.xx	xx.xx
European Union	xx.xx	xx.xx	xx.xx	xx.xx	xx.xx	xx.xx	xx.xx
G7	xx.xx	xx.xx	xx.xx	xx.xx	xx.xx	xx.xx	xx.xx
GCC	xx.xx	xx.xx	xx.xx	xx.xx	xx.xx	xx.xx	xx.xx
NATO	xx.xx	xx.xx	xx.xx	xx.xx	xx.xx	xx.xx	xx.xx

Table 135. Global Cosmetics ODM Market Size, by Shaving and Hair Removal, by Country, 2017-2032 (USD Million)

Country	2023	2024	2025	2026	2027	2032	CAGR (%)
Australia	xx.xx	xx.xx	xx.xx	xx.xx	xx.xx	xx.xx	xx.xx
Brazil	xx.xx	xx.xx	xx.xx	xx.xx	xx.xx	xx.xx	xx.xx
Canada	xx.xx	xx.xx	xx.xx	xx.xx	xx.xx	xx.xx	xx.xx
China	xx.xx	xx.xx	xx.xx	xx.xx	xx.xx	xx.xx	xx.xx
France	xx.xx	xx.xx	xx.xx	xx.xx	xx.xx	xx.xx	xx.xx
Germany	xx.xx	xx.xx	xx.xx	xx.xx	xx.xx	xx.xx	xx.xx
India	xx.xx	xx.xx	xx.xx	xx.xx	xx.xx	xx.xx	xx.xx
Italy	xx.xx	xx.xx	xx.xx	xx.xx	xx.xx	xx.xx	xx.xx
Japan	xx.xx	xx.xx	xx.xx	xx.xx	xx.xx	xx.xx	xx.xx
Mexico	xx.xx	xx.xx	xx.xx	xx.xx	xx.xx	xx.xx	xx.xx
Russia	xx.xx	xx.xx	xx.xx	xx.xx	xx.xx	xx.xx	xx.xx
South Korea	xx.xx	xx.xx	xx.xx	xx.xx	xx.xx	xx.xx	xx.xx
Spain	xx.xx	xx.xx	xx.xx	xx.xx	xx.xx	xx.xx	xx.xx
United Kingdom	xx.xx	xx.xx	xx.xx	xx.xx	xx.xx	xx.xx	xx.xx
United States	xx.xx	xx.xx	xx.xx	xx.xx	xx.xx	xx.xx	xx.xx
Others	xx.xx	xx.xx	xx.xx	xx.xx	xx.xx	xx.xx	xx.xx
Total	**xx.xx**	**xx.xx**	**xx.xx**	**xx.xx**	**xx.xx**	**xx.xx**	**xx.xx**

7.11.1. Shaving Care

Table 136. Global Cosmetics ODM Market Size, by Shaving Care, by Region, 2017-2032 (USD Million)

Region	2023	2024	2025	2026	2027	2032	CAGR (%)
Africa	xx.xx	xx.xx	xx.xx	xx.xx	xx.xx	xx.xx	xx.xx
Asia-Pacific	xx.xx	xx.xx	xx.xx	xx.xx	xx.xx	xx.xx	xx.xx
Europe	xx.xx	xx.xx	xx.xx	xx.xx	xx.xx	xx.xx	xx.xx
Latin America	xx.xx	xx.xx	xx.xx	xx.xx	xx.xx	xx.xx	xx.xx
Middle East	xx.xx	xx.xx	xx.xx	xx.xx	xx.xx	xx.xx	xx.xx
North America	xx.xx	xx.xx	xx.xx	xx.xx	xx.xx	xx.xx	xx.xx
Total	**xx.xx**	**xx.xx**	**xx.xx**	**xx.xx**	**xx.xx**	**xx.xx**	**xx.xx**

Table 137. Global Cosmetics ODM Market Size, by Shaving Care, by Group, 2017-2032 (USD Million)

Group	2023	2024	2025	2026	2027	2032	CAGR (%)
ASEAN	xx.xx	xx.xx	xx.xx	xx.xx	xx.xx	xx.xx	xx.xx
BRICS	xx.xx	xx.xx	xx.xx	xx.xx	xx.xx	xx.xx	xx.xx
European Union	xx.xx	xx.xx	xx.xx	xx.xx	xx.xx	xx.xx	xx.xx
G7	xx.xx	xx.xx	xx.xx	xx.xx	xx.xx	xx.xx	xx.xx
GCC	xx.xx	xx.xx	xx.xx	xx.xx	xx.xx	xx.xx	xx.xx
NATO	xx.xx	xx.xx	xx.xx	xx.xx	xx.xx	xx.xx	xx.xx

Table 138. Global Cosmetics ODM Market Size, by Shaving Care, by Country, 2017-2032 (USD Million)

Country	2023	2024	2025	2026	2027	2032	CAGR (%)
Australia	xx.xx	xx.xx	xx.xx	xx.xx	xx.xx	xx.xx	xx.xx
Brazil	xx.xx	xx.xx	xx.xx	xx.xx	xx.xx	xx.xx	xx.xx
Canada	xx.xx	xx.xx	xx.xx	xx.xx	xx.xx	xx.xx	xx.xx
China	xx.xx	xx.xx	xx.xx	xx.xx	xx.xx	xx.xx	xx.xx
France	xx.xx	xx.xx	xx.xx	xx.xx	xx.xx	xx.xx	xx.xx
Germany	xx.xx	xx.xx	xx.xx	xx.xx	xx.xx	xx.xx	xx.xx
India	xx.xx	xx.xx	xx.xx	xx.xx	xx.xx	xx.xx	xx.xx
Italy	xx.xx	xx.xx	xx.xx	xx.xx	xx.xx	xx.xx	xx.xx
Japan	xx.xx	xx.xx	xx.xx	xx.xx	xx.xx	xx.xx	xx.xx
Mexico	xx.xx	xx.xx	xx.xx	xx.xx	xx.xx	xx.xx	xx.xx
Russia	xx.xx	xx.xx	xx.xx	xx.xx	xx.xx	xx.xx	xx.xx
South Korea	xx.xx	xx.xx	xx.xx	xx.xx	xx.xx	xx.xx	xx.xx
Spain	xx.xx	xx.xx	xx.xx	xx.xx	xx.xx	xx.xx	xx.xx
United Kingdom	xx.xx	xx.xx	xx.xx	xx.xx	xx.xx	xx.xx	xx.xx
United States	xx.xx	xx.xx	xx.xx	xx.xx	xx.xx	xx.xx	xx.xx
Others	xx.xx	xx.xx	xx.xx	xx.xx	xx.xx	xx.xx	xx.xx
Total	**xx.xx**	**xx.xx**	**xx.xx**	**xx.xx**	**xx.xx**	**xx.xx**	**xx.xx**

7.11.2. Hair Removal

Table 139. Global Cosmetics ODM Market Size, by Hair Removal, by Region, 2017-2032 (USD Million)

Region	2023	2024	2025	2026	2027	2032	CAGR (%)
Africa	xx.xx	xx.xx	xx.xx	xx.xx	xx.xx	xx.xx	xx.xx
Asia-Pacific	xx.xx	xx.xx	xx.xx	xx.xx	xx.xx	xx.xx	xx.xx
Europe	xx.xx	xx.xx	xx.xx	xx.xx	xx.xx	xx.xx	xx.xx
Latin America	xx.xx	xx.xx	xx.xx	xx.xx	xx.xx	xx.xx	xx.xx
Middle East	xx.xx	xx.xx	xx.xx	xx.xx	xx.xx	xx.xx	xx.xx
North America	xx.xx	xx.xx	xx.xx	xx.xx	xx.xx	xx.xx	xx.xx
Total	**xx.xx**	**xx.xx**	**xx.xx**	**xx.xx**	**xx.xx**	**xx.xx**	**xx.xx**

Table 140. Global Cosmetics ODM Market Size, by Hair Removal, by Group, 2017-2032 (USD Million)

Group	2023	2024	2025	2026	2027	2032	CAGR (%)
ASEAN	xx.xx	xx.xx	xx.xx	xx.xx	xx.xx	xx.xx	xx.xx
BRICS	xx.xx	xx.xx	xx.xx	xx.xx	xx.xx	xx.xx	xx.xx
European Union	xx.xx	xx.xx	xx.xx	xx.xx	xx.xx	xx.xx	xx.xx
G7	xx.xx	xx.xx	xx.xx	xx.xx	xx.xx	xx.xx	xx.xx
GCC	xx.xx	xx.xx	xx.xx	xx.xx	xx.xx	xx.xx	xx.xx
NATO	xx.xx	xx.xx	xx.xx	xx.xx	xx.xx	xx.xx	xx.xx

Table 141. Global Cosmetics ODM Market Size, by Hair Removal, by Country, 2017-2032 (USD Million)

Country	2023	2024	2025	2026	2027	2032	CAGR (%)
Australia	xx.xx	xx.xx	xx.xx	xx.xx	xx.xx	xx.xx	xx.xx
Brazil	xx.xx	xx.xx	xx.xx	xx.xx	xx.xx	xx.xx	xx.xx
Canada	xx.xx	xx.xx	xx.xx	xx.xx	xx.xx	xx.xx	xx.xx
China	xx.xx	xx.xx	xx.xx	xx.xx	xx.xx	xx.xx	xx.xx
France	xx.xx	xx.xx	xx.xx	xx.xx	xx.xx	xx.xx	xx.xx
Germany	xx.xx	xx.xx	xx.xx	xx.xx	xx.xx	xx.xx	xx.xx
India	xx.xx	xx.xx	xx.xx	xx.xx	xx.xx	xx.xx	xx.xx
Italy	xx.xx	xx.xx	xx.xx	xx.xx	xx.xx	xx.xx	xx.xx
Japan	xx.xx	xx.xx	xx.xx	xx.xx	xx.xx	xx.xx	xx.xx
Mexico	xx.xx	xx.xx	xx.xx	xx.xx	xx.xx	xx.xx	xx.xx
Russia	xx.xx	xx.xx	xx.xx	xx.xx	xx.xx	xx.xx	xx.xx
South Korea	xx.xx	xx.xx	xx.xx	xx.xx	xx.xx	xx.xx	xx.xx
Spain	xx.xx	xx.xx	xx.xx	xx.xx	xx.xx	xx.xx	xx.xx
United Kingdom	xx.xx	xx.xx	xx.xx	xx.xx	xx.xx	xx.xx	xx.xx
United States	xx.xx	xx.xx	xx.xx	xx.xx	xx.xx	xx.xx	xx.xx
Others	xx.xx	xx.xx	xx.xx	xx.xx	xx.xx	xx.xx	xx.xx
Total	**xx.xx**	**xx.xx**	**xx.xx**	**xx.xx**	**xx.xx**	**xx.xx**	**xx.xx**

7.12. External Intimate Care

Table 142. Global Cosmetics ODM Market Size, by External Intimate Care, by Region, 2017-2032 (USD Million)

Region	2023	2024	2025	2026	2027	2032	CAGR (%)
Africa	xx.xx	xx.xx	xx.xx	xx.xx	xx.xx	xx.xx	xx.xx
Asia-Pacific	xx.xx	xx.xx	xx.xx	xx.xx	xx.xx	xx.xx	xx.xx
Europe	xx.xx	xx.xx	xx.xx	xx.xx	xx.xx	xx.xx	xx.xx
Latin America	xx.xx	xx.xx	xx.xx	xx.xx	xx.xx	xx.xx	xx.xx
Middle East	xx.xx	xx.xx	xx.xx	xx.xx	xx.xx	xx.xx	xx.xx
North America	xx.xx	xx.xx	xx.xx	xx.xx	xx.xx	xx.xx	xx.xx
Total	**xx.xx**	**xx.xx**	**xx.xx**	**xx.xx**	**xx.xx**	**xx.xx**	**xx.xx**

Table 143. Global Cosmetics ODM Market Size, by External Intimate Care, by Group, 2017-2032 (USD Million)

Group	2023	2024	2025	2026	2027	2032	CAGR (%)
ASEAN	xx.xx	xx.xx	xx.xx	xx.xx	xx.xx	xx.xx	xx.xx
BRICS	xx.xx	xx.xx	xx.xx	xx.xx	xx.xx	xx.xx	xx.xx
European Union	xx.xx	xx.xx	xx.xx	xx.xx	xx.xx	xx.xx	xx.xx
G7	xx.xx	xx.xx	xx.xx	xx.xx	xx.xx	xx.xx	xx.xx
GCC	xx.xx	xx.xx	xx.xx	xx.xx	xx.xx	xx.xx	xx.xx
NATO	xx.xx	xx.xx	xx.xx	xx.xx	xx.xx	xx.xx	xx.xx

Table 144. Global Cosmetics ODM Market Size, by External Intimate Care, by Country, 2017-2032 (USD Million)

Country	2023	2024	2025	2026	2027	2032	CAGR (%)
Australia	xx.xx	xx.xx	xx.xx	xx.xx	xx.xx	xx.xx	xx.xx
Brazil	xx.xx	xx.xx	xx.xx	xx.xx	xx.xx	xx.xx	xx.xx
Canada	xx.xx	xx.xx	xx.xx	xx.xx	xx.xx	xx.xx	xx.xx
China	xx.xx	xx.xx	xx.xx	xx.xx	xx.xx	xx.xx	xx.xx
France	xx.xx	xx.xx	xx.xx	xx.xx	xx.xx	xx.xx	xx.xx
Germany	xx.xx	xx.xx	xx.xx	xx.xx	xx.xx	xx.xx	xx.xx
India	xx.xx	xx.xx	xx.xx	xx.xx	xx.xx	xx.xx	xx.xx
Italy	xx.xx	xx.xx	xx.xx	xx.xx	xx.xx	xx.xx	xx.xx
Japan	xx.xx	xx.xx	xx.xx	xx.xx	xx.xx	xx.xx	xx.xx
Mexico	xx.xx	xx.xx	xx.xx	xx.xx	xx.xx	xx.xx	xx.xx
Russia	xx.xx	xx.xx	xx.xx	xx.xx	xx.xx	xx.xx	xx.xx
South Korea	xx.xx	xx.xx	xx.xx	xx.xx	xx.xx	xx.xx	xx.xx
Spain	xx.xx	xx.xx	xx.xx	xx.xx	xx.xx	xx.xx	xx.xx
United Kingdom	xx.xx	xx.xx	xx.xx	xx.xx	xx.xx	xx.xx	xx.xx
United States	xx.xx	xx.xx	xx.xx	xx.xx	xx.xx	xx.xx	xx.xx
Others	xx.xx	xx.xx	xx.xx	xx.xx	xx.xx	xx.xx	xx.xx
Total	**xx.xx**	**xx.xx**	**xx.xx**	**xx.xx**	**xx.xx**	**xx.xx**	**xx.xx**

8. Cosmetics ODM Market, by Product Format

[illegible] Health Canada's notification guide distinguishes liquid and semisolid forms, but its classification concerns products sold or used by consumers. The ODM handoff therefore needs its own documented description, especially where lotion-like presentations sit near a liquid-semisolid boundary.

Coherent Solids, including Pressed Powders, Bars, Sticks, and Tablets, and Solid Cosmetic Films, require a different presentation brief from Loose Powders and Granules. [illegible] The network provides potential alternatives, not proof that every executing site is suitable for every included format.

[illegible] The commissioner should obtain a product specification identifying the physical handoff and, where relevant, whether a separate carrier is present. Consumer-form recognition alone does not settle persistent aeration, substrate-free film construction, or an individual ODM's ability to deliver the proposed presentation.

[illegible] Buyers should distinguish the complete commercial article from its regulatory payload and identify who accepts the carrier, cosmetic, packaging, and assembled presentation. An integrated offer can simplify these interfaces; separate sourcing retains control only when the responsibilities and final acceptance are explicitly connected.

Figure 9. Global Cosmetics ODM Market, by Product Format: Market share evolution, 2025-2032

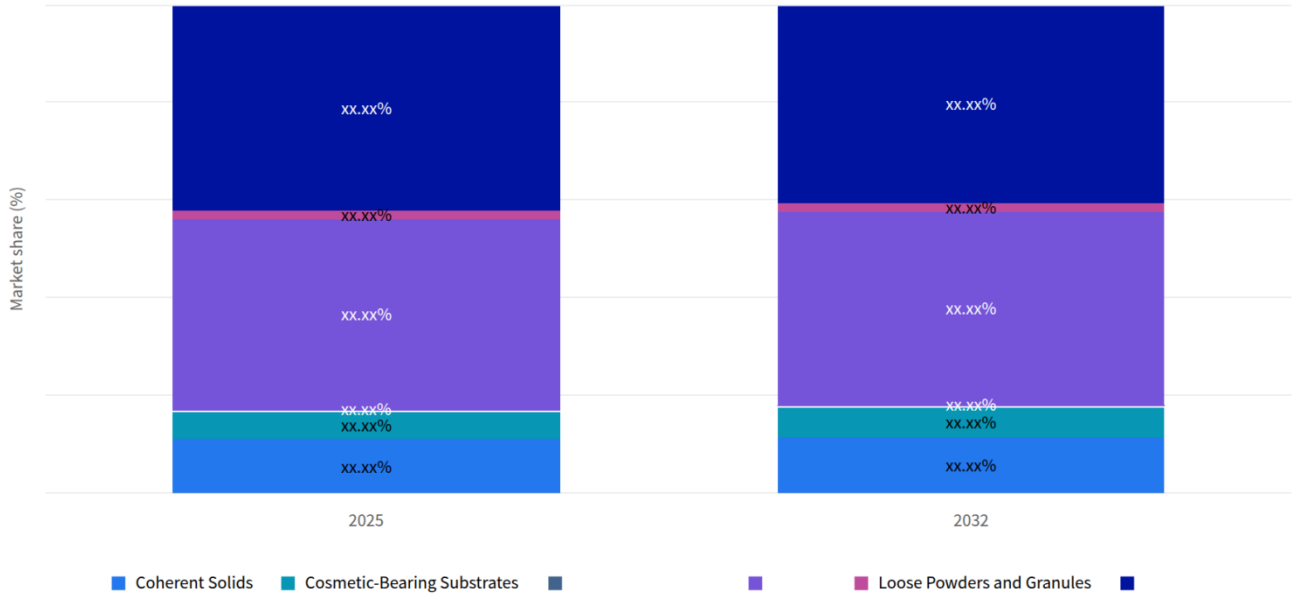

Figure 10. Global Cosmetics ODM Market, by Product Format: Market size by category, 2025

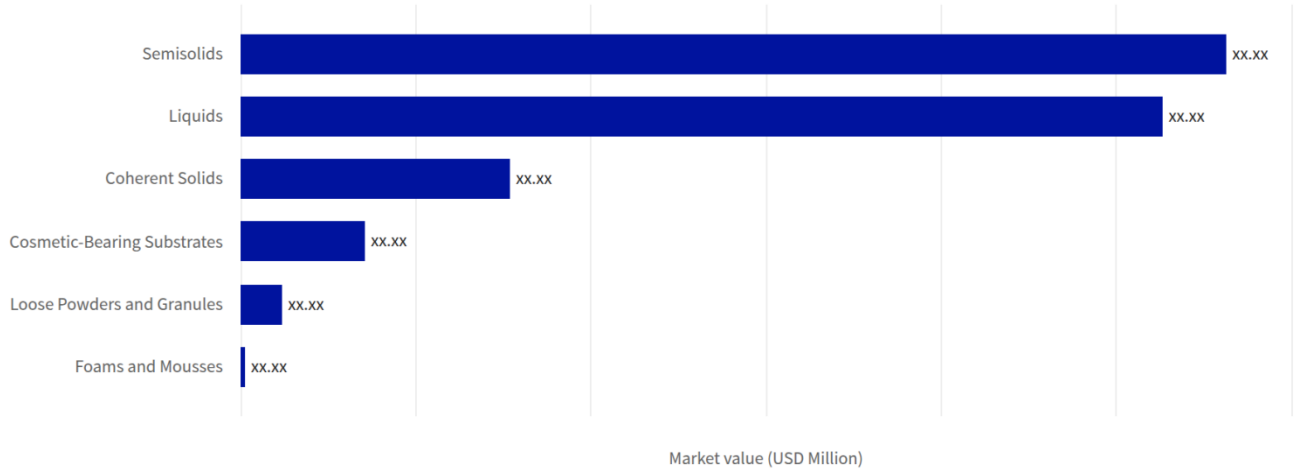

Figure 11. Global Cosmetics ODM Market, by Product Format: Market size and growth, 2025-2032

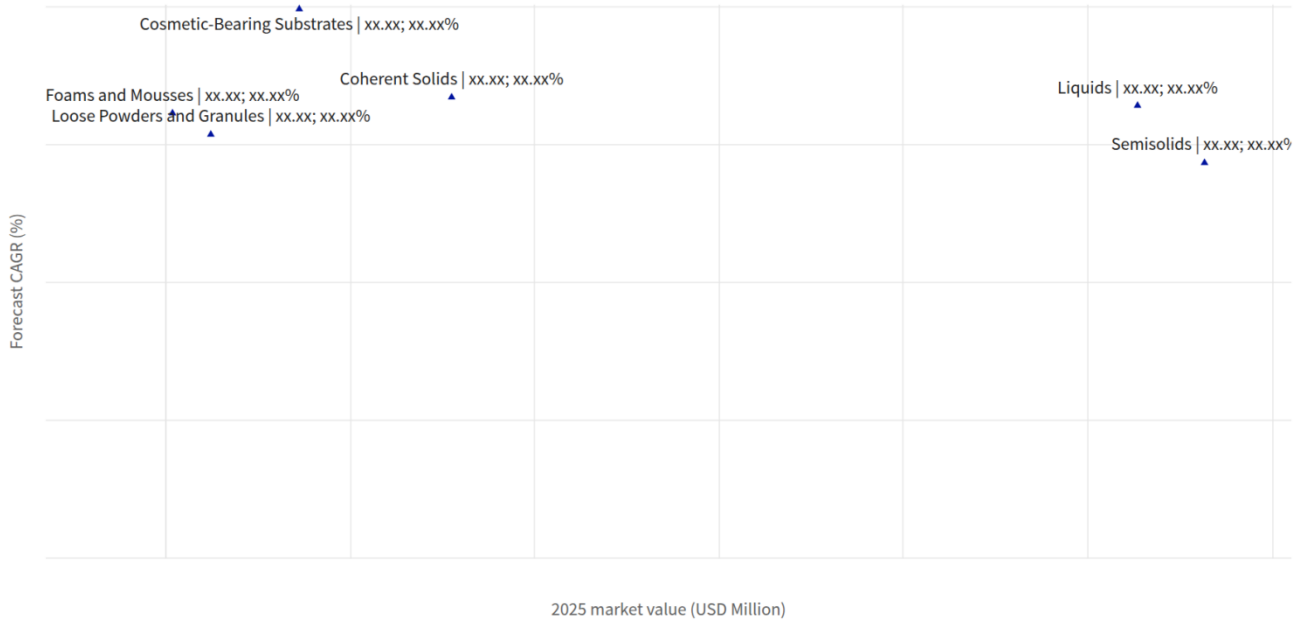

Table 145. Global Cosmetics ODM Market, by Product Format growth contribution, 2025-2032

Category	2025 value (USD Million)	2032 value (USD Million)	Added value (USD Million)	2025 share (%)	2032 share (%)	Change (pp)	Growth share (%)	CAGR (%)
Coherent Solids	xx.xx	xx.xx	xx.xx	xx.xx	xx.xx	xx.xx	xx.xx	xx.xx
Cosmetic-Bearing Substrates	xx.xx	xx.xx	xx.xx	xx.xx	xx.xx	xx.xx	xx.xx	xx.xx
Foams and Mousses	xx.xx	xx.xx	xx.xx	xx.xx	xx.xx	xx.xx	xx.xx	xx.xx
Liquids	xx.xx	xx.xx	xx.xx	xx.xx	xx.xx	xx.xx	xx.xx	xx.xx
Loose Powders and Granules	xx.xx	xx.xx	xx.xx	xx.xx	xx.xx	xx.xx	xx.xx	xx.xx
Semisolids	xx.xx	xx.xx	xx.xx	xx.xx	xx.xx	xx.xx	xx.xx	xx.xx
Scope total	**xx.xx**	**xx.xx**	**xx.xx**	**xx.xx**	**xx.xx**	**xx.xx**	**xx.xx**	**xx.xx**

Table 146. Global Cosmetics ODM Market Size, by Product Format, 2017-2032 (USD Million)

Product Format	2023	2024	2025	2026	2027	2032	CAGR (%)
Coherent Solids	xx.xx	xx.xx	xx.xx	xx.xx	xx.xx	xx.xx	xx.xx
Cosmetic-Bearing Substrates	xx.xx	xx.xx	xx.xx	xx.xx	xx.xx	xx.xx	xx.xx
Foams and Mousses	xx.xx	xx.xx	xx.xx	xx.xx	xx.xx	xx.xx	xx.xx
Liquids	xx.xx	xx.xx	xx.xx	xx.xx	xx.xx	xx.xx	xx.xx
Loose Powders and Granules	xx.xx	xx.xx	xx.xx	xx.xx	xx.xx	xx.xx	xx.xx
Semisolids	xx.xx	xx.xx	xx.xx	xx.xx	xx.xx	xx.xx	xx.xx
Total	**xx.xx**	**xx.xx**	**xx.xx**	**xx.xx**	**xx.xx**	**xx.xx**	**xx.xx**

Sources & Evidence

1. Manufacturing Hotel Amenities & Quality Control | Groupe GM
   · Groupe GM describes solid-focused manufacturing and separate liquid-product capabilities, as well as multisite supply. These are its own capability descriptions; they do not establish universal site interchangeability. ([groupegm.com](https://groupegm.com/manufacturing/))
2. Notification of Cosmetics: Guide for Cosmetic Notifications | Health Canada
   · Health Canada's guide distinguishes consumer liquid, semisolid, foam, granular, loose-powder, pressed-powder, and solid forms. For infused wipes and sheet masks, it classifies the cosmetic payload. This supports separating notification form from commercial handoff construction. ([canada.ca](https://www.canada.ca/en/health-canada/services/consumer-product-safety/cosmetics/notification-cosmetics/guide.html))
3. Disposable Wipes | FDA
   · FDA describes cleansing wipes as fiber-sheet articles carrying cosmetic ingredients and recognizes their cosmetic uses. Assigning complete-article acceptance separately from payload acceptance is an analytical commercial implication. ([fda.gov](https://www.fda.gov/cosmetics/cosmetic-products/disposable-wipes))

8.1. Semisolids

Table 147. Global Cosmetics ODM Market, by Semisolids growth contribution, 2025-2032

Category	2025 value (USD Million)	2032 value (USD Million)	Added value (USD Million)	2025 share (%)	2032 share (%)	Change (pp)	Growth share (%)	CAGR (%)
Balms and Pastes	xx.xx	xx.xx	xx.xx	xx.xx	xx.xx	xx.xx	xx.xx	xx.xx
Creams and Lotions	xx.xx	xx.xx	xx.xx	xx.xx	xx.xx	xx.xx	xx.xx	xx.xx
Gels	xx.xx	xx.xx	xx.xx	xx.xx	xx.xx	xx.xx	xx.xx	xx.xx
Scope total	**xx.xx**	**xx.xx**	**xx.xx**	**xx.xx**	**xx.xx**	**xx.xx**	**xx.xx**	**xx.xx**

Table 148. Global Cosmetics ODM Market Size, by Semisolids, by Region, 2017-2032 (USD Million)

Region	2023	2024	2025	2026	2027	2032	CAGR (%)
Africa	xx.xx	xx.xx	xx.xx	xx.xx	xx.xx	xx.xx	xx.xx
Asia-Pacific	xx.xx	xx.xx	xx.xx	xx.xx	xx.xx	xx.xx	xx.xx
Europe	xx.xx	xx.xx	xx.xx	xx.xx	xx.xx	xx.xx	xx.xx
Latin America	xx.xx	xx.xx	xx.xx	xx.xx	xx.xx	xx.xx	xx.xx
Middle East	xx.xx	xx.xx	xx.xx	xx.xx	xx.xx	xx.xx	xx.xx
North America	xx.xx	xx.xx	xx.xx	xx.xx	xx.xx	xx.xx	xx.xx
Total	**xx.xx**	**xx.xx**	**xx.xx**	**xx.xx**	**xx.xx**	**xx.xx**	**xx.xx**

Table 149. Global Cosmetics ODM Market Size, by Semisolids, by Group, 2017-2032 (USD Million)

Group	2023	2024	2025	2026	2027	2032	CAGR (%)
ASEAN	xx.xx	xx.xx	xx.xx	xx.xx	xx.xx	xx.xx	xx.xx
BRICS	xx.xx	xx.xx	xx.xx	xx.xx	xx.xx	xx.xx	xx.xx
European Union	xx.xx	xx.xx	xx.xx	xx.xx	xx.xx	xx.xx	xx.xx
G7	xx.xx	xx.xx	xx.xx	xx.xx	xx.xx	xx.xx	xx.xx
GCC	xx.xx	xx.xx	xx.xx	xx.xx	xx.xx	xx.xx	xx.xx
NATO	xx.xx	xx.xx	xx.xx	xx.xx	xx.xx	xx.xx	xx.xx

Table 150. Global Cosmetics ODM Market Size, by Semisolids, by Country, 2017-2032 (USD Million)

Country	2023	2024	2025	2026	2027	2032	CAGR (%)
Australia	xx.xx	xx.xx	xx.xx	xx.xx	xx.xx	xx.xx	xx.xx
Brazil	xx.xx	xx.xx	xx.xx	xx.xx	xx.xx	xx.xx	xx.xx
Canada	xx.xx	xx.xx	xx.xx	xx.xx	xx.xx	xx.xx	xx.xx
China	xx.xx	xx.xx	xx.xx	xx.xx	xx.xx	xx.xx	xx.xx
France	xx.xx	xx.xx	xx.xx	xx.xx	xx.xx	xx.xx	xx.xx
Germany	xx.xx	xx.xx	xx.xx	xx.xx	xx.xx	xx.xx	xx.xx
India	xx.xx	xx.xx	xx.xx	xx.xx	xx.xx	xx.xx	xx.xx
Italy	xx.xx	xx.xx	xx.xx	xx.xx	xx.xx	xx.xx	xx.xx
Japan	xx.xx	xx.xx	xx.xx	xx.xx	xx.xx	xx.xx	xx.xx
Mexico	xx.xx	xx.xx	xx.xx	xx.xx	xx.xx	xx.xx	xx.xx
Russia	xx.xx	xx.xx	xx.xx	xx.xx	xx.xx	xx.xx	xx.xx
South Korea	xx.xx	xx.xx	xx.xx	xx.xx	xx.xx	xx.xx	xx.xx
Spain	xx.xx	xx.xx	xx.xx	xx.xx	xx.xx	xx.xx	xx.xx
United Kingdom	xx.xx	xx.xx	xx.xx	xx.xx	xx.xx	xx.xx	xx.xx
United States	xx.xx	xx.xx	xx.xx	xx.xx	xx.xx	xx.xx	xx.xx
Others	xx.xx	xx.xx	xx.xx	xx.xx	xx.xx	xx.xx	xx.xx
Total	**xx.xx**	**xx.xx**	**xx.xx**	**xx.xx**	**xx.xx**	**xx.xx**	**xx.xx**

8.1.1. Creams and Lotions

Table 151. Global Cosmetics ODM Market Size, by Creams and Lotions, by Region, 2017-2032 (USD Million)

Region	2023	2024	2025	2026	2027	2032	CAGR (%)
Africa	xx.xx	xx.xx	xx.xx	xx.xx	xx.xx	xx.xx	xx.xx
Asia-Pacific	xx.xx	xx.xx	xx.xx	xx.xx	xx.xx	xx.xx	xx.xx
Europe	xx.xx	xx.xx	xx.xx	xx.xx	xx.xx	xx.xx	xx.xx
Latin America	xx.xx	xx.xx	xx.xx	xx.xx	xx.xx	xx.xx	xx.xx
Middle East	xx.xx	xx.xx	xx.xx	xx.xx	xx.xx	xx.xx	xx.xx
North America	xx.xx	xx.xx	xx.xx	xx.xx	xx.xx	xx.xx	xx.xx
Total	**xx.xx**	**xx.xx**	**xx.xx**	**xx.xx**	**xx.xx**	**xx.xx**	**xx.xx**

Table 152. Global Cosmetics ODM Market Size, by Creams and Lotions, by Group, 2017-2032 (USD Million)

Group	2023	2024	2025	2026	2027	2032	CAGR (%)
ASEAN	xx.xx	xx.xx	xx.xx	xx.xx	xx.xx	xx.xx	xx.xx
BRICS	xx.xx	xx.xx	xx.xx	xx.xx	xx.xx	xx.xx	xx.xx
European Union	xx.xx	xx.xx	xx.xx	xx.xx	xx.xx	xx.xx	xx.xx
G7	xx.xx	xx.xx	xx.xx	xx.xx	xx.xx	xx.xx	xx.xx
GCC	xx.xx	xx.xx	xx.xx	xx.xx	xx.xx	xx.xx	xx.xx
NATO	xx.xx	xx.xx	xx.xx	xx.xx	xx.xx	xx.xx	xx.xx

Table 153. Global Cosmetics ODM Market Size, by Creams and Lotions, by Country, 2017-2032 (USD Million)

Country	2023	2024	2025	2026	2027	2032	CAGR (%)
Australia	xx.xx	xx.xx	xx.xx	xx.xx	xx.xx	xx.xx	xx.xx
Brazil	xx.xx	xx.xx	xx.xx	xx.xx	xx.xx	xx.xx	xx.xx
Canada	xx.xx	xx.xx	xx.xx	xx.xx	xx.xx	xx.xx	xx.xx
China	xx.xx	xx.xx	xx.xx	xx.xx	xx.xx	xx.xx	xx.xx
France	xx.xx	xx.xx	xx.xx	xx.xx	xx.xx	xx.xx	xx.xx
Germany	xx.xx	xx.xx	xx.xx	xx.xx	xx.xx	xx.xx	xx.xx
India	xx.xx	xx.xx	xx.xx	xx.xx	xx.xx	xx.xx	xx.xx
Italy	xx.xx	xx.xx	xx.xx	xx.xx	xx.xx	xx.xx	xx.xx
Japan	xx.xx	xx.xx	xx.xx	xx.xx	xx.xx	xx.xx	xx.xx
Mexico	xx.xx	xx.xx	xx.xx	xx.xx	xx.xx	xx.xx	xx.xx
Russia	xx.xx	xx.xx	xx.xx	xx.xx	xx.xx	xx.xx	xx.xx
South Korea	xx.xx	xx.xx	xx.xx	xx.xx	xx.xx	xx.xx	xx.xx
Spain	xx.xx	xx.xx	xx.xx	xx.xx	xx.xx	xx.xx	xx.xx
United Kingdom	xx.xx	xx.xx	xx.xx	xx.xx	xx.xx	xx.xx	xx.xx
United States	xx.xx	xx.xx	xx.xx	xx.xx	xx.xx	xx.xx	xx.xx
Others	xx.xx	xx.xx	xx.xx	xx.xx	xx.xx	xx.xx	xx.xx
Total	**xx.xx**	**xx.xx**	**xx.xx**	**xx.xx**	**xx.xx**	**xx.xx**	**xx.xx**

8.1.2. Gels

Table 154. Global Cosmetics ODM Market Size, by Gels, by Region, 2017-2032 (USD Million)

Region	2023	2024	2025	2026	2027	2032	CAGR (%)
Africa	xx.xx	xx.xx	xx.xx	xx.xx	xx.xx	xx.xx	xx.xx
Asia-Pacific	xx.xx	xx.xx	xx.xx	xx.xx	xx.xx	xx.xx	xx.xx
Europe	xx.xx	xx.xx	xx.xx	xx.xx	xx.xx	xx.xx	xx.xx
Latin America	xx.xx	xx.xx	xx.xx	xx.xx	xx.xx	xx.xx	xx.xx
Middle East	xx.xx	xx.xx	xx.xx	xx.xx	xx.xx	xx.xx	xx.xx
North America	xx.xx	xx.xx	xx.xx	xx.xx	xx.xx	xx.xx	xx.xx
Total	**xx.xx**	**xx.xx**	**xx.xx**	**xx.xx**	**xx.xx**	**xx.xx**	**xx.xx**

Table 155. Global Cosmetics ODM Market Size, by Gels, by Group, 2017-2032 (USD Million)

Group	2023	2024	2025	2026	2027	2032	CAGR (%)
ASEAN	xx.xx	xx.xx	xx.xx	xx.xx	xx.xx	xx.xx	xx.xx
BRICS	xx.xx	xx.xx	xx.xx	xx.xx	xx.xx	xx.xx	xx.xx
European Union	xx.xx	xx.xx	xx.xx	xx.xx	xx.xx	xx.xx	xx.xx
G7	xx.xx	xx.xx	xx.xx	xx.xx	xx.xx	xx.xx	xx.xx
GCC	xx.xx	xx.xx	xx.xx	xx.xx	xx.xx	xx.xx	xx.xx
NATO	xx.xx	xx.xx	xx.xx	xx.xx	xx.xx	xx.xx	xx.xx

Table 156. Global Cosmetics ODM Market Size, by Gels, by Country, 2017-2032 (USD Million)

Country	2023	2024	2025	2026	2027	2032	CAGR (%)
Australia	xx.xx	xx.xx	xx.xx	xx.xx	xx.xx	xx.xx	xx.xx
Brazil	xx.xx	xx.xx	xx.xx	xx.xx	xx.xx	xx.xx	xx.xx
Canada	xx.xx	xx.xx	xx.xx	xx.xx	xx.xx	xx.xx	xx.xx
China	xx.xx	xx.xx	xx.xx	xx.xx	xx.xx	xx.xx	xx.xx
France	xx.xx	xx.xx	xx.xx	xx.xx	xx.xx	xx.xx	xx.xx
Germany	xx.xx	xx.xx	xx.xx	xx.xx	xx.xx	xx.xx	xx.xx
India	xx.xx	xx.xx	xx.xx	xx.xx	xx.xx	xx.xx	xx.xx
Italy	xx.xx	xx.xx	xx.xx	xx.xx	xx.xx	xx.xx	xx.xx
Japan	xx.xx	xx.xx	xx.xx	xx.xx	xx.xx	xx.xx	xx.xx
Mexico	xx.xx	xx.xx	xx.xx	xx.xx	xx.xx	xx.xx	xx.xx
Russia	xx.xx	xx.xx	xx.xx	xx.xx	xx.xx	xx.xx	xx.xx
South Korea	xx.xx	xx.xx	xx.xx	xx.xx	xx.xx	xx.xx	xx.xx
Spain	xx.xx	xx.xx	xx.xx	xx.xx	xx.xx	xx.xx	xx.xx
United Kingdom	xx.xx	xx.xx	xx.xx	xx.xx	xx.xx	xx.xx	xx.xx
United States	xx.xx	xx.xx	xx.xx	xx.xx	xx.xx	xx.xx	xx.xx
Others	xx.xx	xx.xx	xx.xx	xx.xx	xx.xx	xx.xx	xx.xx
Total	**xx.xx**	**xx.xx**	**xx.xx**	**xx.xx**	**xx.xx**	**xx.xx**	**xx.xx**

8.1.3. Balms and Pastes

Table 157. Global Cosmetics ODM Market Size, by Balms and Pastes, by Region, 2017-2032 (USD Million)

Region	2023	2024	2025	2026	2027	2032	CAGR (%)
Africa	xx.xx	xx.xx	xx.xx	xx.xx	xx.xx	xx.xx	xx.xx
Asia-Pacific	xx.xx	xx.xx	xx.xx	xx.xx	xx.xx	xx.xx	xx.xx
Europe	xx.xx	xx.xx	xx.xx	xx.xx	xx.xx	xx.xx	xx.xx
Latin America	xx.xx	xx.xx	xx.xx	xx.xx	xx.xx	xx.xx	xx.xx
Middle East	xx.xx	xx.xx	xx.xx	xx.xx	xx.xx	xx.xx	xx.xx
North America	xx.xx	xx.xx	xx.xx	xx.xx	xx.xx	xx.xx	xx.xx
Total	**xx.xx**	**xx.xx**	**xx.xx**	**xx.xx**	**xx.xx**	**xx.xx**	**xx.xx**

Table 158. Global Cosmetics ODM Market Size, by Balms and Pastes, by Group, 2017-2032 (USD Million)

Group	2023	2024	2025	2026	2027	2032	CAGR (%)
ASEAN	xx.xx	xx.xx	xx.xx	xx.xx	xx.xx	xx.xx	xx.xx
BRICS	xx.xx	xx.xx	xx.xx	xx.xx	xx.xx	xx.xx	xx.xx
European Union	xx.xx	xx.xx	xx.xx	xx.xx	xx.xx	xx.xx	xx.xx
G7	xx.xx	xx.xx	xx.xx	xx.xx	xx.xx	xx.xx	xx.xx
GCC	xx.xx	xx.xx	xx.xx	xx.xx	xx.xx	xx.xx	xx.xx
NATO	xx.xx	xx.xx	xx.xx	xx.xx	xx.xx	xx.xx	xx.xx

Table 159. Global Cosmetics ODM Market Size, by Balms and Pastes, by Country, 2017-2032 (USD Million)

Country	2023	2024	2025	2026	2027	2032	CAGR (%)
Australia	xx.xx	xx.xx	xx.xx	xx.xx	xx.xx	xx.xx	xx.xx
Brazil	xx.xx	xx.xx	xx.xx	xx.xx	xx.xx	xx.xx	xx.xx
Canada	xx.xx	xx.xx	xx.xx	xx.xx	xx.xx	xx.xx	xx.xx
China	xx.xx	xx.xx	xx.xx	xx.xx	xx.xx	xx.xx	xx.xx
France	xx.xx	xx.xx	xx.xx	xx.xx	xx.xx	xx.xx	xx.xx
Germany	xx.xx	xx.xx	xx.xx	xx.xx	xx.xx	xx.xx	xx.xx
India	xx.xx	xx.xx	xx.xx	xx.xx	xx.xx	xx.xx	xx.xx
Italy	xx.xx	xx.xx	xx.xx	xx.xx	xx.xx	xx.xx	xx.xx
Japan	xx.xx	xx.xx	xx.xx	xx.xx	xx.xx	xx.xx	xx.xx
Mexico	xx.xx	xx.xx	xx.xx	xx.xx	xx.xx	xx.xx	xx.xx
Russia	xx.xx	xx.xx	xx.xx	xx.xx	xx.xx	xx.xx	xx.xx
South Korea	xx.xx	xx.xx	xx.xx	xx.xx	xx.xx	xx.xx	xx.xx
Spain	xx.xx	xx.xx	xx.xx	xx.xx	xx.xx	xx.xx	xx.xx
United Kingdom	xx.xx	xx.xx	xx.xx	xx.xx	xx.xx	xx.xx	xx.xx
United States	xx.xx	xx.xx	xx.xx	xx.xx	xx.xx	xx.xx	xx.xx
Others	xx.xx	xx.xx	xx.xx	xx.xx	xx.xx	xx.xx	xx.xx
Total	**xx.xx**	**xx.xx**	**xx.xx**	**xx.xx**	**xx.xx**	**xx.xx**	**xx.xx**

8.2. Liquids

Table 160. Global Cosmetics ODM Market Size, by Liquids, by Region, 2017-2032 (USD Million)

Region	2023	2024	2025	2026	2027	2032	CAGR (%)
Africa	xx.xx	xx.xx	xx.xx	xx.xx	xx.xx	xx.xx	xx.xx
Asia-Pacific	xx.xx	xx.xx	xx.xx	xx.xx	xx.xx	xx.xx	xx.xx
Europe	xx.xx	xx.xx	xx.xx	xx.xx	xx.xx	xx.xx	xx.xx
Latin America	xx.xx	xx.xx	xx.xx	xx.xx	xx.xx	xx.xx	xx.xx
Middle East	xx.xx	xx.xx	xx.xx	xx.xx	xx.xx	xx.xx	xx.xx
North America	xx.xx	xx.xx	xx.xx	xx.xx	xx.xx	xx.xx	xx.xx
Total	**xx.xx**	**xx.xx**	**xx.xx**	**xx.xx**	**xx.xx**	**xx.xx**	**xx.xx**

Table 161. Global Cosmetics ODM Market Size, by Liquids, by Group, 2017-2032 (USD Million)

Group	2023	2024	2025	2026	2027	2032	CAGR (%)
ASEAN	xx.xx	xx.xx	xx.xx	xx.xx	xx.xx	xx.xx	xx.xx
BRICS	xx.xx	xx.xx	xx.xx	xx.xx	xx.xx	xx.xx	xx.xx
European Union	xx.xx	xx.xx	xx.xx	xx.xx	xx.xx	xx.xx	xx.xx
G7	xx.xx	xx.xx	xx.xx	xx.xx	xx.xx	xx.xx	xx.xx
GCC	xx.xx	xx.xx	xx.xx	xx.xx	xx.xx	xx.xx	xx.xx
NATO	xx.xx	xx.xx	xx.xx	xx.xx	xx.xx	xx.xx	xx.xx

Table 162. Global Cosmetics ODM Market Size, by Liquids, by Country, 2017-2032 (USD Million)

Country	2023	2024	2025	2026	2027	2032	CAGR (%)
Australia	xx.xx	xx.xx	xx.xx	xx.xx	xx.xx	xx.xx	xx.xx
Brazil	xx.xx	xx.xx	xx.xx	xx.xx	xx.xx	xx.xx	xx.xx
Canada	xx.xx	xx.xx	xx.xx	xx.xx	xx.xx	xx.xx	xx.xx
China	xx.xx	xx.xx	xx.xx	xx.xx	xx.xx	xx.xx	xx.xx
France	xx.xx	xx.xx	xx.xx	xx.xx	xx.xx	xx.xx	xx.xx
Germany	xx.xx	xx.xx	xx.xx	xx.xx	xx.xx	xx.xx	xx.xx
India	xx.xx	xx.xx	xx.xx	xx.xx	xx.xx	xx.xx	xx.xx
Italy	xx.xx	xx.xx	xx.xx	xx.xx	xx.xx	xx.xx	xx.xx
Japan	xx.xx	xx.xx	xx.xx	xx.xx	xx.xx	xx.xx	xx.xx
Mexico	xx.xx	xx.xx	xx.xx	xx.xx	xx.xx	xx.xx	xx.xx
Russia	xx.xx	xx.xx	xx.xx	xx.xx	xx.xx	xx.xx	xx.xx
South Korea	xx.xx	xx.xx	xx.xx	xx.xx	xx.xx	xx.xx	xx.xx
Spain	xx.xx	xx.xx	xx.xx	xx.xx	xx.xx	xx.xx	xx.xx
United Kingdom	xx.xx	xx.xx	xx.xx	xx.xx	xx.xx	xx.xx	xx.xx
United States	xx.xx	xx.xx	xx.xx	xx.xx	xx.xx	xx.xx	xx.xx
Others	xx.xx	xx.xx	xx.xx	xx.xx	xx.xx	xx.xx	xx.xx
Total	**xx.xx**	**xx.xx**	**xx.xx**	**xx.xx**	**xx.xx**	**xx.xx**	**xx.xx**

8.3. Coherent Solids

Table 163. Global Cosmetics ODM Market, by Coherent Solids growth contribution, 2025-2032

Category	2025 value (USD Million)	2032 value (USD Million)	Added value (USD Million)	2025 share (%)	2032 share (%)	Change (pp)	Growth share (%)	CAGR (%)
Bars, Sticks, and Tablets	xx.xx	xx.xx	xx.xx	xx.xx	xx.xx	xx.xx	xx.xx	xx.xx
Pressed Powders	xx.xx	xx.xx	xx.xx	xx.xx	xx.xx	xx.xx	xx.xx	xx.xx
Solid Cosmetic Films	xx.xx	xx.xx	xx.xx	xx.xx	xx.xx	xx.xx	xx.xx	xx.xx
Scope total	**xx.xx**	**xx.xx**	**xx.xx**	**xx.xx**	**xx.xx**	**xx.xx**	**xx.xx**	**xx.xx**

Table 164. Global Cosmetics ODM Market Size, by Coherent Solids, by Region, 2017-2032 (USD Million)

Region	2023	2024	2025	2026	2027	2032	CAGR (%)
Africa	xx.xx	xx.xx	xx.xx	xx.xx	xx.xx	xx.xx	xx.xx
Asia-Pacific	xx.xx	xx.xx	xx.xx	xx.xx	xx.xx	xx.xx	xx.xx
Europe	xx.xx	xx.xx	xx.xx	xx.xx	xx.xx	xx.xx	xx.xx
Latin America	xx.xx	xx.xx	xx.xx	xx.xx	xx.xx	xx.xx	xx.xx
Middle East	xx.xx	xx.xx	xx.xx	xx.xx	xx.xx	xx.xx	xx.xx
North America	xx.xx	xx.xx	xx.xx	xx.xx	xx.xx	xx.xx	xx.xx
Total	**xx.xx**	**xx.xx**	**xx.xx**	**xx.xx**	**xx.xx**	**xx.xx**	**xx.xx**

Table 165. Global Cosmetics ODM Market Size, by Coherent Solids, by Group, 2017-2032 (USD Million)

Group	2023	2024	2025	2026	2027	2032	CAGR (%)
ASEAN	xx.xx	xx.xx	xx.xx	xx.xx	xx.xx	xx.xx	xx.xx
BRICS	xx.xx	xx.xx	xx.xx	xx.xx	xx.xx	xx.xx	xx.xx
European Union	xx.xx	xx.xx	xx.xx	xx.xx	xx.xx	xx.xx	xx.xx
G7	xx.xx	xx.xx	xx.xx	xx.xx	xx.xx	xx.xx	xx.xx
GCC	xx.xx	xx.xx	xx.xx	xx.xx	xx.xx	xx.xx	xx.xx
NATO	xx.xx	xx.xx	xx.xx	xx.xx	xx.xx	xx.xx	xx.xx

Table 166. Global Cosmetics ODM Market Size, by Coherent Solids, by Country, 2017-2032 (USD Million)

Country	2023	2024	2025	2026	2027	2032	CAGR (%)
Australia	xx.xx	xx.xx	xx.xx	xx.xx	xx.xx	xx.xx	xx.xx
Brazil	xx.xx	xx.xx	xx.xx	xx.xx	xx.xx	xx.xx	xx.xx
Canada	xx.xx	xx.xx	xx.xx	xx.xx	xx.xx	xx.xx	xx.xx
China	xx.xx	xx.xx	xx.xx	xx.xx	xx.xx	xx.xx	xx.xx
France	xx.xx	xx.xx	xx.xx	xx.xx	xx.xx	xx.xx	xx.xx
Germany	xx.xx	xx.xx	xx.xx	xx.xx	xx.xx	xx.xx	xx.xx
India	xx.xx	xx.xx	xx.xx	xx.xx	xx.xx	xx.xx	xx.xx
Italy	xx.xx	xx.xx	xx.xx	xx.xx	xx.xx	xx.xx	xx.xx
Japan	xx.xx	xx.xx	xx.xx	xx.xx	xx.xx	xx.xx	xx.xx
Mexico	xx.xx	xx.xx	xx.xx	xx.xx	xx.xx	xx.xx	xx.xx
Russia	xx.xx	xx.xx	xx.xx	xx.xx	xx.xx	xx.xx	xx.xx
South Korea	xx.xx	xx.xx	xx.xx	xx.xx	xx.xx	xx.xx	xx.xx
Spain	xx.xx	xx.xx	xx.xx	xx.xx	xx.xx	xx.xx	xx.xx
United Kingdom	xx.xx	xx.xx	xx.xx	xx.xx	xx.xx	xx.xx	xx.xx
United States	xx.xx	xx.xx	xx.xx	xx.xx	xx.xx	xx.xx	xx.xx
Others	xx.xx	xx.xx	xx.xx	xx.xx	xx.xx	xx.xx	xx.xx
Total	**xx.xx**	**xx.xx**	**xx.xx**	**xx.xx**	**xx.xx**	**xx.xx**	**xx.xx**

8.3.1. Bars, Sticks, and Tablets

Table 167. Global Cosmetics ODM Market Size, by Bars, Sticks, and Tablets, by Region, 2017-2032 (USD Million)

Region	2023	2024	2025	2026	2027	2032	CAGR (%)
Africa	xx.xx	xx.xx	xx.xx	xx.xx	xx.xx	xx.xx	xx.xx
Asia-Pacific	xx.xx	xx.xx	xx.xx	xx.xx	xx.xx	xx.xx	xx.xx
Europe	xx.xx	xx.xx	xx.xx	xx.xx	xx.xx	xx.xx	xx.xx
Latin America	xx.xx	xx.xx	xx.xx	xx.xx	xx.xx	xx.xx	xx.xx
Middle East	xx.xx	xx.xx	xx.xx	xx.xx	xx.xx	xx.xx	xx.xx
North America	xx.xx	xx.xx	xx.xx	xx.xx	xx.xx	xx.xx	xx.xx
Total	**xx.xx**	**xx.xx**	**xx.xx**	**xx.xx**	**xx.xx**	**xx.xx**	**xx.xx**

Table 168. Global Cosmetics ODM Market Size, by Bars, Sticks, and Tablets, by Group, 2017-2032 (USD Million)

Group	2023	2024	2025	2026	2027	2032	CAGR (%)
ASEAN	xx.xx	xx.xx	xx.xx	xx.xx	xx.xx	xx.xx	xx.xx
BRICS	xx.xx	xx.xx	xx.xx	xx.xx	xx.xx	xx.xx	xx.xx
European Union	xx.xx	xx.xx	xx.xx	xx.xx	xx.xx	xx.xx	xx.xx
G7	xx.xx	xx.xx	xx.xx	xx.xx	xx.xx	xx.xx	xx.xx
GCC	xx.xx	xx.xx	xx.xx	xx.xx	xx.xx	xx.xx	xx.xx
NATO	xx.xx	xx.xx	xx.xx	xx.xx	xx.xx	xx.xx	xx.xx

Table 169. Global Cosmetics ODM Market Size, by Bars, Sticks, and Tablets, by Country, 2017-2032 (USD Million)

Country	2023	2024	2025	2026	2027	2032	CAGR (%)
Australia	xx.xx	xx.xx	xx.xx	xx.xx	xx.xx	xx.xx	xx.xx
Brazil	xx.xx	xx.xx	xx.xx	xx.xx	xx.xx	xx.xx	xx.xx
Canada	xx.xx	xx.xx	xx.xx	xx.xx	xx.xx	xx.xx	xx.xx
China	xx.xx	xx.xx	xx.xx	xx.xx	xx.xx	xx.xx	xx.xx
France	xx.xx	xx.xx	xx.xx	xx.xx	xx.xx	xx.xx	xx.xx
Germany	xx.xx	xx.xx	xx.xx	xx.xx	xx.xx	xx.xx	xx.xx
India	xx.xx	xx.xx	xx.xx	xx.xx	xx.xx	xx.xx	xx.xx
Italy	xx.xx	xx.xx	xx.xx	xx.xx	xx.xx	xx.xx	xx.xx
Japan	xx.xx	xx.xx	xx.xx	xx.xx	xx.xx	xx.xx	xx.xx
Mexico	xx.xx	xx.xx	xx.xx	xx.xx	xx.xx	xx.xx	xx.xx
Russia	xx.xx	xx.xx	xx.xx	xx.xx	xx.xx	xx.xx	xx.xx
South Korea	xx.xx	xx.xx	xx.xx	xx.xx	xx.xx	xx.xx	xx.xx
Spain	xx.xx	xx.xx	xx.xx	xx.xx	xx.xx	xx.xx	xx.xx
United Kingdom	xx.xx	xx.xx	xx.xx	xx.xx	xx.xx	xx.xx	xx.xx
United States	xx.xx	xx.xx	xx.xx	xx.xx	xx.xx	xx.xx	xx.xx
Others	xx.xx	xx.xx	xx.xx	xx.xx	xx.xx	xx.xx	xx.xx
Total	**xx.xx**	**xx.xx**	**xx.xx**	**xx.xx**	**xx.xx**	**xx.xx**	**xx.xx**

8.3.2. Pressed Powders

Table 170. Global Cosmetics ODM Market Size, by Pressed Powders, by Region, 2017-2032 (USD Million)

Region	2023	2024	2025	2026	2027	2032	CAGR (%)
Africa	xx.xx	xx.xx	xx.xx	xx.xx	xx.xx	xx.xx	xx.xx
Asia-Pacific	xx.xx	xx.xx	xx.xx	xx.xx	xx.xx	xx.xx	xx.xx
Europe	xx.xx	xx.xx	xx.xx	xx.xx	xx.xx	xx.xx	xx.xx
Latin America	xx.xx	xx.xx	xx.xx	xx.xx	xx.xx	xx.xx	xx.xx
Middle East	xx.xx	xx.xx	xx.xx	xx.xx	xx.xx	xx.xx	xx.xx
North America	xx.xx	xx.xx	xx.xx	xx.xx	xx.xx	xx.xx	xx.xx
Total	**xx.xx**	**xx.xx**	**xx.xx**	**xx.xx**	**xx.xx**	**xx.xx**	**xx.xx**

Table 171. Global Cosmetics ODM Market Size, by Pressed Powders, by Group, 2017-2032 (USD Million)

Group	2023	2024	2025	2026	2027	2032	CAGR (%)
ASEAN	xx.xx	xx.xx	xx.xx	xx.xx	xx.xx	xx.xx	xx.xx
BRICS	xx.xx	xx.xx	xx.xx	xx.xx	xx.xx	xx.xx	xx.xx
European Union	xx.xx	xx.xx	xx.xx	xx.xx	xx.xx	xx.xx	xx.xx
G7	xx.xx	xx.xx	xx.xx	xx.xx	xx.xx	xx.xx	xx.xx
GCC	xx.xx	xx.xx	xx.xx	xx.xx	xx.xx	xx.xx	xx.xx
NATO	xx.xx	xx.xx	xx.xx	xx.xx	xx.xx	xx.xx	xx.xx

Table 172. Global Cosmetics ODM Market Size, by Pressed Powders, by Country, 2017-2032 (USD Million)

Country	2023	2024	2025	2026	2027	2032	CAGR (%)
Australia	xx.xx	xx.xx	xx.xx	xx.xx	xx.xx	xx.xx	xx.xx
Brazil	xx.xx	xx.xx	xx.xx	xx.xx	xx.xx	xx.xx	xx.xx
Canada	xx.xx	xx.xx	xx.xx	xx.xx	xx.xx	xx.xx	xx.xx
China	xx.xx	xx.xx	xx.xx	xx.xx	xx.xx	xx.xx	xx.xx
France	xx.xx	xx.xx	xx.xx	xx.xx	xx.xx	xx.xx	xx.xx
Germany	xx.xx	xx.xx	xx.xx	xx.xx	xx.xx	xx.xx	xx.xx
India	xx.xx	xx.xx	xx.xx	xx.xx	xx.xx	xx.xx	xx.xx
Italy	xx.xx	xx.xx	xx.xx	xx.xx	xx.xx	xx.xx	xx.xx
Japan	xx.xx	xx.xx	xx.xx	xx.xx	xx.xx	xx.xx	xx.xx
Mexico	xx.xx	xx.xx	xx.xx	xx.xx	xx.xx	xx.xx	xx.xx
Russia	xx.xx	xx.xx	xx.xx	xx.xx	xx.xx	xx.xx	xx.xx
South Korea	xx.xx	xx.xx	xx.xx	xx.xx	xx.xx	xx.xx	xx.xx
Spain	xx.xx	xx.xx	xx.xx	xx.xx	xx.xx	xx.xx	xx.xx
United Kingdom	xx.xx	xx.xx	xx.xx	xx.xx	xx.xx	xx.xx	xx.xx
United States	xx.xx	xx.xx	xx.xx	xx.xx	xx.xx	xx.xx	xx.xx
Others	xx.xx	xx.xx	xx.xx	xx.xx	xx.xx	xx.xx	xx.xx
Total	**xx.xx**	**xx.xx**	**xx.xx**	**xx.xx**	**xx.xx**	**xx.xx**	**xx.xx**

8.3.3. Solid Cosmetic Films

Table 173. Global Cosmetics ODM Market Size, by Solid Cosmetic Films, by Region, 2017-2032 (USD Million)

Region	2023	2024	2025	2026	2027	2032	CAGR (%)
Africa	xx.xx	xx.xx	xx.xx	xx.xx	xx.xx	xx.xx	xx.xx
Asia-Pacific	xx.xx	xx.xx	xx.xx	xx.xx	xx.xx	xx.xx	xx.xx
Europe	xx.xx	xx.xx	xx.xx	xx.xx	xx.xx	xx.xx	xx.xx
Latin America	xx.xx	xx.xx	xx.xx	xx.xx	xx.xx	xx.xx	xx.xx
Middle East	xx.xx	xx.xx	xx.xx	xx.xx	xx.xx	xx.xx	xx.xx
North America	xx.xx	xx.xx	xx.xx	xx.xx	xx.xx	xx.xx	xx.xx
Total	**xx.xx**	**xx.xx**	**xx.xx**	**xx.xx**	**xx.xx**	**xx.xx**	**xx.xx**

Table 174. Global Cosmetics ODM Market Size, by Solid Cosmetic Films, by Group, 2017-2032 (USD Million)

Group	2023	2024	2025	2026	2027	2032	CAGR (%)
ASEAN	xx.xx	xx.xx	xx.xx	xx.xx	xx.xx	xx.xx	xx.xx
BRICS	xx.xx	xx.xx	xx.xx	xx.xx	xx.xx	xx.xx	xx.xx
European Union	xx.xx	xx.xx	xx.xx	xx.xx	xx.xx	xx.xx	xx.xx
G7	xx.xx	xx.xx	xx.xx	xx.xx	xx.xx	xx.xx	xx.xx
GCC	xx.xx	xx.xx	xx.xx	xx.xx	xx.xx	xx.xx	xx.xx
NATO	xx.xx	xx.xx	xx.xx	xx.xx	xx.xx	xx.xx	xx.xx

Table 175. Global Cosmetics ODM Market Size, by Solid Cosmetic Films, by Country, 2017-2032 (USD Million)

Country	2023	2024	2025	2026	2027	2032	CAGR (%)
Australia	xx.xx	xx.xx	xx.xx	xx.xx	xx.xx	xx.xx	xx.xx
Brazil	xx.xx	xx.xx	xx.xx	xx.xx	xx.xx	xx.xx	xx.xx
Canada	xx.xx	xx.xx	xx.xx	xx.xx	xx.xx	xx.xx	xx.xx
China	xx.xx	xx.xx	xx.xx	xx.xx	xx.xx	xx.xx	xx.xx
France	xx.xx	xx.xx	xx.xx	xx.xx	xx.xx	xx.xx	xx.xx
Germany	xx.xx	xx.xx	xx.xx	xx.xx	xx.xx	xx.xx	xx.xx
India	xx.xx	xx.xx	xx.xx	xx.xx	xx.xx	xx.xx	xx.xx
Italy	xx.xx	xx.xx	xx.xx	xx.xx	xx.xx	xx.xx	xx.xx
Japan	xx.xx	xx.xx	xx.xx	xx.xx	xx.xx	xx.xx	xx.xx
Mexico	xx.xx	xx.xx	xx.xx	xx.xx	xx.xx	xx.xx	xx.xx
Russia	xx.xx	xx.xx	xx.xx	xx.xx	xx.xx	xx.xx	xx.xx
South Korea	xx.xx	xx.xx	xx.xx	xx.xx	xx.xx	xx.xx	xx.xx
Spain	xx.xx	xx.xx	xx.xx	xx.xx	xx.xx	xx.xx	xx.xx
United Kingdom	xx.xx	xx.xx	xx.xx	xx.xx	xx.xx	xx.xx	xx.xx
United States	xx.xx	xx.xx	xx.xx	xx.xx	xx.xx	xx.xx	xx.xx
Others	xx.xx	xx.xx	xx.xx	xx.xx	xx.xx	xx.xx	xx.xx
Total	**xx.xx**	**xx.xx**	**xx.xx**	**xx.xx**	**xx.xx**	**xx.xx**	**xx.xx**

8.4. Cosmetic-Bearing Substrates

Table 176. Global Cosmetics ODM Market, by Cosmetic-Bearing Substrates growth contribution, 2025-2032

Category	2025 value (USD Million)	2032 value (USD Million)	Added value (USD Million)	2025 share (%)	2032 share (%)	Change (pp)	Growth share (%)	CAGR (%)
Cosmetic-Bearing Masks and Patches	xx.xx	xx.xx	xx.xx	xx.xx	xx.xx	xx.xx	xx.xx	xx.xx
Cosmetic-Bearing Wipes and Pads	xx.xx	xx.xx	xx.xx	xx.xx	xx.xx	xx.xx	xx.xx	xx.xx
Scope total	**xx.xx**	**xx.xx**	**xx.xx**	**xx.xx**	**xx.xx**	**xx.xx**	**xx.xx**	**xx.xx**

Table 177. Global Cosmetics ODM Market Size, by Cosmetic-Bearing Substrates, by Region, 2017-2032 (USD Million)

Region	2023	2024	2025	2026	2027	2032	CAGR (%)
Africa	xx.xx	xx.xx	xx.xx	xx.xx	xx.xx	xx.xx	xx.xx
Asia-Pacific	xx.xx	xx.xx	xx.xx	xx.xx	xx.xx	xx.xx	xx.xx
Europe	xx.xx	xx.xx	xx.xx	xx.xx	xx.xx	xx.xx	xx.xx
Latin America	xx.xx	xx.xx	xx.xx	xx.xx	xx.xx	xx.xx	xx.xx
Middle East	xx.xx	xx.xx	xx.xx	xx.xx	xx.xx	xx.xx	xx.xx
North America	xx.xx	xx.xx	xx.xx	xx.xx	xx.xx	xx.xx	xx.xx
Total	**xx.xx**	**xx.xx**	**xx.xx**	**xx.xx**	**xx.xx**	**xx.xx**	**xx.xx**

Table 178. Global Cosmetics ODM Market Size, by Cosmetic-Bearing Substrates, by Group, 2017-2032 (USD Million)

Group	2023	2024	2025	2026	2027	2032	CAGR (%)
ASEAN	xx.xx	xx.xx	xx.xx	xx.xx	xx.xx	xx.xx	xx.xx
BRICS	xx.xx	xx.xx	xx.xx	xx.xx	xx.xx	xx.xx	xx.xx
European Union	xx.xx	xx.xx	xx.xx	xx.xx	xx.xx	xx.xx	xx.xx
G7	xx.xx	xx.xx	xx.xx	xx.xx	xx.xx	xx.xx	xx.xx
GCC	xx.xx	xx.xx	xx.xx	xx.xx	xx.xx	xx.xx	xx.xx
NATO	xx.xx	xx.xx	xx.xx	xx.xx	xx.xx	xx.xx	xx.xx

Table 179. Global Cosmetics ODM Market Size, by Cosmetic-Bearing Substrates, by Country, 2017-2032 (USD Million)

Country	2023	2024	2025	2026	2027	2032	CAGR (%)
Australia	xx.xx	xx.xx	xx.xx	xx.xx	xx.xx	xx.xx	xx.xx
Brazil	xx.xx	xx.xx	xx.xx	xx.xx	xx.xx	xx.xx	xx.xx
Canada	xx.xx	xx.xx	xx.xx	xx.xx	xx.xx	xx.xx	xx.xx
China	xx.xx	xx.xx	xx.xx	xx.xx	xx.xx	xx.xx	xx.xx
France	xx.xx	xx.xx	xx.xx	xx.xx	xx.xx	xx.xx	xx.xx
Germany	xx.xx	xx.xx	xx.xx	xx.xx	xx.xx	xx.xx	xx.xx
India	xx.xx	xx.xx	xx.xx	xx.xx	xx.xx	xx.xx	xx.xx
Italy	xx.xx	xx.xx	xx.xx	xx.xx	xx.xx	xx.xx	xx.xx
Japan	xx.xx	xx.xx	xx.xx	xx.xx	xx.xx	xx.xx	xx.xx
Mexico	xx.xx	xx.xx	xx.xx	xx.xx	xx.xx	xx.xx	xx.xx
Russia	xx.xx	xx.xx	xx.xx	xx.xx	xx.xx	xx.xx	xx.xx
South Korea	xx.xx	xx.xx	xx.xx	xx.xx	xx.xx	xx.xx	xx.xx
Spain	xx.xx	xx.xx	xx.xx	xx.xx	xx.xx	xx.xx	xx.xx
United Kingdom	xx.xx	xx.xx	xx.xx	xx.xx	xx.xx	xx.xx	xx.xx
United States	xx.xx	xx.xx	xx.xx	xx.xx	xx.xx	xx.xx	xx.xx
Others	xx.xx	xx.xx	xx.xx	xx.xx	xx.xx	xx.xx	xx.xx
Total	**xx.xx**	**xx.xx**	**xx.xx**	**xx.xx**	**xx.xx**	**xx.xx**	**xx.xx**

8.4.1. Cosmetic-Bearing Masks and Patches

Table 180. Global Cosmetics ODM Market Size, by Cosmetic-Bearing Masks and Patches, by Region, 2017-2032 (USD Million)

Region	2023	2024	2025	2026	2027	2032	CAGR (%)
Africa	xx.xx	xx.xx	xx.xx	xx.xx	xx.xx	xx.xx	xx.xx
Asia-Pacific	xx.xx	xx.xx	xx.xx	xx.xx	xx.xx	xx.xx	xx.xx
Europe	xx.xx	xx.xx	xx.xx	xx.xx	xx.xx	xx.xx	xx.xx
Latin America	xx.xx	xx.xx	xx.xx	xx.xx	xx.xx	xx.xx	xx.xx
Middle East	xx.xx	xx.xx	xx.xx	xx.xx	xx.xx	xx.xx	xx.xx
North America	xx.xx	xx.xx	xx.xx	xx.xx	xx.xx	xx.xx	xx.xx
Total	**xx.xx**	**xx.xx**	**xx.xx**	**xx.xx**	**xx.xx**	**xx.xx**	**xx.xx**

Table 181. Global Cosmetics ODM Market Size, by Cosmetic-Bearing Masks and Patches, by Group, 2017-2032 (USD Million)

Group	2023	2024	2025	2026	2027	2032	CAGR (%)
ASEAN	xx.xx	xx.xx	xx.xx	xx.xx	xx.xx	xx.xx	xx.xx
BRICS	xx.xx	xx.xx	xx.xx	xx.xx	xx.xx	xx.xx	xx.xx
European Union	xx.xx	xx.xx	xx.xx	xx.xx	xx.xx	xx.xx	xx.xx
G7	xx.xx	xx.xx	xx.xx	xx.xx	xx.xx	xx.xx	xx.xx
GCC	xx.xx	xx.xx	xx.xx	xx.xx	xx.xx	xx.xx	xx.xx
NATO	xx.xx	xx.xx	xx.xx	xx.xx	xx.xx	xx.xx	xx.xx

Table 182. Global Cosmetics ODM Market Size, by Cosmetic-Bearing Masks and Patches, by Country, 2017-2032 (USD Million)

Country	2023	2024	2025	2026	2027	2032	CAGR (%)
Australia	xx.xx	xx.xx	xx.xx	xx.xx	xx.xx	xx.xx	xx.xx
Brazil	xx.xx	xx.xx	xx.xx	xx.xx	xx.xx	xx.xx	xx.xx
Canada	xx.xx	xx.xx	xx.xx	xx.xx	xx.xx	xx.xx	xx.xx
China	xx.xx	xx.xx	xx.xx	xx.xx	xx.xx	xx.xx	xx.xx
France	xx.xx	xx.xx	xx.xx	xx.xx	xx.xx	xx.xx	xx.xx
Germany	xx.xx	xx.xx	xx.xx	xx.xx	xx.xx	xx.xx	xx.xx
India	xx.xx	xx.xx	xx.xx	xx.xx	xx.xx	xx.xx	xx.xx
Italy	xx.xx	xx.xx	xx.xx	xx.xx	xx.xx	xx.xx	xx.xx
Japan	xx.xx	xx.xx	xx.xx	xx.xx	xx.xx	xx.xx	xx.xx
Mexico	xx.xx	xx.xx	xx.xx	xx.xx	xx.xx	xx.xx	xx.xx
Russia	xx.xx	xx.xx	xx.xx	xx.xx	xx.xx	xx.xx	xx.xx
South Korea	xx.xx	xx.xx	xx.xx	xx.xx	xx.xx	xx.xx	xx.xx
Spain	xx.xx	xx.xx	xx.xx	xx.xx	xx.xx	xx.xx	xx.xx
United Kingdom	xx.xx	xx.xx	xx.xx	xx.xx	xx.xx	xx.xx	xx.xx
United States	xx.xx	xx.xx	xx.xx	xx.xx	xx.xx	xx.xx	xx.xx
Others	xx.xx	xx.xx	xx.xx	xx.xx	xx.xx	xx.xx	xx.xx
Total	**xx.xx**	**xx.xx**	**xx.xx**	**xx.xx**	**xx.xx**	**xx.xx**	**xx.xx**

8.4.2. Cosmetic-Bearing Wipes and Pads

Table 183. Global Cosmetics ODM Market Size, by Cosmetic-Bearing Wipes and Pads, by Region, 2017-2032 (USD Million)

Region	2023	2024	2025	2026	2027	2032	CAGR (%)
Africa	xx.xx	xx.xx	xx.xx	xx.xx	xx.xx	xx.xx	xx.xx
Asia-Pacific	xx.xx	xx.xx	xx.xx	xx.xx	xx.xx	xx.xx	xx.xx
Europe	xx.xx	xx.xx	xx.xx	xx.xx	xx.xx	xx.xx	xx.xx
Latin America	xx.xx	xx.xx	xx.xx	xx.xx	xx.xx	xx.xx	xx.xx
Middle East	xx.xx	xx.xx	xx.xx	xx.xx	xx.xx	xx.xx	xx.xx
North America	xx.xx	xx.xx	xx.xx	xx.xx	xx.xx	xx.xx	xx.xx
Total	**xx.xx**	**xx.xx**	**xx.xx**	**xx.xx**	**xx.xx**	**xx.xx**	**xx.xx**

Table 184. Global Cosmetics ODM Market Size, by Cosmetic-Bearing Wipes and Pads, by Group, 2017-2032 (USD Million)

Group	2023	2024	2025	2026	2027	2032	CAGR (%)
ASEAN	xx.xx	xx.xx	xx.xx	xx.xx	xx.xx	xx.xx	xx.xx
BRICS	xx.xx	xx.xx	xx.xx	xx.xx	xx.xx	xx.xx	xx.xx
European Union	xx.xx	xx.xx	xx.xx	xx.xx	xx.xx	xx.xx	xx.xx
G7	xx.xx	xx.xx	xx.xx	xx.xx	xx.xx	xx.xx	xx.xx
GCC	xx.xx	xx.xx	xx.xx	xx.xx	xx.xx	xx.xx	xx.xx
NATO	xx.xx	xx.xx	xx.xx	xx.xx	xx.xx	xx.xx	xx.xx

Table 185. Global Cosmetics ODM Market Size, by Cosmetic-Bearing Wipes and Pads, by Country, 2017-2032 (USD Million)

Country	2023	2024	2025	2026	2027	2032	CAGR (%)
Australia	xx.xx	xx.xx	xx.xx	xx.xx	xx.xx	xx.xx	xx.xx
Brazil	xx.xx	xx.xx	xx.xx	xx.xx	xx.xx	xx.xx	xx.xx
Canada	xx.xx	xx.xx	xx.xx	xx.xx	xx.xx	xx.xx	xx.xx
China	xx.xx	xx.xx	xx.xx	xx.xx	xx.xx	xx.xx	xx.xx
France	xx.xx	xx.xx	xx.xx	xx.xx	xx.xx	xx.xx	xx.xx
Germany	xx.xx	xx.xx	xx.xx	xx.xx	xx.xx	xx.xx	xx.xx
India	xx.xx	xx.xx	xx.xx	xx.xx	xx.xx	xx.xx	xx.xx
Italy	xx.xx	xx.xx	xx.xx	xx.xx	xx.xx	xx.xx	xx.xx
Japan	xx.xx	xx.xx	xx.xx	xx.xx	xx.xx	xx.xx	xx.xx
Mexico	xx.xx	xx.xx	xx.xx	xx.xx	xx.xx	xx.xx	xx.xx
Russia	xx.xx	xx.xx	xx.xx	xx.xx	xx.xx	xx.xx	xx.xx
South Korea	xx.xx	xx.xx	xx.xx	xx.xx	xx.xx	xx.xx	xx.xx
Spain	xx.xx	xx.xx	xx.xx	xx.xx	xx.xx	xx.xx	xx.xx
United Kingdom	xx.xx	xx.xx	xx.xx	xx.xx	xx.xx	xx.xx	xx.xx
United States	xx.xx	xx.xx	xx.xx	xx.xx	xx.xx	xx.xx	xx.xx
Others	xx.xx	xx.xx	xx.xx	xx.xx	xx.xx	xx.xx	xx.xx
Total	**xx.xx**	**xx.xx**	**xx.xx**	**xx.xx**	**xx.xx**	**xx.xx**	**xx.xx**

8.5. Loose Powders and Granules

Table 186. Global Cosmetics ODM Market Size, by Loose Powders and Granules, by Region, 2017-2032 (USD Million)

Region	2023	2024	2025	2026	2027	2032	CAGR (%)
Africa	xx.xx	xx.xx	xx.xx	xx.xx	xx.xx	xx.xx	xx.xx
Asia-Pacific	xx.xx	xx.xx	xx.xx	xx.xx	xx.xx	xx.xx	xx.xx
Europe	xx.xx	xx.xx	xx.xx	xx.xx	xx.xx	xx.xx	xx.xx
Latin America	xx.xx	xx.xx	xx.xx	xx.xx	xx.xx	xx.xx	xx.xx
Middle East	xx.xx	xx.xx	xx.xx	xx.xx	xx.xx	xx.xx	xx.xx
North America	xx.xx	xx.xx	xx.xx	xx.xx	xx.xx	xx.xx	xx.xx
Total	**xx.xx**	**xx.xx**	**xx.xx**	**xx.xx**	**xx.xx**	**xx.xx**	**xx.xx**

Table 187. Global Cosmetics ODM Market Size, by Loose Powders and Granules, by Group, 2017-2032 (USD Million)

Group	2023	2024	2025	2026	2027	2032	CAGR (%)
ASEAN	xx.xx	xx.xx	xx.xx	xx.xx	xx.xx	xx.xx	xx.xx
BRICS	xx.xx	xx.xx	xx.xx	xx.xx	xx.xx	xx.xx	xx.xx
European Union	xx.xx	xx.xx	xx.xx	xx.xx	xx.xx	xx.xx	xx.xx
G7	xx.xx	xx.xx	xx.xx	xx.xx	xx.xx	xx.xx	xx.xx
GCC	xx.xx	xx.xx	xx.xx	xx.xx	xx.xx	xx.xx	xx.xx
NATO	xx.xx	xx.xx	xx.xx	xx.xx	xx.xx	xx.xx	xx.xx

Table 188. Global Cosmetics ODM Market Size, by Loose Powders and Granules, by Country, 2017-2032 (USD Million)

Country	2023	2024	2025	2026	2027	2032	CAGR (%)
Australia	xx.xx	xx.xx	xx.xx	xx.xx	xx.xx	xx.xx	xx.xx
Brazil	xx.xx	xx.xx	xx.xx	xx.xx	xx.xx	xx.xx	xx.xx
Canada	xx.xx	xx.xx	xx.xx	xx.xx	xx.xx	xx.xx	xx.xx
China	xx.xx	xx.xx	xx.xx	xx.xx	xx.xx	xx.xx	xx.xx
France	xx.xx	xx.xx	xx.xx	xx.xx	xx.xx	xx.xx	xx.xx
Germany	xx.xx	xx.xx	xx.xx	xx.xx	xx.xx	xx.xx	xx.xx
India	xx.xx	xx.xx	xx.xx	xx.xx	xx.xx	xx.xx	xx.xx
Italy	xx.xx	xx.xx	xx.xx	xx.xx	xx.xx	xx.xx	xx.xx
Japan	xx.xx	xx.xx	xx.xx	xx.xx	xx.xx	xx.xx	xx.xx
Mexico	xx.xx	xx.xx	xx.xx	xx.xx	xx.xx	xx.xx	xx.xx
Russia	xx.xx	xx.xx	xx.xx	xx.xx	xx.xx	xx.xx	xx.xx
South Korea	xx.xx	xx.xx	xx.xx	xx.xx	xx.xx	xx.xx	xx.xx
Spain	xx.xx	xx.xx	xx.xx	xx.xx	xx.xx	xx.xx	xx.xx
United Kingdom	xx.xx	xx.xx	xx.xx	xx.xx	xx.xx	xx.xx	xx.xx
United States	xx.xx	xx.xx	xx.xx	xx.xx	xx.xx	xx.xx	xx.xx
Others	xx.xx	xx.xx	xx.xx	xx.xx	xx.xx	xx.xx	xx.xx
Total	**xx.xx**	**xx.xx**	**xx.xx**	**xx.xx**	**xx.xx**	**xx.xx**	**xx.xx**

8.6. Foams and Mousses

Table 189. Global Cosmetics ODM Market Size, by Foams and Mousses, by Region, 2017-2032 (USD Million)

Region	2023	2024	2025	2026	2027	2032	CAGR (%)
Africa	xx.xx	xx.xx	xx.xx	xx.xx	xx.xx	xx.xx	xx.xx
Asia-Pacific	xx.xx	xx.xx	xx.xx	xx.xx	xx.xx	xx.xx	xx.xx
Europe	xx.xx	xx.xx	xx.xx	xx.xx	xx.xx	xx.xx	xx.xx
Latin America	xx.xx	xx.xx	xx.xx	xx.xx	xx.xx	xx.xx	xx.xx
Middle East	xx.xx	xx.xx	xx.xx	xx.xx	xx.xx	xx.xx	xx.xx
North America	xx.xx	xx.xx	xx.xx	xx.xx	xx.xx	xx.xx	xx.xx
Total	**xx.xx**	**xx.xx**	**xx.xx**	**xx.xx**	**xx.xx**	**xx.xx**	**xx.xx**

Table 190. Global Cosmetics ODM Market Size, by Foams and Mousses, by Group, 2017-2032 (USD Million)

Group	2023	2024	2025	2026	2027	2032	CAGR (%)
ASEAN	xx.xx	xx.xx	xx.xx	xx.xx	xx.xx	xx.xx	xx.xx
BRICS	xx.xx	xx.xx	xx.xx	xx.xx	xx.xx	xx.xx	xx.xx
European Union	xx.xx	xx.xx	xx.xx	xx.xx	xx.xx	xx.xx	xx.xx
G7	xx.xx	xx.xx	xx.xx	xx.xx	xx.xx	xx.xx	xx.xx
GCC	xx.xx	xx.xx	xx.xx	xx.xx	xx.xx	xx.xx	xx.xx
NATO	xx.xx	xx.xx	xx.xx	xx.xx	xx.xx	xx.xx	xx.xx

Table 191. Global Cosmetics ODM Market Size, by Foams and Mousses, by Country, 2017-2032 (USD Million)

Country	2023	2024	2025	2026	2027	2032	CAGR (%)
Australia	xx.xx	xx.xx	xx.xx	xx.xx	xx.xx	xx.xx	xx.xx
Brazil	xx.xx	xx.xx	xx.xx	xx.xx	xx.xx	xx.xx	xx.xx
Canada	xx.xx	xx.xx	xx.xx	xx.xx	xx.xx	xx.xx	xx.xx
China	xx.xx	xx.xx	xx.xx	xx.xx	xx.xx	xx.xx	xx.xx
France	xx.xx	xx.xx	xx.xx	xx.xx	xx.xx	xx.xx	xx.xx
Germany	xx.xx	xx.xx	xx.xx	xx.xx	xx.xx	xx.xx	xx.xx
India	xx.xx	xx.xx	xx.xx	xx.xx	xx.xx	xx.xx	xx.xx
Italy	xx.xx	xx.xx	xx.xx	xx.xx	xx.xx	xx.xx	xx.xx
Japan	xx.xx	xx.xx	xx.xx	xx.xx	xx.xx	xx.xx	xx.xx
Mexico	xx.xx	xx.xx	xx.xx	xx.xx	xx.xx	xx.xx	xx.xx
Russia	xx.xx	xx.xx	xx.xx	xx.xx	xx.xx	xx.xx	xx.xx
South Korea	xx.xx	xx.xx	xx.xx	xx.xx	xx.xx	xx.xx	xx.xx
Spain	xx.xx	xx.xx	xx.xx	xx.xx	xx.xx	xx.xx	xx.xx
United Kingdom	xx.xx	xx.xx	xx.xx	xx.xx	xx.xx	xx.xx	xx.xx
United States	xx.xx	xx.xx	xx.xx	xx.xx	xx.xx	xx.xx	xx.xx
Others	xx.xx	xx.xx	xx.xx	xx.xx	xx.xx	xx.xx	xx.xx
Total	**xx.xx**	**xx.xx**	**xx.xx**	**xx.xx**	**xx.xx**	**xx.xx**	**xx.xx**

9. Cosmetics ODM Market, by Formulation Water Basis

Formulation Water Basis must be established from the documented composition, independently of Product Format or waterless positioning. ▪ ▪▪▪▪▪▪▪▪▪▪▪▪▪ ▪▪▪▪▪▪▪ ▪▪▪▪▪▪▪▪▪▪▪▪▪ ▪▪▪▪▪▪▪▪▪ ▪▪▪▪▪▪▪▪ ▪▪▪▪ ▪▪▪▪▪▪▪▪▪▪▪▪▪ ▪▪▪▪▪▪▪▪ ▪▪▪▪ ▪▪▪ ▪▪▪▪▪▪ ▪▪▪▪▪▪▪▪ ▪▪▪▪▪▪ ▪▪▪ ▪▪▪▪▪▪▪▪▪▪▪ ▪▪▪▪▪▪▪▪▪ ▪▪▪▪▪▪▪ ▪▪▪▪▪▪▪▪▪▪ ▪▪▪ ▪▪▪▪▪▪ ▪▪▪▪▪▪▪▪▪▪▪▪▪▪▪ ▪▪▪▪▪▪▪ ▪▪▪▪▪▪▪ ▪▪▪▪▪▪▪▪ ▪▪▪▪▪▪▪▪▪▪▪▪▪▪▪▪ ▪▪▪▪▪▪▪▪▪▪▪▪▪ ▪▪▪ ▪▪▪▪▪▪▪▪▪ ▪▪ ▪▪▪▪▪▪▪ ▪▪▪▪▪▪▪▪▪▪▪▪▪▪ ▪▪▪▪▪▪▪▪▪▪▪▪ ▪▪▪▪▪▪▪▪▪ ▪▪▪ ▪▪▪▪▪▪▪▪▪▪▪▪▪▪ ▪▪▪▪▪▪▪▪▪▪▪▪▪▪ A solid appearance or concentrated-product claim is not sufficient compositional evidence.

An anhydrous brief also changes the commercial acceptance question. ▪▪▪ ▪▪▪▪▪▪▪ ▪▪▪▪▪▪▪▪▪▪ ▪▪▪▪▪▪▪▪ ▪▪▪▪▪▪▪▪ ▪▪▪▪▪▪▪ ▪▪▪▪▪▪▪▪▪▪▪▪▪ ▪▪ ▪ ▪▪▪▪▪▪▪▪▪▪▪ ▪▪▪▪▪▪▪▪▪▪▪ ▪▪▪ ▪ ▪▪▪▪▪▪▪▪▪▪▪▪ ▪▪▪▪▪▪▪▪▪ ▪▪ ▪▪▪▪▪ ▪▪▪▪▪▪▪▪▪ ▪▪▪▪▪▪▪▪ ▪▪▪▪▪▪▪▪▪▪▪▪▪ ▪▪▪▪▪▪▪ ▪▪▪▪▪▪▪ ▪▪▪▪ ▪▪▪▪▪▪▪▪ ▪▪▪▪▪▪▪▪▪▪▪ ▪▪▪▪▪▪▪▪▪▪ ▪▪ ▪▪ ▪▪▪▪▪▪▪▪ ▪▪▪▪▪▪▪▪▪▪▪ ▪▪▪ ▪▪▪▪▪▪▪▪ ▪▪▪▪▪▪▪▪▪ ▪▪▪▪▪▪▪▪ ▪▪ ▪▪▪ ▪▪▪▪▪▪▪▪ ▪▪▪▪▪▪▪▪▪ ▪▪▪▪▪▪ ▪▪▪▪▪▪▪▪ ▪▪▪▪▪▪▪▪▪▪▪▪ ▪▪▪▪▪▪▪▪ Water-containing supply remains a defensible alternative when it better meets the agreed brief; an anhydrous route is appropriate when its presentation and supported benefits fit that brief, rather than because the classification alone implies superiority.

Environmental positioning requires a separate decision. ▪▪▪ ▪▪▪ ▪▪▪▪▪▪▪▪ ▪▪▪▪▪▪▪▪▪▪ ▪▪ ▪▪▪▪▪▪▪▪▪▪▪▪ ▪▪▪▪▪▪▪▪ ▪▪▪▪▪▪▪▪▪▪▪▪▪ ▪▪▪▪▪▪▪▪ ▪▪▪ ▪▪▪▪▪▪▪▪ ▪▪▪▪▪▪▪▪▪▪▪ ▪▪▪▪ ▪▪ ▪▪▪▪▪▪▪▪▪ ▪▪ ▪▪▪▪▪▪▪▪▪ ▪▪ ▪▪ ▪▪▪▪▪▪▪▪ ▪▪▪▪▪▪▪▪▪▪▪ ▪▪ ▪▪▪▪▪▪▪▪ ▪▪▪▪▪▪▪ ▪▪▪▪▪▪▪▪ ▪▪▪▪▪▪▪▪ ▪▪▪▪▪▪▪▪▪ ▪▪▪▪▪▪▪▪▪▪▪ ▪▪▪▪▪▪▪▪ ▪▪▪▪▪▪▪▪▪ ▪▪▪▪▪▪▪▪▪▪▪ ▪▪▪▪ ▪▪▪ ▪▪▪▪▪▪▪▪▪▪▪▪▪ ▪▪▪▪▪▪▪▪▪ ▪ ▪▪▪▪▪▪▪▪▪ ▪▪▪▪▪▪▪▪▪▪▪▪▪▪▪ ▪▪▪▪▪▪▪▪▪▪▪▪▪ ▪▪▪▪▪▪▪▪▪▪▪▪ If environmental differentiation is central to commissioning, the buyer should specify the claimed benefit and comparison boundary and obtain relevant support; otherwise, composition-based positioning should remain separate from broader environmental promises.

Figure 12. Global Cosmetics ODM Market, by Formulation Water Basis: Market share evolution, 2025-2032

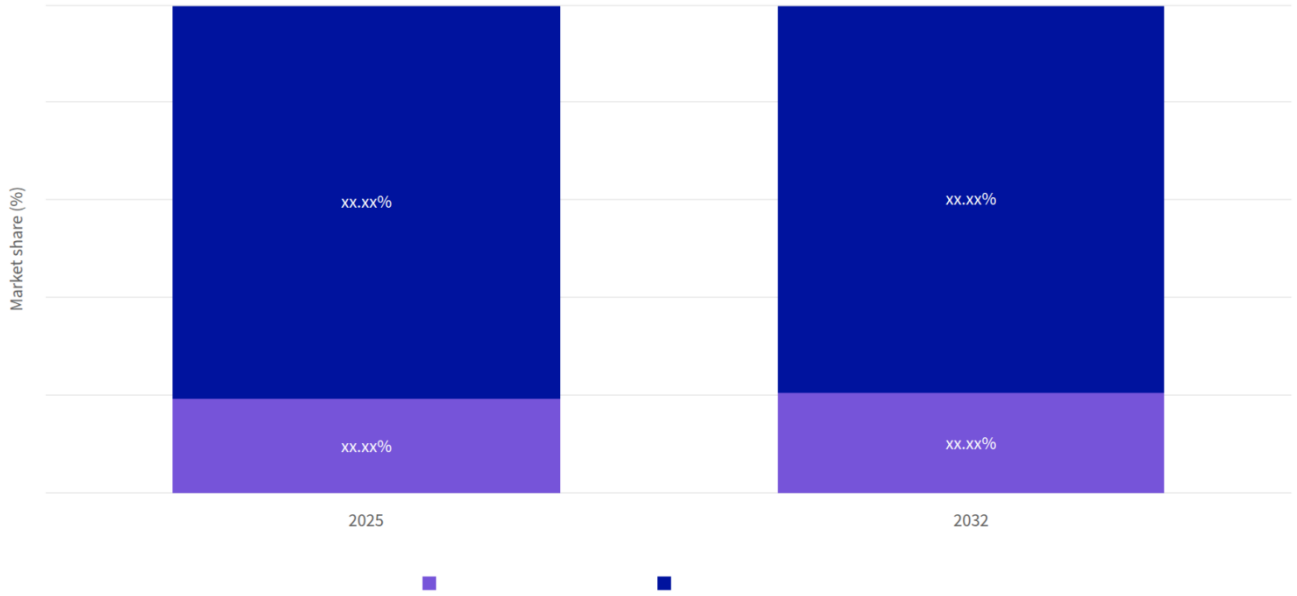

Figure 13. Global Cosmetics ODM Market, by Formulation Water Basis: Market size by category, 2025

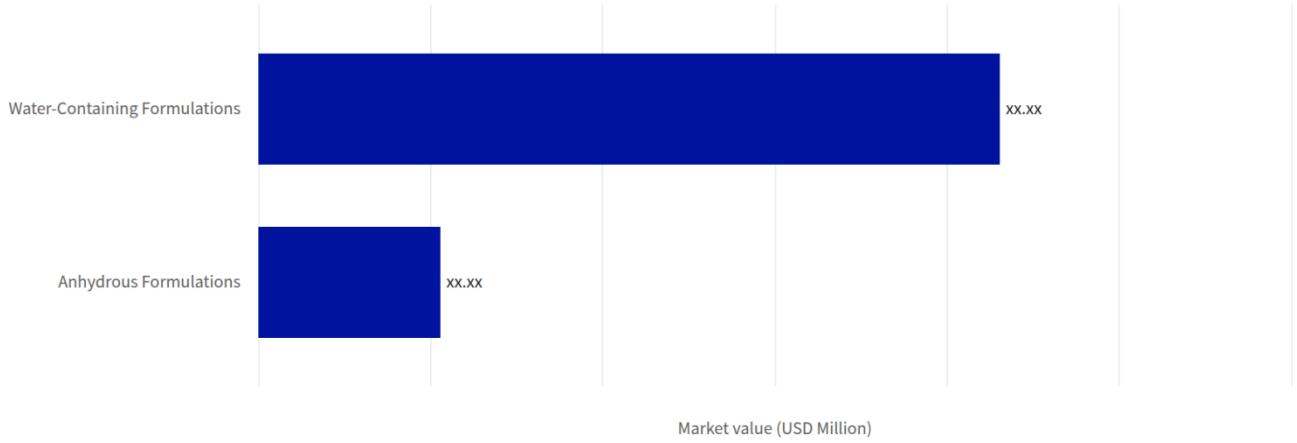

Table 192. Global Cosmetics ODM Market, by Formulation Water Basis growth contribution, 2025-2032

Category	2025 value (USD Million)	2032 value (USD Million)	Added value (USD Million)	2025 share (%)	2032 share (%)	Change (pp)	Growth share (%)	CAGR (%)
Anhydrous Formulations	xx.xx	xx.xx	xx.xx	xx.xx	xx.xx	xx.xx	xx.xx	xx.xx
Water-Containing Formulations	xx.xx	xx.xx	xx.xx	xx.xx	xx.xx	xx.xx	xx.xx	xx.xx
Scope total	**xx.xx**	**xx.xx**	**xx.xx**	**xx.xx**	**xx.xx**	**xx.xx**	**xx.xx**	**xx.xx**

Table 193. Global Cosmetics ODM Market Size, by Formulation Water Basis, 2017-2032 (USD Million)

Formulation Water Basis	2023	2024	2025	2026	2027	2032	CAGR (%)
Anhydrous Formulations	xx.xx	xx.xx	xx.xx	xx.xx	xx.xx	xx.xx	xx.xx
Water-Containing Formulations	xx.xx	xx.xx	xx.xx	xx.xx	xx.xx	xx.xx	xx.xx
Total	**xx.xx**	**xx.xx**	**xx.xx**	**xx.xx**	**xx.xx**	**xx.xx**	**xx.xx**

Sources & Evidence

1. Commission Regulation (EU) No 655/2013 - Common Criteria for Cosmetic Claims
   · EU cosmetic claims require adequate, verifiable evidence, and presentations of performance must not exceed supporting evidence. Applying those principles to water-basis and finished-product benefit claims is analytical. ([eur-lex.europa.eu](https://eur-lex.europa.eu/legal-content/EN/TXT/?uri=CELEX%3A32013R0655))
2. Challenges and Advances in Waterless Cosmetic Product Development - Raising Awareness of Water Sustainability
   · The peer-reviewed review distinguishes anhydrous products from concentrated products that may contain water, recognizes multiple anhydrous physical presentations, and identifies familiar sensory expectations as a development challenge. Only these scientific classifications and qualitative characteristics are used. ([scindeks-clanci.ceon.rs](https://scindeks-clanci.ceon.rs/data/pdf/xx.xx-1963/2024/xx.xx-19632406735L.pdf))
3. Environmental Claims: Summary of the Green Guides | Federal Trade Commission
   · FTC guidance advises against broad unqualified environmental claims, requires specific qualifications, and calls for trade-off analysis when a particular attribute implies overall benefit. Applying this to anhydrous positioning is analytical. ([ftc.gov](https://www.ftc.gov/business-guidance/resources/environmental-claims-summary-green-guides))

9.1. Water-Containing Formulations

Table 194. Global Cosmetics ODM Market Size, by Water-Containing Formulations, by Region, 2017-2032 (USD Million)

Region	2023	2024	2025	2026	2027	2032	CAGR (%)
Africa	xx.xx	xx.xx	xx.xx	xx.xx	xx.xx	xx.xx	xx.xx
Asia-Pacific	xx.xx	xx.xx	xx.xx	xx.xx	xx.xx	xx.xx	xx.xx
Europe	xx.xx	xx.xx	xx.xx	xx.xx	xx.xx	xx.xx	xx.xx
Latin America	xx.xx	xx.xx	xx.xx	xx.xx	xx.xx	xx.xx	xx.xx
Middle East	xx.xx	xx.xx	xx.xx	xx.xx	xx.xx	xx.xx	xx.xx
North America	xx.xx	xx.xx	xx.xx	xx.xx	xx.xx	xx.xx	xx.xx
Total	**xx.xx**	**xx.xx**	**xx.xx**	**xx.xx**	**xx.xx**	**xx.xx**	**xx.xx**

Table 195. Global Cosmetics ODM Market Size, by Water-Containing Formulations, by Group, 2017-2032 (USD Million)

Group	2023	2024	2025	2026	2027	2032	CAGR (%)
ASEAN	xx.xx	xx.xx	xx.xx	xx.xx	xx.xx	xx.xx	xx.xx
BRICS	xx.xx	xx.xx	xx.xx	xx.xx	xx.xx	xx.xx	xx.xx
European Union	xx.xx	xx.xx	xx.xx	xx.xx	xx.xx	xx.xx	xx.xx
G7	xx.xx	xx.xx	xx.xx	xx.xx	xx.xx	xx.xx	xx.xx
GCC	xx.xx	xx.xx	xx.xx	xx.xx	xx.xx	xx.xx	xx.xx
NATO	xx.xx	xx.xx	xx.xx	xx.xx	xx.xx	xx.xx	xx.xx

Table 196. Global Cosmetics ODM Market Size, by Water-Containing Formulations, by Country, 2017-2032 (USD Million)

Country	2023	2024	2025	2026	2027	2032	CAGR (%)
Australia	xx.xx	xx.xx	xx.xx	xx.xx	xx.xx	xx.xx	xx.xx
Brazil	xx.xx	xx.xx	xx.xx	xx.xx	xx.xx	xx.xx	xx.xx
Canada	xx.xx	xx.xx	xx.xx	xx.xx	xx.xx	xx.xx	xx.xx
China	xx.xx	xx.xx	xx.xx	xx.xx	xx.xx	xx.xx	xx.xx
France	xx.xx	xx.xx	xx.xx	xx.xx	xx.xx	xx.xx	xx.xx
Germany	xx.xx	xx.xx	xx.xx	xx.xx	xx.xx	xx.xx	xx.xx
India	xx.xx	xx.xx	xx.xx	xx.xx	xx.xx	xx.xx	xx.xx
Italy	xx.xx	xx.xx	xx.xx	xx.xx	xx.xx	xx.xx	xx.xx
Japan	xx.xx	xx.xx	xx.xx	xx.xx	xx.xx	xx.xx	xx.xx
Mexico	xx.xx	xx.xx	xx.xx	xx.xx	xx.xx	xx.xx	xx.xx
Russia	xx.xx	xx.xx	xx.xx	xx.xx	xx.xx	xx.xx	xx.xx
South Korea	xx.xx	xx.xx	xx.xx	xx.xx	xx.xx	xx.xx	xx.xx
Spain	xx.xx	xx.xx	xx.xx	xx.xx	xx.xx	xx.xx	xx.xx
United Kingdom	xx.xx	xx.xx	xx.xx	xx.xx	xx.xx	xx.xx	xx.xx
United States	xx.xx	xx.xx	xx.xx	xx.xx	xx.xx	xx.xx	xx.xx
Others	xx.xx	xx.xx	xx.xx	xx.xx	xx.xx	xx.xx	xx.xx
Total	**xx.xx**	**xx.xx**	**xx.xx**	**xx.xx**	**xx.xx**	**xx.xx**	**xx.xx**

9.2. Anhydrous Formulations

Table 197. Global Cosmetics ODM Market Size, by Anhydrous Formulations, by Region, 2017-2032 (USD Million)

Region	2023	2024	2025	2026	2027	2032	CAGR (%)
Africa	xx.xx	xx.xx	xx.xx	xx.xx	xx.xx	xx.xx	xx.xx
Asia-Pacific	xx.xx	xx.xx	xx.xx	xx.xx	xx.xx	xx.xx	xx.xx
Europe	xx.xx	xx.xx	xx.xx	xx.xx	xx.xx	xx.xx	xx.xx
Latin America	xx.xx	xx.xx	xx.xx	xx.xx	xx.xx	xx.xx	xx.xx
Middle East	xx.xx	xx.xx	xx.xx	xx.xx	xx.xx	xx.xx	xx.xx
North America	xx.xx	xx.xx	xx.xx	xx.xx	xx.xx	xx.xx	xx.xx
Total	**xx.xx**	**xx.xx**	**xx.xx**	**xx.xx**	**xx.xx**	**xx.xx**	**xx.xx**

Table 198. Global Cosmetics ODM Market Size, by Anhydrous Formulations, by Group, 2017-2032 (USD Million)

Group	2023	2024	2025	2026	2027	2032	CAGR (%)
ASEAN	xx.xx	xx.xx	xx.xx	xx.xx	xx.xx	xx.xx	xx.xx
BRICS	xx.xx	xx.xx	xx.xx	xx.xx	xx.xx	xx.xx	xx.xx
European Union	xx.xx	xx.xx	xx.xx	xx.xx	xx.xx	xx.xx	xx.xx
G7	xx.xx	xx.xx	xx.xx	xx.xx	xx.xx	xx.xx	xx.xx
GCC	xx.xx	xx.xx	xx.xx	xx.xx	xx.xx	xx.xx	xx.xx
NATO	xx.xx	xx.xx	xx.xx	xx.xx	xx.xx	xx.xx	xx.xx

Table 199. Global Cosmetics ODM Market Size, by Anhydrous Formulations, by Country, 2017-2032 (USD Million)

Country	2023	2024	2025	2026	2027	2032	CAGR (%)
Australia	xx.xx	xx.xx	xx.xx	xx.xx	xx.xx	xx.xx	xx.xx
Brazil	xx.xx	xx.xx	xx.xx	xx.xx	xx.xx	xx.xx	xx.xx
Canada	xx.xx	xx.xx	xx.xx	xx.xx	xx.xx	xx.xx	xx.xx
China	xx.xx	xx.xx	xx.xx	xx.xx	xx.xx	xx.xx	xx.xx
France	xx.xx	xx.xx	xx.xx	xx.xx	xx.xx	xx.xx	xx.xx
Germany	xx.xx	xx.xx	xx.xx	xx.xx	xx.xx	xx.xx	xx.xx
India	xx.xx	xx.xx	xx.xx	xx.xx	xx.xx	xx.xx	xx.xx
Italy	xx.xx	xx.xx	xx.xx	xx.xx	xx.xx	xx.xx	xx.xx
Japan	xx.xx	xx.xx	xx.xx	xx.xx	xx.xx	xx.xx	xx.xx
Mexico	xx.xx	xx.xx	xx.xx	xx.xx	xx.xx	xx.xx	xx.xx
Russia	xx.xx	xx.xx	xx.xx	xx.xx	xx.xx	xx.xx	xx.xx
South Korea	xx.xx	xx.xx	xx.xx	xx.xx	xx.xx	xx.xx	xx.xx
Spain	xx.xx	xx.xx	xx.xx	xx.xx	xx.xx	xx.xx	xx.xx
United Kingdom	xx.xx	xx.xx	xx.xx	xx.xx	xx.xx	xx.xx	xx.xx
United States	xx.xx	xx.xx	xx.xx	xx.xx	xx.xx	xx.xx	xx.xx
Others	xx.xx	xx.xx	xx.xx	xx.xx	xx.xx	xx.xx	xx.xx
Total	**xx.xx**	**xx.xx**	**xx.xx**	**xx.xx**	**xx.xx**	**xx.xx**	**xx.xx**

10. Cosmetics ODM Market, by Usage Setting

[illegible] Commissioners should distinguish treatment acceptance from retail-product acceptance rather than assign all products sold through a spa to professional treatment. In the U.S. nail category, retail ingredient-labeling requirements still apply when the product is marked for professional use only.

[illegible] A treatment commissioner should identify the product documents and service-setting support it needs, while a take-home brief should separately establish the retail presentation and claims. A professional-use label or business credential is not evidence that both application briefs have been satisfied.

Hospitality and Institutional Amenities require a different acceptance interface from treatment or retail resale. Groupe GM's hospitality offering incorporates dispenser compatibility, traceability, guest presentation, and housekeeping practicality. [illegible]

[illegible] Institutional buyers should define their own cosmetic brief, purchasing authority, branding requirements, and delivery responsibilities. Suppliers should qualify that program directly rather than extrapolate hotel housekeeping or airline-suite requirements across the entire amenity category.

Figure 14. Global Cosmetics ODM Market, by Usage Setting: Market share evolution, 2025-2032

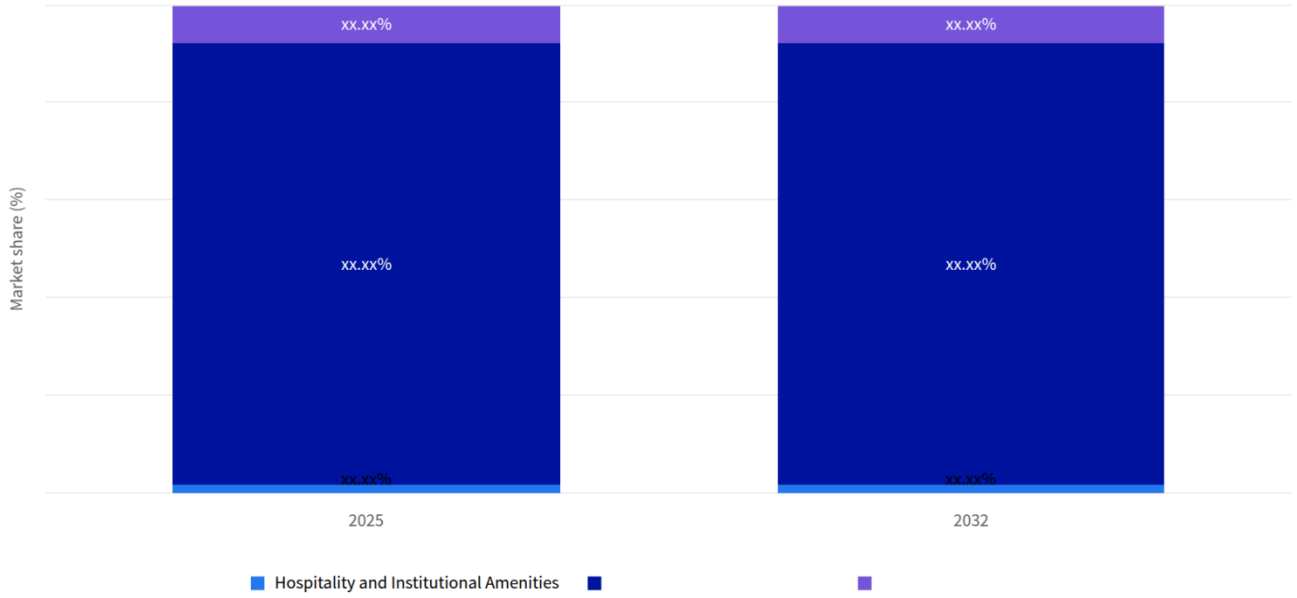

Figure 15. Global Cosmetics ODM Market, by Usage Setting: Market size by category, 2025

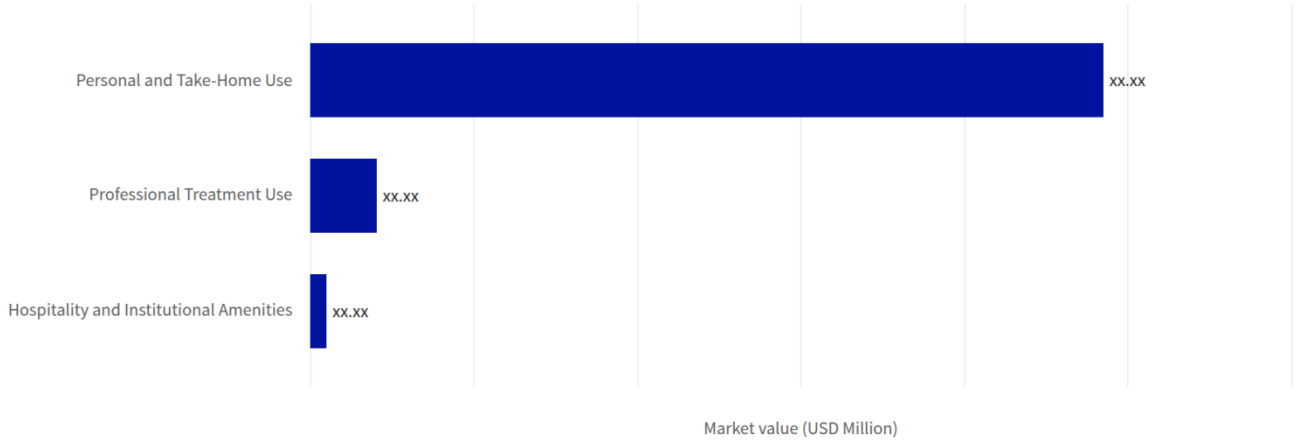

Figure 16. Global Cosmetics ODM Market, by Usage Setting: Market size and growth, 2025-2032

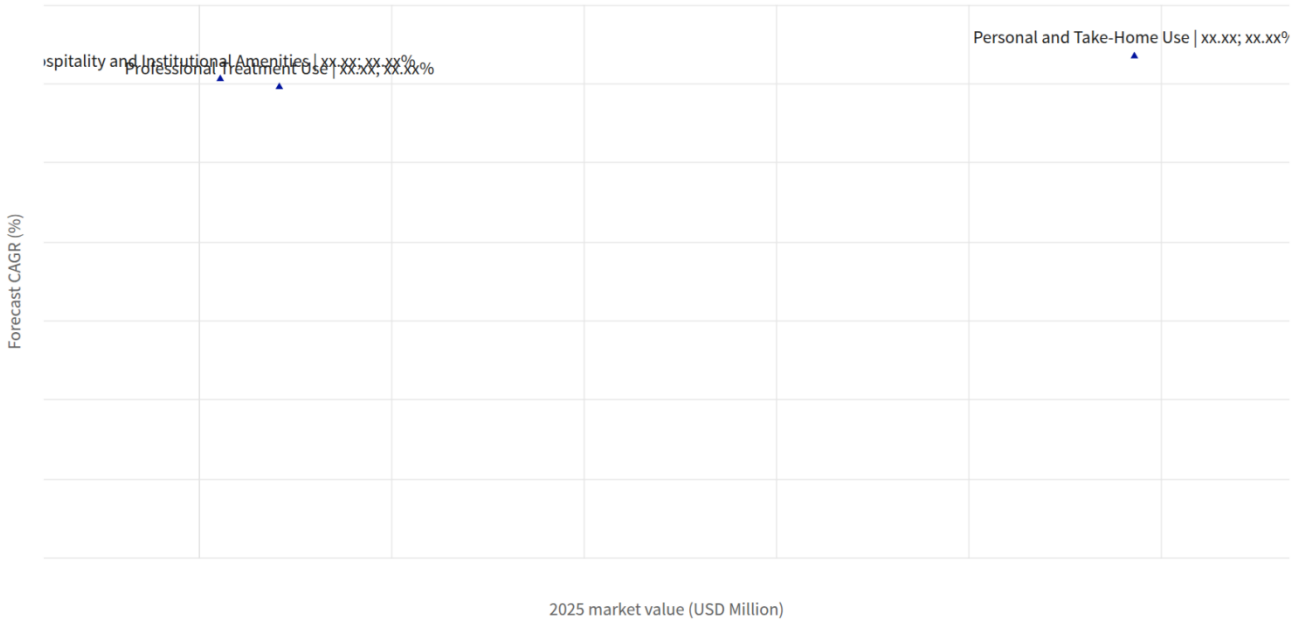

Table 200. Global Cosmetics ODM Market, by Usage Setting growth contribution, 2025-2032

Category	2025 value (USD Million)	2032 value (USD Million)	Added value (USD Million)	2025 share (%)	2032 share (%)	Change (pp)	Growth share (%)	CAGR (%)
Hospitality and Institutional Amenities	xx.xx	xx.xx	xx.xx	xx.xx	xx.xx	xx.xx	xx.xx	xx.xx
Personal and Take-Home Use	xx.xx	xx.xx	xx.xx	xx.xx	xx.xx	xx.xx	xx.xx	xx.xx
Professional Treatment Use	xx.xx	xx.xx	xx.xx	xx.xx	xx.xx	xx.xx	xx.xx	xx.xx
Scope total	**xx.xx**	**xx.xx**	**xx.xx**	**xx.xx**	**xx.xx**	**xx.xx**	**xx.xx**	**xx.xx**

Table 201. Global Cosmetics ODM Market Size, by Usage Setting, 2017-2032 (USD Million)

Usage Setting	2023	2024	2025	2026	2027	2032	CAGR (%)
Hospitality and Institutional Amenities	xx.xx	xx.xx	xx.xx	xx.xx	xx.xx	xx.xx	xx.xx
Personal and Take-Home Use	xx.xx	xx.xx	xx.xx	xx.xx	xx.xx	xx.xx	xx.xx
Professional Treatment Use	xx.xx	xx.xx	xx.xx	xx.xx	xx.xx	xx.xx	xx.xx
Total	**xx.xx**	**xx.xx**	**xx.xx**	**xx.xx**	**xx.xx**	**xx.xx**	**xx.xx**

Sources & Evidence

1. FAQ - Hotel Amenities & Services | Groupe GM
   · Groupe GM's hospitality offering includes tailored cosmetic presentation, dispenser compatibility, traceability, and housekeeping practicality. These are disclosed comparison dimensions, not independent proof of universal superiority. ([groupegm.com](https://groupegm.com/frequently-asked-questions/))
2. Nail Care Products | FDA
   · FDA states that nail products sold at retail require ingredient declarations even when labeled for professional use only. The treatment-versus-retail allocation implication is analytical. ([fda.gov](https://www.fda.gov/cosmetics/cosmetic-products/nail-care-products))
3. Salon Professionals: Fact Sheet | FDA
   · FDA recognizes cosmetic use in hair, nail, skincare, and spray-tanning salons and identifies workplace and local licensing oversight as separate from cosmetic-product safety. ([fda.gov](https://www.fda.gov/cosmetics/resources-industry-cosmetics/salon-professionals-fact-sheet))
4. FAQs | Endota New Zealand
   · Endota states that its skincare is used in spa treatments and sold for continued home use, supporting distinct applications within one brand program. ([endota.com](https://endota.com/nz/faqs/))
5. Elevating Luxury: Emirates Unveils More Enhancements to First Class
   · Emirates' May xx.xx 2025 announcement describes an exclusively designed Byredo skincare collection in passenger suites, establishing a travel-amenity cosmetic setting. ([emirates.com](https://www.emirates.com/media-centre/elevating-luxury-emirates-unveils-more-enhancements-to-first-class/))

10.1. Personal and Take-Home Use

Table 202. Global Cosmetics ODM Market Size, by Personal and Take-Home Use, by Region, 2017-2032 (USD Million)

Region	2023	2024	2025	2026	2027	2032	CAGR (%)
Africa	xx.xx	xx.xx	xx.xx	xx.xx	xx.xx	xx.xx	xx.xx
Asia-Pacific	xx.xx	xx.xx	xx.xx	xx.xx	xx.xx	xx.xx	xx.xx
Europe	xx.xx	xx.xx	xx.xx	xx.xx	xx.xx	xx.xx	xx.xx
Latin America	xx.xx	xx.xx	xx.xx	xx.xx	xx.xx	xx.xx	xx.xx
Middle East	xx.xx	xx.xx	xx.xx	xx.xx	xx.xx	xx.xx	xx.xx
North America	xx.xx	xx.xx	xx.xx	xx.xx	xx.xx	xx.xx	xx.xx
Total	**xx.xx**	**xx.xx**	**xx.xx**	**xx.xx**	**xx.xx**	**xx.xx**	**xx.xx**

Table 203. Global Cosmetics ODM Market Size, by Personal and Take-Home Use, by Group, 2017-2032 (USD Million)

Group	2023	2024	2025	2026	2027	2032	CAGR (%)
ASEAN	xx.xx	xx.xx	xx.xx	xx.xx	xx.xx	xx.xx	xx.xx
BRICS	xx.xx	xx.xx	xx.xx	xx.xx	xx.xx	xx.xx	xx.xx
European Union	xx.xx	xx.xx	xx.xx	xx.xx	xx.xx	xx.xx	xx.xx
G7	xx.xx	xx.xx	xx.xx	xx.xx	xx.xx	xx.xx	xx.xx
GCC	xx.xx	xx.xx	xx.xx	xx.xx	xx.xx	xx.xx	xx.xx
NATO	xx.xx	xx.xx	xx.xx	xx.xx	xx.xx	xx.xx	xx.xx

Table 204. Global Cosmetics ODM Market Size, by Personal and Take-Home Use, by Country, 2017-2032 (USD Million)

Country	2023	2024	2025	2026	2027	2032	CAGR (%)
Australia	xx.xx	xx.xx	xx.xx	xx.xx	xx.xx	xx.xx	xx.xx
Brazil	xx.xx	xx.xx	xx.xx	xx.xx	xx.xx	xx.xx	xx.xx
Canada	xx.xx	xx.xx	xx.xx	xx.xx	xx.xx	xx.xx	xx.xx
China	xx.xx	xx.xx	xx.xx	xx.xx	xx.xx	xx.xx	xx.xx
France	xx.xx	xx.xx	xx.xx	xx.xx	xx.xx	xx.xx	xx.xx
Germany	xx.xx	xx.xx	xx.xx	xx.xx	xx.xx	xx.xx	xx.xx
India	xx.xx	xx.xx	xx.xx	xx.xx	xx.xx	xx.xx	xx.xx
Italy	xx.xx	xx.xx	xx.xx	xx.xx	xx.xx	xx.xx	xx.xx
Japan	xx.xx	xx.xx	xx.xx	xx.xx	xx.xx	xx.xx	xx.xx
Mexico	xx.xx	xx.xx	xx.xx	xx.xx	xx.xx	xx.xx	xx.xx
Russia	xx.xx	xx.xx	xx.xx	xx.xx	xx.xx	xx.xx	xx.xx
South Korea	xx.xx	xx.xx	xx.xx	xx.xx	xx.xx	xx.xx	xx.xx
Spain	xx.xx	xx.xx	xx.xx	xx.xx	xx.xx	xx.xx	xx.xx
United Kingdom	xx.xx	xx.xx	xx.xx	xx.xx	xx.xx	xx.xx	xx.xx
United States	xx.xx	xx.xx	xx.xx	xx.xx	xx.xx	xx.xx	xx.xx
Others	xx.xx	xx.xx	xx.xx	xx.xx	xx.xx	xx.xx	xx.xx
Total	**xx.xx**	**xx.xx**	**xx.xx**	**xx.xx**	**xx.xx**	**xx.xx**	**xx.xx**

10.2. Professional Treatment Use

Table 205. Global Cosmetics ODM Market Size, by Professional Treatment Use, by Region, 2017-2032 (USD Million)

Region	2023	2024	2025	2026	2027	2032	CAGR (%)
Africa	xx.xx	xx.xx	xx.xx	xx.xx	xx.xx	xx.xx	xx.xx
Asia-Pacific	xx.xx	xx.xx	xx.xx	xx.xx	xx.xx	xx.xx	xx.xx
Europe	xx.xx	xx.xx	xx.xx	xx.xx	xx.xx	xx.xx	xx.xx
Latin America	xx.xx	xx.xx	xx.xx	xx.xx	xx.xx	xx.xx	xx.xx
Middle East	xx.xx	xx.xx	xx.xx	xx.xx	xx.xx	xx.xx	xx.xx
North America	xx.xx	xx.xx	xx.xx	xx.xx	xx.xx	xx.xx	xx.xx
Total	**xx.xx**	**xx.xx**	**xx.xx**	**xx.xx**	**xx.xx**	**xx.xx**	**xx.xx**

Table 206. Global Cosmetics ODM Market Size, by Professional Treatment Use, by Group, 2017-2032 (USD Million)

Group	2023	2024	2025	2026	2027	2032	CAGR (%)
ASEAN	xx.xx	xx.xx	xx.xx	xx.xx	xx.xx	xx.xx	xx.xx
BRICS	xx.xx	xx.xx	xx.xx	xx.xx	xx.xx	xx.xx	xx.xx
European Union	xx.xx	xx.xx	xx.xx	xx.xx	xx.xx	xx.xx	xx.xx
G7	xx.xx	xx.xx	xx.xx	xx.xx	xx.xx	xx.xx	xx.xx
GCC	xx.xx	xx.xx	xx.xx	xx.xx	xx.xx	xx.xx	xx.xx
NATO	xx.xx	xx.xx	xx.xx	xx.xx	xx.xx	xx.xx	xx.xx

Table 207. Global Cosmetics ODM Market Size, by Professional Treatment Use, by Country, 2017-2032 (USD Million)

Country	2023	2024	2025	2026	2027	2032	CAGR (%)
Australia	xx.xx	xx.xx	xx.xx	xx.xx	xx.xx	xx.xx	xx.xx
Brazil	xx.xx	xx.xx	xx.xx	xx.xx	xx.xx	xx.xx	xx.xx
Canada	xx.xx	xx.xx	xx.xx	xx.xx	xx.xx	xx.xx	xx.xx
China	xx.xx	xx.xx	xx.xx	xx.xx	xx.xx	xx.xx	xx.xx
France	xx.xx	xx.xx	xx.xx	xx.xx	xx.xx	xx.xx	xx.xx
Germany	xx.xx	xx.xx	xx.xx	xx.xx	xx.xx	xx.xx	xx.xx
India	xx.xx	xx.xx	xx.xx	xx.xx	xx.xx	xx.xx	xx.xx
Italy	xx.xx	xx.xx	xx.xx	xx.xx	xx.xx	xx.xx	xx.xx
Japan	xx.xx	xx.xx	xx.xx	xx.xx	xx.xx	xx.xx	xx.xx
Mexico	xx.xx	xx.xx	xx.xx	xx.xx	xx.xx	xx.xx	xx.xx
Russia	xx.xx	xx.xx	xx.xx	xx.xx	xx.xx	xx.xx	xx.xx
South Korea	xx.xx	xx.xx	xx.xx	xx.xx	xx.xx	xx.xx	xx.xx
Spain	xx.xx	xx.xx	xx.xx	xx.xx	xx.xx	xx.xx	xx.xx
United Kingdom	xx.xx	xx.xx	xx.xx	xx.xx	xx.xx	xx.xx	xx.xx
United States	xx.xx	xx.xx	xx.xx	xx.xx	xx.xx	xx.xx	xx.xx
Others	xx.xx	xx.xx	xx.xx	xx.xx	xx.xx	xx.xx	xx.xx
Total	**xx.xx**	**xx.xx**	**xx.xx**	**xx.xx**	**xx.xx**	**xx.xx**	**xx.xx**

10.3. Hospitality and Institutional Amenities

Table 208. Global Cosmetics ODM Market Size, by Hospitality and Institutional Amenities, by Region, 2017-2032 (USD Million)

Region	2023	2024	2025	2026	2027	2032	CAGR (%)
Africa	xx.xx	xx.xx	xx.xx	xx.xx	xx.xx	xx.xx	xx.xx
Asia-Pacific	xx.xx	xx.xx	xx.xx	xx.xx	xx.xx	xx.xx	xx.xx
Europe	xx.xx	xx.xx	xx.xx	xx.xx	xx.xx	xx.xx	xx.xx
Latin America	xx.xx	xx.xx	xx.xx	xx.xx	xx.xx	xx.xx	xx.xx
Middle East	xx.xx	xx.xx	xx.xx	xx.xx	xx.xx	xx.xx	xx.xx
North America	xx.xx	xx.xx	xx.xx	xx.xx	xx.xx	xx.xx	xx.xx
Total	**xx.xx**	**xx.xx**	**xx.xx**	**xx.xx**	**xx.xx**	**xx.xx**	**xx.xx**

Table 209. Global Cosmetics ODM Market Size, by Hospitality and Institutional Amenities, by Group, 2017-2032 (USD Million)

Group	2023	2024	2025	2026	2027	2032	CAGR (%)
ASEAN	xx.xx	xx.xx	xx.xx	xx.xx	xx.xx	xx.xx	xx.xx
BRICS	xx.xx	xx.xx	xx.xx	xx.xx	xx.xx	xx.xx	xx.xx
European Union	xx.xx	xx.xx	xx.xx	xx.xx	xx.xx	xx.xx	xx.xx
G7	xx.xx	xx.xx	xx.xx	xx.xx	xx.xx	xx.xx	xx.xx
GCC	xx.xx	xx.xx	xx.xx	xx.xx	xx.xx	xx.xx	xx.xx
NATO	xx.xx	xx.xx	xx.xx	xx.xx	xx.xx	xx.xx	xx.xx

Table 210. Global Cosmetics ODM Market Size, by Hospitality and Institutional Amenities, by Country, 2017-2032 (USD Million)

Country	2023	2024	2025	2026	2027	2032	CAGR (%)
Australia	xx.xx	xx.xx	xx.xx	xx.xx	xx.xx	xx.xx	xx.xx
Brazil	xx.xx	xx.xx	xx.xx	xx.xx	xx.xx	xx.xx	xx.xx
Canada	xx.xx	xx.xx	xx.xx	xx.xx	xx.xx	xx.xx	xx.xx
China	xx.xx	xx.xx	xx.xx	xx.xx	xx.xx	xx.xx	xx.xx
France	xx.xx	xx.xx	xx.xx	xx.xx	xx.xx	xx.xx	xx.xx
Germany	xx.xx	xx.xx	xx.xx	xx.xx	xx.xx	xx.xx	xx.xx
India	xx.xx	xx.xx	xx.xx	xx.xx	xx.xx	xx.xx	xx.xx
Italy	xx.xx	xx.xx	xx.xx	xx.xx	xx.xx	xx.xx	xx.xx
Japan	xx.xx	xx.xx	xx.xx	xx.xx	xx.xx	xx.xx	xx.xx
Mexico	xx.xx	xx.xx	xx.xx	xx.xx	xx.xx	xx.xx	xx.xx
Russia	xx.xx	xx.xx	xx.xx	xx.xx	xx.xx	xx.xx	xx.xx
South Korea	xx.xx	xx.xx	xx.xx	xx.xx	xx.xx	xx.xx	xx.xx
Spain	xx.xx	xx.xx	xx.xx	xx.xx	xx.xx	xx.xx	xx.xx
United Kingdom	xx.xx	xx.xx	xx.xx	xx.xx	xx.xx	xx.xx	xx.xx
United States	xx.xx	xx.xx	xx.xx	xx.xx	xx.xx	xx.xx	xx.xx
Others	xx.xx	xx.xx	xx.xx	xx.xx	xx.xx	xx.xx	xx.xx
Total	**xx.xx**	**xx.xx**	**xx.xx**	**xx.xx**	**xx.xx**	**xx.xx**	**xx.xx**

11. Cosmetics ODM Market, by Commissioning Buyer

Commissioning Buyer identifies the organization authorizing the development-and-supply brief, not every organization subsequently selling or using the product. ■■■■■■ ■■■ ■■■■■■■■ ■■■■ ■■■■■ ■■■■■■■■■ ■■■ ■■■■■■ ■■■■■■■■■ ■■■ ■■■■■■■ ■■■■■■■■■ ■■■■■ ■■■■■■■■ ■■■■■■■■■■■ ■■■■■■ ■■■■■■■■ ■■■■■■ ■■■■ ■■■■■■ ■■■■■■■■■ ■■■■■■■■■■■ ■■■■■■■■■■■■■ ■■■ ■■■■■■■■ ■■■■■■■■■■■■■ ■■ ■■■■■■■■■■ ■■■ ■■■■■■■■ ODMs approaching such buyers should identify the brand-side product approver and agreed development contribution rather than assume outsourced manufacturing makes every engagement an ODM program.

■■■■■■■■ ■■■■■■■■■■■■■ ■■■■■■■■■ ■■■■■■■ ■■■■■■■ ■■■■■■■■■■■■■ ■■■■ ■■■■■■■ ■■ ■■ ■■■■■■ ■■ ■■■■■■■■■■■■■■■ ■■■■■■■■■■■ ■■■■■ ■■■■■■ ■■■■■■■■■ ■■■■■■■ ■■■■■■■■■■■ ■■ ■■■■■ ■■■■■■■■■ ■■■ ■■■■■■■■■ ■■■■ ■■■■■■■■■■■■■ ■■■ ■■■■■■■■■■■■■ ■■■■■■■■ ■■■■■ ■■■■■■■■ ■■■■■■■■■■■■ ■■■■■ ■■■■ ■■■ ■■■■■■■■■ ■■■ ■■■■■■■■ ■■■■ ■■■■■■■■■ MUSINSA's September xx.xx 2025 COSMAX announcement more explicitly combines retailer-side brand planning with external development and manufacturing, but establishes an announced collaboration rather than completed products. Suppliers should distinguish private-label development mandates from ordinary branded-resale purchasing before committing account-development resources.

■■■■■■■■ ■■■ ■■■■■■■■■■■ ■■■■■ ■■■■■■■■■ ■■■■■■■ ■ ■■■■■■■■■■■ ■■■■■■■ ■■■■■■■■■■■■■ ■■■■■■ ■■■ ■■■■■■■■■■■■■ ■■■■■■■■■■ ■■■■■■ ■■■■■■ ■■■■■■ ■■■■■■■■■■■ ■■■ ■■■■■■■ ■■■■■■■■■■■■■ ■■■■■■■■■■■■■ ■■ ■■■■■■■■■ ■■■■■■■ ■■■■■■■■■■■■ ■■■ ■ ■■■■■■■■■■ ■■■■■■ ■■■■■■■■■ ■■ ■■■ ■■■ ■ ■■■■■■■■■■■ ■■■■■■■ ■ ■■■■■■■■ ■■■■■ ■■■ ■■■ ■■■■ ■■ ■■■■■■■■■■ ■■■■■■■ ■■■ ■■■■■■■■■■■ ■■■■■■■ ■■■■■ ■■■ ■■■■■■■■■■ ■■■■ ■■■■■■■■■■■■■ ■■■■■■■■■■ ■■■ ■■■■■■■■■■■■■■■ An own-brand brief should identify brand control, the development deliverable, the importing arrangement, and the accountable market-placement party. A distribution relationship alone does not supply those answers.

■■■■■■■■■■■■ ■■■■■■ ■■■■■■■■■■ ■■■ ■■■■■■■■■■ ■■■■■■■■ ■■■ ■■■■ ■■■■■■■ ■■■ ■■■ ■■■■■■■ ■■■■■■ ■■■■■■■■■■■ ■ ■■■■■■■■■■■■ ■■■■■■■■ ■■■■ ■■■ ■■■ ■■■■■■■■ ■■■■■■■ ■■■■■ ■■■■■ ■■■■■ ■■■■■■■■■■ ■ ■■■■■■■■■■ ■■■■■■ ■■■■■■■■■■■■■■■■■■■ ■■■■■■■■■ ■■■ ■■■■■■ ■■■ ■■■ ■■■■■■■■■■ ■■■■■■■■■■ ■■■ ■ ■■■■■■■■■■■■ ■■■■■■■■■ ■■■■■■■■ ■■■■■■■■■■ ■■■■■■■ ■■■■■■■ ■■■■■■■■ ■■ ■ ■■■■■■■■■■ ■■■■■ ■■■■ ■■■ ■■■■■■■■■■ ■■■■■■■ ■■■ ■■■■■■■ ■■■■ ■■■ ■■■■■■■ A more differentiated brief requires separately agreed development work. Neither the professional business identity nor the availability of a supplier service establishes an individual executed ODM contract.

Hospitality and Institutional Amenity Operators may shape a cosmetic program without being the sole brand or development-contract principal. ■■■■■■■■■ ■■■■■■■■■ ■■■■■■ ■■■■■■■■■■■ ■■■■■■■■■■■ ■■■ ■■■■■■■ ■■■■■■■ ■■ ■■■■■■■■■■■■■■■■■ ■■■■■■■ ■■■■■ ■■■ ■ ■■■■■■■ ■■■■■■■■ ■■■■■■■■■ ■■■■■■ ■■■■■■■■■ ■■■■■■■■■■■■ ■■■■■■■■■ ■■■■■■■■ ■■■ ■■■■■■■■■ ■■■ ■■■■■■■■■ ■■■■■■■ ■■■■■■■ ■■■■■■■■ ■■■■■■■■■ ■■■■■■ ■■ ■■ ■■■ ■■■■■■■■ ■■■ ■■■■■■■■■ ■■■■■■■■■■■■■ ■■■■■■■■■■ ■■■■■■

■■■■■■■■■■■■■■■■ ■■■■■■■ ■■■■■ ■■■ ■■■■■■■■■■ ■■■■■■■■■■■■■ The appropriate sales target is the authorized commissioning organization, which may differ from the property, institution, or consumer brand visible to the final user.

Figure 17. Global Cosmetics ODM Market, by Commissioning Buyer: Market share evolution, 2025-2032

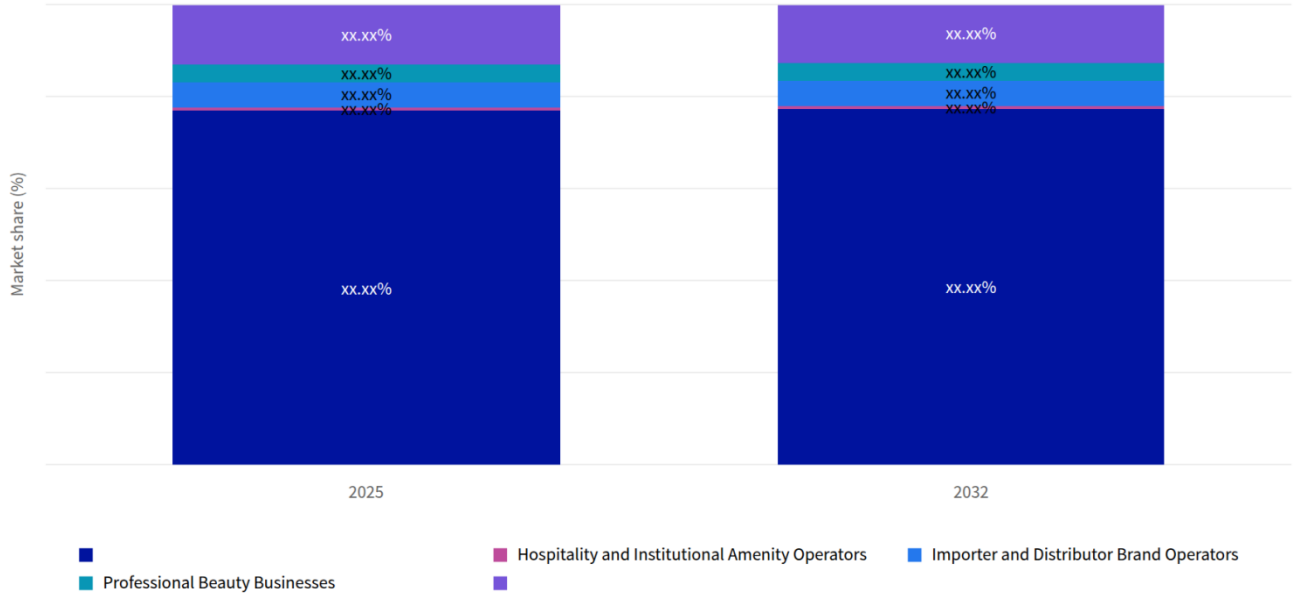

Figure 18. Global Cosmetics ODM Market, by Commissioning Buyer: Market size by category, 2025

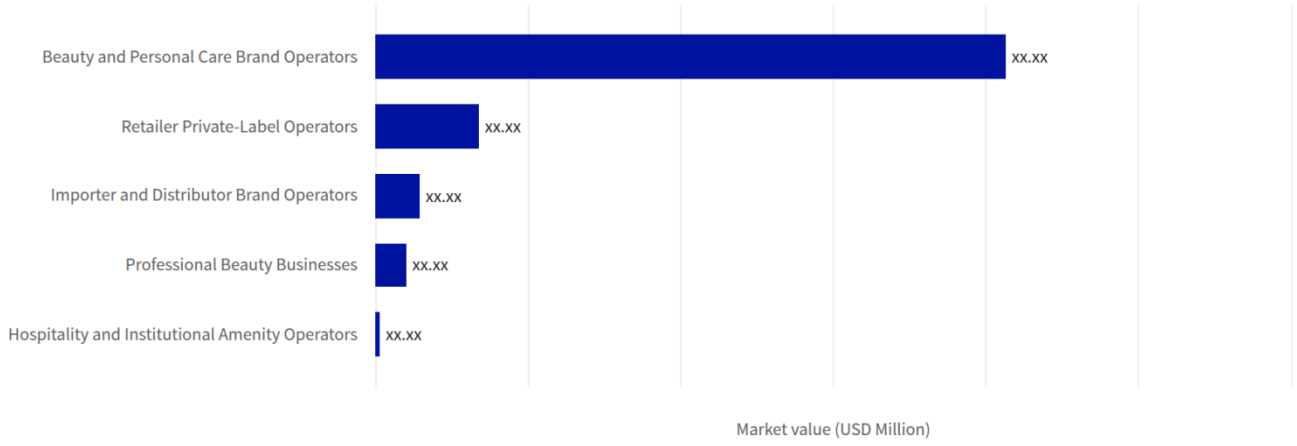

Figure 19. Global Cosmetics ODM Market, by Commissioning Buyer: Market size and growth, 2025-2032

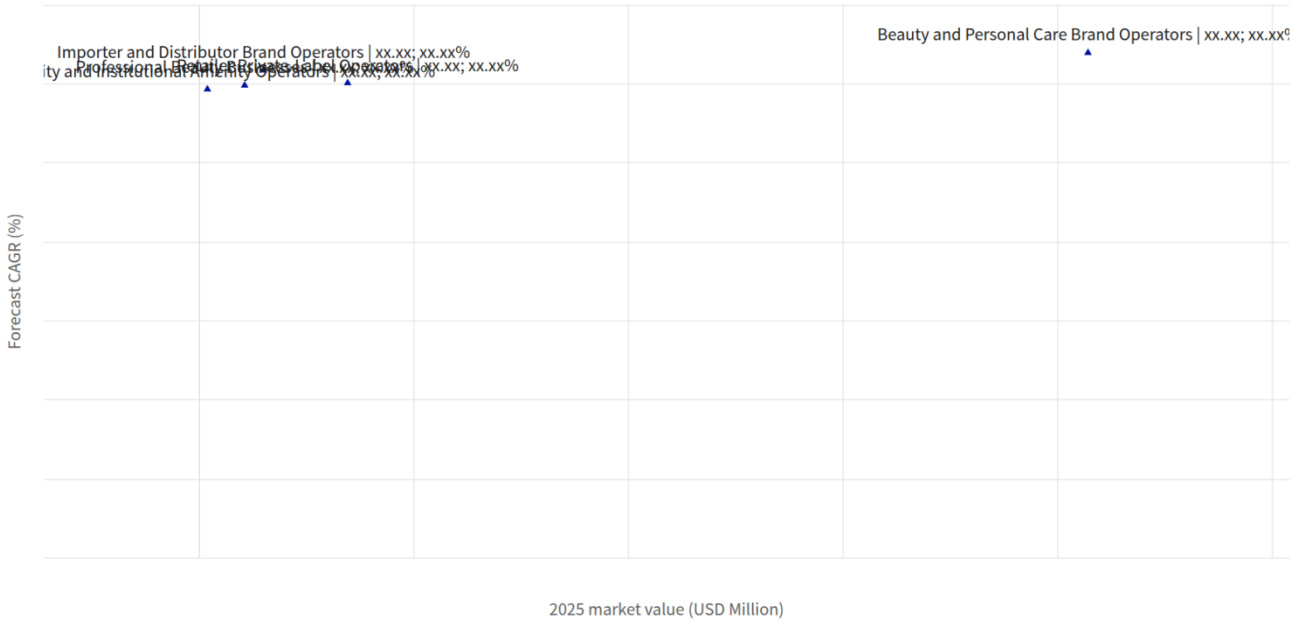

Table 211. Global Cosmetics ODM Market, by Commissioning Buyer growth contribution, 2025-2032

Category	2025 value (USD Million)	2032 value (USD Million)	Added value (USD Million)	2025 share (%)	2032 share (%)	Change (pp)	Growth share (%)	CAGR (%)
Beauty and Personal Care Brand Operators	xx.xx	xx.xx	xx.xx	xx.xx	xx.xx	xx.xx	xx.xx	xx.xx
Hospitality and Institutional Amenity Operators	xx.xx	xx.xx	xx.xx	xx.xx	xx.xx	xx.xx	xx.xx	xx.xx
Importer and Distributor Brand Operators	xx.xx	xx.xx	xx.xx	xx.xx	xx.xx	xx.xx	xx.xx	xx.xx
Professional Beauty Businesses	xx.xx	xx.xx	xx.xx	xx.xx	xx.xx	xx.xx	xx.xx	xx.xx
Retailer Private-Label Operators	xx.xx	xx.xx	xx.xx	xx.xx	xx.xx	xx.xx	xx.xx	xx.xx
Scope total	**xx.xx**	**xx.xx**	**xx.xx**	**xx.xx**	**xx.xx**	**xx.xx**	**xx.xx**	**xx.xx**

Table 212. Global Cosmetics ODM Market Size, by Commissioning Buyer, 2017-2032 (USD Million)

Commissioning Buyer	2023	2024	2025	2026	2027	2032	CAGR (%)
Beauty and Personal Care Brand Operators	xx.xx	xx.xx	xx.xx	xx.xx	xx.xx	xx.xx	xx.xx
Hospitality and Institutional Amenity Operators	xx.xx	xx.xx	xx.xx	xx.xx	xx.xx	xx.xx	xx.xx
Importer and Distributor Brand Operators	xx.xx	xx.xx	xx.xx	xx.xx	xx.xx	xx.xx	xx.xx
Professional Beauty Businesses	xx.xx	xx.xx	xx.xx	xx.xx	xx.xx	xx.xx	xx.xx
Retailer Private-Label Operators	xx.xx	xx.xx	xx.xx	xx.xx	xx.xx	xx.xx	xx.xx
Total	**xx.xx**	**xx.xx**	**xx.xx**	**xx.xx**	**xx.xx**	**xx.xx**	**xx.xx**

Sources & Evidence

1. MUSINSA Signs Strategic Partnership with Global Cosmetics ODM Company COSMAX - Co-developing New Beauty Private-Label Products

   · MUSINSA's September xx.xx 2025 announcement combines its private-label brand planning with COSMAX development and manufacturing. It establishes an announced collaboration, not completed product outcomes. ([about.musinsa.com](https://about.musinsa.com/newsroom/musinsa-cosmax))

2. e.l.f. Beauty, Inc. - Form 10-K for the Fiscal Year Ended March 31, 2026

   · e.l.f. Beauty's fiscal 2026 filing describes third-party manufacturing and internal sourcing, quality, and innovation teams collaborating with suppliers. It establishes brand-side outsourced supply and innovation coordination, not ODM eligibility for every engagement. ([sec.gov](https://www.sec.gov/Archives/edgar/data/xx.xx/xx.xx/elf-xx.xx.htm))

3. FAQs | Endota New Zealand

   · Endota identifies its own developed skincare ranges within a professional spa business. This establishes a professional-business brand role, not an external ODM agreement. ([endota.com](https://endota.com/nz/faqs/))

4. Elevating Luxury: Emirates Unveils More Enhancements to First Class

   · The announcement identifies operator-specific design and a beauty-brand identity but does not settle executed development or manufacturing agreements. Verification of the commissioning principal is the analytical implication. ([emirates.com](https://www.emirates.com/media-centre/elevating-luxury-emirates-unveils-more-enhancements-to-first-class/))

5. Sally Beauty Holdings, Inc. - 2025 Annual Report

   · Sally Beauty's 2025 annual report describes advance development of owned and exclusive-label products and purchasing from manufacturers and private-label fillers rather than manufacturing itself. The report does not establish supplier development responsibility for every product. ([sec.gov](https://www.sec.gov/Archives/edgar/data/xx.xx/xx.xx/sbh_ars.pdf))

6. Services | Chemco

   · Chemco offers supplier-developed private-label products and customized development for brands, clinics, and global distributors. This supports service availability for the buyer roles, not named executed buyer contracts. ([echemco.com](https://echemco.com/services/))

7. Regulation (EC) No 1223/2009 on Cosmetic Products - Consolidated Text of May 18, 2026

   · EU cosmetic rules distinguish manufacturers, importers, and distributors and assign responsible-person status to a distributor placing a cosmetic under its own name or trademark. Separating distribution access from commissioning authority is analytical. ([eur-lex.europa.eu](https://eur-lex.europa.eu/legal-content/EN/AUTO/?uri=CELEX%3A02009R1223-xx.xx))

8. Private Label Skincare for Salons & Skin Clinics | White Label Cosmetics & Packaging
   · White Label Cosmetics & Packaging offers in-house-developed skincare for clinics and spas seeking own-branded take-home ranges. This is an offered supplier-development route, not proof of individual contracts.
   ([whitelabelcosmeticsandpackaging.com.au](https://whitelabelcosmeticsandpackaging.com.au/pages/private-label-skincare-for-salons-skin-clinics-australian-made-white-label-cosmetics))

11.1. Beauty and Personal Care Brand Operators

Table 213. Global Cosmetics ODM Market Size, by Beauty and Personal Care Brand Operators, by Region, 2017-2032 (USD Million)

Region	2023	2024	2025	2026	2027	2032	CAGR (%)
Africa	xx.xx	xx.xx	xx.xx	xx.xx	xx.xx	xx.xx	xx.xx
Asia-Pacific	xx.xx	xx.xx	xx.xx	xx.xx	xx.xx	xx.xx	xx.xx
Europe	xx.xx	xx.xx	xx.xx	xx.xx	xx.xx	xx.xx	xx.xx
Latin America	xx.xx	xx.xx	xx.xx	xx.xx	xx.xx	xx.xx	xx.xx
Middle East	xx.xx	xx.xx	xx.xx	xx.xx	xx.xx	xx.xx	xx.xx
North America	xx.xx	xx.xx	xx.xx	xx.xx	xx.xx	xx.xx	xx.xx
Total	**xx.xx**	**xx.xx**	**xx.xx**	**xx.xx**	**xx.xx**	**xx.xx**	**xx.xx**

Table 214. Global Cosmetics ODM Market Size, by Beauty and Personal Care Brand Operators, by Group, 2017-2032 (USD Million)

Group	2023	2024	2025	2026	2027	2032	CAGR (%)
ASEAN	xx.xx	xx.xx	xx.xx	xx.xx	xx.xx	xx.xx	xx.xx
BRICS	xx.xx	xx.xx	xx.xx	xx.xx	xx.xx	xx.xx	xx.xx
European Union	xx.xx	xx.xx	xx.xx	xx.xx	xx.xx	xx.xx	xx.xx
G7	xx.xx	xx.xx	xx.xx	xx.xx	xx.xx	xx.xx	xx.xx
GCC	xx.xx	xx.xx	xx.xx	xx.xx	xx.xx	xx.xx	xx.xx
NATO	xx.xx	xx.xx	xx.xx	xx.xx	xx.xx	xx.xx	xx.xx

Table 215. Global Cosmetics ODM Market Size, by Beauty and Personal Care Brand Operators, by Country, 2017-2032 (USD Million)

Country	2023	2024	2025	2026	2027	2032	CAGR (%)
Australia	xx.xx	xx.xx	xx.xx	xx.xx	xx.xx	xx.xx	xx.xx
Brazil	xx.xx	xx.xx	xx.xx	xx.xx	xx.xx	xx.xx	xx.xx
Canada	xx.xx	xx.xx	xx.xx	xx.xx	xx.xx	xx.xx	xx.xx
China	xx.xx	xx.xx	xx.xx	xx.xx	xx.xx	xx.xx	xx.xx
France	xx.xx	xx.xx	xx.xx	xx.xx	xx.xx	xx.xx	xx.xx
Germany	xx.xx	xx.xx	xx.xx	xx.xx	xx.xx	xx.xx	xx.xx
India	xx.xx	xx.xx	xx.xx	xx.xx	xx.xx	xx.xx	xx.xx
Italy	xx.xx	xx.xx	xx.xx	xx.xx	xx.xx	xx.xx	xx.xx
Japan	xx.xx	xx.xx	xx.xx	xx.xx	xx.xx	xx.xx	xx.xx
Mexico	xx.xx	xx.xx	xx.xx	xx.xx	xx.xx	xx.xx	xx.xx
Russia	xx.xx	xx.xx	xx.xx	xx.xx	xx.xx	xx.xx	xx.xx
South Korea	xx.xx	xx.xx	xx.xx	xx.xx	xx.xx	xx.xx	xx.xx
Spain	xx.xx	xx.xx	xx.xx	xx.xx	xx.xx	xx.xx	xx.xx
United Kingdom	xx.xx	xx.xx	xx.xx	xx.xx	xx.xx	xx.xx	xx.xx
United States	xx.xx	xx.xx	xx.xx	xx.xx	xx.xx	xx.xx	xx.xx
Others	xx.xx	xx.xx	xx.xx	xx.xx	xx.xx	xx.xx	xx.xx
Total	**xx.xx**	**xx.xx**	**xx.xx**	**xx.xx**	**xx.xx**	**xx.xx**	**xx.xx**

11.2. Retailer Private-Label Operators

Table 216. Global Cosmetics ODM Market Size, by Retailer Private-Label Operators, by Region, 2017-2032 (USD Million)

Region	2023	2024	2025	2026	2027	2032	CAGR (%)
Africa	xx.xx	xx.xx	xx.xx	xx.xx	xx.xx	xx.xx	xx.xx
Asia-Pacific	xx.xx	xx.xx	xx.xx	xx.xx	xx.xx	xx.xx	xx.xx
Europe	xx.xx	xx.xx	xx.xx	xx.xx	xx.xx	xx.xx	xx.xx
Latin America	xx.xx	xx.xx	xx.xx	xx.xx	xx.xx	xx.xx	xx.xx
Middle East	xx.xx	xx.xx	xx.xx	xx.xx	xx.xx	xx.xx	xx.xx
North America	xx.xx	xx.xx	xx.xx	xx.xx	xx.xx	xx.xx	xx.xx
Total	**xx.xx**	**xx.xx**	**xx.xx**	**xx.xx**	**xx.xx**	**xx.xx**	**xx.xx**

Table 217. Global Cosmetics ODM Market Size, by Retailer Private-Label Operators, by Group, 2017-2032 (USD Million)

Group	2023	2024	2025	2026	2027	2032	CAGR (%)
ASEAN	xx.xx	xx.xx	xx.xx	xx.xx	xx.xx	xx.xx	xx.xx
BRICS	xx.xx	xx.xx	xx.xx	xx.xx	xx.xx	xx.xx	xx.xx
European Union	xx.xx	xx.xx	xx.xx	xx.xx	xx.xx	xx.xx	xx.xx
G7	xx.xx	xx.xx	xx.xx	xx.xx	xx.xx	xx.xx	xx.xx
GCC	xx.xx	xx.xx	xx.xx	xx.xx	xx.xx	xx.xx	xx.xx
NATO	xx.xx	xx.xx	xx.xx	xx.xx	xx.xx	xx.xx	xx.xx

Table 218. Global Cosmetics ODM Market Size, by Retailer Private-Label Operators, by Country, 2017-2032 (USD Million)

Country	2023	2024	2025	2026	2027	2032	CAGR (%)
Australia	xx.xx	xx.xx	xx.xx	xx.xx	xx.xx	xx.xx	xx.xx
Brazil	xx.xx	xx.xx	xx.xx	xx.xx	xx.xx	xx.xx	xx.xx
Canada	xx.xx	xx.xx	xx.xx	xx.xx	xx.xx	xx.xx	xx.xx
China	xx.xx	xx.xx	xx.xx	xx.xx	xx.xx	xx.xx	xx.xx
France	xx.xx	xx.xx	xx.xx	xx.xx	xx.xx	xx.xx	xx.xx
Germany	xx.xx	xx.xx	xx.xx	xx.xx	xx.xx	xx.xx	xx.xx
India	xx.xx	xx.xx	xx.xx	xx.xx	xx.xx	xx.xx	xx.xx
Italy	xx.xx	xx.xx	xx.xx	xx.xx	xx.xx	xx.xx	xx.xx
Japan	xx.xx	xx.xx	xx.xx	xx.xx	xx.xx	xx.xx	xx.xx
Mexico	xx.xx	xx.xx	xx.xx	xx.xx	xx.xx	xx.xx	xx.xx
Russia	xx.xx	xx.xx	xx.xx	xx.xx	xx.xx	xx.xx	xx.xx
South Korea	xx.xx	xx.xx	xx.xx	xx.xx	xx.xx	xx.xx	xx.xx
Spain	xx.xx	xx.xx	xx.xx	xx.xx	xx.xx	xx.xx	xx.xx
United Kingdom	xx.xx	xx.xx	xx.xx	xx.xx	xx.xx	xx.xx	xx.xx
United States	xx.xx	xx.xx	xx.xx	xx.xx	xx.xx	xx.xx	xx.xx
Others	xx.xx	xx.xx	xx.xx	xx.xx	xx.xx	xx.xx	xx.xx
Total	**xx.xx**	**xx.xx**	**xx.xx**	**xx.xx**	**xx.xx**	**xx.xx**	**xx.xx**

11.3. Importer and Distributor Brand Operators

Table 219. Global Cosmetics ODM Market Size, by Importer and Distributor Brand Operators, by Region, 2017-2032 (USD Million)

Region	2023	2024	2025	2026	2027	2032	CAGR (%)
Africa	xx.xx	xx.xx	xx.xx	xx.xx	xx.xx	xx.xx	xx.xx
Asia-Pacific	xx.xx	xx.xx	xx.xx	xx.xx	xx.xx	xx.xx	xx.xx
Europe	xx.xx	xx.xx	xx.xx	xx.xx	xx.xx	xx.xx	xx.xx
Latin America	xx.xx	xx.xx	xx.xx	xx.xx	xx.xx	xx.xx	xx.xx
Middle East	xx.xx	xx.xx	xx.xx	xx.xx	xx.xx	xx.xx	xx.xx
North America	xx.xx	xx.xx	xx.xx	xx.xx	xx.xx	xx.xx	xx.xx
Total	**xx.xx**	**xx.xx**	**xx.xx**	**xx.xx**	**xx.xx**	**xx.xx**	**xx.xx**

Table 220. Global Cosmetics ODM Market Size, by Importer and Distributor Brand Operators, by Group, 2017-2032 (USD Million)

Group	2023	2024	2025	2026	2027	2032	CAGR (%)
ASEAN	xx.xx	xx.xx	xx.xx	xx.xx	xx.xx	xx.xx	xx.xx
BRICS	xx.xx	xx.xx	xx.xx	xx.xx	xx.xx	xx.xx	xx.xx
European Union	xx.xx	xx.xx	xx.xx	xx.xx	xx.xx	xx.xx	xx.xx
G7	xx.xx	xx.xx	xx.xx	xx.xx	xx.xx	xx.xx	xx.xx
GCC	xx.xx	xx.xx	xx.xx	xx.xx	xx.xx	xx.xx	xx.xx
NATO	xx.xx	xx.xx	xx.xx	xx.xx	xx.xx	xx.xx	xx.xx

Table 221. Global Cosmetics ODM Market Size, by Importer and Distributor Brand Operators, by Country, 2017-2032 (USD Million)

Country	2023	2024	2025	2026	2027	2032	CAGR (%)
Australia	xx.xx	xx.xx	xx.xx	xx.xx	xx.xx	xx.xx	xx.xx
Brazil	xx.xx	xx.xx	xx.xx	xx.xx	xx.xx	xx.xx	xx.xx
Canada	xx.xx	xx.xx	xx.xx	xx.xx	xx.xx	xx.xx	xx.xx
China	xx.xx	xx.xx	xx.xx	xx.xx	xx.xx	xx.xx	xx.xx
France	xx.xx	xx.xx	xx.xx	xx.xx	xx.xx	xx.xx	xx.xx
Germany	xx.xx	xx.xx	xx.xx	xx.xx	xx.xx	xx.xx	xx.xx
India	xx.xx	xx.xx	xx.xx	xx.xx	xx.xx	xx.xx	xx.xx
Italy	xx.xx	xx.xx	xx.xx	xx.xx	xx.xx	xx.xx	xx.xx
Japan	xx.xx	xx.xx	xx.xx	xx.xx	xx.xx	xx.xx	xx.xx
Mexico	xx.xx	xx.xx	xx.xx	xx.xx	xx.xx	xx.xx	xx.xx
Russia	xx.xx	xx.xx	xx.xx	xx.xx	xx.xx	xx.xx	xx.xx
South Korea	xx.xx	xx.xx	xx.xx	xx.xx	xx.xx	xx.xx	xx.xx
Spain	xx.xx	xx.xx	xx.xx	xx.xx	xx.xx	xx.xx	xx.xx
United Kingdom	xx.xx	xx.xx	xx.xx	xx.xx	xx.xx	xx.xx	xx.xx
United States	xx.xx	xx.xx	xx.xx	xx.xx	xx.xx	xx.xx	xx.xx
Others	xx.xx	xx.xx	xx.xx	xx.xx	xx.xx	xx.xx	xx.xx
Total	**xx.xx**	**xx.xx**	**xx.xx**	**xx.xx**	**xx.xx**	**xx.xx**	**xx.xx**

11.4. Professional Beauty Businesses

Table 222. Global Cosmetics ODM Market Size, by Professional Beauty Businesses, by Region, 2017-2032 (USD Million)

Region	2023	2024	2025	2026	2027	2032	CAGR (%)
Africa	xx.xx	xx.xx	xx.xx	xx.xx	xx.xx	xx.xx	xx.xx
Asia-Pacific	xx.xx	xx.xx	xx.xx	xx.xx	xx.xx	xx.xx	xx.xx
Europe	xx.xx	xx.xx	xx.xx	xx.xx	xx.xx	xx.xx	xx.xx
Latin America	xx.xx	xx.xx	xx.xx	xx.xx	xx.xx	xx.xx	xx.xx
Middle East	xx.xx	xx.xx	xx.xx	xx.xx	xx.xx	xx.xx	xx.xx
North America	xx.xx	xx.xx	xx.xx	xx.xx	xx.xx	xx.xx	xx.xx
Total	**xx.xx**	**xx.xx**	**xx.xx**	**xx.xx**	**xx.xx**	**xx.xx**	**xx.xx**

Table 223. Global Cosmetics ODM Market Size, by Professional Beauty Businesses, by Group, 2017-2032 (USD Million)

Group	2023	2024	2025	2026	2027	2032	CAGR (%)
ASEAN	xx.xx	xx.xx	xx.xx	xx.xx	xx.xx	xx.xx	xx.xx
BRICS	xx.xx	xx.xx	xx.xx	xx.xx	xx.xx	xx.xx	xx.xx
European Union	xx.xx	xx.xx	xx.xx	xx.xx	xx.xx	xx.xx	xx.xx
G7	xx.xx	xx.xx	xx.xx	xx.xx	xx.xx	xx.xx	xx.xx
GCC	xx.xx	xx.xx	xx.xx	xx.xx	xx.xx	xx.xx	xx.xx
NATO	xx.xx	xx.xx	xx.xx	xx.xx	xx.xx	xx.xx	xx.xx

Table 224. Global Cosmetics ODM Market Size, by Professional Beauty Businesses, by Country, 2017-2032 (USD Million)

Country	2023	2024	2025	2026	2027	2032	CAGR (%)
Australia	xx.xx	xx.xx	xx.xx	xx.xx	xx.xx	xx.xx	xx.xx
Brazil	xx.xx	xx.xx	xx.xx	xx.xx	xx.xx	xx.xx	xx.xx
Canada	xx.xx	xx.xx	xx.xx	xx.xx	xx.xx	xx.xx	xx.xx
China	xx.xx	xx.xx	xx.xx	xx.xx	xx.xx	xx.xx	xx.xx
France	xx.xx	xx.xx	xx.xx	xx.xx	xx.xx	xx.xx	xx.xx
Germany	xx.xx	xx.xx	xx.xx	xx.xx	xx.xx	xx.xx	xx.xx
India	xx.xx	xx.xx	xx.xx	xx.xx	xx.xx	xx.xx	xx.xx
Italy	xx.xx	xx.xx	xx.xx	xx.xx	xx.xx	xx.xx	xx.xx
Japan	xx.xx	xx.xx	xx.xx	xx.xx	xx.xx	xx.xx	xx.xx
Mexico	xx.xx	xx.xx	xx.xx	xx.xx	xx.xx	xx.xx	xx.xx
Russia	xx.xx	xx.xx	xx.xx	xx.xx	xx.xx	xx.xx	xx.xx
South Korea	xx.xx	xx.xx	xx.xx	xx.xx	xx.xx	xx.xx	xx.xx
Spain	xx.xx	xx.xx	xx.xx	xx.xx	xx.xx	xx.xx	xx.xx
United Kingdom	xx.xx	xx.xx	xx.xx	xx.xx	xx.xx	xx.xx	xx.xx
United States	xx.xx	xx.xx	xx.xx	xx.xx	xx.xx	xx.xx	xx.xx
Others	xx.xx	xx.xx	xx.xx	xx.xx	xx.xx	xx.xx	xx.xx
Total	**xx.xx**	**xx.xx**	**xx.xx**	**xx.xx**	**xx.xx**	**xx.xx**	**xx.xx**

11.5. Hospitality and Institutional Amenity Operators

Table 225. Global Cosmetics ODM Market Size, by Hospitality and Institutional Amenity Operators, by Region, 2017-2032 (USD Million)

Region	2023	2024	2025	2026	2027	2032	CAGR (%)
Africa	xx.xx	xx.xx	xx.xx	xx.xx	xx.xx	xx.xx	xx.xx
Asia-Pacific	xx.xx	xx.xx	xx.xx	xx.xx	xx.xx	xx.xx	xx.xx
Europe	xx.xx	xx.xx	xx.xx	xx.xx	xx.xx	xx.xx	xx.xx
Latin America	xx.xx	xx.xx	xx.xx	xx.xx	xx.xx	xx.xx	xx.xx
Middle East	xx.xx	xx.xx	xx.xx	xx.xx	xx.xx	xx.xx	xx.xx
North America	xx.xx	xx.xx	xx.xx	xx.xx	xx.xx	xx.xx	xx.xx
Total	**xx.xx**	**xx.xx**	**xx.xx**	**xx.xx**	**xx.xx**	**xx.xx**	**xx.xx**

Table 226. Global Cosmetics ODM Market Size, by Hospitality and Institutional Amenity Operators, by Group, 2017-2032 (USD Million)

Group	2023	2024	2025	2026	2027	2032	CAGR (%)
ASEAN	xx.xx	xx.xx	xx.xx	xx.xx	xx.xx	xx.xx	xx.xx
BRICS	xx.xx	xx.xx	xx.xx	xx.xx	xx.xx	xx.xx	xx.xx
European Union	xx.xx	xx.xx	xx.xx	xx.xx	xx.xx	xx.xx	xx.xx
G7	xx.xx	xx.xx	xx.xx	xx.xx	xx.xx	xx.xx	xx.xx
GCC	xx.xx	xx.xx	xx.xx	xx.xx	xx.xx	xx.xx	xx.xx
NATO	xx.xx	xx.xx	xx.xx	xx.xx	xx.xx	xx.xx	xx.xx

Table 227. Global Cosmetics ODM Market Size, by Hospitality and Institutional Amenity Operators, by Country, 2017-2032 (USD Million)

Country	2023	2024	2025	2026	2027	2032	CAGR (%)
Australia	xx.xx	xx.xx	xx.xx	xx.xx	xx.xx	xx.xx	xx.xx
Brazil	xx.xx	xx.xx	xx.xx	xx.xx	xx.xx	xx.xx	xx.xx
Canada	xx.xx	xx.xx	xx.xx	xx.xx	xx.xx	xx.xx	xx.xx
China	xx.xx	xx.xx	xx.xx	xx.xx	xx.xx	xx.xx	xx.xx
France	xx.xx	xx.xx	xx.xx	xx.xx	xx.xx	xx.xx	xx.xx
Germany	xx.xx	xx.xx	xx.xx	xx.xx	xx.xx	xx.xx	xx.xx
India	xx.xx	xx.xx	xx.xx	xx.xx	xx.xx	xx.xx	xx.xx
Italy	xx.xx	xx.xx	xx.xx	xx.xx	xx.xx	xx.xx	xx.xx
Japan	xx.xx	xx.xx	xx.xx	xx.xx	xx.xx	xx.xx	xx.xx
Mexico	xx.xx	xx.xx	xx.xx	xx.xx	xx.xx	xx.xx	xx.xx
Russia	xx.xx	xx.xx	xx.xx	xx.xx	xx.xx	xx.xx	xx.xx
South Korea	xx.xx	xx.xx	xx.xx	xx.xx	xx.xx	xx.xx	xx.xx
Spain	xx.xx	xx.xx	xx.xx	xx.xx	xx.xx	xx.xx	xx.xx
United Kingdom	xx.xx	xx.xx	xx.xx	xx.xx	xx.xx	xx.xx	xx.xx
United States	xx.xx	xx.xx	xx.xx	xx.xx	xx.xx	xx.xx	xx.xx
Others	xx.xx	xx.xx	xx.xx	xx.xx	xx.xx	xx.xx	xx.xx
Total	**xx.xx**	**xx.xx**	**xx.xx**	**xx.xx**	**xx.xx**	**xx.xx**	**xx.xx**

12. Cosmetics ODM Market, by Supply Completion

Supply Completion determines the residual work the buyer must arrange, independently of the development model. ▪▪▪▪▪▪ ▪▪▪▪▪▪▪▪▪▪▪▪▪ ▪▪▪▪▪▪▪▪▪ ▪▪▪▪ ▪▪▪▪▪▪▪▪▪▪ ▪▪▪▪ ▪▪▪▪▪▪ ▪▪▪▪▪▪▪▪▪▪▪ ▪▪▪▪▪▪▪ ▪▪▪ ▪▪▪▪ ▪▪▪▪▪▪▪▪ ▪▪ ▪▪▪▪▪▪▪ ▪▪▪▪▪▪▪▪ ▪▪▪▪ ▪▪▪▪▪▪▪▪ ▪▪▪▪▪▪▪ ▪▪▪▪▪▪▪▪▪ ▪▪▪▪▪▪ ▪ ▪▪▪▪▪▪▪▪▪▪▪▪ ▪▪▪▪ ▪▪ ▪▪▪▪▪▪▪▪ ▪▪▪▪▪▪▪▪▪▪ ▪▪▪▪▪▪▪▪▪ ▪▪▪ ▪▪▪▪▪▪▪▪▪▪ ▪▪▪▪▪▪▪▪▪▪▪▪ ▪▪ ▪▪ ▪▪▪▪ ▪▪▪▪▪▪▪▪ ▪▪▪▪ ▪▪▪▪▪ ▪▪▪▪▪▪▪▪▪▪▪▪ ▪▪▪▪▪▪▪ ▪▪▪▪▪▪▪▪▪▪▪▪ The agreement should identify the receiving party, residual completion work, acceptance responsibilities, and supporting information rather than treat bulk delivery as a complete launch obligation.

Filled Primary Packaging removes some physical completion work but can leave labeling and presentation with the buyer. ▪▪▪▪▪ ▪▪▪▪▪ ▪▪▪▪▪▪▪▪▪ ▪ ▪▪▪▪▪▪▪▪▪ ▪▪▪▪▪▪▪ ▪▪▪▪▪▪▪▪▪▪▪▪▪▪▪▪▪ ▪▪▪▪▪▪▪▪ ▪▪▪▪▪▪▪ ▪▪▪ ▪▪▪▪▪▪▪ ▪▪▪▪▪▪▪▪ ▪▪▪▪▪▪▪▪ ▪▪ ▪▪▪▪ ▪▪ ▪ ▪▪▪▪▪▪▪▪ ▪▪▪▪▪▪▪▪▪ ▪▪▪▪▪▪▪ ▪▪▪ ▪▪▪▪▪ ▪▪▪▪▪▪▪▪▪▪▪▪▪ ▪▪▪▪ ▪▪▪▪▪ ▪▪▪▪▪▪▪▪▪ ▪▪▪▪▪▪▪▪ ▪▪▪▪ ▪▪▪▪▪▪ ▪▪▪▪▪▪▪▪ ▪▪▪▪▪ ▪▪▪▪▪▪▪▪▪ ▪ ▪▪▪▪▪▪▪▪ ▪▪▪▪▪▪▪▪▪ ▪▪▪▪▪▪▪▪▪▪ ▪▪▪▪▪▪▪ ▪▪▪▪▪▪▪▪▪ ▪▪▪ ▪▪▪ ▪▪▪▪▪▪▪▪▪▪▪▪ ▪▪▪▪▪▪▪ ▪▪▪▪▪▪▪▪ ▪▪▪ ▪▪▪▪▪ ▪▪▪▪▪▪▪▪▪ ▪▪▪ ▪▪▪▪▪▪▪▪ ▪▪▪ ▪▪▪▪▪▪▪▪▪▪▪▪▪▪▪▪▪▪▪▪▪▪▪ ▪▪▪▪▪▪▪▪ ▪▪▪ ▪▪▪ ▪▪▪▪▪▪▪▪▪ ▪▪▪▪▪▪▪▪▪ ▪▪▪▪▪▪▪▪▪▪▪ Receipt of a filled container does not establish that those tasks have been completed.

▪▪▪▪▪▪▪▪▪▪▪▪ ▪▪▪▪▪▪▪▪ ▪▪▪▪▪▪▪▪▪▪▪ ▪▪▪▪ ▪▪▪▪▪▪▪▪▪▪ ▪▪▪▪▪▪▪▪▪▪▪ ▪▪▪ ▪▪▪ ▪▪▪▪▪▪▪▪▪▪▪ ▪▪▪▪ ▪▪▪ ▪▪▪▪▪▪ ▪▪ ▪▪▪▪▪▪▪▪▪▪ ▪▪▪▪▪▪▪▪ ▪▪▪▪▪▪▪▪ ▪▪▪▪▪▪▪▪ ▪▪▪▪▪▪▪▪▪▪▪ ▪▪▪▪▪▪▪▪▪ ▪▪▪▪▪▪▪▪▪▪ ▪▪▪▪▪▪▪▪ ▪▪▪▪▪▪▪▪▪▪▪▪ ▪▪▪▪▪▪ ▪▪▪▪▪ ▪▪▪▪▪▪▪▪▪ ▪▪▪▪▪▪▪▪ ▪▪▪▪▪ ▪▪▪ ▪▪▪▪▪ ▪▪▪▪▪▪▪▪ ▪▪▪▪▪▪▪▪▪▪▪▪▪▪▪▪ ▪▪▪▪▪▪▪▪▪ ▪▪▪ ▪▪▪▪▪▪▪▪▪▪ ▪▪▪▪ ▪▪▪ ▪▪▪▪▪▪▪▪▪▪ Buyers lacking finishing coordination may prefer an integrated completion offer, provided the exclusions fit their capabilities. Buyers retaining capable downstream partners may prefer a split arrangement, accepting additional coordination in exchange for selective control.

Physical completion and legal accountability remain separate. ▪▪▪▪▪ ▪▪▪▪▪▪▪▪▪▪▪ ▪▪▪▪ ▪▪▪▪▪▪ ▪▪▪▪▪▪▪▪▪▪▪▪ ▪▪▪ ▪▪▪▪▪▪▪▪▪▪▪ ▪▪▪▪▪▪▪ ▪▪▪▪ ▪▪▪▪▪▪▪▪ ▪▪▪▪▪▪▪▪ ▪▪▪▪▪▪▪▪▪▪▪▪▪▪▪▪▪▪▪▪▪▪▪▪ ▪▪▪▪▪▪▪▪ ▪▪▪ ▪▪▪▪▪▪▪▪ ▪▪▪▪▪▪▪▪▪▪▪▪▪▪▪▪▪▪▪▪▪▪▪ ▪▪▪▪▪▪▪▪ ▪▪▪▪▪▪▪ ▪▪▪▪▪▪▪▪▪▪▪ ▪▪▪▪▪▪▪▪ ▪▪▪▪▪▪▪▪ ▪▪▪▪▪▪▪▪ ▪▪▪▪▪▪▪▪▪ ▪▪▪▪▪▪▪▪▪▪ ▪▪▪▪▪▪▪▪▪▪▪▪ ▪▪▪ ▪▪▪▪▪▪▪ ▪▪▪▪▪▪▪▪▪▪▪▪▪▪▪▪ ▪▪ ▪▪▪▪▪▪▪▪ ▪▪ ▪▪▪ ▪▪▪▪▪▪▪▪▪ ▪▪▪▪▪▪▪▪ ▪▪▪ ▪▪▪▪▪▪▪▪▪▪▪▪▪▪▪▪ ▪▪▪▪▪▪▪▪▪ ▪▪▪ ▪▪▪▪▪▪▪▪ ▪▪▪▪▪▪▪ ▪▪▪▪ ▪▪▪▪▪▪▪▪ ▪▪▪▪▪▪▪▪ ▪▪▪ ▪▪▪▪▪▪▪▪▪ ▪▪▪▪▪▪▪▪▪▪▪▪▪▪▪▪▪▪▪▪ ▪▪▪▪▪▪▪▪▪▪▪▪ ▪▪ ▪▪▪▪▪▪▪▪ ▪▪ ▪▪▪▪▪▪▪▪ ▪▪▪▪▪▪▪▪ ▪▪▪▪▪▪▪▪ ▪▪▪▪▪▪▪▪▪▪▪▪ ▪▪▪▪▪▪▪▪ Market-ready delivery should not be mistaken for completed distribution acceptance or transferred statutory responsibility.

Figure 20. Global Cosmetics ODM Market, by Supply Completion: Market share evolution, 2025-2032

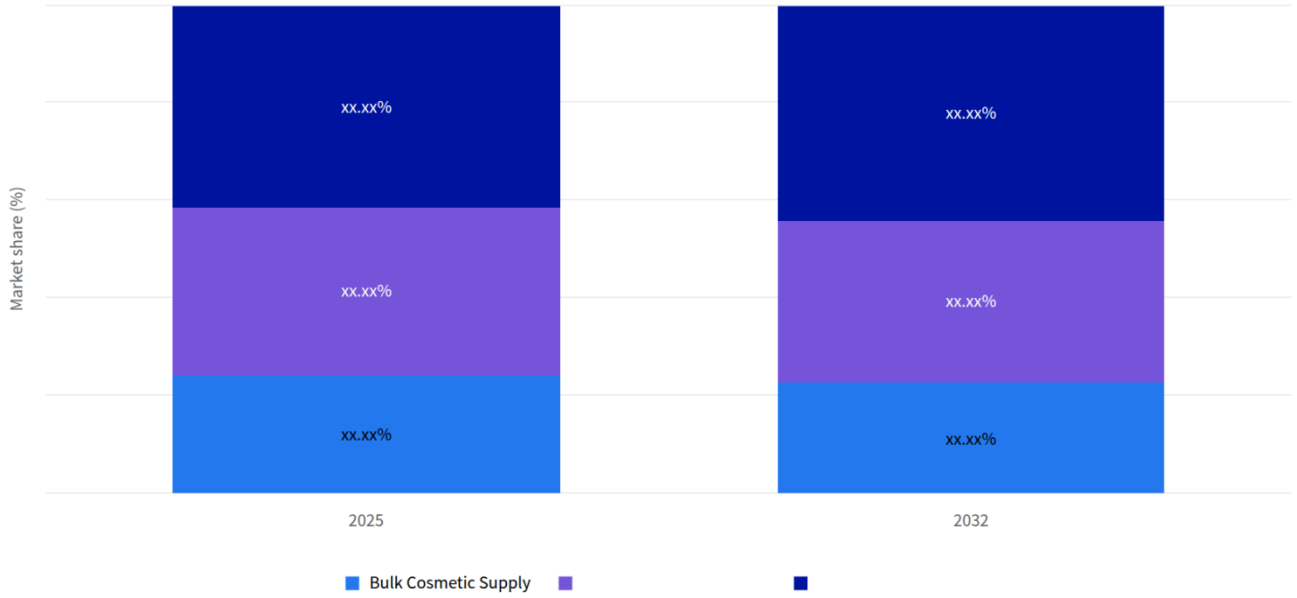

Figure 21. Global Cosmetics ODM Market, by Supply Completion: Market size by category, 2025

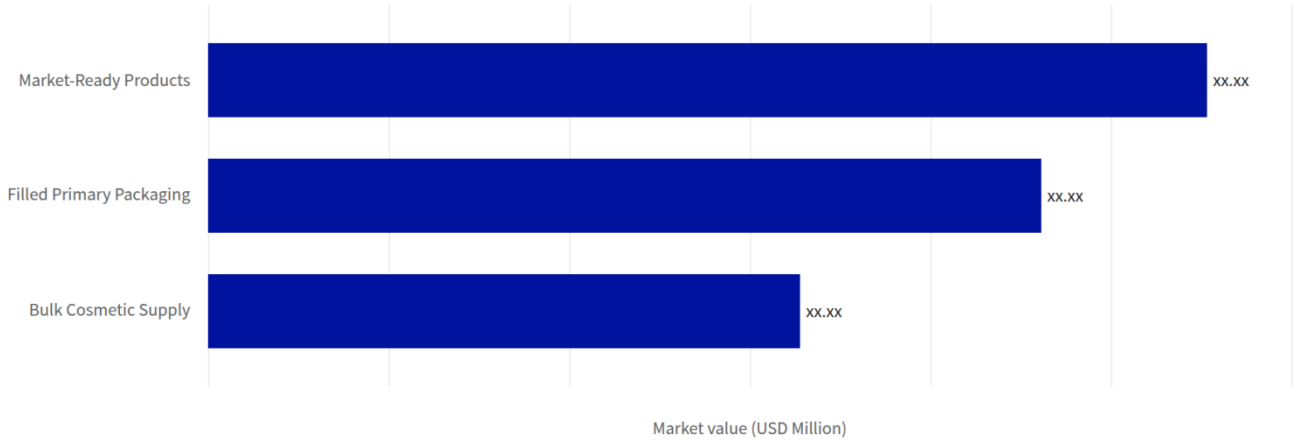

Figure 22. Global Cosmetics ODM Market, by Supply Completion: Market size and growth, 2025-2032



Table 228. Global Cosmetics ODM Market, by Supply Completion growth contribution, 2025-2032

Category	2025 value (USD Million)	2032 value (USD Million)	Added value (USD Million)	2025 share (%)	2032 share (%)	Change (pp)	Growth share (%)	CAGR (%)
Bulk Cosmetic Supply	xx.xx	xx.xx	xx.xx	xx.xx	xx.xx	xx.xx	xx.xx	xx.xx
Filled Primary Packaging	xx.xx	xx.xx	xx.xx	xx.xx	xx.xx	xx.xx	xx.xx	xx.xx
Market-Ready Products	xx.xx	xx.xx	xx.xx	xx.xx	xx.xx	xx.xx	xx.xx	xx.xx
Scope total	**xx.xx**	**xx.xx**	**xx.xx**	**xx.xx**	**xx.xx**	**xx.xx**	**xx.xx**	**xx.xx**

Table 229. Global Cosmetics ODM Market Size, by Supply Completion, 2017-2032 (USD Million)

Supply Completion	2023	2024	2025	2026	2027	2032	CAGR (%)
Bulk Cosmetic Supply	xx.xx	xx.xx	xx.xx	xx.xx	xx.xx	xx.xx	xx.xx
Filled Primary Packaging	xx.xx	xx.xx	xx.xx	xx.xx	xx.xx	xx.xx	xx.xx
Market-Ready Products	xx.xx	xx.xx	xx.xx	xx.xx	xx.xx	xx.xx	xx.xx
Total	**xx.xx**	**xx.xx**	**xx.xx**	**xx.xx**	**xx.xx**	**xx.xx**	**xx.xx**

Sources & Evidence

1. Modernization of Cosmetics Regulation Act of 2022 (MoCRA) | FDA

   · FDA explains MoCRA duties requiring responsible persons to maintain adequate safety-substantiation records and report serious adverse events. Separating these continuing obligations from physical completion is the commercial implication.
   ([fda.gov](https://www.fda.gov/cosmetics/cosmetics-laws-regulations/modernization-cosmetics-regulation-act-2022-mocra))

2. Hydrox Laboratories - Private Label Quotation Request
   · Hydrox Laboratories' quotation form separately requests formulation origin and packaging requirements and offers bulk shipment or bottle filling. Development contribution and supply completion are therefore distinct commercial choices. ([hydroxlabs.com](https://www.hydroxlabs.com/images/pdf/PrivateLabelQuotationRequest.pdf))
3. Private Label Skincare for Salons & Skin Clinics | White Label Cosmetics & Packaging
   · The supplier offers filled, sealed unlabeled products and a program supplying labels for customer application, directly supporting primary-packaged supply with residual finishing work. ([whitelabelcosmeticsandpackaging.com.au](https://whitelabelcosmeticsandpackaging.com.au/pages/private-label-skincare-for-salons-skin-clinics-australian-made-white-label-cosmetics))
4. Full-Service Cosmetics Services | Private Cosméticos
   · Private Cosméticos describes finished, labeled, shelf-ready products while excluding brand and label design, factory-outbound freight, and marketing from its scope. This supports separating completion state from the complete service bundle. ([privatecosmeticos.com.br](https://privatecosmeticos.com.br/en/servicos))

12.1. Market-Ready Products

Table 230. Global Cosmetics ODM Market Size, by Market-Ready Products, by Region, 2017-2032 (USD Million)

Region	2023	2024	2025	2026	2027	2032	CAGR (%)
Africa	xx.xx	xx.xx	xx.xx	xx.xx	xx.xx	xx.xx	xx.xx
Asia-Pacific	xx.xx	xx.xx	xx.xx	xx.xx	xx.xx	xx.xx	xx.xx
Europe	xx.xx	xx.xx	xx.xx	xx.xx	xx.xx	xx.xx	xx.xx
Latin America	xx.xx	xx.xx	xx.xx	xx.xx	xx.xx	xx.xx	xx.xx
Middle East	xx.xx	xx.xx	xx.xx	xx.xx	xx.xx	xx.xx	xx.xx
North America	xx.xx	xx.xx	xx.xx	xx.xx	xx.xx	xx.xx	xx.xx
Total	**xx.xx**	**xx.xx**	**xx.xx**	**xx.xx**	**xx.xx**	**xx.xx**	**xx.xx**

Table 231. Global Cosmetics ODM Market Size, by Market-Ready Products, by Group, 2017-2032 (USD Million)

Group	2023	2024	2025	2026	2027	2032	CAGR (%)
ASEAN	xx.xx	xx.xx	xx.xx	xx.xx	xx.xx	xx.xx	xx.xx
BRICS	xx.xx	xx.xx	xx.xx	xx.xx	xx.xx	xx.xx	xx.xx
European Union	xx.xx	xx.xx	xx.xx	xx.xx	xx.xx	xx.xx	xx.xx
G7	xx.xx	xx.xx	xx.xx	xx.xx	xx.xx	xx.xx	xx.xx
GCC	xx.xx	xx.xx	xx.xx	xx.xx	xx.xx	xx.xx	xx.xx
NATO	xx.xx	xx.xx	xx.xx	xx.xx	xx.xx	xx.xx	xx.xx

Table 232. Global Cosmetics ODM Market Size, by Market-Ready Products, by Country, 2017-2032 (USD Million)

Country	2023	2024	2025	2026	2027	2032	CAGR (%)
Australia	xx.xx	xx.xx	xx.xx	xx.xx	xx.xx	xx.xx	xx.xx
Brazil	xx.xx	xx.xx	xx.xx	xx.xx	xx.xx	xx.xx	xx.xx
Canada	xx.xx	xx.xx	xx.xx	xx.xx	xx.xx	xx.xx	xx.xx
China	xx.xx	xx.xx	xx.xx	xx.xx	xx.xx	xx.xx	xx.xx
France	xx.xx	xx.xx	xx.xx	xx.xx	xx.xx	xx.xx	xx.xx
Germany	xx.xx	xx.xx	xx.xx	xx.xx	xx.xx	xx.xx	xx.xx
India	xx.xx	xx.xx	xx.xx	xx.xx	xx.xx	xx.xx	xx.xx
Italy	xx.xx	xx.xx	xx.xx	xx.xx	xx.xx	xx.xx	xx.xx
Japan	xx.xx	xx.xx	xx.xx	xx.xx	xx.xx	xx.xx	xx.xx
Mexico	xx.xx	xx.xx	xx.xx	xx.xx	xx.xx	xx.xx	xx.xx
Russia	xx.xx	xx.xx	xx.xx	xx.xx	xx.xx	xx.xx	xx.xx
South Korea	xx.xx	xx.xx	xx.xx	xx.xx	xx.xx	xx.xx	xx.xx
Spain	xx.xx	xx.xx	xx.xx	xx.xx	xx.xx	xx.xx	xx.xx
United Kingdom	xx.xx	xx.xx	xx.xx	xx.xx	xx.xx	xx.xx	xx.xx
United States	xx.xx	xx.xx	xx.xx	xx.xx	xx.xx	xx.xx	xx.xx
Others	xx.xx	xx.xx	xx.xx	xx.xx	xx.xx	xx.xx	xx.xx
Total	**xx.xx**	**xx.xx**	**xx.xx**	**xx.xx**	**xx.xx**	**xx.xx**	**xx.xx**

12.2. Filled Primary Packaging

Table 233. Global Cosmetics ODM Market Size, by Filled Primary Packaging, by Region, 2017-2032 (USD Million)

Region	2023	2024	2025	2026	2027	2032	CAGR (%)
Africa	xx.xx	xx.xx	xx.xx	xx.xx	xx.xx	xx.xx	xx.xx
Asia-Pacific	xx.xx	xx.xx	xx.xx	xx.xx	xx.xx	xx.xx	xx.xx
Europe	xx.xx	xx.xx	xx.xx	xx.xx	xx.xx	xx.xx	xx.xx
Latin America	xx.xx	xx.xx	xx.xx	xx.xx	xx.xx	xx.xx	xx.xx
Middle East	xx.xx	xx.xx	xx.xx	xx.xx	xx.xx	xx.xx	xx.xx
North America	xx.xx	xx.xx	xx.xx	xx.xx	xx.xx	xx.xx	xx.xx
Total	**xx.xx**	**xx.xx**	**xx.xx**	**xx.xx**	**xx.xx**	**xx.xx**	**xx.xx**

Table 234. Global Cosmetics ODM Market Size, by Filled Primary Packaging, by Group, 2017-2032 (USD Million)

Group	2023	2024	2025	2026	2027	2032	CAGR (%)
ASEAN	xx.xx	xx.xx	xx.xx	xx.xx	xx.xx	xx.xx	xx.xx
BRICS	xx.xx	xx.xx	xx.xx	xx.xx	xx.xx	xx.xx	xx.xx
European Union	xx.xx	xx.xx	xx.xx	xx.xx	xx.xx	xx.xx	xx.xx
G7	xx.xx	xx.xx	xx.xx	xx.xx	xx.xx	xx.xx	xx.xx
GCC	xx.xx	xx.xx	xx.xx	xx.xx	xx.xx	xx.xx	xx.xx
NATO	xx.xx	xx.xx	xx.xx	xx.xx	xx.xx	xx.xx	xx.xx

Table 235. Global Cosmetics ODM Market Size, by Filled Primary Packaging, by Country, 2017-2032 (USD Million)

Country	2023	2024	2025	2026	2027	2032	CAGR (%)
Australia	xx.xx	xx.xx	xx.xx	xx.xx	xx.xx	xx.xx	xx.xx
Brazil	xx.xx	xx.xx	xx.xx	xx.xx	xx.xx	xx.xx	xx.xx
Canada	xx.xx	xx.xx	xx.xx	xx.xx	xx.xx	xx.xx	xx.xx
China	xx.xx	xx.xx	xx.xx	xx.xx	xx.xx	xx.xx	xx.xx
France	xx.xx	xx.xx	xx.xx	xx.xx	xx.xx	xx.xx	xx.xx
Germany	xx.xx	xx.xx	xx.xx	xx.xx	xx.xx	xx.xx	xx.xx
India	xx.xx	xx.xx	xx.xx	xx.xx	xx.xx	xx.xx	xx.xx
Italy	xx.xx	xx.xx	xx.xx	xx.xx	xx.xx	xx.xx	xx.xx
Japan	xx.xx	xx.xx	xx.xx	xx.xx	xx.xx	xx.xx	xx.xx
Mexico	xx.xx	xx.xx	xx.xx	xx.xx	xx.xx	xx.xx	xx.xx
Russia	xx.xx	xx.xx	xx.xx	xx.xx	xx.xx	xx.xx	xx.xx
South Korea	xx.xx	xx.xx	xx.xx	xx.xx	xx.xx	xx.xx	xx.xx
Spain	xx.xx	xx.xx	xx.xx	xx.xx	xx.xx	xx.xx	xx.xx
United Kingdom	xx.xx	xx.xx	xx.xx	xx.xx	xx.xx	xx.xx	xx.xx
United States	xx.xx	xx.xx	xx.xx	xx.xx	xx.xx	xx.xx	xx.xx
Others	xx.xx	xx.xx	xx.xx	xx.xx	xx.xx	xx.xx	xx.xx
Total	**xx.xx**	**xx.xx**	**xx.xx**	**xx.xx**	**xx.xx**	**xx.xx**	**xx.xx**

12.3. Bulk Cosmetic Supply

Table 236. Global Cosmetics ODM Market Size, by Bulk Cosmetic Supply, by Region, 2017-2032 (USD Million)

Region	2023	2024	2025	2026	2027	2032	CAGR (%)
Africa	xx.xx	xx.xx	xx.xx	xx.xx	xx.xx	xx.xx	xx.xx
Asia-Pacific	xx.xx	xx.xx	xx.xx	xx.xx	xx.xx	xx.xx	xx.xx
Europe	xx.xx	xx.xx	xx.xx	xx.xx	xx.xx	xx.xx	xx.xx
Latin America	xx.xx	xx.xx	xx.xx	xx.xx	xx.xx	xx.xx	xx.xx
Middle East	xx.xx	xx.xx	xx.xx	xx.xx	xx.xx	xx.xx	xx.xx
North America	xx.xx	xx.xx	xx.xx	xx.xx	xx.xx	xx.xx	xx.xx
Total	**xx.xx**	**xx.xx**	**xx.xx**	**xx.xx**	**xx.xx**	**xx.xx**	**xx.xx**

Table 237. Global Cosmetics ODM Market Size, by Bulk Cosmetic Supply, by Group, 2017-2032 (USD Million)

Group	2023	2024	2025	2026	2027	2032	CAGR (%)
ASEAN	xx.xx	xx.xx	xx.xx	xx.xx	xx.xx	xx.xx	xx.xx
BRICS	xx.xx	xx.xx	xx.xx	xx.xx	xx.xx	xx.xx	xx.xx
European Union	xx.xx	xx.xx	xx.xx	xx.xx	xx.xx	xx.xx	xx.xx
G7	xx.xx	xx.xx	xx.xx	xx.xx	xx.xx	xx.xx	xx.xx
GCC	xx.xx	xx.xx	xx.xx	xx.xx	xx.xx	xx.xx	xx.xx
NATO	xx.xx	xx.xx	xx.xx	xx.xx	xx.xx	xx.xx	xx.xx

Table 238. Global Cosmetics ODM Market Size, by Bulk Cosmetic Supply, by Country, 2017-2032 (USD Million)

Country	2023	2024	2025	2026	2027	2032	CAGR (%)
Australia	xx.xx	xx.xx	xx.xx	xx.xx	xx.xx	xx.xx	xx.xx
Brazil	xx.xx	xx.xx	xx.xx	xx.xx	xx.xx	xx.xx	xx.xx
Canada	xx.xx	xx.xx	xx.xx	xx.xx	xx.xx	xx.xx	xx.xx
China	xx.xx	xx.xx	xx.xx	xx.xx	xx.xx	xx.xx	xx.xx
France	xx.xx	xx.xx	xx.xx	xx.xx	xx.xx	xx.xx	xx.xx
Germany	xx.xx	xx.xx	xx.xx	xx.xx	xx.xx	xx.xx	xx.xx
India	xx.xx	xx.xx	xx.xx	xx.xx	xx.xx	xx.xx	xx.xx
Italy	xx.xx	xx.xx	xx.xx	xx.xx	xx.xx	xx.xx	xx.xx
Japan	xx.xx	xx.xx	xx.xx	xx.xx	xx.xx	xx.xx	xx.xx
Mexico	xx.xx	xx.xx	xx.xx	xx.xx	xx.xx	xx.xx	xx.xx
Russia	xx.xx	xx.xx	xx.xx	xx.xx	xx.xx	xx.xx	xx.xx
South Korea	xx.xx	xx.xx	xx.xx	xx.xx	xx.xx	xx.xx	xx.xx
Spain	xx.xx	xx.xx	xx.xx	xx.xx	xx.xx	xx.xx	xx.xx
United Kingdom	xx.xx	xx.xx	xx.xx	xx.xx	xx.xx	xx.xx	xx.xx
United States	xx.xx	xx.xx	xx.xx	xx.xx	xx.xx	xx.xx	xx.xx
Others	xx.xx	xx.xx	xx.xx	xx.xx	xx.xx	xx.xx	xx.xx
Total	**xx.xx**	**xx.xx**	**xx.xx**	**xx.xx**	**xx.xx**	**xx.xx**	**xx.xx**

13. Cosmetics ODM Market, by Manufacturing Execution

Manufacturing execution changes the buyer's accountability interfaces, not the development contribution required from the commissioned offering. ODM-Controlled Manufacturing can keep development and execution within one organization: Private Cosméticos describes in-house development and manufacturing on its own production line. ■■■■ ■■■■■■■■■■■■ ■■■■ ■■■■■■■■ ■■■■■■■■■■■ ■■■■■ ■■■ ■■■■■■■■ ■■■■ ■■ ■■■■■■■■■■ ■■■ ■■■■■■■■ ■■■■■■■■■■ ■■■■■ ■■■■ ■■■ ■■■■■■■■■■ ■■■■■■■■■■■ ■■■ ■■■■■ ■■■■■■■■ ■■■■■■■ ■■ ■■■■■■■■■■■ ■■■■■■■■ ■■■■■■■ ■■■■■■■ ■■■■■■■■ ■■■ ■■■■■■■■ ■■■■■■■■ ■■■ ■■■■■■■■■■ ■■■■ ■■■■■■■ ■■■■ ■■■■ ■■ ■■■■■■■■■■ ■■■■■■■■

Partner-Executed Manufacturing separates the development interface from factory execution. ■■■ ■■■■■■■■■■■■ ■■■■■ ■■■■■■■ ■■■■ ■■■■■■■■■■■■■■ ■■ ■■■■■■■■■■ ■■■■■■■■ ■■■■■■■■■ ■■■■■■■■■ ■■■■■■■ ■■■■■■■■ ■■ ■■ ■■■■■■■■■■ ■■■■■■■ ■■■■■■■■ ■■■ ■■■■■■■■■■■■ ■■■■■■■ ■■■■■■■■■ ■■■■■■■■ ■■■ ■■■■■■■■■■■■ ■■■■■■■■ ■■■■■■■■ ■■■■■■■■■ ■■■■■■■■■■■■ ■■■■■■■■■■■■■■■ ■■■■■■■■ ■■■ ■■■■■■■■■■■■■■ ■■■ ■■■■■■■ ■■■■■■■■■■■■■■ ■■■■■■■■ ■■■■■■■ ■■■■■■■■■ ■■■ ■■■■■■■■■ ■■■■■■■■■■■■■■■■■■■■■■■■ ■■■■■ ■■■■■■■■ ■ ■■■■■■■■■■■■■■■■■■■■ ■■■■■■■■ ■■■ ■■■■■■■■■■ ■■ ■■■■■■■ ■■■■■■■ ■■■■ ■■■■■■■ ■■ ■■■■■■■■■■■■ ■■■■■■■■ ■■■■■■■■■■■■ ■■■ ■■■■■■ ■■■■■■■■■■ ■■■■■ ■■■■■ ■■■■■■■■■■■ ■■■■ ■■■ ■■■■■■■■■ ■■■■ ■■■ ■■■■■■■■■■■■ ■■■■■■■■■■ Partner access can supply a needed capability, but adds an accountability interface rather than removing qualification duties.

■■■■■■ ■■■■■■■■■■■■■ ■■■■■■■■ ■■ ■■■■■■■■■■ ■■ ■■■■■■■■■■ ■■■ ■■■■■■■■ ■■■■■■■■■■ ■■■ ■■■ ■■■■■■■■■■ ■■■■■■■■■■■■ ■■■■■■■■ ■■■■■■■■ ■■■■■■■■■■ ■■■■■■■■ ■■■■■■■■■■■■ ■■■■■■■ ■■ ■■■ ■■■■■■■■■■ ■■ ■■■■■■■■ ■■■ ■■■■■■■■■ ■■■■■■■■■ ■■■■■■■■■ ■■■■ ■■■■■■■■■■■■ ■■■■■■■■■ ■■■■■■■■■■ ■■■■■■■■ ■■■ ■■■■■■ ■■■■■■■■■■ ■■ ■■■ ■■■■ ■■■■■■■■■ ■■■■■■ ■ ■■■■■■■ ■■■■■■■■■■■■ ■■ ■■■■■■■■■■ ■■■■■■■ ■■■ ■■■■ ■■■■■■■ ■■■■■■■■■ ■■■ ■■■■■■■■■■■■■ ■■■■■■■ ■■■■■■■■■■■■■ ■■■■■■■■■■■■ ■■■ ■■■■■■■■■■■■■ ■■■■■■■■■ ■■■ ■■■■■■■■■ Combining capabilities is defensible when each interface is qualified and accountable; a simpler controlled arrangement is preferable when no additional capability is needed. Any proposed site substitution should trigger renewed acceptance review rather than be treated as an automatically usable backup.

Figure 23. Global Cosmetics ODM Market, by Manufacturing Execution: Market share evolution, 2025-2032

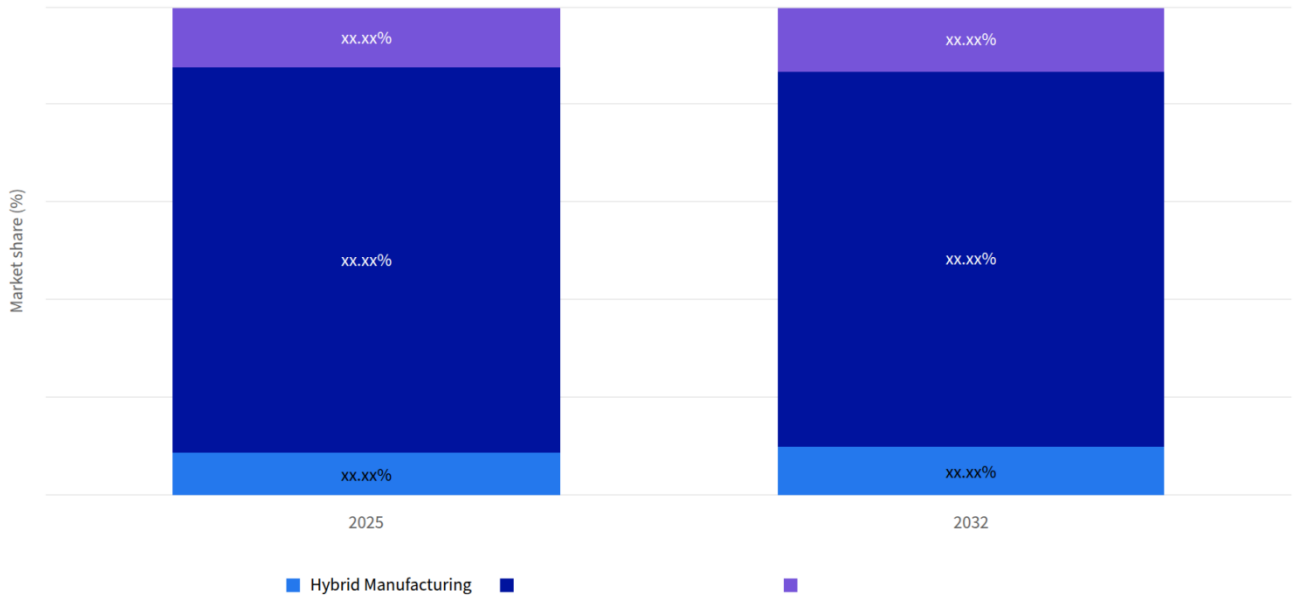

Figure 24. Global Cosmetics ODM Market, by Manufacturing Execution: Market size by category, 2025

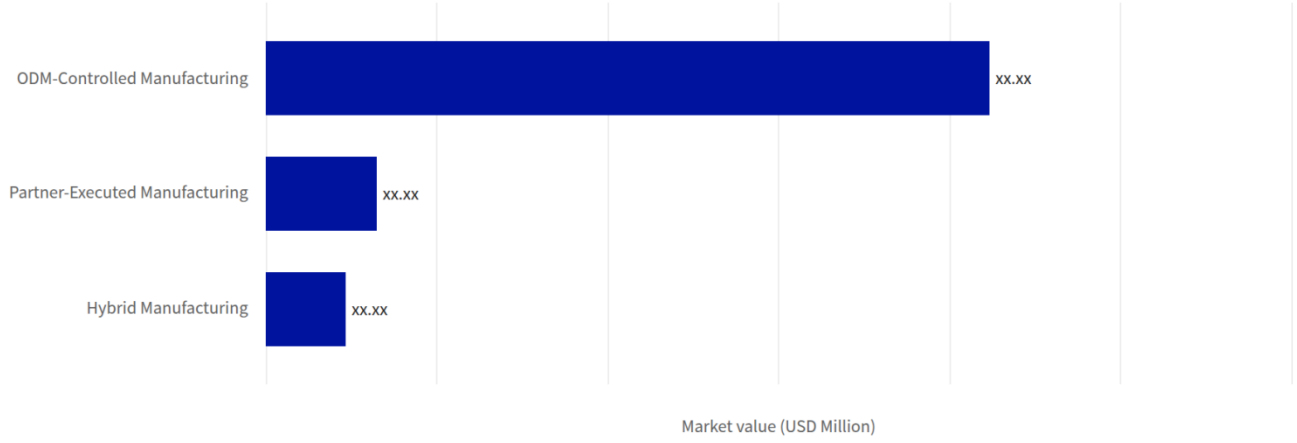

Figure 25. Global Cosmetics ODM Market, by Manufacturing Execution: Market size and growth, 2025-2032

Table 239. Global Cosmetics ODM Market, by Manufacturing Execution growth contribution, 2025-2032

Category	2025 value (USD Million)	2032 value (USD Million)	Added value (USD Million)	2025 share (%)	2032 share (%)	Change (pp)	Growth share (%)	CAGR (%)
Hybrid Manufacturing	xx.xx	xx.xx	xx.xx	xx.xx	xx.xx	xx.xx	xx.xx	xx.xx
ODM-Controlled Manufacturing	xx.xx	xx.xx	xx.xx	xx.xx	xx.xx	xx.xx	xx.xx	xx.xx
Partner-Executed Manufacturing	xx.xx	xx.xx	xx.xx	xx.xx	xx.xx	xx.xx	xx.xx	xx.xx
Scope total	**xx.xx**	**xx.xx**	**xx.xx**	**xx.xx**	**xx.xx**	**xx.xx**	**xx.xx**	**xx.xx**

Table 240. Global Cosmetics ODM Market Size, by Manufacturing Execution, 2017-2032 (USD Million)

Manufacturing Execution	2023	2024	2025	2026	2027	2032	CAGR (%)
Hybrid Manufacturing	xx.xx	xx.xx	xx.xx	xx.xx	xx.xx	xx.xx	xx.xx
ODM-Controlled Manufacturing	xx.xx	xx.xx	xx.xx	xx.xx	xx.xx	xx.xx	xx.xx
Partner-Executed Manufacturing	xx.xx	xx.xx	xx.xx	xx.xx	xx.xx	xx.xx	xx.xx
Total	**xx.xx**	**xx.xx**	**xx.xx**	**xx.xx**	**xx.xx**	**xx.xx**	**xx.xx**

Sources & Evidence

1. Provisions for Supervision and Administration of Manufacturing and Marketing of Cosmetics - NMPA
   · China's provisions require an entrusted manufacturer licensed for the relevant cosmetics and retain supervision and quality-and-safety responsibilities for the entrusting registrant or filing entity. These duties do not establish a particular development provider's contractual principal role. ([english.nmpa.gov.cn](https://english.nmpa.gov.cn/2022-xx.xx/xx.xx/c_961745.htm))
2. Frequently Asked Questions - Meiyume
   · Meiyume integrates formulation support with projects manufactured either in its facilities or through its approved supplier network; this does not establish same-product hybrid execution. ([meiyume.com](https://meiyume.com/frequently-asked-questions/))
3. Full-Service Cosmetics Services | Private Cosméticos
   · Private Cosméticos describes development and manufacturing in-house, including its own production line. The coordination implication is conditional on qualification of the proposed offering and site. ([privatecosmeticos.com.br](https://privatecosmeticos.com.br/en/servicos))
4. FAQ - Manufacturing, MOQ, NDA & Formula Ownership | The Formulation House
   · The Formulation House states that manufacturing is performed through licensed manufacturing partners. Its description does not independently establish principal contractual responsibility for a particular supply engagement. ([theformulationhouse.com](https://www.theformulationhouse.com/faq))

13.1. ODM-Controlled Manufacturing

Table 241. Global Cosmetics ODM Market Size, by ODM-Controlled Manufacturing, by Region, 2017-2032 (USD Million)

Region	2023	2024	2025	2026	2027	2032	CAGR (%)
Africa	xx.xx	xx.xx	xx.xx	xx.xx	xx.xx	xx.xx	xx.xx
Asia-Pacific	xx.xx	xx.xx	xx.xx	xx.xx	xx.xx	xx.xx	xx.xx
Europe	xx.xx	xx.xx	xx.xx	xx.xx	xx.xx	xx.xx	xx.xx
Latin America	xx.xx	xx.xx	xx.xx	xx.xx	xx.xx	xx.xx	xx.xx
Middle East	xx.xx	xx.xx	xx.xx	xx.xx	xx.xx	xx.xx	xx.xx
North America	xx.xx	xx.xx	xx.xx	xx.xx	xx.xx	xx.xx	xx.xx
Total	**xx.xx**	**xx.xx**	**xx.xx**	**xx.xx**	**xx.xx**	**xx.xx**	**xx.xx**

Table 242. Global Cosmetics ODM Market Size, by ODM-Controlled Manufacturing, by Group, 2017-2032 (USD Million)

Group	2023	2024	2025	2026	2027	2032	CAGR (%)
ASEAN	xx.xx	xx.xx	xx.xx	xx.xx	xx.xx	xx.xx	xx.xx
BRICS	xx.xx	xx.xx	xx.xx	xx.xx	xx.xx	xx.xx	xx.xx
European Union	xx.xx	xx.xx	xx.xx	xx.xx	xx.xx	xx.xx	xx.xx
G7	xx.xx	xx.xx	xx.xx	xx.xx	xx.xx	xx.xx	xx.xx
GCC	xx.xx	xx.xx	xx.xx	xx.xx	xx.xx	xx.xx	xx.xx
NATO	xx.xx	xx.xx	xx.xx	xx.xx	xx.xx	xx.xx	xx.xx

Table 243. Global Cosmetics ODM Market Size, by ODM-Controlled Manufacturing, by Country, 2017-2032 (USD Million)

Country	2023	2024	2025	2026	2027	2032	CAGR (%)
Australia	xx.xx	xx.xx	xx.xx	xx.xx	xx.xx	xx.xx	xx.xx
Brazil	xx.xx	xx.xx	xx.xx	xx.xx	xx.xx	xx.xx	xx.xx
Canada	xx.xx	xx.xx	xx.xx	xx.xx	xx.xx	xx.xx	xx.xx
China	xx.xx	xx.xx	xx.xx	xx.xx	xx.xx	xx.xx	xx.xx
France	xx.xx	xx.xx	xx.xx	xx.xx	xx.xx	xx.xx	xx.xx
Germany	xx.xx	xx.xx	xx.xx	xx.xx	xx.xx	xx.xx	xx.xx
India	xx.xx	xx.xx	xx.xx	xx.xx	xx.xx	xx.xx	xx.xx
Italy	xx.xx	xx.xx	xx.xx	xx.xx	xx.xx	xx.xx	xx.xx
Japan	xx.xx	xx.xx	xx.xx	xx.xx	xx.xx	xx.xx	xx.xx
Mexico	xx.xx	xx.xx	xx.xx	xx.xx	xx.xx	xx.xx	xx.xx
Russia	xx.xx	xx.xx	xx.xx	xx.xx	xx.xx	xx.xx	xx.xx
South Korea	xx.xx	xx.xx	xx.xx	xx.xx	xx.xx	xx.xx	xx.xx
Spain	xx.xx	xx.xx	xx.xx	xx.xx	xx.xx	xx.xx	xx.xx
United Kingdom	xx.xx	xx.xx	xx.xx	xx.xx	xx.xx	xx.xx	xx.xx
United States	xx.xx	xx.xx	xx.xx	xx.xx	xx.xx	xx.xx	xx.xx
Others	xx.xx	xx.xx	xx.xx	xx.xx	xx.xx	xx.xx	xx.xx
Total	**xx.xx**	**xx.xx**	**xx.xx**	**xx.xx**	**xx.xx**	**xx.xx**	**xx.xx**

13.2. Partner-Executed Manufacturing

Table 244. Global Cosmetics ODM Market Size, by Partner-Executed Manufacturing, by Region, 2017-2032 (USD Million)

Region	2023	2024	2025	2026	2027	2032	CAGR (%)
Africa	xx.xx	xx.xx	xx.xx	xx.xx	xx.xx	xx.xx	xx.xx
Asia-Pacific	xx.xx	xx.xx	xx.xx	xx.xx	xx.xx	xx.xx	xx.xx
Europe	xx.xx	xx.xx	xx.xx	xx.xx	xx.xx	xx.xx	xx.xx
Latin America	xx.xx	xx.xx	xx.xx	xx.xx	xx.xx	xx.xx	xx.xx
Middle East	xx.xx	xx.xx	xx.xx	xx.xx	xx.xx	xx.xx	xx.xx
North America	xx.xx	xx.xx	xx.xx	xx.xx	xx.xx	xx.xx	xx.xx
Total	**xx.xx**	**xx.xx**	**xx.xx**	**xx.xx**	**xx.xx**	**xx.xx**	**xx.xx**

Table 245. Global Cosmetics ODM Market Size, by Partner-Executed Manufacturing, by Group, 2017-2032 (USD Million)

Group	2023	2024	2025	2026	2027	2032	CAGR (%)
ASEAN	xx.xx	xx.xx	xx.xx	xx.xx	xx.xx	xx.xx	xx.xx
BRICS	xx.xx	xx.xx	xx.xx	xx.xx	xx.xx	xx.xx	xx.xx
European Union	xx.xx	xx.xx	xx.xx	xx.xx	xx.xx	xx.xx	xx.xx
G7	xx.xx	xx.xx	xx.xx	xx.xx	xx.xx	xx.xx	xx.xx
GCC	xx.xx	xx.xx	xx.xx	xx.xx	xx.xx	xx.xx	xx.xx
NATO	xx.xx	xx.xx	xx.xx	xx.xx	xx.xx	xx.xx	xx.xx

Table 246. Global Cosmetics ODM Market Size, by Partner-Executed Manufacturing, by Country, 2017-2032 (USD Million)

Country	2023	2024	2025	2026	2027	2032	CAGR (%)
Australia	xx.xx	xx.xx	xx.xx	xx.xx	xx.xx	xx.xx	xx.xx
Brazil	xx.xx	xx.xx	xx.xx	xx.xx	xx.xx	xx.xx	xx.xx
Canada	xx.xx	xx.xx	xx.xx	xx.xx	xx.xx	xx.xx	xx.xx
China	xx.xx	xx.xx	xx.xx	xx.xx	xx.xx	xx.xx	xx.xx
France	xx.xx	xx.xx	xx.xx	xx.xx	xx.xx	xx.xx	xx.xx
Germany	xx.xx	xx.xx	xx.xx	xx.xx	xx.xx	xx.xx	xx.xx
India	xx.xx	xx.xx	xx.xx	xx.xx	xx.xx	xx.xx	xx.xx
Italy	xx.xx	xx.xx	xx.xx	xx.xx	xx.xx	xx.xx	xx.xx
Japan	xx.xx	xx.xx	xx.xx	xx.xx	xx.xx	xx.xx	xx.xx
Mexico	xx.xx	xx.xx	xx.xx	xx.xx	xx.xx	xx.xx	xx.xx
Russia	xx.xx	xx.xx	xx.xx	xx.xx	xx.xx	xx.xx	xx.xx
South Korea	xx.xx	xx.xx	xx.xx	xx.xx	xx.xx	xx.xx	xx.xx
Spain	xx.xx	xx.xx	xx.xx	xx.xx	xx.xx	xx.xx	xx.xx
United Kingdom	xx.xx	xx.xx	xx.xx	xx.xx	xx.xx	xx.xx	xx.xx
United States	xx.xx	xx.xx	xx.xx	xx.xx	xx.xx	xx.xx	xx.xx
Others	xx.xx	xx.xx	xx.xx	xx.xx	xx.xx	xx.xx	xx.xx
Total	**xx.xx**	**xx.xx**	**xx.xx**	**xx.xx**	**xx.xx**	**xx.xx**	**xx.xx**

13.3. Hybrid Manufacturing

Table 247. Global Cosmetics ODM Market Size, by Hybrid Manufacturing, by Region, 2017-2032 (USD Million)

Region	2023	2024	2025	2026	2027	2032	CAGR (%)
Africa	xx.xx	xx.xx	xx.xx	xx.xx	xx.xx	xx.xx	xx.xx
Asia-Pacific	xx.xx	xx.xx	xx.xx	xx.xx	xx.xx	xx.xx	xx.xx
Europe	xx.xx	xx.xx	xx.xx	xx.xx	xx.xx	xx.xx	xx.xx
Latin America	xx.xx	xx.xx	xx.xx	xx.xx	xx.xx	xx.xx	xx.xx
Middle East	xx.xx	xx.xx	xx.xx	xx.xx	xx.xx	xx.xx	xx.xx
North America	xx.xx	xx.xx	xx.xx	xx.xx	xx.xx	xx.xx	xx.xx
Total	**xx.xx**	**xx.xx**	**xx.xx**	**xx.xx**	**xx.xx**	**xx.xx**	**xx.xx**

Table 248. Global Cosmetics ODM Market Size, by Hybrid Manufacturing, by Group, 2017-2032 (USD Million)

Group	2023	2024	2025	2026	2027	2032	CAGR (%)
ASEAN	xx.xx	xx.xx	xx.xx	xx.xx	xx.xx	xx.xx	xx.xx
BRICS	xx.xx	xx.xx	xx.xx	xx.xx	xx.xx	xx.xx	xx.xx
European Union	xx.xx	xx.xx	xx.xx	xx.xx	xx.xx	xx.xx	xx.xx
G7	xx.xx	xx.xx	xx.xx	xx.xx	xx.xx	xx.xx	xx.xx
GCC	xx.xx	xx.xx	xx.xx	xx.xx	xx.xx	xx.xx	xx.xx
NATO	xx.xx	xx.xx	xx.xx	xx.xx	xx.xx	xx.xx	xx.xx

Table 249. Global Cosmetics ODM Market Size, by Hybrid Manufacturing, by Country, 2017-2032 (USD Million)

Country	2023	2024	2025	2026	2027	2032	CAGR (%)
Australia	xx.xx	xx.xx	xx.xx	xx.xx	xx.xx	xx.xx	xx.xx
Brazil	xx.xx	xx.xx	xx.xx	xx.xx	xx.xx	xx.xx	xx.xx
Canada	xx.xx	xx.xx	xx.xx	xx.xx	xx.xx	xx.xx	xx.xx
China	xx.xx	xx.xx	xx.xx	xx.xx	xx.xx	xx.xx	xx.xx
France	xx.xx	xx.xx	xx.xx	xx.xx	xx.xx	xx.xx	xx.xx
Germany	xx.xx	xx.xx	xx.xx	xx.xx	xx.xx	xx.xx	xx.xx
India	xx.xx	xx.xx	xx.xx	xx.xx	xx.xx	xx.xx	xx.xx
Italy	xx.xx	xx.xx	xx.xx	xx.xx	xx.xx	xx.xx	xx.xx
Japan	xx.xx	xx.xx	xx.xx	xx.xx	xx.xx	xx.xx	xx.xx
Mexico	xx.xx	xx.xx	xx.xx	xx.xx	xx.xx	xx.xx	xx.xx
Russia	xx.xx	xx.xx	xx.xx	xx.xx	xx.xx	xx.xx	xx.xx
South Korea	xx.xx	xx.xx	xx.xx	xx.xx	xx.xx	xx.xx	xx.xx
Spain	xx.xx	xx.xx	xx.xx	xx.xx	xx.xx	xx.xx	xx.xx
United Kingdom	xx.xx	xx.xx	xx.xx	xx.xx	xx.xx	xx.xx	xx.xx
United States	xx.xx	xx.xx	xx.xx	xx.xx	xx.xx	xx.xx	xx.xx
Others	xx.xx	xx.xx	xx.xx	xx.xx	xx.xx	xx.xx	xx.xx
Total	**xx.xx**	**xx.xx**	**xx.xx**	**xx.xx**	**xx.xx**	**xx.xx**	**xx.xx**

14. Cosmetics ODM Market, by Procurement Channel

[illegible] Direct engagement is therefore suitable when the buyer can manage retained activities and wants closer control of the brief and approvals. Procurement teams should identify residual responsibilities before interpreting a full-service description as a complete launch solution.

Intermediary-Managed Procurement is useful when it resolves a specific sourcing or coordination gap. [illegible] The agreement should preserve manufacturer visibility and distinguish coordination authority from authority to approve products or bind the buyer.

Neither route independently allocates statutory responsibility. [illegible] An intermediary's presence is not evidence that manufacturing, destination compliance, or continuing documentation duties have transferred to it.

Figure 26. Global Cosmetics ODM Market, by Procurement Channel: Market share evolution, 2025-2032

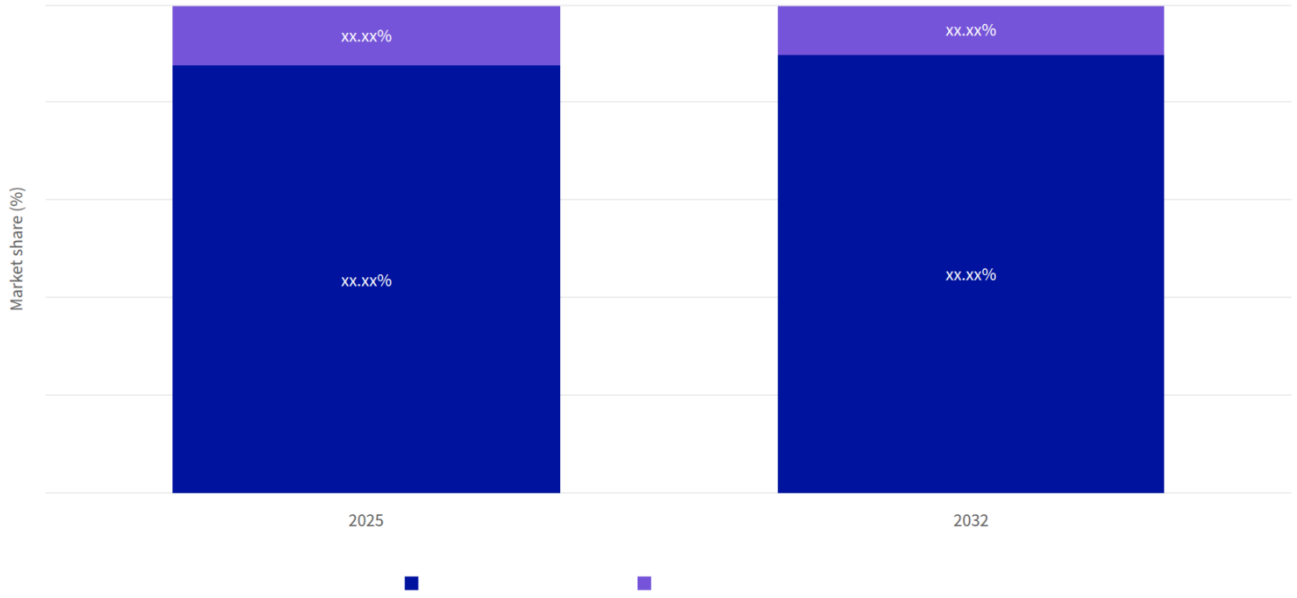

Figure 27. Global Cosmetics ODM Market, by Procurement Channel: Market size by category, 2025

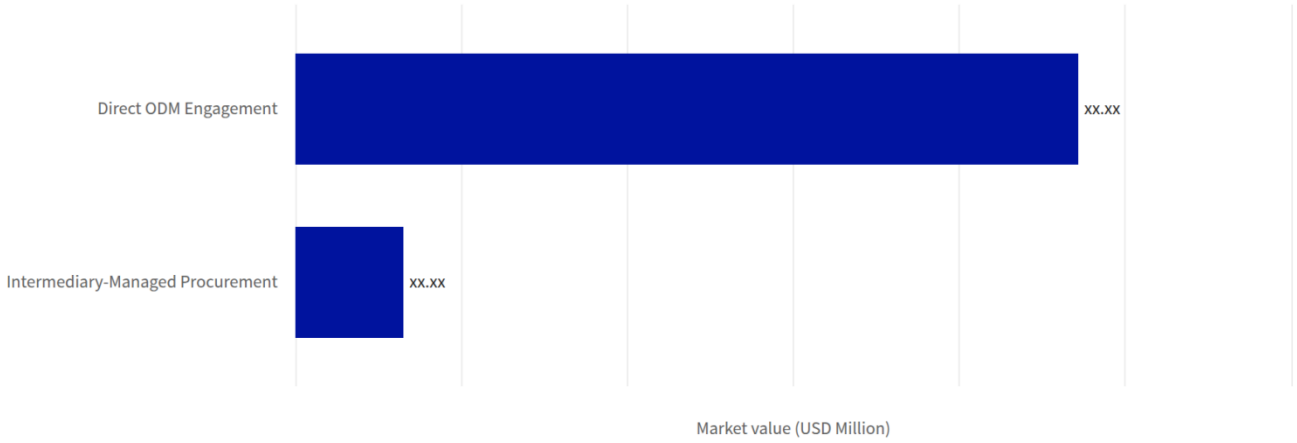

Table 250. Global Cosmetics ODM Market, by Procurement Channel growth contribution, 2025-2032

Category	2025 value (USD Million)	2032 value (USD Million)	Added value (USD Million)	2025 share (%)	2032 share (%)	Change (pp)	Growth share (%)	CAGR (%)
Direct ODM Engagement	xx.xx	xx.xx	xx.xx	xx.xx	xx.xx	xx.xx	xx.xx	xx.xx
Intermediary-Managed Procurement	xx.xx	xx.xx	xx.xx	xx.xx	xx.xx	xx.xx	xx.xx	xx.xx
Scope total	**xx.xx**	**xx.xx**	**xx.xx**	**xx.xx**	**xx.xx**	**xx.xx**	**xx.xx**	**xx.xx**

Table 251. Global Cosmetics ODM Market Size, by Procurement Channel, 2017-2032 (USD Million)

Procurement Channel	2023	2024	2025	2026	2027	2032	CAGR (%)
Direct ODM Engagement	xx.xx	xx.xx	xx.xx	xx.xx	xx.xx	xx.xx	xx.xx
Intermediary-Managed Procurement	xx.xx	xx.xx	xx.xx	xx.xx	xx.xx	xx.xx	xx.xx
Total	**xx.xx**	**xx.xx**	**xx.xx**	**xx.xx**	**xx.xx**	**xx.xx**	**xx.xx**

Sources & Evidence

1. Cosmetics Legislation - European Commission
   · EU cosmetic placement requires a designated responsible person within the EU, supporting separation of procurement route from statutory accountability. ([single-market-economy.ec.europa.eu](https://single-market-economy.ec.europa.eu/sectors/cosmetics/legislation_en))
2. Full-Service Cosmetics Services | Private Cosméticos
   · Its full-service offering excludes branding and artwork, freight, and media and marketing, supporting explicit allocation of retained activities in direct procurement. ([privatecosmeticos.com.br](https://privatecosmeticos.com.br/en/servicos))
3. The Most Common Questions About Cosmetic Development - Crescent Seoul
   · Crescent Seoul describes manufacturer matching, bilingual project management, packaging sourcing, and export documentation, while advising destination-regulation cross-checks locally. Its disclosed services support conditional selection for a buyer coordination gap. ([crescentseoul.com](https://www.crescentseoul.com/faqs))

14.1. Direct ODM Engagement

Table 252. Global Cosmetics ODM Market Size, by Direct ODM Engagement, by Region, 2017-2032 (USD Million)

Region	2023	2024	2025	2026	2027	2032	CAGR (%)
Africa	xx.xx	xx.xx	xx.xx	xx.xx	xx.xx	xx.xx	xx.xx
Asia-Pacific	xx.xx	xx.xx	xx.xx	xx.xx	xx.xx	xx.xx	xx.xx
Europe	xx.xx	xx.xx	xx.xx	xx.xx	xx.xx	xx.xx	xx.xx
Latin America	xx.xx	xx.xx	xx.xx	xx.xx	xx.xx	xx.xx	xx.xx
Middle East	xx.xx	xx.xx	xx.xx	xx.xx	xx.xx	xx.xx	xx.xx
North America	xx.xx	xx.xx	xx.xx	xx.xx	xx.xx	xx.xx	xx.xx
Total	**xx.xx**	**xx.xx**	**xx.xx**	**xx.xx**	**xx.xx**	**xx.xx**	**xx.xx**

Table 253. Global Cosmetics ODM Market Size, by Direct ODM Engagement, by Group, 2017-2032 (USD Million)

Group	2023	2024	2025	2026	2027	2032	CAGR (%)
ASEAN	xx.xx	xx.xx	xx.xx	xx.xx	xx.xx	xx.xx	xx.xx
BRICS	xx.xx	xx.xx	xx.xx	xx.xx	xx.xx	xx.xx	xx.xx
European Union	xx.xx	xx.xx	xx.xx	xx.xx	xx.xx	xx.xx	xx.xx
G7	xx.xx	xx.xx	xx.xx	xx.xx	xx.xx	xx.xx	xx.xx
GCC	xx.xx	xx.xx	xx.xx	xx.xx	xx.xx	xx.xx	xx.xx
NATO	xx.xx	xx.xx	xx.xx	xx.xx	xx.xx	xx.xx	xx.xx

Table 254. Global Cosmetics ODM Market Size, by Direct ODM Engagement, by Country, 2017-2032 (USD Million)

Country	2023	2024	2025	2026	2027	2032	CAGR (%)
Australia	xx.xx	xx.xx	xx.xx	xx.xx	xx.xx	xx.xx	xx.xx
Brazil	xx.xx	xx.xx	xx.xx	xx.xx	xx.xx	xx.xx	xx.xx
Canada	xx.xx	xx.xx	xx.xx	xx.xx	xx.xx	xx.xx	xx.xx
China	xx.xx	xx.xx	xx.xx	xx.xx	xx.xx	xx.xx	xx.xx
France	xx.xx	xx.xx	xx.xx	xx.xx	xx.xx	xx.xx	xx.xx
Germany	xx.xx	xx.xx	xx.xx	xx.xx	xx.xx	xx.xx	xx.xx
India	xx.xx	xx.xx	xx.xx	xx.xx	xx.xx	xx.xx	xx.xx
Italy	xx.xx	xx.xx	xx.xx	xx.xx	xx.xx	xx.xx	xx.xx
Japan	xx.xx	xx.xx	xx.xx	xx.xx	xx.xx	xx.xx	xx.xx
Mexico	xx.xx	xx.xx	xx.xx	xx.xx	xx.xx	xx.xx	xx.xx
Russia	xx.xx	xx.xx	xx.xx	xx.xx	xx.xx	xx.xx	xx.xx
South Korea	xx.xx	xx.xx	xx.xx	xx.xx	xx.xx	xx.xx	xx.xx
Spain	xx.xx	xx.xx	xx.xx	xx.xx	xx.xx	xx.xx	xx.xx
United Kingdom	xx.xx	xx.xx	xx.xx	xx.xx	xx.xx	xx.xx	xx.xx
United States	xx.xx	xx.xx	xx.xx	xx.xx	xx.xx	xx.xx	xx.xx
Others	xx.xx	xx.xx	xx.xx	xx.xx	xx.xx	xx.xx	xx.xx
Total	**xx.xx**	**xx.xx**	**xx.xx**	**xx.xx**	**xx.xx**	**xx.xx**	**xx.xx**

14.2. Intermediary-Managed Procurement

Table 255. Global Cosmetics ODM Market Size, by Intermediary-Managed Procurement, by Region, 2017-2032 (USD Million)

Region	2023	2024	2025	2026	2027	2032	CAGR (%)
Africa	xx.xx	xx.xx	xx.xx	xx.xx	xx.xx	xx.xx	xx.xx
Asia-Pacific	xx.xx	xx.xx	xx.xx	xx.xx	xx.xx	xx.xx	xx.xx
Europe	xx.xx	xx.xx	xx.xx	xx.xx	xx.xx	xx.xx	xx.xx
Latin America	xx.xx	xx.xx	xx.xx	xx.xx	xx.xx	xx.xx	xx.xx
Middle East	xx.xx	xx.xx	xx.xx	xx.xx	xx.xx	xx.xx	xx.xx
North America	xx.xx	xx.xx	xx.xx	xx.xx	xx.xx	xx.xx	xx.xx
Total	**xx.xx**	**xx.xx**	**xx.xx**	**xx.xx**	**xx.xx**	**xx.xx**	**xx.xx**

Table 256. Global Cosmetics ODM Market Size, by Intermediary-Managed Procurement, by Group, 2017-2032 (USD Million)

Group	2023	2024	2025	2026	2027	2032	CAGR (%)
ASEAN	xx.xx	xx.xx	xx.xx	xx.xx	xx.xx	xx.xx	xx.xx
BRICS	xx.xx	xx.xx	xx.xx	xx.xx	xx.xx	xx.xx	xx.xx
European Union	xx.xx	xx.xx	xx.xx	xx.xx	xx.xx	xx.xx	xx.xx
G7	xx.xx	xx.xx	xx.xx	xx.xx	xx.xx	xx.xx	xx.xx
GCC	xx.xx	xx.xx	xx.xx	xx.xx	xx.xx	xx.xx	xx.xx
NATO	xx.xx	xx.xx	xx.xx	xx.xx	xx.xx	xx.xx	xx.xx

Table 257. Global Cosmetics ODM Market Size, by Intermediary-Managed Procurement, by Country, 2017-2032 (USD Million)

Country	2023	2024	2025	2026	2027	2032	CAGR (%)
Australia	xx.xx	xx.xx	xx.xx	xx.xx	xx.xx	xx.xx	xx.xx
Brazil	xx.xx	xx.xx	xx.xx	xx.xx	xx.xx	xx.xx	xx.xx
Canada	xx.xx	xx.xx	xx.xx	xx.xx	xx.xx	xx.xx	xx.xx
China	xx.xx	xx.xx	xx.xx	xx.xx	xx.xx	xx.xx	xx.xx
France	xx.xx	xx.xx	xx.xx	xx.xx	xx.xx	xx.xx	xx.xx
Germany	xx.xx	xx.xx	xx.xx	xx.xx	xx.xx	xx.xx	xx.xx
India	xx.xx	xx.xx	xx.xx	xx.xx	xx.xx	xx.xx	xx.xx
Italy	xx.xx	xx.xx	xx.xx	xx.xx	xx.xx	xx.xx	xx.xx
Japan	xx.xx	xx.xx	xx.xx	xx.xx	xx.xx	xx.xx	xx.xx
Mexico	xx.xx	xx.xx	xx.xx	xx.xx	xx.xx	xx.xx	xx.xx
Russia	xx.xx	xx.xx	xx.xx	xx.xx	xx.xx	xx.xx	xx.xx
South Korea	xx.xx	xx.xx	xx.xx	xx.xx	xx.xx	xx.xx	xx.xx
Spain	xx.xx	xx.xx	xx.xx	xx.xx	xx.xx	xx.xx	xx.xx
United Kingdom	xx.xx	xx.xx	xx.xx	xx.xx	xx.xx	xx.xx	xx.xx
United States	xx.xx	xx.xx	xx.xx	xx.xx	xx.xx	xx.xx	xx.xx
Others	xx.xx	xx.xx	xx.xx	xx.xx	xx.xx	xx.xx	xx.xx
Total	**xx.xx**	**xx.xx**	**xx.xx**	**xx.xx**	**xx.xx**	**xx.xx**	**xx.xx**

15. Cosmetics ODM Market, by Target Price Tier

Target Price Tier should shape the differentiation brief, not substitute for evidence of product quality or supplier suitability. ■■■ ■■■■ ■■■■■■ ■■■ ■■■■■■■■ ■■■■■■■■■ ■■■■■■ ■■■■■■ ■■■■■■■■ ■■■ ■■■■■■■■■ ■■■■■■■■■■■■ ■■■■■■■■ ■■■ ■■■■■■■■■■■■ ■■■■■■■■■ ■■■■■■■■ ■■ ■■■■■■■■ ■■■■ ■■■■■■■■■■ ■■■■■■■■■■■■ ■■■■■■■ ■■■■■■■■■■■■■■■ ■■■■■■■■■ ■■■■■■■■■■■ ■■■■■■■■ ■■■■■■■■ ■■■■■■■■■ ■■■■■■■■ ■■■■■■■■■■■■ ■■■■■■■■ ■■■ ■■■■■■■■■■■■ ■■ ■■■■■ ■■■■■■■■■ ■■■ ■■■■■■■■■ ■■■■■■■■■ ■■■■■■■■■ ■■■■ ■■■■■■■■■■ ■■■■■■■■■ ■■■■■■■■■■■■■■■ ■■■■■■■■ ■■■ ■■■■■■■■■■■■ ■■■■ ■■■■■■■■■■■■ ■■■■ ■■■■■■■■■■■■ ■■■■■■■■■■■■ ■■■■ ■■■ ■■■■■■ ■■■■■■■■ ■■■■■■■■ ■■■■■■■■ The relevant choice is whether an existing configuration meets the approved brief or whether targeted adaptation is necessary.

Entry Prestige and Prestige require explicit positioning decisions rather than an automatic increase in development scope. Commissioners should identify the product benefit and presentation that justify the intended position, then assign claim-support and product-acceptance responsibilities. ■■■■■■■■ ■■■■■■■■ ■■■■■■■■■ ■■■■ ■■■■■■■■■■■ ■■ ■■■■■■■■■■ ■■■■■■■■■■■■■■■ ■■■■■■■■ ■■■■■■ ■■ ■■■■■■ ■■■■■■■■■ ■ ■■■■■ ■■■■■■■■■■■■ ■■■■■■ ■■■ ■■ ■■■■■■■■■■■ ■■■■■■■■■ ■■ ■ ■■■■■■■■ ■■ ■■■ ■■■■■ ■■■■ ■■■■■■■■ ■■■■■■ ■■■■■■■■■■■ ■■■■■■ ■■■■■■■■■■■ ■■■ ■■■■■■■■ ■■■■■■■■ ■■■ ■■■■■■■■■■■■ ■■■■■■■■■■■■■■■ ■■■ ■■■■■■ ■■■■■■■■■ ■■■■■■■■ ■■■■■■■■■ ■■■■■■■■■■ ■■■■■■■■■■■■■ ■■ ■■■■■■■■■■ ■■■■■ ■■ ■■■■■■■■■ ■ ■■■■■■■■■ ■■■■■■■■■■ ■■■■■■■■■■■■ ■■■■■■■ ■■■■ ■ ■■■■ ■■■■■ ■■■■■■■

■■■ ■■■■ ■■■■■■ ■■■ ■■■■■■■■■■■■ ■■■■■■■■ ■■■■■■ ■■■■■■ ■■■■■■■■ ■■■■■■■■■ ■■■■■■■■ ■■■■■■■■ ■■■■■■■■■■■ ■■■■■■■■ ■■■■■■■■■■■ ■■■ ■■■■■■■■ ■■■■■■■■■■■■ ■■■■ ■■■■■■■■■ ■■■■■■■■■■■ ■■■■■■■■■■■■■ ■■■■■■■■■■ ■■■■■■■■■ ■■ ■■■■■■ ■■■■■■ ■■■■■■■■ ■■■■■ ■■■■■■■■■ ■■■■■■■■■■■■■■■ ■■■■■■ ■■■■■■■■ ■■■■■ ■■■■■■ ■■■■■■■■ ■■■■■■■■■■■■■■■■ ■■ ■■■ ■■■■■ ■■■■■■■■ ■■■■■■■■ ■■ ■ ■■■■■■■■■ ■■■■■■■■ ■■■■■■■■■■■■ ■■■■■■■■■■ ■■■ ■■■■■■■■■ ■■■■■■■ ■■■ ■■■■■■■■■■■ ■■■■■■■■■■■■■ ■■ ■■■■■■■■■■■■ ■■■■■■■■ ■■■ ■■■■■■■■■ ■■■■■■■■■■■■ ■■ ■■■■■■■■ ■■■■■■■■ ■■■■■■■ ■■■■ ■■■■■■■ ■■■■■■■■■■ ■■■ ■■ ■■■■ ■■■■■■■■■■ Meiyume separately describes stock and custom packaging and different underlying intellectual-property arrangements. Each tier remains a qualitative positioning lens: changing the tier does not automatically change formula ownership, regulatory treatment, or the appropriate development model.

Figure 28. Global Cosmetics ODM Market, by Target Price Tier: Market share evolution, 2025-2032

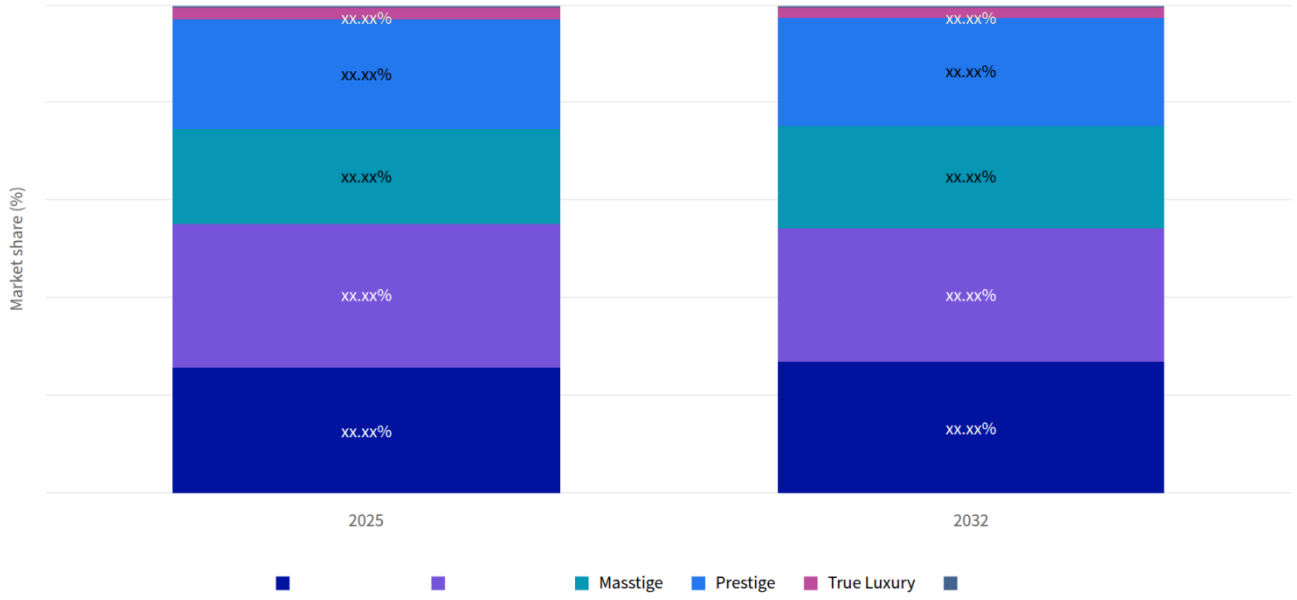

Figure 29. Global Cosmetics ODM Market, by Target Price Tier: Market size by category, 2025

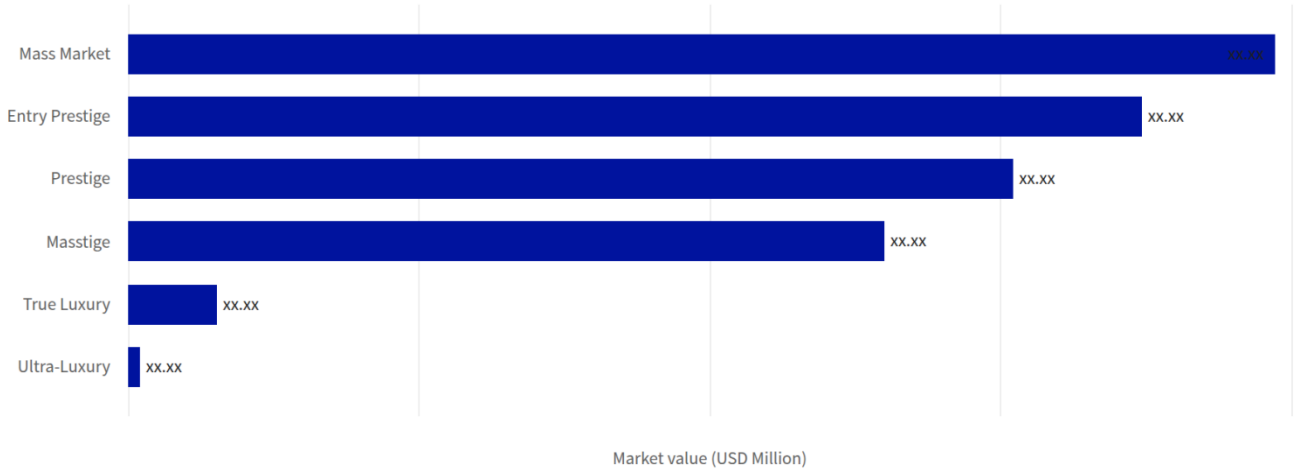

Figure 30. Global Cosmetics ODM Market, by Target Price Tier: Market size and growth, 2025-2032

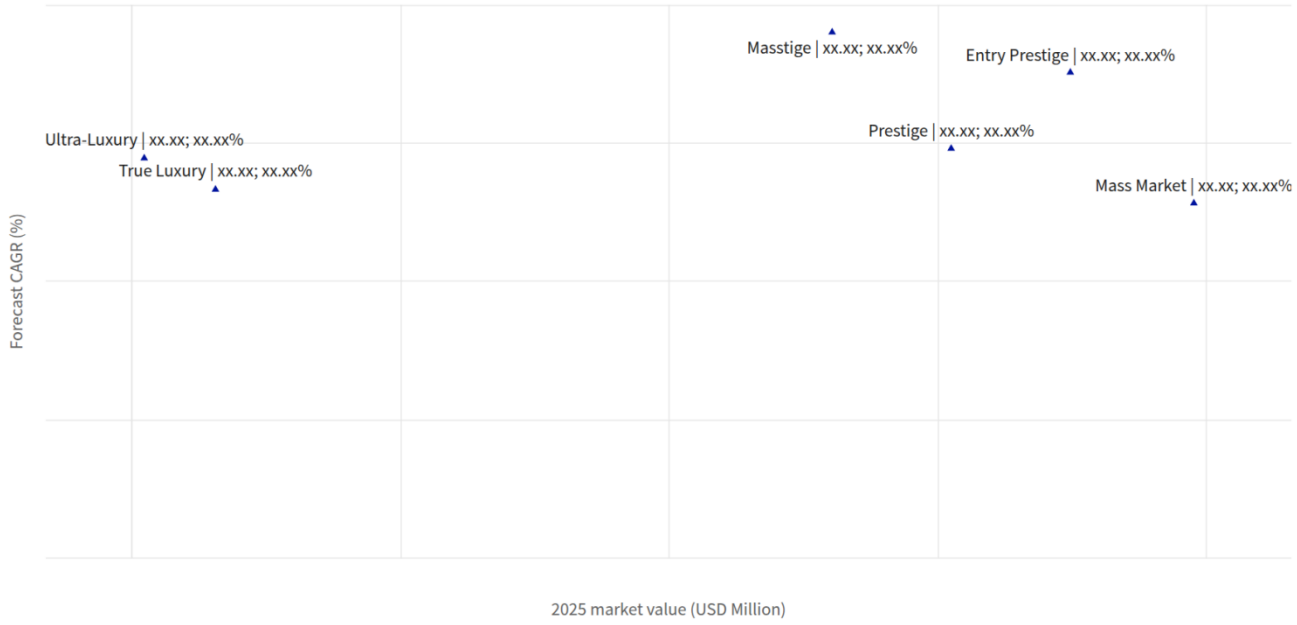

Table 258. Global Cosmetics ODM Market, by Target Price Tier growth contribution, 2025-2032

Category	2025 value (USD Million)	2032 value (USD Million)	Added value (USD Million)	2025 share (%)	2032 share (%)	Change (pp)	Growth share (%)	CAGR (%)
Entry Prestige	xx.xx	xx.xx	xx.xx	xx.xx	xx.xx	xx.xx	xx.xx	xx.xx
Mass Market	xx.xx	xx.xx	xx.xx	xx.xx	xx.xx	xx.xx	xx.xx	xx.xx
Masstige	xx.xx	xx.xx	xx.xx	xx.xx	xx.xx	xx.xx	xx.xx	xx.xx
Prestige	xx.xx	xx.xx	xx.xx	xx.xx	xx.xx	xx.xx	xx.xx	xx.xx
True Luxury	xx.xx	xx.xx	xx.xx	xx.xx	xx.xx	xx.xx	xx.xx	xx.xx
Ultra-Luxury	xx.xx	xx.xx	xx.xx	xx.xx	xx.xx	xx.xx	xx.xx	xx.xx
Scope total	**xx.xx**	**xx.xx**	**xx.xx**	**xx.xx**	**xx.xx**	**xx.xx**	**xx.xx**	**xx.xx**

Table 259. Global Cosmetics ODM Market Size, by Target Price Tier, 2017-2032 (USD Million)

Target Price Tier	2023	2024	2025	2026	2027	2032	CAGR (%)
Entry Prestige	xx.xx	xx.xx	xx.xx	xx.xx	xx.xx	xx.xx	xx.xx
Mass Market	xx.xx	xx.xx	xx.xx	xx.xx	xx.xx	xx.xx	xx.xx
Masstige	xx.xx	xx.xx	xx.xx	xx.xx	xx.xx	xx.xx	xx.xx
Prestige	xx.xx	xx.xx	xx.xx	xx.xx	xx.xx	xx.xx	xx.xx
True Luxury	xx.xx	xx.xx	xx.xx	xx.xx	xx.xx	xx.xx	xx.xx
Ultra-Luxury	xx.xx	xx.xx	xx.xx	xx.xx	xx.xx	xx.xx	xx.xx
Total	**xx.xx**	**xx.xx**	**xx.xx**	**xx.xx**	**xx.xx**	**xx.xx**	**xx.xx**

Sources & Evidence

1. Frequently Asked Questions - Meiyume
   · Meiyume offers stock packaging for masstige positioning and custom packaging against a brand brief. It distinguishes client-transferred custom-project intellectual property from supplier-retained underlying stock intellectual property. ([meiyume.com](https://meiyume.com/frequently-asked-questions/))
2. A Close Look at the Global Beauty Industry in 2025 - McKinsey
   · McKinsey's consumer-research discussion describes elevated quality, formulation, texture, and presentation in mass offerings and cross-tier purchasing. Its luxury discussion questions whether marketing distinction always represents actual product differentiation. ODM brief implications are analytical, not supplier-performance findings. ([mckinsey.com](https://www.mckinsey.com/industries/consumer-packaged-goods/our-insights/a-close-look-at-the-global-beauty-industry-in-2025))
3. State of Beauty 2025: Solving a Shifting Growth Puzzle - McKinsey
   · McKinsey's consumer findings distinguish category-specific value assessments, including serums, cleansers, and lip balms, and identify meaningful performance differentiation as a reason for selective purchasing. Applying this to customization authorization is a conditional commercial inference. ([mckinsey.com](https://www.mckinsey.com/industries/consumer-packaged-goods/our-insights/state-of-beauty-2025))

15.1. Mass Market

Table 260. Global Cosmetics ODM Market Size, by Mass Market, by Region, 2017-2032 (USD Million)

Region	2023	2024	2025	2026	2027	2032	CAGR (%)
Africa	xx.xx	xx.xx	xx.xx	xx.xx	xx.xx	xx.xx	xx.xx
Asia-Pacific	xx.xx	xx.xx	xx.xx	xx.xx	xx.xx	xx.xx	xx.xx
Europe	xx.xx	xx.xx	xx.xx	xx.xx	xx.xx	xx.xx	xx.xx
Latin America	xx.xx	xx.xx	xx.xx	xx.xx	xx.xx	xx.xx	xx.xx
Middle East	xx.xx	xx.xx	xx.xx	xx.xx	xx.xx	xx.xx	xx.xx
North America	xx.xx	xx.xx	xx.xx	xx.xx	xx.xx	xx.xx	xx.xx
Total	**xx.xx**	**xx.xx**	**xx.xx**	**xx.xx**	**xx.xx**	**xx.xx**	**xx.xx**

Table 261. Global Cosmetics ODM Market Size, by Mass Market, by Group, 2017-2032 (USD Million)

Group	2023	2024	2025	2026	2027	2032	CAGR (%)
ASEAN	xx.xx	xx.xx	xx.xx	xx.xx	xx.xx	xx.xx	xx.xx
BRICS	xx.xx	xx.xx	xx.xx	xx.xx	xx.xx	xx.xx	xx.xx
European Union	xx.xx	xx.xx	xx.xx	xx.xx	xx.xx	xx.xx	xx.xx
G7	xx.xx	xx.xx	xx.xx	xx.xx	xx.xx	xx.xx	xx.xx
GCC	xx.xx	xx.xx	xx.xx	xx.xx	xx.xx	xx.xx	xx.xx
NATO	xx.xx	xx.xx	xx.xx	xx.xx	xx.xx	xx.xx	xx.xx

Table 262. Global Cosmetics ODM Market Size, by Mass Market, by Country, 2017-2032 (USD Million)

Country	2023	2024	2025	2026	2027	2032	CAGR (%)
Australia	xx.xx	xx.xx	xx.xx	xx.xx	xx.xx	xx.xx	xx.xx
Brazil	xx.xx	xx.xx	xx.xx	xx.xx	xx.xx	xx.xx	xx.xx
Canada	xx.xx	xx.xx	xx.xx	xx.xx	xx.xx	xx.xx	xx.xx
China	xx.xx	xx.xx	xx.xx	xx.xx	xx.xx	xx.xx	xx.xx
France	xx.xx	xx.xx	xx.xx	xx.xx	xx.xx	xx.xx	xx.xx
Germany	xx.xx	xx.xx	xx.xx	xx.xx	xx.xx	xx.xx	xx.xx
India	xx.xx	xx.xx	xx.xx	xx.xx	xx.xx	xx.xx	xx.xx
Italy	xx.xx	xx.xx	xx.xx	xx.xx	xx.xx	xx.xx	xx.xx
Japan	xx.xx	xx.xx	xx.xx	xx.xx	xx.xx	xx.xx	xx.xx
Mexico	xx.xx	xx.xx	xx.xx	xx.xx	xx.xx	xx.xx	xx.xx
Russia	xx.xx	xx.xx	xx.xx	xx.xx	xx.xx	xx.xx	xx.xx
South Korea	xx.xx	xx.xx	xx.xx	xx.xx	xx.xx	xx.xx	xx.xx
Spain	xx.xx	xx.xx	xx.xx	xx.xx	xx.xx	xx.xx	xx.xx
United Kingdom	xx.xx	xx.xx	xx.xx	xx.xx	xx.xx	xx.xx	xx.xx
United States	xx.xx	xx.xx	xx.xx	xx.xx	xx.xx	xx.xx	xx.xx
Others	xx.xx	xx.xx	xx.xx	xx.xx	xx.xx	xx.xx	xx.xx
Total	**xx.xx**	**xx.xx**	**xx.xx**	**xx.xx**	**xx.xx**	**xx.xx**	**xx.xx**

15.2. Entry Prestige

Table 263. Global Cosmetics ODM Market Size, by Entry Prestige, by Region, 2017-2032 (USD Million)

Region	2023	2024	2025	2026	2027	2032	CAGR (%)
Africa	xx.xx	xx.xx	xx.xx	xx.xx	xx.xx	xx.xx	xx.xx
Asia-Pacific	xx.xx	xx.xx	xx.xx	xx.xx	xx.xx	xx.xx	xx.xx
Europe	xx.xx	xx.xx	xx.xx	xx.xx	xx.xx	xx.xx	xx.xx
Latin America	xx.xx	xx.xx	xx.xx	xx.xx	xx.xx	xx.xx	xx.xx
Middle East	xx.xx	xx.xx	xx.xx	xx.xx	xx.xx	xx.xx	xx.xx
North America	xx.xx	xx.xx	xx.xx	xx.xx	xx.xx	xx.xx	xx.xx
Total	**xx.xx**	**xx.xx**	**xx.xx**	**xx.xx**	**xx.xx**	**xx.xx**	**xx.xx**

Table 264. Global Cosmetics ODM Market Size, by Entry Prestige, by Group, 2017-2032 (USD Million)

Group	2023	2024	2025	2026	2027	2032	CAGR (%)
ASEAN	xx.xx	xx.xx	xx.xx	xx.xx	xx.xx	xx.xx	xx.xx
BRICS	xx.xx	xx.xx	xx.xx	xx.xx	xx.xx	xx.xx	xx.xx
European Union	xx.xx	xx.xx	xx.xx	xx.xx	xx.xx	xx.xx	xx.xx
G7	xx.xx	xx.xx	xx.xx	xx.xx	xx.xx	xx.xx	xx.xx
GCC	xx.xx	xx.xx	xx.xx	xx.xx	xx.xx	xx.xx	xx.xx
NATO	xx.xx	xx.xx	xx.xx	xx.xx	xx.xx	xx.xx	xx.xx

Table 265. Global Cosmetics ODM Market Size, by Entry Prestige, by Country, 2017-2032 (USD Million)

Country	2023	2024	2025	2026	2027	2032	CAGR (%)
Australia	xx.xx	xx.xx	xx.xx	xx.xx	xx.xx	xx.xx	xx.xx
Brazil	xx.xx	xx.xx	xx.xx	xx.xx	xx.xx	xx.xx	xx.xx
Canada	xx.xx	xx.xx	xx.xx	xx.xx	xx.xx	xx.xx	xx.xx
China	xx.xx	xx.xx	xx.xx	xx.xx	xx.xx	xx.xx	xx.xx
France	xx.xx	xx.xx	xx.xx	xx.xx	xx.xx	xx.xx	xx.xx
Germany	xx.xx	xx.xx	xx.xx	xx.xx	xx.xx	xx.xx	xx.xx
India	xx.xx	xx.xx	xx.xx	xx.xx	xx.xx	xx.xx	xx.xx
Italy	xx.xx	xx.xx	xx.xx	xx.xx	xx.xx	xx.xx	xx.xx
Japan	xx.xx	xx.xx	xx.xx	xx.xx	xx.xx	xx.xx	xx.xx
Mexico	xx.xx	xx.xx	xx.xx	xx.xx	xx.xx	xx.xx	xx.xx
Russia	xx.xx	xx.xx	xx.xx	xx.xx	xx.xx	xx.xx	xx.xx
South Korea	xx.xx	xx.xx	xx.xx	xx.xx	xx.xx	xx.xx	xx.xx
Spain	xx.xx	xx.xx	xx.xx	xx.xx	xx.xx	xx.xx	xx.xx
United Kingdom	xx.xx	xx.xx	xx.xx	xx.xx	xx.xx	xx.xx	xx.xx
United States	xx.xx	xx.xx	xx.xx	xx.xx	xx.xx	xx.xx	xx.xx
Others	xx.xx	xx.xx	xx.xx	xx.xx	xx.xx	xx.xx	xx.xx
Total	**xx.xx**	**xx.xx**	**xx.xx**	**xx.xx**	**xx.xx**	**xx.xx**	**xx.xx**

15.3. Prestige

Table 266. Global Cosmetics ODM Market Size, by Prestige, by Region, 2017-2032 (USD Million)

Region	2023	2024	2025	2026	2027	2032	CAGR (%)
Africa	xx.xx	xx.xx	xx.xx	xx.xx	xx.xx	xx.xx	xx.xx
Asia-Pacific	xx.xx	xx.xx	xx.xx	xx.xx	xx.xx	xx.xx	xx.xx
Europe	xx.xx	xx.xx	xx.xx	xx.xx	xx.xx	xx.xx	xx.xx
Latin America	xx.xx	xx.xx	xx.xx	xx.xx	xx.xx	xx.xx	xx.xx
Middle East	xx.xx	xx.xx	xx.xx	xx.xx	xx.xx	xx.xx	xx.xx
North America	xx.xx	xx.xx	xx.xx	xx.xx	xx.xx	xx.xx	xx.xx
Total	**xx.xx**	**xx.xx**	**xx.xx**	**xx.xx**	**xx.xx**	**xx.xx**	**xx.xx**

Table 267. Global Cosmetics ODM Market Size, by Prestige, by Group, 2017-2032 (USD Million)

Group	2023	2024	2025	2026	2027	2032	CAGR (%)
ASEAN	xx.xx	xx.xx	xx.xx	xx.xx	xx.xx	xx.xx	xx.xx
BRICS	xx.xx	xx.xx	xx.xx	xx.xx	xx.xx	xx.xx	xx.xx
European Union	xx.xx	xx.xx	xx.xx	xx.xx	xx.xx	xx.xx	xx.xx
G7	xx.xx	xx.xx	xx.xx	xx.xx	xx.xx	xx.xx	xx.xx
GCC	xx.xx	xx.xx	xx.xx	xx.xx	xx.xx	xx.xx	xx.xx
NATO	xx.xx	xx.xx	xx.xx	xx.xx	xx.xx	xx.xx	xx.xx

Table 268. Global Cosmetics ODM Market Size, by Prestige, by Country, 2017-2032 (USD Million)

Country	2023	2024	2025	2026	2027	2032	CAGR (%)
Australia	xx.xx	xx.xx	xx.xx	xx.xx	xx.xx	xx.xx	xx.xx
Brazil	xx.xx	xx.xx	xx.xx	xx.xx	xx.xx	xx.xx	xx.xx
Canada	xx.xx	xx.xx	xx.xx	xx.xx	xx.xx	xx.xx	xx.xx
China	xx.xx	xx.xx	xx.xx	xx.xx	xx.xx	xx.xx	xx.xx
France	xx.xx	xx.xx	xx.xx	xx.xx	xx.xx	xx.xx	xx.xx
Germany	xx.xx	xx.xx	xx.xx	xx.xx	xx.xx	xx.xx	xx.xx
India	xx.xx	xx.xx	xx.xx	xx.xx	xx.xx	xx.xx	xx.xx
Italy	xx.xx	xx.xx	xx.xx	xx.xx	xx.xx	xx.xx	xx.xx
Japan	xx.xx	xx.xx	xx.xx	xx.xx	xx.xx	xx.xx	xx.xx
Mexico	xx.xx	xx.xx	xx.xx	xx.xx	xx.xx	xx.xx	xx.xx
Russia	xx.xx	xx.xx	xx.xx	xx.xx	xx.xx	xx.xx	xx.xx
South Korea	xx.xx	xx.xx	xx.xx	xx.xx	xx.xx	xx.xx	xx.xx
Spain	xx.xx	xx.xx	xx.xx	xx.xx	xx.xx	xx.xx	xx.xx
United Kingdom	xx.xx	xx.xx	xx.xx	xx.xx	xx.xx	xx.xx	xx.xx
United States	xx.xx	xx.xx	xx.xx	xx.xx	xx.xx	xx.xx	xx.xx
Others	xx.xx	xx.xx	xx.xx	xx.xx	xx.xx	xx.xx	xx.xx
Total	**xx.xx**	**xx.xx**	**xx.xx**	**xx.xx**	**xx.xx**	**xx.xx**	**xx.xx**

15.4. Masstige

Table 269. Global Cosmetics ODM Market Size, by Masstige, by Region, 2017-2032 (USD Million)

Region	2023	2024	2025	2026	2027	2032	CAGR (%)
Africa	xx.xx	xx.xx	xx.xx	xx.xx	xx.xx	xx.xx	xx.xx
Asia-Pacific	xx.xx	xx.xx	xx.xx	xx.xx	xx.xx	xx.xx	xx.xx
Europe	xx.xx	xx.xx	xx.xx	xx.xx	xx.xx	xx.xx	xx.xx
Latin America	xx.xx	xx.xx	xx.xx	xx.xx	xx.xx	xx.xx	xx.xx
Middle East	xx.xx	xx.xx	xx.xx	xx.xx	xx.xx	xx.xx	xx.xx
North America	xx.xx	xx.xx	xx.xx	xx.xx	xx.xx	xx.xx	xx.xx
Total	**xx.xx**	**xx.xx**	**xx.xx**	**xx.xx**	**xx.xx**	**xx.xx**	**xx.xx**

Table 270. Global Cosmetics ODM Market Size, by Masstige, by Group, 2017-2032 (USD Million)

Group	2023	2024	2025	2026	2027	2032	CAGR (%)
ASEAN	xx.xx	xx.xx	xx.xx	xx.xx	xx.xx	xx.xx	xx.xx
BRICS	xx.xx	xx.xx	xx.xx	xx.xx	xx.xx	xx.xx	xx.xx
European Union	xx.xx	xx.xx	xx.xx	xx.xx	xx.xx	xx.xx	xx.xx
G7	xx.xx	xx.xx	xx.xx	xx.xx	xx.xx	xx.xx	xx.xx
GCC	xx.xx	xx.xx	xx.xx	xx.xx	xx.xx	xx.xx	xx.xx
NATO	xx.xx	xx.xx	xx.xx	xx.xx	xx.xx	xx.xx	xx.xx

Table 271. Global Cosmetics ODM Market Size, by Masstige, by Country, 2017-2032 (USD Million)

Country	2023	2024	2025	2026	2027	2032	CAGR (%)
Australia	xx.xx	xx.xx	xx.xx	xx.xx	xx.xx	xx.xx	xx.xx
Brazil	xx.xx	xx.xx	xx.xx	xx.xx	xx.xx	xx.xx	xx.xx
Canada	xx.xx	xx.xx	xx.xx	xx.xx	xx.xx	xx.xx	xx.xx
China	xx.xx	xx.xx	xx.xx	xx.xx	xx.xx	xx.xx	xx.xx
France	xx.xx	xx.xx	xx.xx	xx.xx	xx.xx	xx.xx	xx.xx
Germany	xx.xx	xx.xx	xx.xx	xx.xx	xx.xx	xx.xx	xx.xx
India	xx.xx	xx.xx	xx.xx	xx.xx	xx.xx	xx.xx	xx.xx
Italy	xx.xx	xx.xx	xx.xx	xx.xx	xx.xx	xx.xx	xx.xx
Japan	xx.xx	xx.xx	xx.xx	xx.xx	xx.xx	xx.xx	xx.xx
Mexico	xx.xx	xx.xx	xx.xx	xx.xx	xx.xx	xx.xx	xx.xx
Russia	xx.xx	xx.xx	xx.xx	xx.xx	xx.xx	xx.xx	xx.xx
South Korea	xx.xx	xx.xx	xx.xx	xx.xx	xx.xx	xx.xx	xx.xx
Spain	xx.xx	xx.xx	xx.xx	xx.xx	xx.xx	xx.xx	xx.xx
United Kingdom	xx.xx	xx.xx	xx.xx	xx.xx	xx.xx	xx.xx	xx.xx
United States	xx.xx	xx.xx	xx.xx	xx.xx	xx.xx	xx.xx	xx.xx
Others	xx.xx	xx.xx	xx.xx	xx.xx	xx.xx	xx.xx	xx.xx
Total	**xx.xx**	**xx.xx**	**xx.xx**	**xx.xx**	**xx.xx**	**xx.xx**	**xx.xx**

15.5. True Luxury

Table 272. Global Cosmetics ODM Market Size, by True Luxury, by Region, 2017-2032 (USD Million)

Region	2023	2024	2025	2026	2027	2032	CAGR (%)
Africa	xx.xx	xx.xx	xx.xx	xx.xx	xx.xx	xx.xx	xx.xx
Asia-Pacific	xx.xx	xx.xx	xx.xx	xx.xx	xx.xx	xx.xx	xx.xx
Europe	xx.xx	xx.xx	xx.xx	xx.xx	xx.xx	xx.xx	xx.xx
Latin America	xx.xx	xx.xx	xx.xx	xx.xx	xx.xx	xx.xx	xx.xx
Middle East	xx.xx	xx.xx	xx.xx	xx.xx	xx.xx	xx.xx	xx.xx
North America	xx.xx	xx.xx	xx.xx	xx.xx	xx.xx	xx.xx	xx.xx
Total	**xx.xx**	**xx.xx**	**xx.xx**	**xx.xx**	**xx.xx**	**xx.xx**	**xx.xx**

Table 273. Global Cosmetics ODM Market Size, by True Luxury, by Group, 2017-2032 (USD Million)

Group	2023	2024	2025	2026	2027	2032	CAGR (%)
ASEAN	xx.xx	xx.xx	xx.xx	xx.xx	xx.xx	xx.xx	xx.xx
BRICS	xx.xx	xx.xx	xx.xx	xx.xx	xx.xx	xx.xx	xx.xx
European Union	xx.xx	xx.xx	xx.xx	xx.xx	xx.xx	xx.xx	xx.xx
G7	xx.xx	xx.xx	xx.xx	xx.xx	xx.xx	xx.xx	xx.xx
GCC	xx.xx	xx.xx	xx.xx	xx.xx	xx.xx	xx.xx	xx.xx
NATO	xx.xx	xx.xx	xx.xx	xx.xx	xx.xx	xx.xx	xx.xx

Table 274. Global Cosmetics ODM Market Size, by True Luxury, by Country, 2017-2032 (USD Million)

Country	2023	2024	2025	2026	2027	2032	CAGR (%)
Australia	xx.xx	xx.xx	xx.xx	xx.xx	xx.xx	xx.xx	xx.xx
Brazil	xx.xx	xx.xx	xx.xx	xx.xx	xx.xx	xx.xx	xx.xx
Canada	xx.xx	xx.xx	xx.xx	xx.xx	xx.xx	xx.xx	xx.xx
China	xx.xx	xx.xx	xx.xx	xx.xx	xx.xx	xx.xx	xx.xx
France	xx.xx	xx.xx	xx.xx	xx.xx	xx.xx	xx.xx	xx.xx
Germany	xx.xx	xx.xx	xx.xx	xx.xx	xx.xx	xx.xx	xx.xx
India	xx.xx	xx.xx	xx.xx	xx.xx	xx.xx	xx.xx	xx.xx
Italy	xx.xx	xx.xx	xx.xx	xx.xx	xx.xx	xx.xx	xx.xx
Japan	xx.xx	xx.xx	xx.xx	xx.xx	xx.xx	xx.xx	xx.xx
Mexico	xx.xx	xx.xx	xx.xx	xx.xx	xx.xx	xx.xx	xx.xx
Russia	xx.xx	xx.xx	xx.xx	xx.xx	xx.xx	xx.xx	xx.xx
South Korea	xx.xx	xx.xx	xx.xx	xx.xx	xx.xx	xx.xx	xx.xx
Spain	xx.xx	xx.xx	xx.xx	xx.xx	xx.xx	xx.xx	xx.xx
United Kingdom	xx.xx	xx.xx	xx.xx	xx.xx	xx.xx	xx.xx	xx.xx
United States	xx.xx	xx.xx	xx.xx	xx.xx	xx.xx	xx.xx	xx.xx
Others	xx.xx	xx.xx	xx.xx	xx.xx	xx.xx	xx.xx	xx.xx
Total	**xx.xx**	**xx.xx**	**xx.xx**	**xx.xx**	**xx.xx**	**xx.xx**	**xx.xx**

15.6. Ultra-Luxury

Table 275. Global Cosmetics ODM Market Size, by Ultra-Luxury, by Region, 2017-2032 (USD Million)

Region	2023	2024	2025	2026	2027	2032	CAGR (%)
Africa	xx.xx	xx.xx	xx.xx	xx.xx	xx.xx	xx.xx	xx.xx
Asia-Pacific	xx.xx	xx.xx	xx.xx	xx.xx	xx.xx	xx.xx	xx.xx
Europe	xx.xx	xx.xx	xx.xx	xx.xx	xx.xx	xx.xx	xx.xx
Latin America	xx.xx	xx.xx	xx.xx	xx.xx	xx.xx	xx.xx	xx.xx
Middle East	xx.xx	xx.xx	xx.xx	xx.xx	xx.xx	xx.xx	xx.xx
North America	xx.xx	xx.xx	xx.xx	xx.xx	xx.xx	xx.xx	xx.xx
Total	**xx.xx**	**xx.xx**	**xx.xx**	**xx.xx**	**xx.xx**	**xx.xx**	**xx.xx**

Table 276. Global Cosmetics ODM Market Size, by Ultra-Luxury, by Group, 2017-2032 (USD Million)

Group	2023	2024	2025	2026	2027	2032	CAGR (%)
ASEAN	xx.xx	xx.xx	xx.xx	xx.xx	xx.xx	xx.xx	xx.xx
BRICS	xx.xx	xx.xx	xx.xx	xx.xx	xx.xx	xx.xx	xx.xx
European Union	xx.xx	xx.xx	xx.xx	xx.xx	xx.xx	xx.xx	xx.xx
G7	xx.xx	xx.xx	xx.xx	xx.xx	xx.xx	xx.xx	xx.xx
GCC	xx.xx	xx.xx	xx.xx	xx.xx	xx.xx	xx.xx	xx.xx
NATO	xx.xx	xx.xx	xx.xx	xx.xx	xx.xx	xx.xx	xx.xx

Table 277. Global Cosmetics ODM Market Size, by Ultra-Luxury, by Country, 2017-2032 (USD Million)

Country	2023	2024	2025	2026	2027	2032	CAGR (%)
Australia	xx.xx	xx.xx	xx.xx	xx.xx	xx.xx	xx.xx	xx.xx
Brazil	xx.xx	xx.xx	xx.xx	xx.xx	xx.xx	xx.xx	xx.xx
Canada	xx.xx	xx.xx	xx.xx	xx.xx	xx.xx	xx.xx	xx.xx
China	xx.xx	xx.xx	xx.xx	xx.xx	xx.xx	xx.xx	xx.xx
France	xx.xx	xx.xx	xx.xx	xx.xx	xx.xx	xx.xx	xx.xx
Germany	xx.xx	xx.xx	xx.xx	xx.xx	xx.xx	xx.xx	xx.xx
India	xx.xx	xx.xx	xx.xx	xx.xx	xx.xx	xx.xx	xx.xx
Italy	xx.xx	xx.xx	xx.xx	xx.xx	xx.xx	xx.xx	xx.xx
Japan	xx.xx	xx.xx	xx.xx	xx.xx	xx.xx	xx.xx	xx.xx
Mexico	xx.xx	xx.xx	xx.xx	xx.xx	xx.xx	xx.xx	xx.xx
Russia	xx.xx	xx.xx	xx.xx	xx.xx	xx.xx	xx.xx	xx.xx
South Korea	xx.xx	xx.xx	xx.xx	xx.xx	xx.xx	xx.xx	xx.xx
Spain	xx.xx	xx.xx	xx.xx	xx.xx	xx.xx	xx.xx	xx.xx
United Kingdom	xx.xx	xx.xx	xx.xx	xx.xx	xx.xx	xx.xx	xx.xx
United States	xx.xx	xx.xx	xx.xx	xx.xx	xx.xx	xx.xx	xx.xx
Others	xx.xx	xx.xx	xx.xx	xx.xx	xx.xx	xx.xx	xx.xx
Total	**xx.xx**	**xx.xx**	**xx.xx**	**xx.xx**	**xx.xx**	**xx.xx**	**xx.xx**

16. Cosmetics ODM Market, by Development Model

Development Model determines what the commissioner is asking the ODM to originate or change. Catalog Formula Adoption uses an existing supplier-developed foundation. ■■■■■■ ■■■■■■■■■■■■■ ■■■■■■■■■ ■■■■ ■■■■■■■■■■■■■ ■■■■■ ■■■ ■■■■■■■ ■■■■ ■■■■■■■■■■■■■ ■■■■■■■■ ■■■■■■■■■■■ ■■ ■■■■■■■■■ ■ ■■■■■■■■ ■■■■■■■■ ■■■■■■■ ■■■■■■■■ ■■ ■■■■■■■■ ■■■■ ■■■ ■■■■■■■■ ■■■■■■■■ ■■■■■ ■■■ ■■■■■■■ ■■■■■■■ ■■■■■ ■■■ ■■■■■■ ■■■■■■■■■■■ ■■■ ■■■■■■■■■■■ ■■ ■■■■■■■ ■■■ ■■■■ ■■ ■■■■■■■■■ ■■■■■ ■■■■■■■ ■■■■■■■■ ■■■ ■■■■ ■■■ ■■■■■■■ ■■■■■■■■ ■■ ■■■■■■■■■ ■■■■■■■■■■ ■■■■■■■ ■■ ■■■■■■■■■■■ ■■■■■

■■■■■■■■ ■■■■■■■ ■■■■■■■■■■ ■■ ■ ■■■■■■■■■ ■■■■■■■■■■ ■■■■ ■■■■■■ ■■■■■■■■■ ■■■■■■■■ ■■ ■■■ ■■■■■■■■■■■■ ■■■■ ■■■■■■ ■■■■ ■■■■■■■■■ ■■■■■■■■■■■ ■■■■■■■■ ■■■■ ■■■■■■■ ■■■■■■■■ ■■■■■■■ ■■ ■■■■■ ■■■■■■■■■ ■■■■■■ ■■■■■■ ■■■■■■■■ ■■■ ■■■■■■ ■■■■■■■■■■■■ ■■■■■■■■■■■■ ■■■ ■■■■■■ ■■■■■■■ ■■■■■■ ■■■■ ■■■■■■■■ ■■■■■ ■■■■■■■■■ ■■ ■■■■■■■■ ■■■■■■■■■■ ■■ ■■■■■■■ ■■■■■■■■■■■■ This route is appropriate when targeted changes can satisfy the brief without requiring an entirely new foundation. Its limitation is the permitted scope of modification; the commissioner should reconfirm acceptance of the changed offering rather than assume that the original product's suitability carries forward unchanged.

Custom Formula Development is justified when available foundations and permitted adaptations cannot meet the required differentiation. Formula xx.xx describes original development against a brand-specific brief through manufactured supply, while its library service directs deeper changes toward a different development engagement. ■■■■ ■■■■■■■■■■ ■■ ■ ■■■■■■■■■ ■■■■■■■■■■■■ ■■■■■■■■ ■■■■■■■■■ ■■■■■■ ■■■■ ■■■■ ■ ■■■■■■■■■ ■■■■■■■■■■■ ■■■■■■■ ■■■ ■■■■■■■■ ■■■■■■■■■■ ■■■■■■■■■■ ■■■ ■■■ ■■■■■ ■■■ ■■■■■■■ ■■■■■■■■■■■■■■■■ ■■■■■■■■■■ ■■■ ■■■■■■■■■■ ■■■ ■■■■■■■■■■ ■■ ■■■■■■■■ ■■■■■■■■■■■ ■■■ ■■■■■■■■■■■■ ■■■■■ ■■■■■■■ ■■■■■■■■■ ■■■■■■■ ■■■■■■■■■■ ■■■ ■■■■■■■■■■■ ■■ ■■ ■■■■■■■■■ ■■■■■■■■ ■■■■■■■■■■■■■ ■■■■ ■■■ ■■ ■■■■■■ ■■■■■■■■■■■■ ■■ ■■■ ■■■■■■■■■■■ ■■■■■■■■■■■■■

Figure 31. Global Cosmetics ODM Market, by Development Model: Market share evolution, 2025-2032

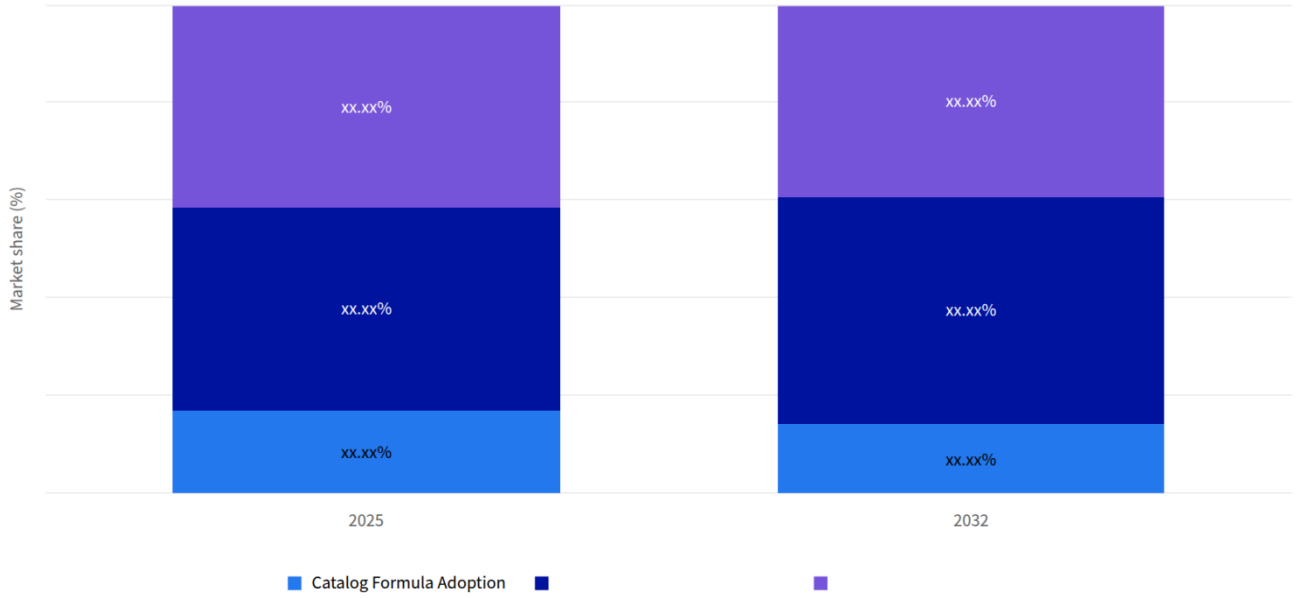

Figure 32. Global Cosmetics ODM Market, by Development Model: Market size by category, 2025

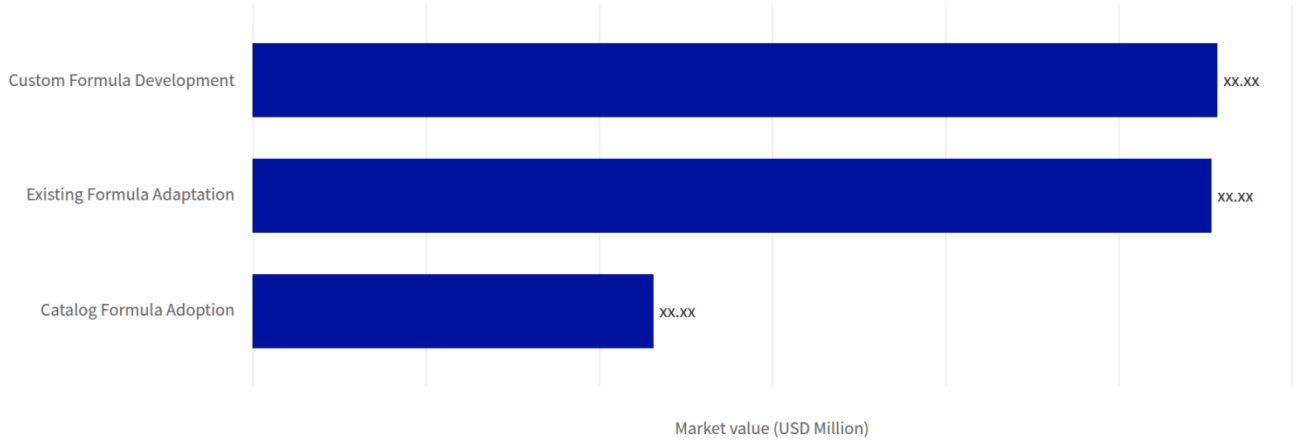

Figure 33. Global Cosmetics ODM Market, by Development Model: Market size and growth, 2025-2032

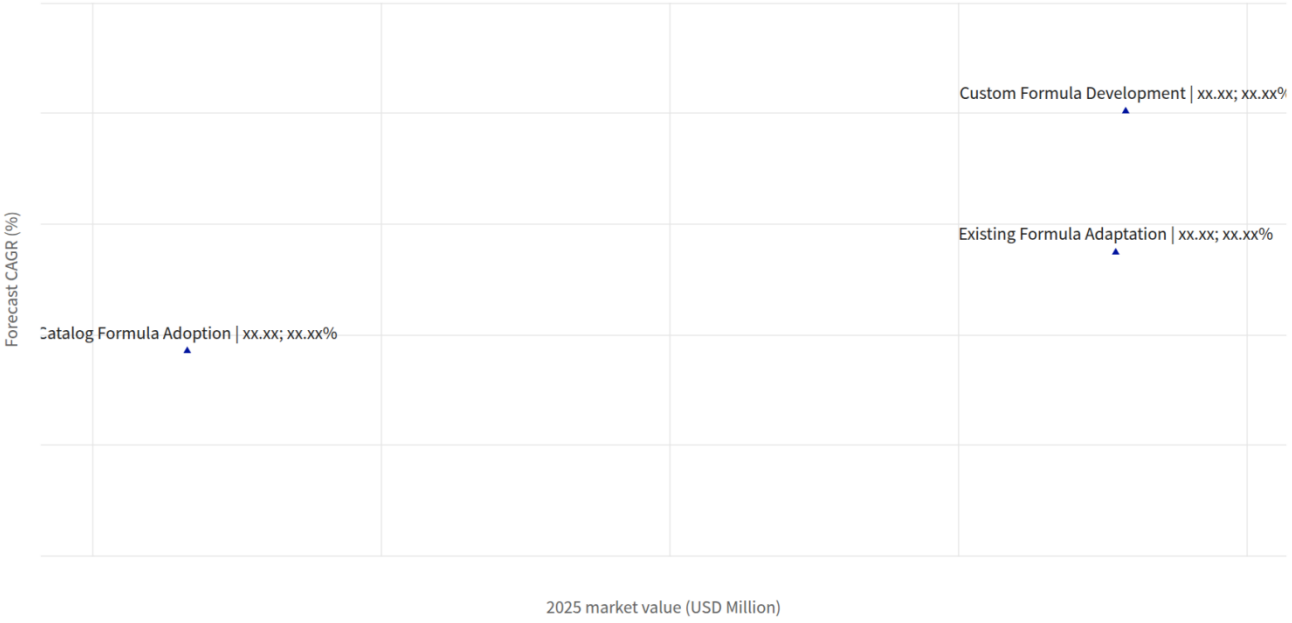

Table 278. Global Cosmetics ODM Market, by Development Model growth contribution, 2025-2032

Category	2025 value (USD Million)	2032 value (USD Million)	Added value (USD Million)	2025 share (%)	2032 share (%)	Change (pp)	Growth share (%)	CAGR (%)
Catalog Formula Adoption	xx.xx	xx.xx	xx.xx	xx.xx	xx.xx	xx.xx	xx.xx	xx.xx
Custom Formula Development	xx.xx	xx.xx	xx.xx	xx.xx	xx.xx	xx.xx	xx.xx	xx.xx
Existing Formula Adaptation	xx.xx	xx.xx	xx.xx	xx.xx	xx.xx	xx.xx	xx.xx	xx.xx
Scope total	**xx.xx**	**xx.xx**	**xx.xx**	**xx.xx**	**xx.xx**	**xx.xx**	**xx.xx**	**xx.xx**

Table 279. Global Cosmetics ODM Market Size, by Development Model, 2017-2032 (USD Million)

Development Model	2023	2024	2025	2026	2027	2032	CAGR (%)
Catalog Formula Adoption	xx.xx	xx.xx	xx.xx	xx.xx	xx.xx	xx.xx	xx.xx
Custom Formula Development	xx.xx	xx.xx	xx.xx	xx.xx	xx.xx	xx.xx	xx.xx
Existing Formula Adaptation	xx.xx	xx.xx	xx.xx	xx.xx	xx.xx	xx.xx	xx.xx
Total	**xx.xx**	**xx.xx**	**xx.xx**	**xx.xx**	**xx.xx**	**xx.xx**	**xx.xx**

Sources & Evidence

1. Private Label Skincare Manufacturer | Formula 117
   · Formula xx.xx describes limited library-formula customization and directs deeper changes toward a different development engagement, supporting a brief-specific escalation trigger. ([formula117.com](https://www.formula117.com/services/private-label-skincare))
2. Custom Formula Development for Cosmetics - Formula 117
   · Formula xx.xx describes original development against a brand-specific brief through manufactured supply. Selecting this route when existing options cannot meet required differences is a conditional recommendation. ([formula117.com](https://www.formula117.com/services/custom-formula-development))
3. Hydrox Laboratories - Private Label Quotation Request
   · Hydrox's quotation form separately identifies use of a Hydrox formula, a customer formula, and supplier development. These choices support distinguishing existing-formula adoption from supplier origination; the customer-formula option alone does not establish development contribution. ([hydroxlabs.com](https://www.hydroxlabs.com/images/pdf/PrivateLabelQuotationRequest.pdf))
4. Skincare Manufacturer Capabilities | Private Label | Next Beauty Labs
   · Next Beauty Labs describes semi-custom services modifying selected elements of stock formulas. This establishes an adaptation offering, not independent proof of its claimed customer outcomes or universal adaptation boundaries. ([nextbeautylabs.com](https://nextbeautylabs.com/pages/skin-care-manufacturer-capabilities))

16.1. Custom Formula Development

Table 280. Global Cosmetics ODM Market Size, by Custom Formula Development, by Region, 2017-2032 (USD Million)

Region	2023	2024	2025	2026	2027	2032	CAGR (%)
Africa	xx.xx	xx.xx	xx.xx	xx.xx	xx.xx	xx.xx	xx.xx
Asia-Pacific	xx.xx	xx.xx	xx.xx	xx.xx	xx.xx	xx.xx	xx.xx
Europe	xx.xx	xx.xx	xx.xx	xx.xx	xx.xx	xx.xx	xx.xx
Latin America	xx.xx	xx.xx	xx.xx	xx.xx	xx.xx	xx.xx	xx.xx
Middle East	xx.xx	xx.xx	xx.xx	xx.xx	xx.xx	xx.xx	xx.xx
North America	xx.xx	xx.xx	xx.xx	xx.xx	xx.xx	xx.xx	xx.xx
Total	**xx.xx**	**xx.xx**	**xx.xx**	**xx.xx**	**xx.xx**	**xx.xx**	**xx.xx**

Table 281. Global Cosmetics ODM Market Size, by Custom Formula Development, by Group, 2017-2032 (USD Million)

Group	2023	2024	2025	2026	2027	2032	CAGR (%)
ASEAN	xx.xx	xx.xx	xx.xx	xx.xx	xx.xx	xx.xx	xx.xx
BRICS	xx.xx	xx.xx	xx.xx	xx.xx	xx.xx	xx.xx	xx.xx
European Union	xx.xx	xx.xx	xx.xx	xx.xx	xx.xx	xx.xx	xx.xx
G7	xx.xx	xx.xx	xx.xx	xx.xx	xx.xx	xx.xx	xx.xx
GCC	xx.xx	xx.xx	xx.xx	xx.xx	xx.xx	xx.xx	xx.xx
NATO	xx.xx	xx.xx	xx.xx	xx.xx	xx.xx	xx.xx	xx.xx

Table 282. Global Cosmetics ODM Market Size, by Custom Formula Development, by Country, 2017-2032 (USD Million)

Country	2023	2024	2025	2026	2027	2032	CAGR (%)
Australia	xx.xx	xx.xx	xx.xx	xx.xx	xx.xx	xx.xx	xx.xx
Brazil	xx.xx	xx.xx	xx.xx	xx.xx	xx.xx	xx.xx	xx.xx
Canada	xx.xx	xx.xx	xx.xx	xx.xx	xx.xx	xx.xx	xx.xx
China	xx.xx	xx.xx	xx.xx	xx.xx	xx.xx	xx.xx	xx.xx
France	xx.xx	xx.xx	xx.xx	xx.xx	xx.xx	xx.xx	xx.xx
Germany	xx.xx	xx.xx	xx.xx	xx.xx	xx.xx	xx.xx	xx.xx
India	xx.xx	xx.xx	xx.xx	xx.xx	xx.xx	xx.xx	xx.xx
Italy	xx.xx	xx.xx	xx.xx	xx.xx	xx.xx	xx.xx	xx.xx
Japan	xx.xx	xx.xx	xx.xx	xx.xx	xx.xx	xx.xx	xx.xx
Mexico	xx.xx	xx.xx	xx.xx	xx.xx	xx.xx	xx.xx	xx.xx
Russia	xx.xx	xx.xx	xx.xx	xx.xx	xx.xx	xx.xx	xx.xx
South Korea	xx.xx	xx.xx	xx.xx	xx.xx	xx.xx	xx.xx	xx.xx
Spain	xx.xx	xx.xx	xx.xx	xx.xx	xx.xx	xx.xx	xx.xx
United Kingdom	xx.xx	xx.xx	xx.xx	xx.xx	xx.xx	xx.xx	xx.xx
United States	xx.xx	xx.xx	xx.xx	xx.xx	xx.xx	xx.xx	xx.xx
Others	xx.xx	xx.xx	xx.xx	xx.xx	xx.xx	xx.xx	xx.xx
Total	**xx.xx**	**xx.xx**	**xx.xx**	**xx.xx**	**xx.xx**	**xx.xx**	**xx.xx**

16.2. Existing Formula Adaptation

Table 283. Global Cosmetics ODM Market Size, by Existing Formula Adaptation, by Region, 2017-2032 (USD Million)

Region	2023	2024	2025	2026	2027	2032	CAGR (%)
Africa	xx.xx	xx.xx	xx.xx	xx.xx	xx.xx	xx.xx	xx.xx
Asia-Pacific	xx.xx	xx.xx	xx.xx	xx.xx	xx.xx	xx.xx	xx.xx
Europe	xx.xx	xx.xx	xx.xx	xx.xx	xx.xx	xx.xx	xx.xx
Latin America	xx.xx	xx.xx	xx.xx	xx.xx	xx.xx	xx.xx	xx.xx
Middle East	xx.xx	xx.xx	xx.xx	xx.xx	xx.xx	xx.xx	xx.xx
North America	xx.xx	xx.xx	xx.xx	xx.xx	xx.xx	xx.xx	xx.xx
Total	**xx.xx**	**xx.xx**	**xx.xx**	**xx.xx**	**xx.xx**	**xx.xx**	**xx.xx**

Table 284. Global Cosmetics ODM Market Size, by Existing Formula Adaptation, by Group, 2017-2032 (USD Million)

Group	2023	2024	2025	2026	2027	2032	CAGR (%)
ASEAN	xx.xx	xx.xx	xx.xx	xx.xx	xx.xx	xx.xx	xx.xx
BRICS	xx.xx	xx.xx	xx.xx	xx.xx	xx.xx	xx.xx	xx.xx
European Union	xx.xx	xx.xx	xx.xx	xx.xx	xx.xx	xx.xx	xx.xx
G7	xx.xx	xx.xx	xx.xx	xx.xx	xx.xx	xx.xx	xx.xx
GCC	xx.xx	xx.xx	xx.xx	xx.xx	xx.xx	xx.xx	xx.xx
NATO	xx.xx	xx.xx	xx.xx	xx.xx	xx.xx	xx.xx	xx.xx

Table 285. Global Cosmetics ODM Market Size, by Existing Formula Adaptation, by Country, 2017-2032 (USD Million)

Country	2023	2024	2025	2026	2027	2032	CAGR (%)
Australia	xx.xx	xx.xx	xx.xx	xx.xx	xx.xx	xx.xx	xx.xx
Brazil	xx.xx	xx.xx	xx.xx	xx.xx	xx.xx	xx.xx	xx.xx
Canada	xx.xx	xx.xx	xx.xx	xx.xx	xx.xx	xx.xx	xx.xx
China	xx.xx	xx.xx	xx.xx	xx.xx	xx.xx	xx.xx	xx.xx
France	xx.xx	xx.xx	xx.xx	xx.xx	xx.xx	xx.xx	xx.xx
Germany	xx.xx	xx.xx	xx.xx	xx.xx	xx.xx	xx.xx	xx.xx
India	xx.xx	xx.xx	xx.xx	xx.xx	xx.xx	xx.xx	xx.xx
Italy	xx.xx	xx.xx	xx.xx	xx.xx	xx.xx	xx.xx	xx.xx
Japan	xx.xx	xx.xx	xx.xx	xx.xx	xx.xx	xx.xx	xx.xx
Mexico	xx.xx	xx.xx	xx.xx	xx.xx	xx.xx	xx.xx	xx.xx
Russia	xx.xx	xx.xx	xx.xx	xx.xx	xx.xx	xx.xx	xx.xx
South Korea	xx.xx	xx.xx	xx.xx	xx.xx	xx.xx	xx.xx	xx.xx
Spain	xx.xx	xx.xx	xx.xx	xx.xx	xx.xx	xx.xx	xx.xx
United Kingdom	xx.xx	xx.xx	xx.xx	xx.xx	xx.xx	xx.xx	xx.xx
United States	xx.xx	xx.xx	xx.xx	xx.xx	xx.xx	xx.xx	xx.xx
Others	xx.xx	xx.xx	xx.xx	xx.xx	xx.xx	xx.xx	xx.xx
Total	**xx.xx**	**xx.xx**	**xx.xx**	**xx.xx**	**xx.xx**	**xx.xx**	**xx.xx**

16.3. Catalog Formula Adoption

Table 286. Global Cosmetics ODM Market Size, by Catalog Formula Adoption, by Region, 2017-2032 (USD Million)

Region	2023	2024	2025	2026	2027	2032	CAGR (%)
Africa	xx.xx	xx.xx	xx.xx	xx.xx	xx.xx	xx.xx	xx.xx
Asia-Pacific	xx.xx	xx.xx	xx.xx	xx.xx	xx.xx	xx.xx	xx.xx
Europe	xx.xx	xx.xx	xx.xx	xx.xx	xx.xx	xx.xx	xx.xx
Latin America	xx.xx	xx.xx	xx.xx	xx.xx	xx.xx	xx.xx	xx.xx
Middle East	xx.xx	xx.xx	xx.xx	xx.xx	xx.xx	xx.xx	xx.xx
North America	xx.xx	xx.xx	xx.xx	xx.xx	xx.xx	xx.xx	xx.xx
Total	**xx.xx**	**xx.xx**	**xx.xx**	**xx.xx**	**xx.xx**	**xx.xx**	**xx.xx**

Table 287. Global Cosmetics ODM Market Size, by Catalog Formula Adoption, by Group, 2017-2032 (USD Million)

Group	2023	2024	2025	2026	2027	2032	CAGR (%)
ASEAN	xx.xx	xx.xx	xx.xx	xx.xx	xx.xx	xx.xx	xx.xx
BRICS	xx.xx	xx.xx	xx.xx	xx.xx	xx.xx	xx.xx	xx.xx
European Union	xx.xx	xx.xx	xx.xx	xx.xx	xx.xx	xx.xx	xx.xx
G7	xx.xx	xx.xx	xx.xx	xx.xx	xx.xx	xx.xx	xx.xx
GCC	xx.xx	xx.xx	xx.xx	xx.xx	xx.xx	xx.xx	xx.xx
NATO	xx.xx	xx.xx	xx.xx	xx.xx	xx.xx	xx.xx	xx.xx

Table 288. Global Cosmetics ODM Market Size, by Catalog Formula Adoption, by Country, 2017-2032 (USD Million)

Country	2023	2024	2025	2026	2027	2032	CAGR (%)
Australia	xx.xx	xx.xx	xx.xx	xx.xx	xx.xx	xx.xx	xx.xx
Brazil	xx.xx	xx.xx	xx.xx	xx.xx	xx.xx	xx.xx	xx.xx
Canada	xx.xx	xx.xx	xx.xx	xx.xx	xx.xx	xx.xx	xx.xx
China	xx.xx	xx.xx	xx.xx	xx.xx	xx.xx	xx.xx	xx.xx
France	xx.xx	xx.xx	xx.xx	xx.xx	xx.xx	xx.xx	xx.xx
Germany	xx.xx	xx.xx	xx.xx	xx.xx	xx.xx	xx.xx	xx.xx
India	xx.xx	xx.xx	xx.xx	xx.xx	xx.xx	xx.xx	xx.xx
Italy	xx.xx	xx.xx	xx.xx	xx.xx	xx.xx	xx.xx	xx.xx
Japan	xx.xx	xx.xx	xx.xx	xx.xx	xx.xx	xx.xx	xx.xx
Mexico	xx.xx	xx.xx	xx.xx	xx.xx	xx.xx	xx.xx	xx.xx
Russia	xx.xx	xx.xx	xx.xx	xx.xx	xx.xx	xx.xx	xx.xx
South Korea	xx.xx	xx.xx	xx.xx	xx.xx	xx.xx	xx.xx	xx.xx
Spain	xx.xx	xx.xx	xx.xx	xx.xx	xx.xx	xx.xx	xx.xx
United Kingdom	xx.xx	xx.xx	xx.xx	xx.xx	xx.xx	xx.xx	xx.xx
United States	xx.xx	xx.xx	xx.xx	xx.xx	xx.xx	xx.xx	xx.xx
Others	xx.xx	xx.xx	xx.xx	xx.xx	xx.xx	xx.xx	xx.xx
Total	**xx.xx**	**xx.xx**	**xx.xx**	**xx.xx**	**xx.xx**	**xx.xx**	**xx.xx**

17. Cosmetics ODM Market, by Formula Ownership

ODM-Owned and Buyer-Owned arrangements allocate title differently, but neither label supplies the complete commercial-rights schedule. The Formulation House retains ownership of stock formulations and offers clients an option to acquire custom-formulation intellectual property under agreed terms. ■■■■■■■■■■■■■ ■■■■■■ ■■■■ ■■■■■■■■■ ■■■■ ■■■ ■■■■■■■■■■■■ ■■■■■■■■■ ■■■■■■■■■ ■■■■■■■■■ ■■■■■■ ■■■■■■ ■■■■■■ ■■■■■■■ ■■■■■■■■ ■■■■■■ ■■■ ■■■■■■■■■■■ ■■■■■■■■■ ■■ ■■■■■■■■ ■■■■■■■■■■■■■■ ■■■■■■■■■ ■■■■■■■■■■ ■■■■■■■■■■ ■■■ ■■■■■■■■■■ ■■■■■ ■■■■■■■■■■■■ ■■ ■■■■■■■■■■ ■■■■ ■■■■■■■■ ■■■ ■■■■■■ ■■■■■■■■ ■■■■■■■■■■■■

■■■ ■■■■■■■■■ ■■ ■■■■ ■■■■■■■■■■■■■ ■■■■■■■■■ ■■■■■■■■■■■ ■■■ ■■■■■■■■■■■ ■■■ ■■■■■■■ ■■■■■■■■■■■■ ■■■ ■■■■■■■■■ ■■ ■■■■■■■■■ ■■■■■■■■■ ■■■■■■■■ ■■■■■■■■■ ■■■■■■■■■ ■■■■■■■■■■■■ ■■■■■■■■ ■■■■■■■■■ ■■■ ■■■■■■■ ■■■■■■■■ ■■■■■■■■■■■■■■■■■■■■■■ ■■■■■■■ ■■■■■ ■ ■■■■■■■■ ■■■ ■■■ ■■■■■■■■■■■ ■■■■■■ Buyers acquiring rights should therefore review continuing sourcing commitments alongside the assignment. This is a historical contractual example, not evidence that the same arrangement remains in force.

Jointly Owned requires an explicit allocation of core finished-formula title and rules for exploitation, changes, and exit; collaboration alone is insufficient. WIPO distinguishes inventorship from ownership and describes both shared ownership and single-owner licensing approaches to collaborative results. ■■■■■■■■■ ■■■■■■ ■■■■■■■ ■■■ ■■■ ■■■■■■■■■ ■■■■■■■ ■■■■■■■■■■■■ ■■ ■■■■■■■■■■■■■ ■■■■■■■■■■■■ ■■■■■■ ■■■■■■■ ■■ ■■■■■■ ■■■■■■■■ ■ ■■■■■■ ■■■■■ ■■■■ ■■■■■■■■■■ ■■■ ■■■■■■ ■■■ ■■ ■■■■■■■■■■ ■■■■■ ■■■■■ ■■■■■■■■■■ ■■■■■ ■■■■■ ■■■■■■■■■■■ ■■■■■■■■■ ■■■■■■■■■■■■

Third-Party-Owned requires identification of the external owner and permission covering the contemplated development and supply relationship. ■■■■■■■■■ ■■■■■■ ■■■ ■■■■■■■ ■■■■■■■■■■■■ ■■■■■■■■■■ ■■ ■■■■■■ ■■■■■■ ■■■■■■ ■■■■■■■■■■ ■■■■■■■ ■■■■■■■■■■ ■■■■■■■■■■■■ ■■■ ■■■■■■■■■ ■■ ■■■■■■■■■■■■ ■■■■■■ ■■ ■■ ■■■■■■■■■■ ■■ ■■■■■■■■■■ ■■■■■■■■■■ ■■■■■■ ■■■ ■■ ■■■■■■■■ ■■■ ■■■■■■■■■ ■■ ■■■ ■■■■■■■■ ■■■■■■■■ ■■■■■■■■ This route is usable only when the necessary permissions remain effective throughout the intended supply arrangement; ownership classification alone does not establish that condition.

Figure 34. Global Cosmetics ODM Market, by Formula Ownership: Market share evolution, 2025-2032

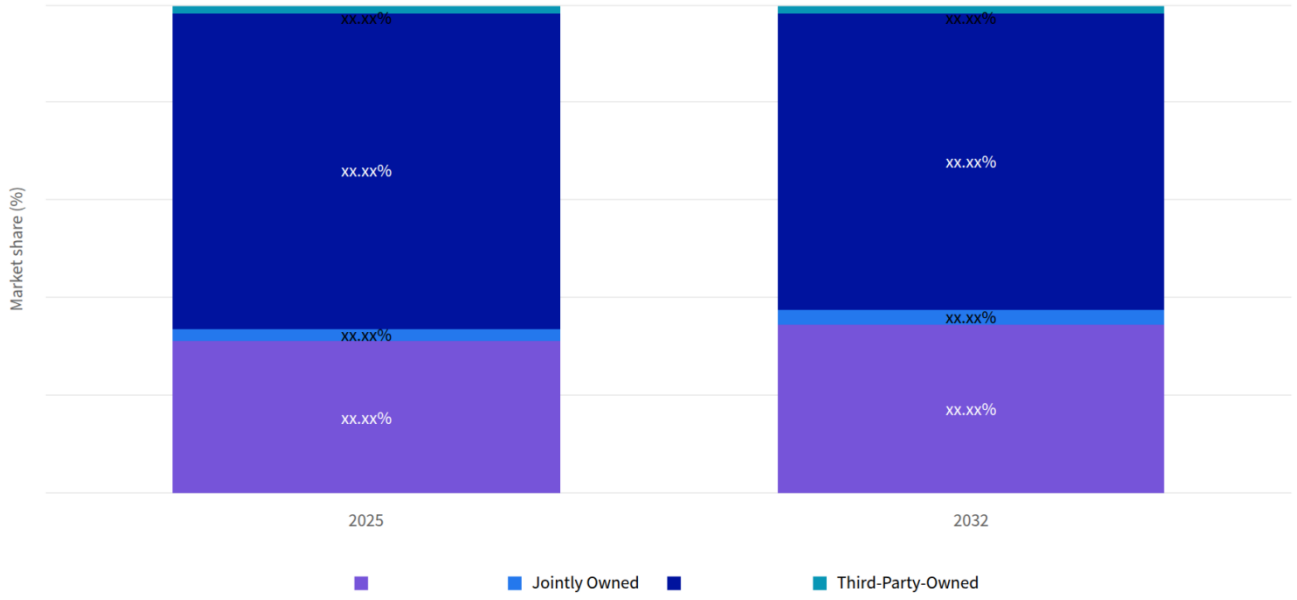

Figure 35. Global Cosmetics ODM Market Size, by Formula Ownership, 2025 vs 2026 vs 2032

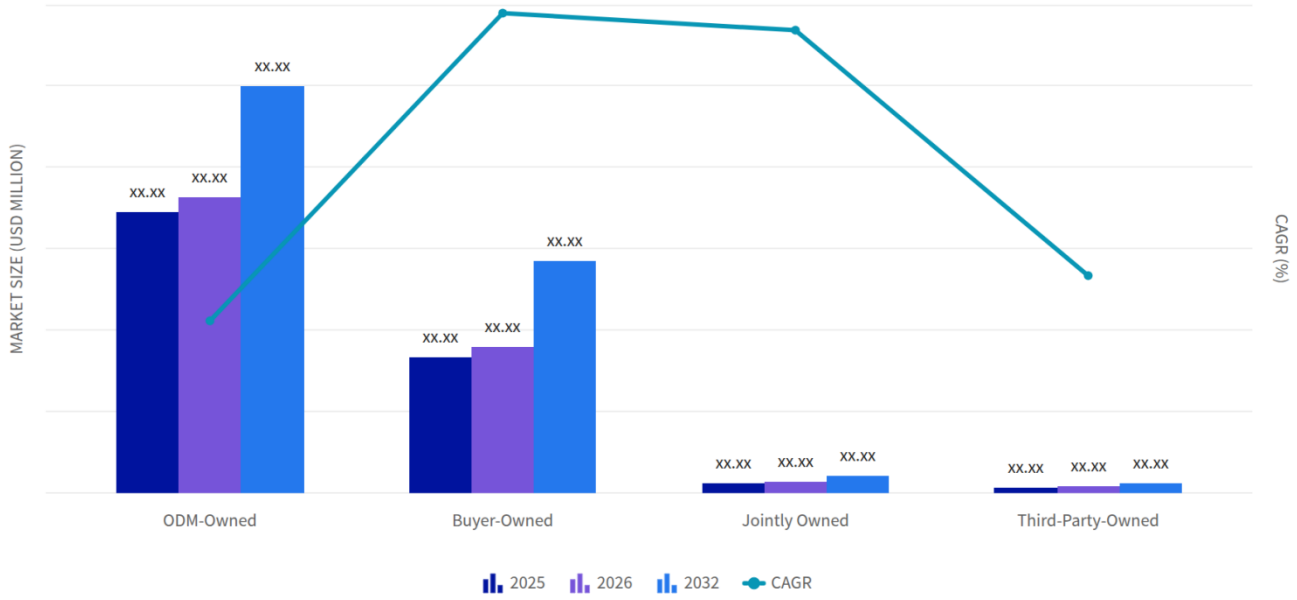

Figure 36. Global Cosmetics ODM Market, by Formula Ownership: Market size and growth, 2025-2032

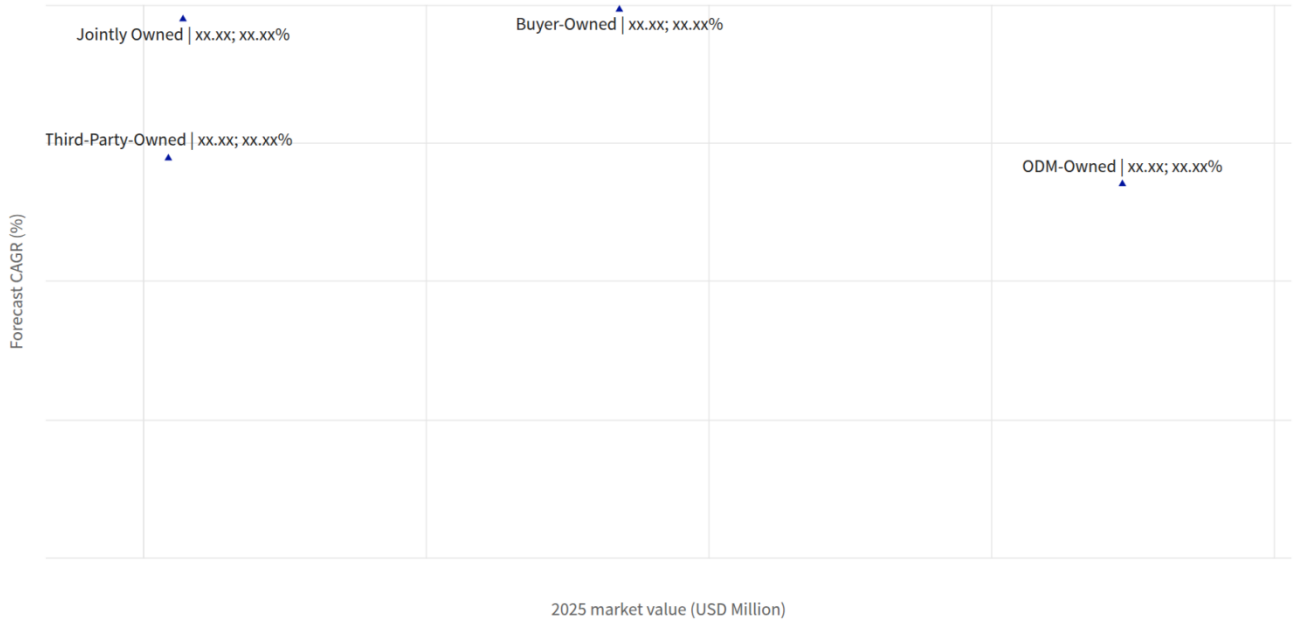

Table 289. Global Cosmetics ODM Market, by Formula Ownership growth contribution, 2025-2032

Category	2025 value (USD Million)	2032 value (USD Million)	Added value (USD Million)	2025 share (%)	2032 share (%)	Change (pp)	Growth share (%)	CAGR (%)
Buyer-Owned	xx.xx	xx.xx	xx.xx	xx.xx	xx.xx	xx.xx	xx.xx	xx.xx
Jointly Owned	xx.xx	xx.xx	xx.xx	xx.xx	xx.xx	xx.xx	xx.xx	xx.xx
ODM-Owned	xx.xx	xx.xx	xx.xx	xx.xx	xx.xx	xx.xx	xx.xx	xx.xx
Third-Party-Owned	xx.xx	xx.xx	xx.xx	xx.xx	xx.xx	xx.xx	xx.xx	xx.xx
Scope total	**xx.xx**	**xx.xx**	**xx.xx**	**xx.xx**	**xx.xx**	**xx.xx**	**xx.xx**	**xx.xx**

Table 290. Global Cosmetics ODM Market Size, by Formula Ownership, 2017-2032 (USD Million)

Formula Ownership	2023	2024	2025	2026	2027	2032	CAGR (%)
Buyer-Owned	xx.xx	xx.xx	xx.xx	xx.xx	xx.xx	xx.xx	xx.xx
Jointly Owned	xx.xx	xx.xx	xx.xx	xx.xx	xx.xx	xx.xx	xx.xx
ODM-Owned	xx.xx	xx.xx	xx.xx	xx.xx	xx.xx	xx.xx	xx.xx
Third-Party-Owned	xx.xx	xx.xx	xx.xx	xx.xx	xx.xx	xx.xx	xx.xx
Total	**xx.xx**	**xx.xx**	**xx.xx**	**xx.xx**	**xx.xx**	**xx.xx**	**xx.xx**

Sources & Evidence

1. FAQ - Manufacturing, MOQ, NDA & Formula Ownership | The Formulation House

   · Stock-formulation intellectual property remains with the supplier, while clients may acquire custom-formulation intellectual property under agreed commercial terms. ([theformulationhouse.com](https://www.theformulationhouse.com/faq))

2. Research & Development and Manufacturing Agreement - Allure Labs, LLC and Elevai Labs, Inc., Exhibit 10.3
   · The September xx.xx 2023 Allure-Elevai agreement preserves ownership through specified changes, contemplates formula transfers, and retains Allure as primary manufacturer after formula purchase for the agreement's term. Continuing force or renewal is not established. ([sec.gov](https://www.sec.gov/Archives/edgar/data/xx.xx/xx.xx/xage-ex10_3.htm))
3. Technology Transfer Agreements - WIPO
   · WIPO distinguishes permission to use licensed intellectual property from assignment of ownership and emphasizes identification of assigned rights. This supports contractual permission review, but does not establish a particular third-party-owned cosmetics ODM transaction. ([wipo.int](https://www.wipo.int/en/web/technology-transfer/agreements))
4. Study on Patent Inventorship and Ownership Issues Arising from Collaborative Research and Cross-Border Collaboration - WIPO SCP/36/9
   · WIPO distinguishes patent inventorship from ownership, discusses background and foreground rights, and describes shared ownership versus single-owner licensing arrangements. These are general governance principles, not proof of joint finished-formula title in a particular cosmetic supply engagement. ([wipo.int](https://www.wipo.int/edocs/mdocs/scp/en/scp_36/scp_36_9.pdf))

17.1. ODM-Owned

Table 291. Global Cosmetics ODM Market Size, by ODM-Owned, by Region, 2017-2032 (USD Million)

Region	2023	2024	2025	2026	2027	2032	CAGR (%)
Africa	xx.xx	xx.xx	xx.xx	xx.xx	xx.xx	xx.xx	xx.xx
Asia-Pacific	xx.xx	xx.xx	xx.xx	xx.xx	xx.xx	xx.xx	xx.xx
Europe	xx.xx	xx.xx	xx.xx	xx.xx	xx.xx	xx.xx	xx.xx
Latin America	xx.xx	xx.xx	xx.xx	xx.xx	xx.xx	xx.xx	xx.xx
Middle East	xx.xx	xx.xx	xx.xx	xx.xx	xx.xx	xx.xx	xx.xx
North America	xx.xx	xx.xx	xx.xx	xx.xx	xx.xx	xx.xx	xx.xx
Total	**xx.xx**	**xx.xx**	**xx.xx**	**xx.xx**	**xx.xx**	**xx.xx**	**xx.xx**

Table 292. Global Cosmetics ODM Market Size, by ODM-Owned, by Group, 2017-2032 (USD Million)

Group	2023	2024	2025	2026	2027	2032	CAGR (%)
ASEAN	xx.xx	xx.xx	xx.xx	xx.xx	xx.xx	xx.xx	xx.xx
BRICS	xx.xx	xx.xx	xx.xx	xx.xx	xx.xx	xx.xx	xx.xx
European Union	xx.xx	xx.xx	xx.xx	xx.xx	xx.xx	xx.xx	xx.xx
G7	xx.xx	xx.xx	xx.xx	xx.xx	xx.xx	xx.xx	xx.xx
GCC	xx.xx	xx.xx	xx.xx	xx.xx	xx.xx	xx.xx	xx.xx
NATO	xx.xx	xx.xx	xx.xx	xx.xx	xx.xx	xx.xx	xx.xx

Table 293. Global Cosmetics ODM Market Size, by ODM-Owned, by Country, 2017-2032 (USD Million)

Country	2023	2024	2025	2026	2027	2032	CAGR (%)
Australia	xx.xx	xx.xx	xx.xx	xx.xx	xx.xx	xx.xx	xx.xx
Brazil	xx.xx	xx.xx	xx.xx	xx.xx	xx.xx	xx.xx	xx.xx
Canada	xx.xx	xx.xx	xx.xx	xx.xx	xx.xx	xx.xx	xx.xx
China	xx.xx	xx.xx	xx.xx	xx.xx	xx.xx	xx.xx	xx.xx
France	xx.xx	xx.xx	xx.xx	xx.xx	xx.xx	xx.xx	xx.xx
Germany	xx.xx	xx.xx	xx.xx	xx.xx	xx.xx	xx.xx	xx.xx
India	xx.xx	xx.xx	xx.xx	xx.xx	xx.xx	xx.xx	xx.xx
Italy	xx.xx	xx.xx	xx.xx	xx.xx	xx.xx	xx.xx	xx.xx
Japan	xx.xx	xx.xx	xx.xx	xx.xx	xx.xx	xx.xx	xx.xx
Mexico	xx.xx	xx.xx	xx.xx	xx.xx	xx.xx	xx.xx	xx.xx
Russia	xx.xx	xx.xx	xx.xx	xx.xx	xx.xx	xx.xx	xx.xx
South Korea	xx.xx	xx.xx	xx.xx	xx.xx	xx.xx	xx.xx	xx.xx
Spain	xx.xx	xx.xx	xx.xx	xx.xx	xx.xx	xx.xx	xx.xx
United Kingdom	xx.xx	xx.xx	xx.xx	xx.xx	xx.xx	xx.xx	xx.xx
United States	xx.xx	xx.xx	xx.xx	xx.xx	xx.xx	xx.xx	xx.xx
Others	xx.xx	xx.xx	xx.xx	xx.xx	xx.xx	xx.xx	xx.xx
Total	**xx.xx**	**xx.xx**	**xx.xx**	**xx.xx**	**xx.xx**	**xx.xx**	**xx.xx**

17.2. Buyer-Owned

Table 294. Global Cosmetics ODM Market Size, by Buyer-Owned, by Region, 2017-2032 (USD Million)

Region	2023	2024	2025	2026	2027	2032	CAGR (%)
Africa	xx.xx	xx.xx	xx.xx	xx.xx	xx.xx	xx.xx	xx.xx
Asia-Pacific	xx.xx	xx.xx	xx.xx	xx.xx	xx.xx	xx.xx	xx.xx
Europe	xx.xx	xx.xx	xx.xx	xx.xx	xx.xx	xx.xx	xx.xx
Latin America	xx.xx	xx.xx	xx.xx	xx.xx	xx.xx	xx.xx	xx.xx
Middle East	xx.xx	xx.xx	xx.xx	xx.xx	xx.xx	xx.xx	xx.xx
North America	xx.xx	xx.xx	xx.xx	xx.xx	xx.xx	xx.xx	xx.xx
Total	**xx.xx**	**xx.xx**	**xx.xx**	**xx.xx**	**xx.xx**	**xx.xx**	**xx.xx**

Table 295. Global Cosmetics ODM Market Size, by Buyer-Owned, by Group, 2017-2032 (USD Million)

Group	2023	2024	2025	2026	2027	2032	CAGR (%)
ASEAN	xx.xx	xx.xx	xx.xx	xx.xx	xx.xx	xx.xx	xx.xx
BRICS	xx.xx	xx.xx	xx.xx	xx.xx	xx.xx	xx.xx	xx.xx
European Union	xx.xx	xx.xx	xx.xx	xx.xx	xx.xx	xx.xx	xx.xx
G7	xx.xx	xx.xx	xx.xx	xx.xx	xx.xx	xx.xx	xx.xx
GCC	xx.xx	xx.xx	xx.xx	xx.xx	xx.xx	xx.xx	xx.xx
NATO	xx.xx	xx.xx	xx.xx	xx.xx	xx.xx	xx.xx	xx.xx

Table 296. Global Cosmetics ODM Market Size, by Buyer-Owned, by Country, 2017-2032 (USD Million)

Country	2023	2024	2025	2026	2027	2032	CAGR (%)
Australia	xx.xx	xx.xx	xx.xx	xx.xx	xx.xx	xx.xx	xx.xx
Brazil	xx.xx	xx.xx	xx.xx	xx.xx	xx.xx	xx.xx	xx.xx
Canada	xx.xx	xx.xx	xx.xx	xx.xx	xx.xx	xx.xx	xx.xx
China	xx.xx	xx.xx	xx.xx	xx.xx	xx.xx	xx.xx	xx.xx
France	xx.xx	xx.xx	xx.xx	xx.xx	xx.xx	xx.xx	xx.xx
Germany	xx.xx	xx.xx	xx.xx	xx.xx	xx.xx	xx.xx	xx.xx
India	xx.xx	xx.xx	xx.xx	xx.xx	xx.xx	xx.xx	xx.xx
Italy	xx.xx	xx.xx	xx.xx	xx.xx	xx.xx	xx.xx	xx.xx
Japan	xx.xx	xx.xx	xx.xx	xx.xx	xx.xx	xx.xx	xx.xx
Mexico	xx.xx	xx.xx	xx.xx	xx.xx	xx.xx	xx.xx	xx.xx
Russia	xx.xx	xx.xx	xx.xx	xx.xx	xx.xx	xx.xx	xx.xx
South Korea	xx.xx	xx.xx	xx.xx	xx.xx	xx.xx	xx.xx	xx.xx
Spain	xx.xx	xx.xx	xx.xx	xx.xx	xx.xx	xx.xx	xx.xx
United Kingdom	xx.xx	xx.xx	xx.xx	xx.xx	xx.xx	xx.xx	xx.xx
United States	xx.xx	xx.xx	xx.xx	xx.xx	xx.xx	xx.xx	xx.xx
Others	xx.xx	xx.xx	xx.xx	xx.xx	xx.xx	xx.xx	xx.xx
Total	**xx.xx**	**xx.xx**	**xx.xx**	**xx.xx**	**xx.xx**	**xx.xx**	**xx.xx**

17.3. Jointly Owned

Table 297. Global Cosmetics ODM Market Size, by Jointly Owned, by Region, 2017-2032 (USD Million)

Region	2023	2024	2025	2026	2027	2032	CAGR (%)
Africa	xx.xx	xx.xx	xx.xx	xx.xx	xx.xx	xx.xx	xx.xx
Asia-Pacific	xx.xx	xx.xx	xx.xx	xx.xx	xx.xx	xx.xx	xx.xx
Europe	xx.xx	xx.xx	xx.xx	xx.xx	xx.xx	xx.xx	xx.xx
Latin America	xx.xx	xx.xx	xx.xx	xx.xx	xx.xx	xx.xx	xx.xx
Middle East	xx.xx	xx.xx	xx.xx	xx.xx	xx.xx	xx.xx	xx.xx
North America	xx.xx	xx.xx	xx.xx	xx.xx	xx.xx	xx.xx	xx.xx
Total	**xx.xx**	**xx.xx**	**xx.xx**	**xx.xx**	**xx.xx**	**xx.xx**	**xx.xx**

Table 298. Global Cosmetics ODM Market Size, by Jointly Owned, by Group, 2017-2032 (USD Million)

Group	2023	2024	2025	2026	2027	2032	CAGR (%)
ASEAN	xx.xx	xx.xx	xx.xx	xx.xx	xx.xx	xx.xx	xx.xx
BRICS	xx.xx	xx.xx	xx.xx	xx.xx	xx.xx	xx.xx	xx.xx
European Union	xx.xx	xx.xx	xx.xx	xx.xx	xx.xx	xx.xx	xx.xx
G7	xx.xx	xx.xx	xx.xx	xx.xx	xx.xx	xx.xx	xx.xx
GCC	xx.xx	xx.xx	xx.xx	xx.xx	xx.xx	xx.xx	xx.xx
NATO	xx.xx	xx.xx	xx.xx	xx.xx	xx.xx	xx.xx	xx.xx

Table 299. Global Cosmetics ODM Market Size, by Jointly Owned, by Country, 2017-2032 (USD Million)

Country	2023	2024	2025	2026	2027	2032	CAGR (%)
Australia	xx.xx	xx.xx	xx.xx	xx.xx	xx.xx	xx.xx	xx.xx
Brazil	xx.xx	xx.xx	xx.xx	xx.xx	xx.xx	xx.xx	xx.xx
Canada	xx.xx	xx.xx	xx.xx	xx.xx	xx.xx	xx.xx	xx.xx
China	xx.xx	xx.xx	xx.xx	xx.xx	xx.xx	xx.xx	xx.xx
France	xx.xx	xx.xx	xx.xx	xx.xx	xx.xx	xx.xx	xx.xx
Germany	xx.xx	xx.xx	xx.xx	xx.xx	xx.xx	xx.xx	xx.xx
India	xx.xx	xx.xx	xx.xx	xx.xx	xx.xx	xx.xx	xx.xx
Italy	xx.xx	xx.xx	xx.xx	xx.xx	xx.xx	xx.xx	xx.xx
Japan	xx.xx	xx.xx	xx.xx	xx.xx	xx.xx	xx.xx	xx.xx
Mexico	xx.xx	xx.xx	xx.xx	xx.xx	xx.xx	xx.xx	xx.xx
Russia	xx.xx	xx.xx	xx.xx	xx.xx	xx.xx	xx.xx	xx.xx
South Korea	xx.xx	xx.xx	xx.xx	xx.xx	xx.xx	xx.xx	xx.xx
Spain	xx.xx	xx.xx	xx.xx	xx.xx	xx.xx	xx.xx	xx.xx
United Kingdom	xx.xx	xx.xx	xx.xx	xx.xx	xx.xx	xx.xx	xx.xx
United States	xx.xx	xx.xx	xx.xx	xx.xx	xx.xx	xx.xx	xx.xx
Others	xx.xx	xx.xx	xx.xx	xx.xx	xx.xx	xx.xx	xx.xx
Total	**xx.xx**	**xx.xx**	**xx.xx**	**xx.xx**	**xx.xx**	**xx.xx**	**xx.xx**

17.4. Third-Party-Owned

Table 300. Global Cosmetics ODM Market Size, by Third-Party-Owned, by Region, 2017-2032 (USD Million)

Region	2023	2024	2025	2026	2027	2032	CAGR (%)
Africa	xx.xx	xx.xx	xx.xx	xx.xx	xx.xx	xx.xx	xx.xx
Asia-Pacific	xx.xx	xx.xx	xx.xx	xx.xx	xx.xx	xx.xx	xx.xx
Europe	xx.xx	xx.xx	xx.xx	xx.xx	xx.xx	xx.xx	xx.xx
Latin America	xx.xx	xx.xx	xx.xx	xx.xx	xx.xx	xx.xx	xx.xx
Middle East	xx.xx	xx.xx	xx.xx	xx.xx	xx.xx	xx.xx	xx.xx
North America	xx.xx	xx.xx	xx.xx	xx.xx	xx.xx	xx.xx	xx.xx
Total	**xx.xx**	**xx.xx**	**xx.xx**	**xx.xx**	**xx.xx**	**xx.xx**	**xx.xx**

Table 301. Global Cosmetics ODM Market Size, by Third-Party-Owned, by Group, 2017-2032 (USD Million)

Group	2023	2024	2025	2026	2027	2032	CAGR (%)
ASEAN	xx.xx	xx.xx	xx.xx	xx.xx	xx.xx	xx.xx	xx.xx
BRICS	xx.xx	xx.xx	xx.xx	xx.xx	xx.xx	xx.xx	xx.xx
European Union	xx.xx	xx.xx	xx.xx	xx.xx	xx.xx	xx.xx	xx.xx
G7	xx.xx	xx.xx	xx.xx	xx.xx	xx.xx	xx.xx	xx.xx
GCC	xx.xx	xx.xx	xx.xx	xx.xx	xx.xx	xx.xx	xx.xx
NATO	xx.xx	xx.xx	xx.xx	xx.xx	xx.xx	xx.xx	xx.xx

Table 302. Global Cosmetics ODM Market Size, by Third-Party-Owned, by Country, 2017-2032 (USD Million)

Country	2023	2024	2025	2026	2027	2032	CAGR (%)
Australia	xx.xx	xx.xx	xx.xx	xx.xx	xx.xx	xx.xx	xx.xx
Brazil	xx.xx	xx.xx	xx.xx	xx.xx	xx.xx	xx.xx	xx.xx
Canada	xx.xx	xx.xx	xx.xx	xx.xx	xx.xx	xx.xx	xx.xx
China	xx.xx	xx.xx	xx.xx	xx.xx	xx.xx	xx.xx	xx.xx
France	xx.xx	xx.xx	xx.xx	xx.xx	xx.xx	xx.xx	xx.xx
Germany	xx.xx	xx.xx	xx.xx	xx.xx	xx.xx	xx.xx	xx.xx
India	xx.xx	xx.xx	xx.xx	xx.xx	xx.xx	xx.xx	xx.xx
Italy	xx.xx	xx.xx	xx.xx	xx.xx	xx.xx	xx.xx	xx.xx
Japan	xx.xx	xx.xx	xx.xx	xx.xx	xx.xx	xx.xx	xx.xx
Mexico	xx.xx	xx.xx	xx.xx	xx.xx	xx.xx	xx.xx	xx.xx
Russia	xx.xx	xx.xx	xx.xx	xx.xx	xx.xx	xx.xx	xx.xx
South Korea	xx.xx	xx.xx	xx.xx	xx.xx	xx.xx	xx.xx	xx.xx
Spain	xx.xx	xx.xx	xx.xx	xx.xx	xx.xx	xx.xx	xx.xx
United Kingdom	xx.xx	xx.xx	xx.xx	xx.xx	xx.xx	xx.xx	xx.xx
United States	xx.xx	xx.xx	xx.xx	xx.xx	xx.xx	xx.xx	xx.xx
Others	xx.xx	xx.xx	xx.xx	xx.xx	xx.xx	xx.xx	xx.xx
Total	**xx.xx**	**xx.xx**	**xx.xx**	**xx.xx**	**xx.xx**	**xx.xx**	**xx.xx**

18. Cosmetics ODM Market, by Regulatory Pathway

Regulatory Pathway changes the supplier and documentation capabilities required for a destination, independently of the product's beauty positioning. ■■■■■■■■ ■■■■■■■■■ ■■ ■■■ ■ ■■■■■■■ ■■■■■■■■■■■ ■■■■■■ ■■■■■ ■■■■■■■■■■■■■ ■■■■■■■■■■■■■■■ ■■■■■■ ■■■■ ■■■■■■■■■■■■■■■ ■■■■■■■■■■■■■ ■■■■■ ■■ ■■■■■■■■ ■■■■■■■■■ ■■■■■■■■ ■■ ■■■■■■■■■ ■■■■■■■■■■■ ■■■■■■■ ■ ■■■■■■■■■ ■■■■■■ ■■■■■■■ ■■■ ■■■■■■■■■■■■■ ■■■■■■■■■■■■■ ■■■■■■ ■■■■■■■■■ ■■■ ■■■■■■■■ ■■■ ■■■■■■■■■ ■■■■■■■ ■■■ ■■■ ■■■■■ ■■■ ■■■■■■■■■■■ ■■■■ ■■■■■■ ■■■■■■■■■ ■■ ■■■■ A familiar product category does not establish destination-compatible supply.

Special and Functional Cosmetics requires legally defined eligibility rather than a functional marketing description. ■■■■■■■ ■■■■■■■ ■■■■■■■■■ ■■■■■■ ■■■■■■■■■■■■ ■■■■■■■■■■■■■■■ ■■■■■ ■■■■■■■ ■■■■■■■■■■ ■■■■■■■■■ ■■■■■■■ ■■■■■■■■■■ ■■ ■■■■■■■■■ ■■■■■ ■■■ ■■■■■■■■■■ ■■■■■■ ■■■■■■■■■ ■■■■■■■■■ ■■ ■■■■■■■■■■ ■■■■■■ ■■■■■■ ■■■■■■ ■■■■■■■■■■ ■■■■ ■■■■■■■ ■■■■■■■■ ■■ ■■■ ■■■■■■■■ ■■■■■ ■■■■■ ■■■ ■■■■■■■■ ■■■ ■■■■■■■■■ ■■ ■■■■■■■■■■■ ■■■■■■■ ■■■■■ ■■■■■■■■ ■■■ ■■■ ■■■■■■■■■■■■■■■ ■■■■■■ ■■■■■■■■■■■■■■ A claims or product change should trigger review of the applicable obligations before the commercial brief is recommitted.

Drug and Quasi-Drug Crossover remains included, but requires different market-access capabilities from ordinary cosmetic supply. FDA identifies products such as makeup with sun-protection claims and antiperspirant-deodorants as cosmetic-drug combinations. ■■■■■ ■■■■■■■■■■■■ ■■■■■■■■ ■■■■■■■■■ ■■■■■■■■■ ■■■■ ■■■ ■■■■■■■■■ ■■■ ■■■■■■■■■ ■■■■■ ■■■■■■■■■■■ ■■■■■■■■■ ■■■■■■■■■ ■■■■■■■■■ ■■■■■■■■■■■■■ ■■■■■■■ ■■■■■■■ ■■■■■■■■■■■■■■■■■■ ■■■■■■■ ■■■ ■■■■■■■■■■■■■ ■■■■■■■■■■■■■■■■■ ■■■■■■■ ■■■■■■■■■■ ■■■■■■ ■■ ■■■■■■■■ ■ ■■■■■■■■■■■■■ ■■■■■■■■ ■■ ■■■■■■■■■■ ■■■■ ■■■ ■■■■■■■■ ■■■■■■■■ ■■■■■■■■ ■■■■■■■■■■■■■ ■■■■■■■ ■■■■■■■■■■ ■■ ■■■■■■ ■■■■■■■■■■ ■■■■■■■■ ■■■■■■■■■■■ ■■ ■■ ■■■■■■■■■■■■ ■■■■ ■■■■ ■■■ ■■■■■■■■ ■■■■■■■■ ■■■ ■■■■■■■■■ ■■■■■■■■ ■ ■■■■■■■ ■■■■■■■■■ ■■■■■■■■

Consumer-Product Soap creates a separate jurisdictional decision in the United States. FDA and CPSC distinguish qualifying true soap from cleansers regulated as cosmetics or drugs. ■■■■■■■■■■■ ■■■ ■■■■■■■■ ■■■■■■■■ ■■■ ■■■ ■■■■■■■■ ■■■■ ■■■■■■ ■■■■■■■■■ ■■■■■■■■■■■ ■■■■ ■■■■■■■■■■■■■ ■■■■■■ ■■■■■■■■ ■■■ ■■■■■■■■■■■ ■■■■■■■■■ ■■■■■■■ ■ ■■■■■■■■ ■■■■■■■■ ■■■■■■■■■■ ■■■■■■■■ ■■■■ ■■■■■■■■ ■■■■■■■■ ■■■■■■ ■■■ ■■■■■■■■■■■ ■■■■■■ ■■■ ■■■ ■■■■■■■■■■ ■■■■ ■■■ ■■■■■ ■■■■■ ■■■■■■■■■■■■■ ■■■■■■■■■ ■■■■■■■■ ■■ ■■■ ■■■■■ ■■■■■■■■■■■■ ■■ ■■■■■■■■■■ ■■ ■■■■■ ■■■■■■■■■■■■ ■■■ ■■■ ■■■■■■■■■■■ ■■■■■■■■■

Figure 37. Global Cosmetics ODM Market, by Regulatory Pathway: Market share evolution, 2025-2032

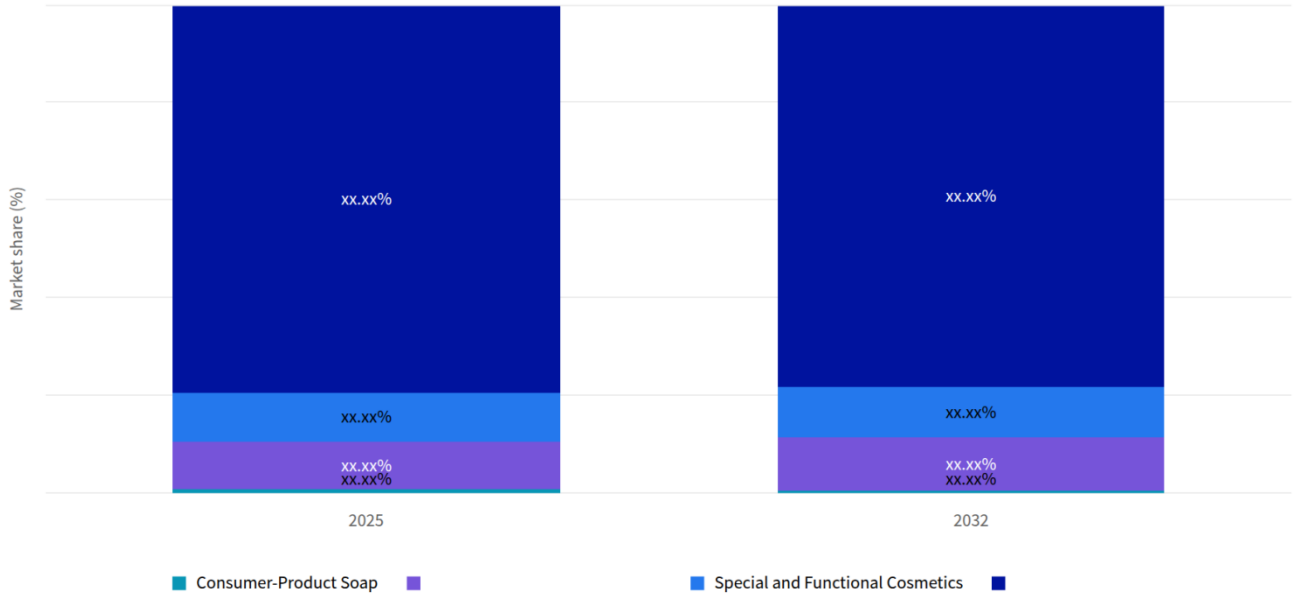

Figure 38. Global Cosmetics ODM Market, by Regulatory Pathway: Market size by category, 2025

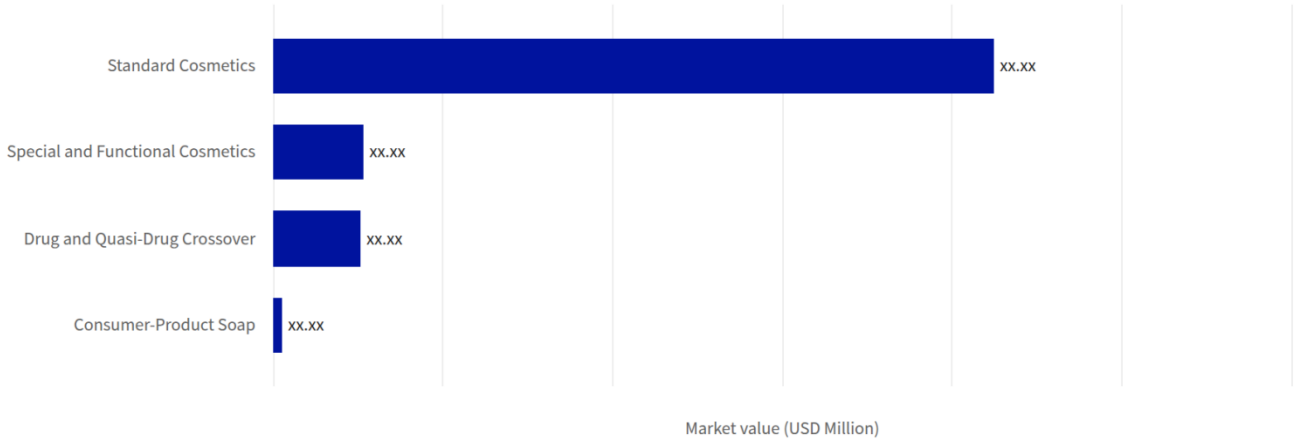

Figure 39. Global Cosmetics ODM Market, by Regulatory Pathway: Market size and growth, 2025-2032

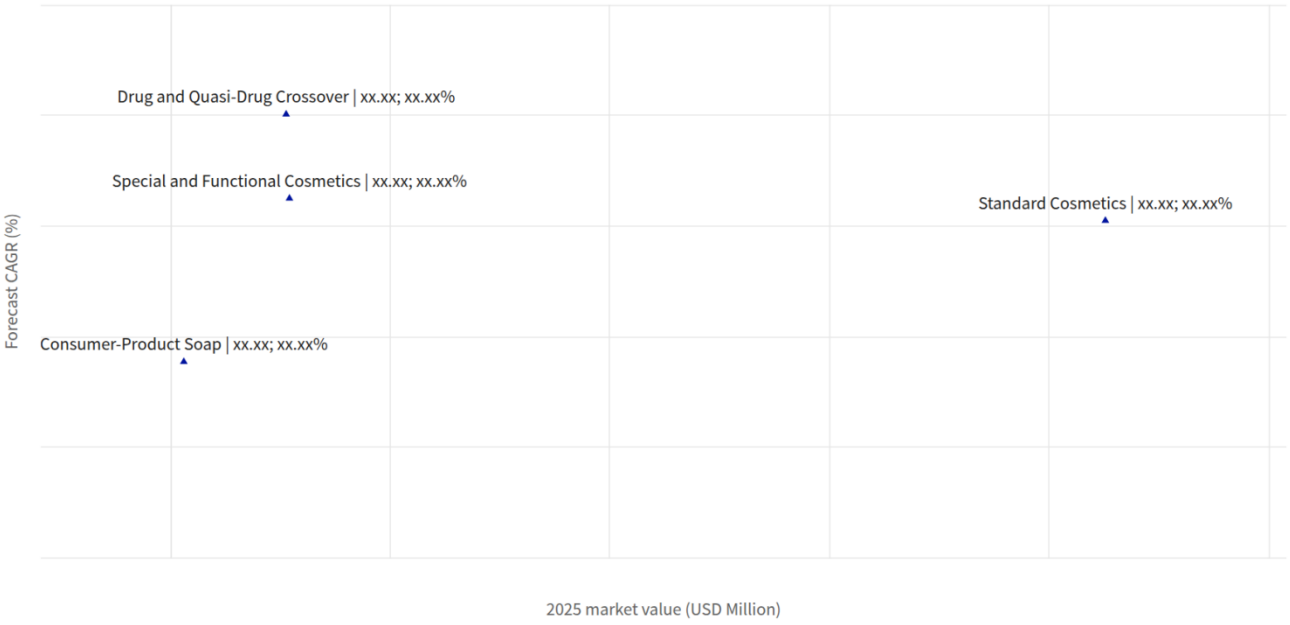

Table 303. Global Cosmetics ODM Market, by Regulatory Pathway growth contribution, 2025-2032

Category	2025 value (USD Million)	2032 value (USD Million)	Added value (USD Million)	2025 share (%)	2032 share (%)	Change (pp)	Growth share (%)	CAGR (%)
Consumer-Product Soap	xx.xx	xx.xx	xx.xx	xx.xx	xx.xx	xx.xx	xx.xx	xx.xx
Drug and Quasi-Drug Crossover	xx.xx	xx.xx	xx.xx	xx.xx	xx.xx	xx.xx	xx.xx	xx.xx
Special and Functional Cosmetics	xx.xx	xx.xx	xx.xx	xx.xx	xx.xx	xx.xx	xx.xx	xx.xx
Standard Cosmetics	xx.xx	xx.xx	xx.xx	xx.xx	xx.xx	xx.xx	xx.xx	xx.xx
Scope total	**xx.xx**	**xx.xx**	**xx.xx**	**xx.xx**	**xx.xx**	**xx.xx**	**xx.xx**	**xx.xx**

Table 304. Global Cosmetics ODM Market Size, by Regulatory Pathway, 2017-2032 (USD Million)

Regulatory Pathway	2023	2024	2025	2026	2027	2032	CAGR (%)
Consumer-Product Soap	xx.xx	xx.xx	xx.xx	xx.xx	xx.xx	xx.xx	xx.xx
Drug and Quasi-Drug Crossover	xx.xx	xx.xx	xx.xx	xx.xx	xx.xx	xx.xx	xx.xx
Special and Functional Cosmetics	xx.xx	xx.xx	xx.xx	xx.xx	xx.xx	xx.xx	xx.xx
Standard Cosmetics	xx.xx	xx.xx	xx.xx	xx.xx	xx.xx	xx.xx	xx.xx
Total	**xx.xx**	**xx.xx**	**xx.xx**	**xx.xx**	**xx.xx**	**xx.xx**	**xx.xx**

Sources & Evidence

1. Is It a Cosmetic, a Drug, or Both? (Or Is It Soap?) | FDA
   · FDA explains intended-use classification, including cosmetic-drug combinations such as makeup with sun-protection claims and antiperspirant-deodorants. It also distinguishes qualifying soap from cosmetic and drug cleansers. ([fda.gov](https://www.fda.gov/cosmetics/cosmetics-laws-regulations/it-cosmetic-drug-or-both-or-it-soap))
2. Cosmetics Legislation - European Commission
   · The European Commission identifies a premarket safety report, an EU-based responsible person, and centralized cosmetic notification as elements of the EU framework. ([single-market-economy.ec.europa.eu](https://single-market-economy.ec.europa.eu/sectors/cosmetics/legislation_en))
3. The Provisions for Registration and Filing of Cosmetics - NMPA
   · NMPA's provisions distinguish special-cosmetic registration from general-cosmetic filing and allocate responsibilities to registrants and filing persons. ([english.nmpa.gov.cn](https://english.nmpa.gov.cn/2022-xx.xx/xx.xx/c_785637.htm))
4. Frequently Asked Questions | Pharmaceuticals and Medical Devices Agency
   · PMDA distinguishes ordinary cosmetics complying with the Standards for Cosmetics from quasi-drugs requiring marketing approval and advises product-specific classification review. ([pmda.go.jp](https://www.pmda.go.jp/english/about-pmda/xx.xx.html))
5. Cosmetics - Approval Process | Ministry of Food and Drug Safety
   · MFDS identifies functional cosmetics as a legally defined class requiring evaluation or reporting by the responsible seller, including revisions to evaluated matters. This supports class-specific capability and change review. ([mfds.go.kr](https://www.mfds.go.kr/eng/wpge/m_24/de0110141001.do))
6. Soap Business Guidance | CPSC
   · CPSC identifies its jurisdiction over true soap while explaining that product composition and claims can instead lead to FDA cosmetic or drug classification. The soap name alone does not establish the appropriate pathway. ([cpsc.gov](https://www.cpsc.gov/Business--Manufacturing/Business-Education/Business-Guidance/Soap))

18.1. Standard Cosmetics

Table 305. Global Cosmetics ODM Market Size, by Standard Cosmetics, by Region, 2017-2032 (USD Million)

Region	2023	2024	2025	2026	2027	2032	CAGR (%)
Africa	xx.xx	xx.xx	xx.xx	xx.xx	xx.xx	xx.xx	xx.xx
Asia-Pacific	xx.xx	xx.xx	xx.xx	xx.xx	xx.xx	xx.xx	xx.xx
Europe	xx.xx	xx.xx	xx.xx	xx.xx	xx.xx	xx.xx	xx.xx
Latin America	xx.xx	xx.xx	xx.xx	xx.xx	xx.xx	xx.xx	xx.xx
Middle East	xx.xx	xx.xx	xx.xx	xx.xx	xx.xx	xx.xx	xx.xx
North America	xx.xx	xx.xx	xx.xx	xx.xx	xx.xx	xx.xx	xx.xx
Total	**xx.xx**	**xx.xx**	**xx.xx**	**xx.xx**	**xx.xx**	**xx.xx**	**xx.xx**

Table 306. Global Cosmetics ODM Market Size, by Standard Cosmetics, by Group, 2017-2032 (USD Million)

Group	2023	2024	2025	2026	2027	2032	CAGR (%)
ASEAN	xx.xx	xx.xx	xx.xx	xx.xx	xx.xx	xx.xx	xx.xx
BRICS	xx.xx	xx.xx	xx.xx	xx.xx	xx.xx	xx.xx	xx.xx
European Union	xx.xx	xx.xx	xx.xx	xx.xx	xx.xx	xx.xx	xx.xx
G7	xx.xx	xx.xx	xx.xx	xx.xx	xx.xx	xx.xx	xx.xx
GCC	xx.xx	xx.xx	xx.xx	xx.xx	xx.xx	xx.xx	xx.xx
NATO	xx.xx	xx.xx	xx.xx	xx.xx	xx.xx	xx.xx	xx.xx

Table 307. Global Cosmetics ODM Market Size, by Standard Cosmetics, by Country, 2017-2032 (USD Million)

Country	2023	2024	2025	2026	2027	2032	CAGR (%)
Australia	xx.xx	xx.xx	xx.xx	xx.xx	xx.xx	xx.xx	xx.xx
Brazil	xx.xx	xx.xx	xx.xx	xx.xx	xx.xx	xx.xx	xx.xx
Canada	xx.xx	xx.xx	xx.xx	xx.xx	xx.xx	xx.xx	xx.xx
China	xx.xx	xx.xx	xx.xx	xx.xx	xx.xx	xx.xx	xx.xx
France	xx.xx	xx.xx	xx.xx	xx.xx	xx.xx	xx.xx	xx.xx
Germany	xx.xx	xx.xx	xx.xx	xx.xx	xx.xx	xx.xx	xx.xx
India	xx.xx	xx.xx	xx.xx	xx.xx	xx.xx	xx.xx	xx.xx
Italy	xx.xx	xx.xx	xx.xx	xx.xx	xx.xx	xx.xx	xx.xx
Japan	xx.xx	xx.xx	xx.xx	xx.xx	xx.xx	xx.xx	xx.xx
Mexico	xx.xx	xx.xx	xx.xx	xx.xx	xx.xx	xx.xx	xx.xx
Russia	xx.xx	xx.xx	xx.xx	xx.xx	xx.xx	xx.xx	xx.xx
South Korea	xx.xx	xx.xx	xx.xx	xx.xx	xx.xx	xx.xx	xx.xx
Spain	xx.xx	xx.xx	xx.xx	xx.xx	xx.xx	xx.xx	xx.xx
United Kingdom	xx.xx	xx.xx	xx.xx	xx.xx	xx.xx	xx.xx	xx.xx
United States	xx.xx	xx.xx	xx.xx	xx.xx	xx.xx	xx.xx	xx.xx
Others	xx.xx	xx.xx	xx.xx	xx.xx	xx.xx	xx.xx	xx.xx
Total	**xx.xx**	**xx.xx**	**xx.xx**	**xx.xx**	**xx.xx**	**xx.xx**	**xx.xx**

18.2. Special and Functional Cosmetics

Table 308. Global Cosmetics ODM Market Size, by Special and Functional Cosmetics, by Region, 2017-2032 (USD Million)

Region	2023	2024	2025	2026	2027	2032	CAGR (%)
Africa	xx.xx	xx.xx	xx.xx	xx.xx	xx.xx	xx.xx	xx.xx
Asia-Pacific	xx.xx	xx.xx	xx.xx	xx.xx	xx.xx	xx.xx	xx.xx
Europe	xx.xx	xx.xx	xx.xx	xx.xx	xx.xx	xx.xx	xx.xx
Latin America	xx.xx	xx.xx	xx.xx	xx.xx	xx.xx	xx.xx	xx.xx
Middle East	xx.xx	xx.xx	xx.xx	xx.xx	xx.xx	xx.xx	xx.xx
North America	xx.xx	xx.xx	xx.xx	xx.xx	xx.xx	xx.xx	xx.xx
Total	**xx.xx**	**xx.xx**	**xx.xx**	**xx.xx**	**xx.xx**	**xx.xx**	**xx.xx**

Table 309. Global Cosmetics ODM Market Size, by Special and Functional Cosmetics, by Group, 2017-2032 (USD Million)

Group	2023	2024	2025	2026	2027	2032	CAGR (%)
ASEAN	xx.xx	xx.xx	xx.xx	xx.xx	xx.xx	xx.xx	xx.xx
BRICS	xx.xx	xx.xx	xx.xx	xx.xx	xx.xx	xx.xx	xx.xx
European Union	xx.xx	xx.xx	xx.xx	xx.xx	xx.xx	xx.xx	xx.xx
G7	xx.xx	xx.xx	xx.xx	xx.xx	xx.xx	xx.xx	xx.xx
GCC	xx.xx	xx.xx	xx.xx	xx.xx	xx.xx	xx.xx	xx.xx
NATO	xx.xx	xx.xx	xx.xx	xx.xx	xx.xx	xx.xx	xx.xx

Table 310. Global Cosmetics ODM Market Size, by Special and Functional Cosmetics, by Country, 2017-2032 (USD Million)

Country	2023	2024	2025	2026	2027	2032	CAGR (%)
Australia	xx.xx	xx.xx	xx.xx	xx.xx	xx.xx	xx.xx	xx.xx
Brazil	xx.xx	xx.xx	xx.xx	xx.xx	xx.xx	xx.xx	xx.xx
Canada	xx.xx	xx.xx	xx.xx	xx.xx	xx.xx	xx.xx	xx.xx
China	xx.xx	xx.xx	xx.xx	xx.xx	xx.xx	xx.xx	xx.xx
France	xx.xx	xx.xx	xx.xx	xx.xx	xx.xx	xx.xx	xx.xx
Germany	xx.xx	xx.xx	xx.xx	xx.xx	xx.xx	xx.xx	xx.xx
India	xx.xx	xx.xx	xx.xx	xx.xx	xx.xx	xx.xx	xx.xx
Italy	xx.xx	xx.xx	xx.xx	xx.xx	xx.xx	xx.xx	xx.xx
Japan	xx.xx	xx.xx	xx.xx	xx.xx	xx.xx	xx.xx	xx.xx
Mexico	xx.xx	xx.xx	xx.xx	xx.xx	xx.xx	xx.xx	xx.xx
Russia	xx.xx	xx.xx	xx.xx	xx.xx	xx.xx	xx.xx	xx.xx
South Korea	xx.xx	xx.xx	xx.xx	xx.xx	xx.xx	xx.xx	xx.xx
Spain	xx.xx	xx.xx	xx.xx	xx.xx	xx.xx	xx.xx	xx.xx
United Kingdom	xx.xx	xx.xx	xx.xx	xx.xx	xx.xx	xx.xx	xx.xx
United States	xx.xx	xx.xx	xx.xx	xx.xx	xx.xx	xx.xx	xx.xx
Others	xx.xx	xx.xx	xx.xx	xx.xx	xx.xx	xx.xx	xx.xx
Total	**xx.xx**	**xx.xx**	**xx.xx**	**xx.xx**	**xx.xx**	**xx.xx**	**xx.xx**

18.3. Drug and Quasi-Drug Crossover

Table 311. Global Cosmetics ODM Market Size, by Drug and Quasi-Drug Crossover, by Region, 2017-2032 (USD Million)

Region	2023	2024	2025	2026	2027	2032	CAGR (%)
Africa	xx.xx	xx.xx	xx.xx	xx.xx	xx.xx	xx.xx	xx.xx
Asia-Pacific	xx.xx	xx.xx	xx.xx	xx.xx	xx.xx	xx.xx	xx.xx
Europe	xx.xx	xx.xx	xx.xx	xx.xx	xx.xx	xx.xx	xx.xx
Latin America	xx.xx	xx.xx	xx.xx	xx.xx	xx.xx	xx.xx	xx.xx
Middle East	xx.xx	xx.xx	xx.xx	xx.xx	xx.xx	xx.xx	xx.xx
North America	xx.xx	xx.xx	xx.xx	xx.xx	xx.xx	xx.xx	xx.xx
Total	**xx.xx**	**xx.xx**	**xx.xx**	**xx.xx**	**xx.xx**	**xx.xx**	**xx.xx**

Table 312. Global Cosmetics ODM Market Size, by Drug and Quasi-Drug Crossover, by Group, 2017-2032 (USD Million)

Group	2023	2024	2025	2026	2027	2032	CAGR (%)
ASEAN	xx.xx	xx.xx	xx.xx	xx.xx	xx.xx	xx.xx	xx.xx
BRICS	xx.xx	xx.xx	xx.xx	xx.xx	xx.xx	xx.xx	xx.xx
European Union	xx.xx	xx.xx	xx.xx	xx.xx	xx.xx	xx.xx	xx.xx
G7	xx.xx	xx.xx	xx.xx	xx.xx	xx.xx	xx.xx	xx.xx
GCC	xx.xx	xx.xx	xx.xx	xx.xx	xx.xx	xx.xx	xx.xx
NATO	xx.xx	xx.xx	xx.xx	xx.xx	xx.xx	xx.xx	xx.xx

Table 313. Global Cosmetics ODM Market Size, by Drug and Quasi-Drug Crossover, by Country, 2017-2032 (USD Million)

Country	2023	2024	2025	2026	2027	2032	CAGR (%)
Australia	xx.xx	xx.xx	xx.xx	xx.xx	xx.xx	xx.xx	xx.xx
Brazil	xx.xx	xx.xx	xx.xx	xx.xx	xx.xx	xx.xx	xx.xx
Canada	xx.xx	xx.xx	xx.xx	xx.xx	xx.xx	xx.xx	xx.xx
China	xx.xx	xx.xx	xx.xx	xx.xx	xx.xx	xx.xx	xx.xx
France	xx.xx	xx.xx	xx.xx	xx.xx	xx.xx	xx.xx	xx.xx
Germany	xx.xx	xx.xx	xx.xx	xx.xx	xx.xx	xx.xx	xx.xx
India	xx.xx	xx.xx	xx.xx	xx.xx	xx.xx	xx.xx	xx.xx
Italy	xx.xx	xx.xx	xx.xx	xx.xx	xx.xx	xx.xx	xx.xx
Japan	xx.xx	xx.xx	xx.xx	xx.xx	xx.xx	xx.xx	xx.xx
Mexico	xx.xx	xx.xx	xx.xx	xx.xx	xx.xx	xx.xx	xx.xx
Russia	xx.xx	xx.xx	xx.xx	xx.xx	xx.xx	xx.xx	xx.xx
South Korea	xx.xx	xx.xx	xx.xx	xx.xx	xx.xx	xx.xx	xx.xx
Spain	xx.xx	xx.xx	xx.xx	xx.xx	xx.xx	xx.xx	xx.xx
United Kingdom	xx.xx	xx.xx	xx.xx	xx.xx	xx.xx	xx.xx	xx.xx
United States	xx.xx	xx.xx	xx.xx	xx.xx	xx.xx	xx.xx	xx.xx
Others	xx.xx	xx.xx	xx.xx	xx.xx	xx.xx	xx.xx	xx.xx
Total	**xx.xx**	**xx.xx**	**xx.xx**	**xx.xx**	**xx.xx**	**xx.xx**	**xx.xx**

18.4. Consumer-Product Soap

Table 314. Global Cosmetics ODM Market Size, by Consumer-Product Soap, by Region, 2017-2032 (USD Million)

Region	2023	2024	2025	2026	2027	2032	CAGR (%)
Africa	xx.xx	xx.xx	xx.xx	xx.xx	xx.xx	xx.xx	xx.xx
Asia-Pacific	xx.xx	xx.xx	xx.xx	xx.xx	xx.xx	xx.xx	xx.xx
Europe	xx.xx	xx.xx	xx.xx	xx.xx	xx.xx	xx.xx	xx.xx
Latin America	xx.xx	xx.xx	xx.xx	xx.xx	xx.xx	xx.xx	xx.xx
Middle East	xx.xx	xx.xx	xx.xx	xx.xx	xx.xx	xx.xx	xx.xx
North America	xx.xx	xx.xx	xx.xx	xx.xx	xx.xx	xx.xx	xx.xx
Total	**xx.xx**	**xx.xx**	**xx.xx**	**xx.xx**	**xx.xx**	**xx.xx**	**xx.xx**

Table 315. Global Cosmetics ODM Market Size, by Consumer-Product Soap, by Group, 2017-2032 (USD Million)

Group	2023	2024	2025	2026	2027	2032	CAGR (%)
ASEAN	xx.xx	xx.xx	xx.xx	xx.xx	xx.xx	xx.xx	xx.xx
BRICS	xx.xx	xx.xx	xx.xx	xx.xx	xx.xx	xx.xx	xx.xx
European Union	xx.xx	xx.xx	xx.xx	xx.xx	xx.xx	xx.xx	xx.xx
G7	xx.xx	xx.xx	xx.xx	xx.xx	xx.xx	xx.xx	xx.xx
GCC	xx.xx	xx.xx	xx.xx	xx.xx	xx.xx	xx.xx	xx.xx
NATO	xx.xx	xx.xx	xx.xx	xx.xx	xx.xx	xx.xx	xx.xx

Table 316. Global Cosmetics ODM Market Size, by Consumer-Product Soap, by Country, 2017-2032 (USD Million)

Country	2023	2024	2025	2026	2027	2032	CAGR (%)
Australia	xx.xx	xx.xx	xx.xx	xx.xx	xx.xx	xx.xx	xx.xx
Brazil	xx.xx	xx.xx	xx.xx	xx.xx	xx.xx	xx.xx	xx.xx
Canada	xx.xx	xx.xx	xx.xx	xx.xx	xx.xx	xx.xx	xx.xx
China	xx.xx	xx.xx	xx.xx	xx.xx	xx.xx	xx.xx	xx.xx
France	xx.xx	xx.xx	xx.xx	xx.xx	xx.xx	xx.xx	xx.xx
Germany	xx.xx	xx.xx	xx.xx	xx.xx	xx.xx	xx.xx	xx.xx
India	xx.xx	xx.xx	xx.xx	xx.xx	xx.xx	xx.xx	xx.xx
Italy	xx.xx	xx.xx	xx.xx	xx.xx	xx.xx	xx.xx	xx.xx
Japan	xx.xx	xx.xx	xx.xx	xx.xx	xx.xx	xx.xx	xx.xx
Mexico	xx.xx	xx.xx	xx.xx	xx.xx	xx.xx	xx.xx	xx.xx
Russia	xx.xx	xx.xx	xx.xx	xx.xx	xx.xx	xx.xx	xx.xx
South Korea	xx.xx	xx.xx	xx.xx	xx.xx	xx.xx	xx.xx	xx.xx
Spain	xx.xx	xx.xx	xx.xx	xx.xx	xx.xx	xx.xx	xx.xx
United Kingdom	xx.xx	xx.xx	xx.xx	xx.xx	xx.xx	xx.xx	xx.xx
United States	xx.xx	xx.xx	xx.xx	xx.xx	xx.xx	xx.xx	xx.xx
Others	xx.xx	xx.xx	xx.xx	xx.xx	xx.xx	xx.xx	xx.xx
Total	**xx.xx**	**xx.xx**	**xx.xx**	**xx.xx**	**xx.xx**	**xx.xx**	**xx.xx**

19. Cosmetics ODM Market, by Natural and Organic Status

[illegible] Buyers should name the intended scheme and permitted finished-product claim before selecting an ODM. An approved ingredient or a supplier's general certification statement is insufficient.

[illegible] A commissioner should verify the category actually permitted rather than convert an ingredient-related or qualified claim into an unrestricted finished-product claim. This route is appropriate when the buyer's positioning requires that defined assurance; it also creates continuing coordination obligations.

[illegible] Buyers choosing this route should require support for the exact claim and avoid implying third-party recognition that the product does not hold. The alternative is a scheme-specific certified offering when external conformity assurance is part of channel or buyer acceptance.

[illegible] For certified engagements, contracts should separately allocate application, continuing audit coordination, certificate access, and review of relevant changes. Certification does not independently establish destination authorization or user preference.

Figure 40. Global Cosmetics ODM Market, by Natural and Organic Status: Market share evolution, 2025-2032

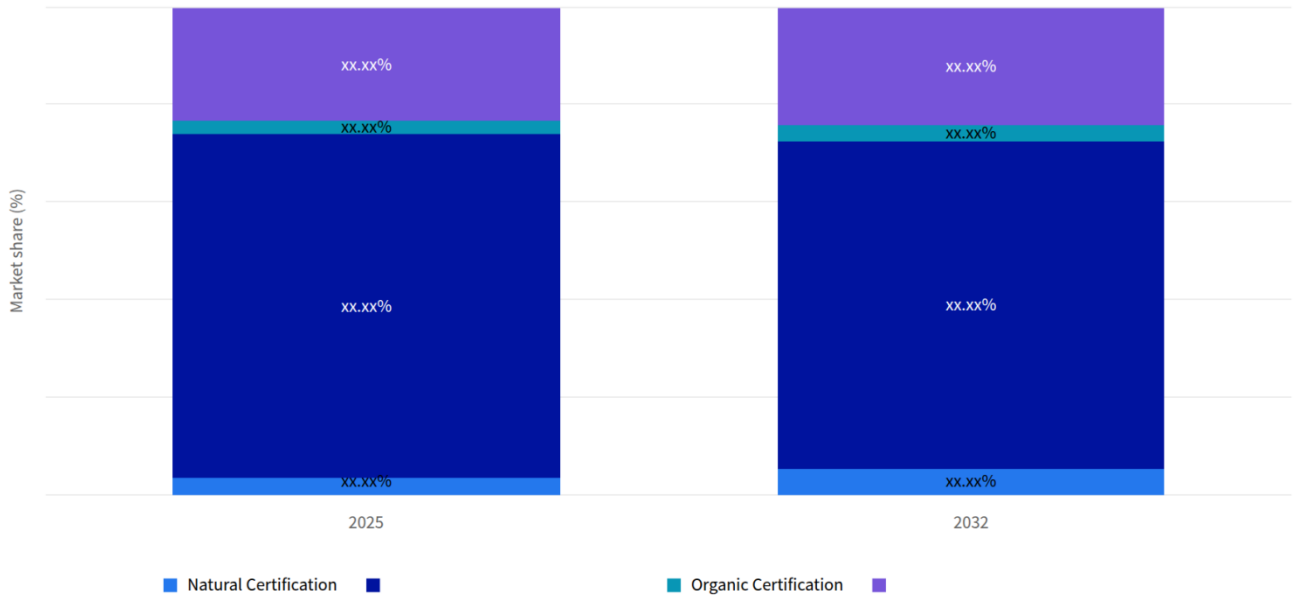

Figure 41. Global Cosmetics ODM Market, by Natural and Organic Status: Market size by category, 2025

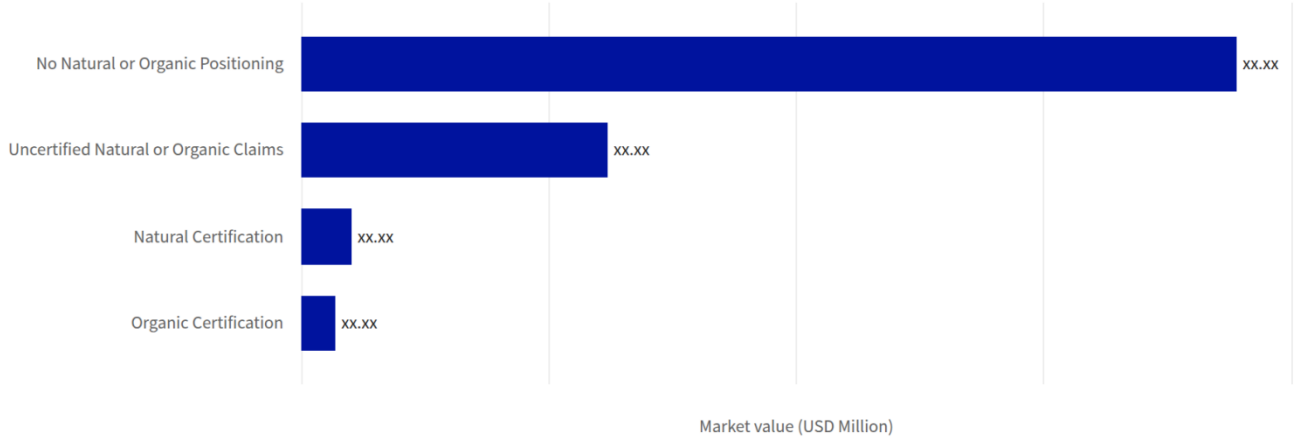

Figure 42. Global Cosmetics ODM Market, by Natural and Organic Status: Market size and growth, 2025-2032

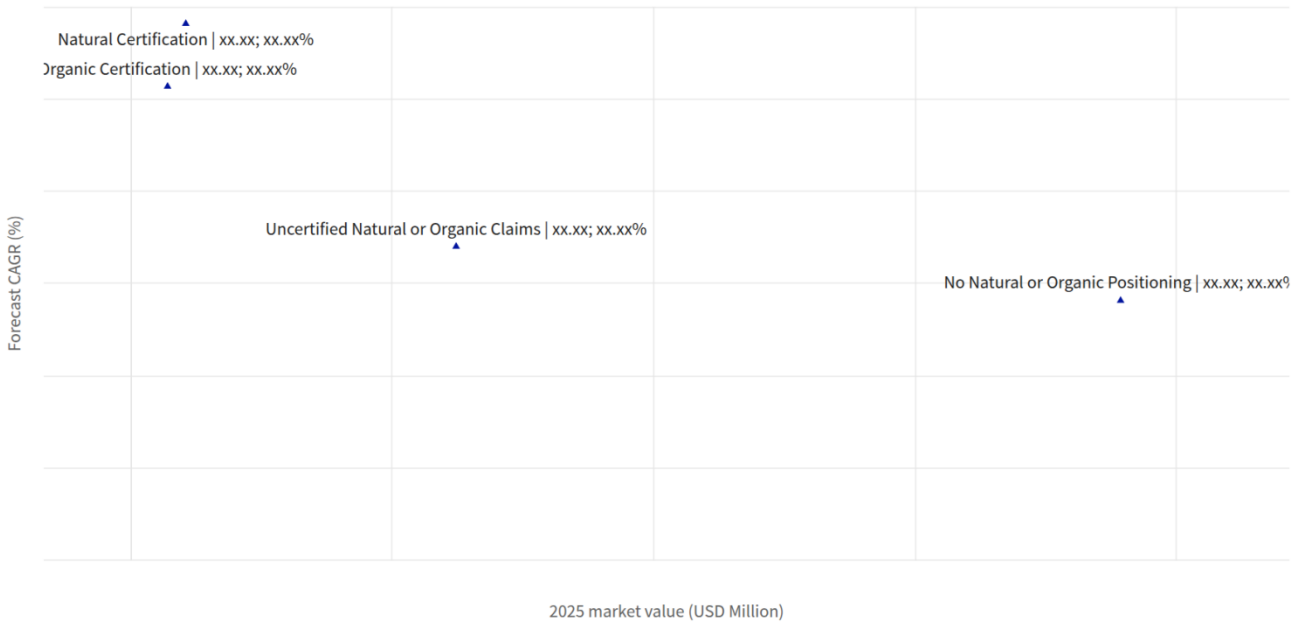

Table 317. Global Cosmetics ODM Market, by Natural and Organic Status growth contribution, 2025-2032

Category	2025 value (USD Million)	2032 value (USD Million)	Added value (USD Million)	2025 share (%)	2032 share (%)	Change (pp)	Growth share (%)	CAGR (%)
Natural Certification	xx.xx	xx.xx	xx.xx	xx.xx	xx.xx	xx.xx	xx.xx	xx.xx
No Natural or Organic Positioning	xx.xx	xx.xx	xx.xx	xx.xx	xx.xx	xx.xx	xx.xx	xx.xx
Organic Certification	xx.xx	xx.xx	xx.xx	xx.xx	xx.xx	xx.xx	xx.xx	xx.xx
Uncertified Natural or Organic Claims	xx.xx	xx.xx	xx.xx	xx.xx	xx.xx	xx.xx	xx.xx	xx.xx
Scope total	**xx.xx**	**xx.xx**	**xx.xx**	**xx.xx**	**xx.xx**	**xx.xx**	**xx.xx**	**xx.xx**

Table 318. Global Cosmetics ODM Market Size, by Natural and Organic Status, 2017-2032 (USD Million)

Natural and Organic Status	2023	2024	2025	2026	2027	2032	CAGR (%)
Natural Certification	xx.xx	xx.xx	xx.xx	xx.xx	xx.xx	xx.xx	xx.xx
No Natural or Organic Positioning	xx.xx	xx.xx	xx.xx	xx.xx	xx.xx	xx.xx	xx.xx
Organic Certification	xx.xx	xx.xx	xx.xx	xx.xx	xx.xx	xx.xx	xx.xx
Uncertified Natural or Organic Claims	xx.xx	xx.xx	xx.xx	xx.xx	xx.xx	xx.xx	xx.xx
Total	**xx.xx**	**xx.xx**	**xx.xx**	**xx.xx**	**xx.xx**	**xx.xx**	**xx.xx**

Sources & Evidence

1. COSMOS Certification - Organic and Natural Products and Raw Materials
   · COSMOS distinguishes ORGANIC and NATURAL finished-product signatures from CERTIFIED and APPROVED raw-material recognition, and describes site inspection and continuing audits. NATURAL does not establish the organic eligibility required for ORGANIC. ([cosmos-standard.org](https://www.cosmos-standard.org/en/certification/cosmos-certification/))
2. Cosmetics, Body Care, and Personal Care Products - USDA Agricultural Marketing Service
   · Eligible cosmetics containing agricultural ingredients may obtain NOP certification; relevant ingredient operations, handlers, and the finished-product manufacturer must be certified. Authorized labeling categories depend on the applicable criteria. ([ams.usda.gov](https://www.ams.usda.gov/grades-standards/cosmetics-body-care-and-personal-care-products))
3. Labeling Organic Products - USDA Agricultural Marketing Service
   · USDA distinguishes organic labeling categories and their permitted representations. The implication is to verify the authorized category rather than promote a qualified claim into an unrestricted product claim. ([ams.usda.gov](https://www.ams.usda.gov/grades-standards/organic-labeling-standards))
4. Small Businesses & Homemade Cosmetics: Fact Sheet - FDA
   · FDA has no regulatory cosmetic-labeling definition of natural and applies the same safety and truthful-labeling requirements regardless of source. Affirmative inspection of positioning is a classification implication, not evidence about a particular product. ([fda.gov](https://www.fda.gov/cosmetics/resources-industry-cosmetics/small-businesses-homemade-cosmetics-fact-sheet))

19.1. No Natural or Organic Positioning

Table 319. Global Cosmetics ODM Market Size, by No Natural or Organic Positioning, by Region, 2017-2032 (USD Million)

Region	2023	2024	2025	2026	2027	2032	CAGR (%)
Africa	xx.xx	xx.xx	xx.xx	xx.xx	xx.xx	xx.xx	xx.xx
Asia-Pacific	xx.xx	xx.xx	xx.xx	xx.xx	xx.xx	xx.xx	xx.xx
Europe	xx.xx	xx.xx	xx.xx	xx.xx	xx.xx	xx.xx	xx.xx
Latin America	xx.xx	xx.xx	xx.xx	xx.xx	xx.xx	xx.xx	xx.xx
Middle East	xx.xx	xx.xx	xx.xx	xx.xx	xx.xx	xx.xx	xx.xx
North America	xx.xx	xx.xx	xx.xx	xx.xx	xx.xx	xx.xx	xx.xx
Total	**xx.xx**	**xx.xx**	**xx.xx**	**xx.xx**	**xx.xx**	**xx.xx**	**xx.xx**

Table 320. Global Cosmetics ODM Market Size, by No Natural or Organic Positioning, by Group, 2017-2032 (USD Million)

Group	2023	2024	2025	2026	2027	2032	CAGR (%)
ASEAN	xx.xx	xx.xx	xx.xx	xx.xx	xx.xx	xx.xx	xx.xx
BRICS	xx.xx	xx.xx	xx.xx	xx.xx	xx.xx	xx.xx	xx.xx
European Union	xx.xx	xx.xx	xx.xx	xx.xx	xx.xx	xx.xx	xx.xx
G7	xx.xx	xx.xx	xx.xx	xx.xx	xx.xx	xx.xx	xx.xx
GCC	xx.xx	xx.xx	xx.xx	xx.xx	xx.xx	xx.xx	xx.xx
NATO	xx.xx	xx.xx	xx.xx	xx.xx	xx.xx	xx.xx	xx.xx

Table 321. Global Cosmetics ODM Market Size, by No Natural or Organic Positioning, by Country, 2017-2032 (USD Million)

Country	2023	2024	2025	2026	2027	2032	CAGR (%)
Australia	xx.xx	xx.xx	xx.xx	xx.xx	xx.xx	xx.xx	xx.xx
Brazil	xx.xx	xx.xx	xx.xx	xx.xx	xx.xx	xx.xx	xx.xx
Canada	xx.xx	xx.xx	xx.xx	xx.xx	xx.xx	xx.xx	xx.xx
China	xx.xx	xx.xx	xx.xx	xx.xx	xx.xx	xx.xx	xx.xx
France	xx.xx	xx.xx	xx.xx	xx.xx	xx.xx	xx.xx	xx.xx
Germany	xx.xx	xx.xx	xx.xx	xx.xx	xx.xx	xx.xx	xx.xx
India	xx.xx	xx.xx	xx.xx	xx.xx	xx.xx	xx.xx	xx.xx
Italy	xx.xx	xx.xx	xx.xx	xx.xx	xx.xx	xx.xx	xx.xx
Japan	xx.xx	xx.xx	xx.xx	xx.xx	xx.xx	xx.xx	xx.xx
Mexico	xx.xx	xx.xx	xx.xx	xx.xx	xx.xx	xx.xx	xx.xx
Russia	xx.xx	xx.xx	xx.xx	xx.xx	xx.xx	xx.xx	xx.xx
South Korea	xx.xx	xx.xx	xx.xx	xx.xx	xx.xx	xx.xx	xx.xx
Spain	xx.xx	xx.xx	xx.xx	xx.xx	xx.xx	xx.xx	xx.xx
United Kingdom	xx.xx	xx.xx	xx.xx	xx.xx	xx.xx	xx.xx	xx.xx
United States	xx.xx	xx.xx	xx.xx	xx.xx	xx.xx	xx.xx	xx.xx
Others	xx.xx	xx.xx	xx.xx	xx.xx	xx.xx	xx.xx	xx.xx
Total	**xx.xx**	**xx.xx**	**xx.xx**	**xx.xx**	**xx.xx**	**xx.xx**	**xx.xx**

19.2. Uncertified Natural or Organic Claims

Table 322. Global Cosmetics ODM Market Size, by Uncertified Natural or Organic Claims, by Region, 2017-2032 (USD Million)

Region	2023	2024	2025	2026	2027	2032	CAGR (%)
Africa	xx.xx	xx.xx	xx.xx	xx.xx	xx.xx	xx.xx	xx.xx
Asia-Pacific	xx.xx	xx.xx	xx.xx	xx.xx	xx.xx	xx.xx	xx.xx
Europe	xx.xx	xx.xx	xx.xx	xx.xx	xx.xx	xx.xx	xx.xx
Latin America	xx.xx	xx.xx	xx.xx	xx.xx	xx.xx	xx.xx	xx.xx
Middle East	xx.xx	xx.xx	xx.xx	xx.xx	xx.xx	xx.xx	xx.xx
North America	xx.xx	xx.xx	xx.xx	xx.xx	xx.xx	xx.xx	xx.xx
Total	**xx.xx**	**xx.xx**	**xx.xx**	**xx.xx**	**xx.xx**	**xx.xx**	**xx.xx**

Table 323. Global Cosmetics ODM Market Size, by Uncertified Natural or Organic Claims, by Group, 2017-2032 (USD Million)

Group	2023	2024	2025	2026	2027	2032	CAGR (%)
ASEAN	xx.xx	xx.xx	xx.xx	xx.xx	xx.xx	xx.xx	xx.xx
BRICS	xx.xx	xx.xx	xx.xx	xx.xx	xx.xx	xx.xx	xx.xx
European Union	xx.xx	xx.xx	xx.xx	xx.xx	xx.xx	xx.xx	xx.xx
G7	xx.xx	xx.xx	xx.xx	xx.xx	xx.xx	xx.xx	xx.xx
GCC	xx.xx	xx.xx	xx.xx	xx.xx	xx.xx	xx.xx	xx.xx
NATO	xx.xx	xx.xx	xx.xx	xx.xx	xx.xx	xx.xx	xx.xx

Table 324. Global Cosmetics ODM Market Size, by Uncertified Natural or Organic Claims, by Country, 2017-2032 (USD Million)

Country	2023	2024	2025	2026	2027	2032	CAGR (%)
Australia	xx.xx	xx.xx	xx.xx	xx.xx	xx.xx	xx.xx	xx.xx
Brazil	xx.xx	xx.xx	xx.xx	xx.xx	xx.xx	xx.xx	xx.xx
Canada	xx.xx	xx.xx	xx.xx	xx.xx	xx.xx	xx.xx	xx.xx
China	xx.xx	xx.xx	xx.xx	xx.xx	xx.xx	xx.xx	xx.xx
France	xx.xx	xx.xx	xx.xx	xx.xx	xx.xx	xx.xx	xx.xx
Germany	xx.xx	xx.xx	xx.xx	xx.xx	xx.xx	xx.xx	xx.xx
India	xx.xx	xx.xx	xx.xx	xx.xx	xx.xx	xx.xx	xx.xx
Italy	xx.xx	xx.xx	xx.xx	xx.xx	xx.xx	xx.xx	xx.xx
Japan	xx.xx	xx.xx	xx.xx	xx.xx	xx.xx	xx.xx	xx.xx
Mexico	xx.xx	xx.xx	xx.xx	xx.xx	xx.xx	xx.xx	xx.xx
Russia	xx.xx	xx.xx	xx.xx	xx.xx	xx.xx	xx.xx	xx.xx
South Korea	xx.xx	xx.xx	xx.xx	xx.xx	xx.xx	xx.xx	xx.xx
Spain	xx.xx	xx.xx	xx.xx	xx.xx	xx.xx	xx.xx	xx.xx
United Kingdom	xx.xx	xx.xx	xx.xx	xx.xx	xx.xx	xx.xx	xx.xx
United States	xx.xx	xx.xx	xx.xx	xx.xx	xx.xx	xx.xx	xx.xx
Others	xx.xx	xx.xx	xx.xx	xx.xx	xx.xx	xx.xx	xx.xx
Total	**xx.xx**	**xx.xx**	**xx.xx**	**xx.xx**	**xx.xx**	**xx.xx**	**xx.xx**

19.3. Natural Certification

Table 325. Global Cosmetics ODM Market Size, by Natural Certification, by Region, 2017-2032 (USD Million)

Region	2023	2024	2025	2026	2027	2032	CAGR (%)
Africa	xx.xx	xx.xx	xx.xx	xx.xx	xx.xx	xx.xx	xx.xx
Asia-Pacific	xx.xx	xx.xx	xx.xx	xx.xx	xx.xx	xx.xx	xx.xx
Europe	xx.xx	xx.xx	xx.xx	xx.xx	xx.xx	xx.xx	xx.xx
Latin America	xx.xx	xx.xx	xx.xx	xx.xx	xx.xx	xx.xx	xx.xx
Middle East	xx.xx	xx.xx	xx.xx	xx.xx	xx.xx	xx.xx	xx.xx
North America	xx.xx	xx.xx	xx.xx	xx.xx	xx.xx	xx.xx	xx.xx
Total	**xx.xx**	**xx.xx**	**xx.xx**	**xx.xx**	**xx.xx**	**xx.xx**	**xx.xx**

Table 326. Global Cosmetics ODM Market Size, by Natural Certification, by Group, 2017-2032 (USD Million)

Group	2023	2024	2025	2026	2027	2032	CAGR (%)
ASEAN	xx.xx	xx.xx	xx.xx	xx.xx	xx.xx	xx.xx	xx.xx
BRICS	xx.xx	xx.xx	xx.xx	xx.xx	xx.xx	xx.xx	xx.xx
European Union	xx.xx	xx.xx	xx.xx	xx.xx	xx.xx	xx.xx	xx.xx
G7	xx.xx	xx.xx	xx.xx	xx.xx	xx.xx	xx.xx	xx.xx
GCC	xx.xx	xx.xx	xx.xx	xx.xx	xx.xx	xx.xx	xx.xx
NATO	xx.xx	xx.xx	xx.xx	xx.xx	xx.xx	xx.xx	xx.xx

Table 327. Global Cosmetics ODM Market Size, by Natural Certification, by Country, 2017-2032 (USD Million)

Country	2023	2024	2025	2026	2027	2032	CAGR (%)
Australia	xx.xx	xx.xx	xx.xx	xx.xx	xx.xx	xx.xx	xx.xx
Brazil	xx.xx	xx.xx	xx.xx	xx.xx	xx.xx	xx.xx	xx.xx
Canada	xx.xx	xx.xx	xx.xx	xx.xx	xx.xx	xx.xx	xx.xx
China	xx.xx	xx.xx	xx.xx	xx.xx	xx.xx	xx.xx	xx.xx
France	xx.xx	xx.xx	xx.xx	xx.xx	xx.xx	xx.xx	xx.xx
Germany	xx.xx	xx.xx	xx.xx	xx.xx	xx.xx	xx.xx	xx.xx
India	xx.xx	xx.xx	xx.xx	xx.xx	xx.xx	xx.xx	xx.xx
Italy	xx.xx	xx.xx	xx.xx	xx.xx	xx.xx	xx.xx	xx.xx
Japan	xx.xx	xx.xx	xx.xx	xx.xx	xx.xx	xx.xx	xx.xx
Mexico	xx.xx	xx.xx	xx.xx	xx.xx	xx.xx	xx.xx	xx.xx
Russia	xx.xx	xx.xx	xx.xx	xx.xx	xx.xx	xx.xx	xx.xx
South Korea	xx.xx	xx.xx	xx.xx	xx.xx	xx.xx	xx.xx	xx.xx
Spain	xx.xx	xx.xx	xx.xx	xx.xx	xx.xx	xx.xx	xx.xx
United Kingdom	xx.xx	xx.xx	xx.xx	xx.xx	xx.xx	xx.xx	xx.xx
United States	xx.xx	xx.xx	xx.xx	xx.xx	xx.xx	xx.xx	xx.xx
Others	xx.xx	xx.xx	xx.xx	xx.xx	xx.xx	xx.xx	xx.xx
Total	**xx.xx**	**xx.xx**	**xx.xx**	**xx.xx**	**xx.xx**	**xx.xx**	**xx.xx**

19.4. Organic Certification

Table 328. Global Cosmetics ODM Market Size, by Organic Certification, by Region, 2017-2032 (USD Million)

Region	2023	2024	2025	2026	2027	2032	CAGR (%)
Africa	xx.xx	xx.xx	xx.xx	xx.xx	xx.xx	xx.xx	xx.xx
Asia-Pacific	xx.xx	xx.xx	xx.xx	xx.xx	xx.xx	xx.xx	xx.xx
Europe	xx.xx	xx.xx	xx.xx	xx.xx	xx.xx	xx.xx	xx.xx
Latin America	xx.xx	xx.xx	xx.xx	xx.xx	xx.xx	xx.xx	xx.xx
Middle East	xx.xx	xx.xx	xx.xx	xx.xx	xx.xx	xx.xx	xx.xx
North America	xx.xx	xx.xx	xx.xx	xx.xx	xx.xx	xx.xx	xx.xx
Total	**xx.xx**	**xx.xx**	**xx.xx**	**xx.xx**	**xx.xx**	**xx.xx**	**xx.xx**

Table 329. Global Cosmetics ODM Market Size, by Organic Certification, by Group, 2017-2032 (USD Million)

Group	2023	2024	2025	2026	2027	2032	CAGR (%)
ASEAN	xx.xx	xx.xx	xx.xx	xx.xx	xx.xx	xx.xx	xx.xx
BRICS	xx.xx	xx.xx	xx.xx	xx.xx	xx.xx	xx.xx	xx.xx
European Union	xx.xx	xx.xx	xx.xx	xx.xx	xx.xx	xx.xx	xx.xx
G7	xx.xx	xx.xx	xx.xx	xx.xx	xx.xx	xx.xx	xx.xx
GCC	xx.xx	xx.xx	xx.xx	xx.xx	xx.xx	xx.xx	xx.xx
NATO	xx.xx	xx.xx	xx.xx	xx.xx	xx.xx	xx.xx	xx.xx

Table 330. Global Cosmetics ODM Market Size, by Organic Certification, by Country, 2017-2032 (USD Million)

Country	2023	2024	2025	2026	2027	2032	CAGR (%)
Australia	xx.xx	xx.xx	xx.xx	xx.xx	xx.xx	xx.xx	xx.xx
Brazil	xx.xx	xx.xx	xx.xx	xx.xx	xx.xx	xx.xx	xx.xx
Canada	xx.xx	xx.xx	xx.xx	xx.xx	xx.xx	xx.xx	xx.xx
China	xx.xx	xx.xx	xx.xx	xx.xx	xx.xx	xx.xx	xx.xx
France	xx.xx	xx.xx	xx.xx	xx.xx	xx.xx	xx.xx	xx.xx
Germany	xx.xx	xx.xx	xx.xx	xx.xx	xx.xx	xx.xx	xx.xx
India	xx.xx	xx.xx	xx.xx	xx.xx	xx.xx	xx.xx	xx.xx
Italy	xx.xx	xx.xx	xx.xx	xx.xx	xx.xx	xx.xx	xx.xx
Japan	xx.xx	xx.xx	xx.xx	xx.xx	xx.xx	xx.xx	xx.xx
Mexico	xx.xx	xx.xx	xx.xx	xx.xx	xx.xx	xx.xx	xx.xx
Russia	xx.xx	xx.xx	xx.xx	xx.xx	xx.xx	xx.xx	xx.xx
South Korea	xx.xx	xx.xx	xx.xx	xx.xx	xx.xx	xx.xx	xx.xx
Spain	xx.xx	xx.xx	xx.xx	xx.xx	xx.xx	xx.xx	xx.xx
United Kingdom	xx.xx	xx.xx	xx.xx	xx.xx	xx.xx	xx.xx	xx.xx
United States	xx.xx	xx.xx	xx.xx	xx.xx	xx.xx	xx.xx	xx.xx
Others	xx.xx	xx.xx	xx.xx	xx.xx	xx.xx	xx.xx	xx.xx
Total	**xx.xx**	**xx.xx**	**xx.xx**	**xx.xx**	**xx.xx**	**xx.xx**	**xx.xx**

20. Cosmetics ODM Market, by Region

North American commissioning should distinguish destination support from manufacturing proximity. The United States applies MoCRA obligations to applicable cosmetic engagements, while Canada requires its own cosmetic notification. ■ ■■■■■■■■■■ ■■■■■■■■■■■ ■■■■ ■■■ ■■■■■■■■■■■ ■■■■ ■■■ ■■■■■■■■■ ■■■■■■■■■ ■■■ ■■■ ■■■■■■ ■■■■■■ ■■■■■■ ■■■■■■■ ■■■ ■■■■■■■ ■■■ ■■■■■■■■■■ ■■■■■■■■■■■ ■■■■■■■■ ■■■ ■■■■ ■■■■■■■■■■■■ ■■■■■■ ■■■■ ■■■■■■ ■■ ■■■ ■■■■■■ ■■■■■■■ ■■ ■■■■■■■■ ■■■■■■■ ■■■■■■■■ ■■■■■■■■■■ ■■■■■■■ ■ ■■■■■■■■■ ■■■■■■■■■■■ ■■■■ ■■■ ■■■■■ ■■■ ■■■■■■ ■■■ ■■■■■ ■■■■■■■■■■■■ ■■■ ■■■■■■ ■■■ ■■■■■■■■■ ■■■■■■■■■■■■

■■■■■ ■■■■■■■■ ■■■■■■ ■■■■■■■■ ■■■■■■■■■ ■■ ■■■ ■■■■■■■■ ■■ ■■■ ■■■■■■■■■ ■■■ ■■■■■■■■■ ■■■■■■■■ ■■■■■■ ■■■■■■■■■■■■ ■■■■ ■■■■■■■■■■■■ ■■■■■■■■ ■■■■■■■■■■■■■■■■■ ■■■■■■ ■■■■■■■■■■■■■ ■■■■■■■ ■■■■■■■■■■■■■■■ ■■ ■■■ ■■■■■■■■■■■■■ ■■■■■■■■■■■■■■ ■■■■■■■■■■■■■■■ Buyers commissioning Brazilian distribution should establish who maintains that information before approving an overseas manufacturing arrangement or a replacement site. This is a Brazilian access requirement, not evidence of a uniform Latin American process; another destination requires its own acceptance review.

In Europe, regulatory change can alter the suitability of an established catalog offering without changing its cosmetic function. ■■■ ■■ ■■■■■■■■■■■■■■■■■■ ■■■■■■■■ ■■■■■■■■■■ ■■■ ■■■■■■■■ ■■■■■■■■■■ ■■■■■■■■ ■■ ■■■ ■■■■■■ ■■■■■■ ■■ ■■■■ ■■■ ■■■■■ ■■■■■■■■■■ ■■■■■■■■■ ■■■■■■■■ ■■■■■■■ ■■■ ■■■■■■ ■■■■■■■■■ ■■■■■■■■ ■■■■■ ■■■ ■■■■■ ■■■■■■■■■■ ■■■■■■■■■■■■■■ ■■■■■■ ■■■■■■■■■■■■ ■■■ ■■■■■■■■■■ ■■■■ ■■■■■■■■■■ ■■■■■■■■■■■■■ ■■■■■■ ■■■■■■■■■■ ■■■■■■■■ ■■ ■■■■■■ ■■■■■■■■ ■■■■■■■■ ■■ ■■■■■■■■■■■■ ■■■■■ ■■ ■■■■■■■■■■■■ ■■■■ ■■■■■ ■■■ ■■■■■■■ ■■■■■■■ ■■■■■■■■■ ■■■■ ■■■■■■■ These EU dates should not be applied automatically to every European destination.

Asia-Pacific offers distributed development resources rather than interchangeable execution sites. ■■■■■■■■■■ ■■■ ■■■■■■■■■ ■■■■■■■■■■ ■■■■■■■■■ ■■■■■■■■ ■■ ■■■■■ ■■■ ■■■■■ ■■■■■■■ ■■■■■■■■■■■ ■■■■■■■■■■■■ ■■■■■■ ■■■■■■■■■■ ■■■■■ ■■■■■■■■■■■■■ ■■■■■■■■■■■■■ ■■■■ ■■■■■■■■■■■■■■■■■ ■■■■■■■■ ■■■■■ ■■■■■ ■■■■■■■■■■■■■ ■■■■■■■■■ ■■■■■■■■■ ■■■■ ■■■■■■■■■■■■ ■■■■■■■■■ ■■■■■■■■■ ■■■■■■■■■ ■■■■■■■ ■■■■■■■ ■■■■■■■ ■■■ ■■■■■■■■ ■■■■■■■■■■■■ ■■■ ■■■■■■■■■ ■■■■■■■■■ ■■■■■■■■ ■■■ ■■■■■■■■■■■■ ■■■■■■■■■ Access to a regional network can broaden options, but it does not establish that every site can deliver the same regulated offering.

Middle Eastern hospitality commissioning needs a defined local service interface as well as cosmetic conformity. ■■■■■■ ■■■■ ■■■■■■■■■ ■■■ ■■■■■■■■■■■ ■■■■■ ■■■■■■■■■■■ ■■■ ■■■■■■■■ ■■■■■■ ■■■ ■■■■■■■■ ■■■■■■■■■■■■■■■■■■■ ■■■■■■■■ ■■■ ■■■■■■■■ ■■ ■■■ ■■■■■■■ ■■■■ ■■■■■■■■■ ■■■ ■■■■■■■■■ ■■■■■■■■■■ ■■■■■■■■ ■■■■ ■■■■■■■■■■ ■ ■■■■■ ■■■■■■■■■ ■■ ■■■■■ ■■■■■■■■ ■■■ ■■■■■■■■■■■ ■■■■■■■■■■■■■ ■■■■■ ■■■ ■■■■■■■■■■■■■ ■■ ■■■■■■■■ ■■■■■■ ■■■■■■ ■■■■■■ ■ ■■■■■ ■■■■■■■■ ■■■ ■■■■■■■■■■ ■■■■■■■■■■■■■ ■■■ ■■■■■■■■■■ ■■■■■■■■■■■■■ ■■■■■■■■■■■■■■■■■■■ ■■■ ■■■■■■ ■■ ■■■■■■■■■■■■■ Direct ODM engagement is preferable when those capabilities are already available internally.

[redacted] An overseas manufacturing credential does not settle that interface, while use of a local intermediary does not establish continent-wide access. The Kenyan example supports transaction-specific coordination, not a general preference for local or imported cosmetics across Africa.

Figure 43. Global Cosmetics ODM Market, by Region: Market share evolution, 2025-2032

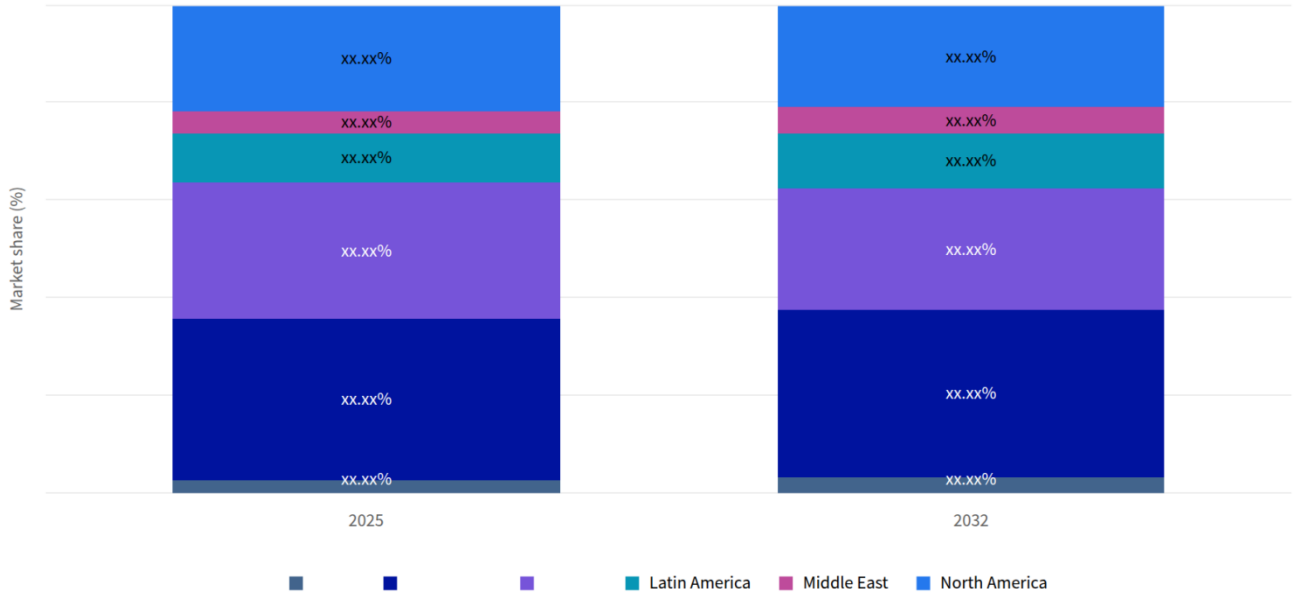

Figure 44. Global Cosmetics ODM Market, by Region: Market size by category, 2025

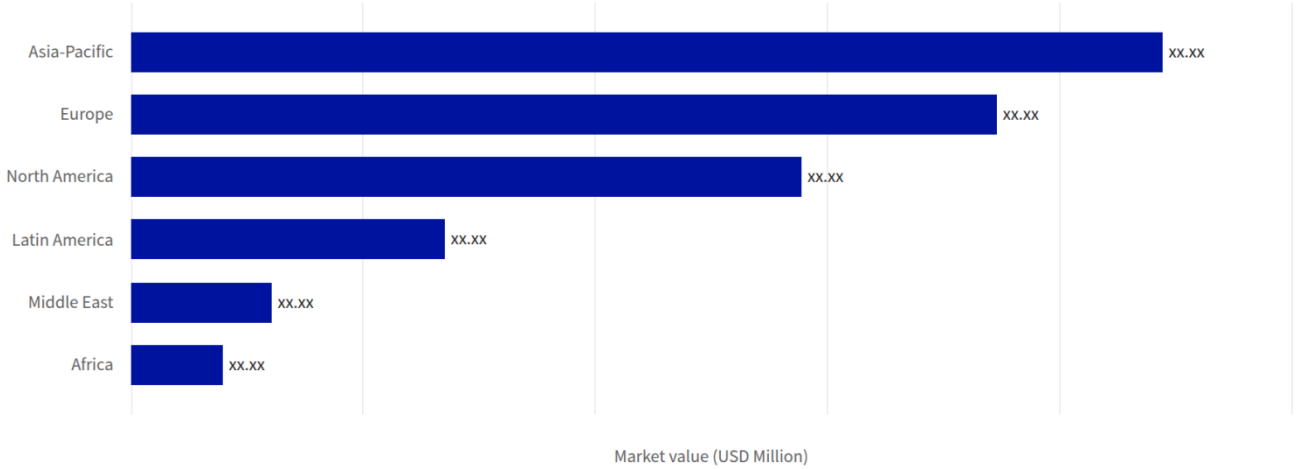

Figure 45. Global Cosmetics ODM Market, Regional growth by Formulation Water Basis, 2025-2032 (CAGR %)

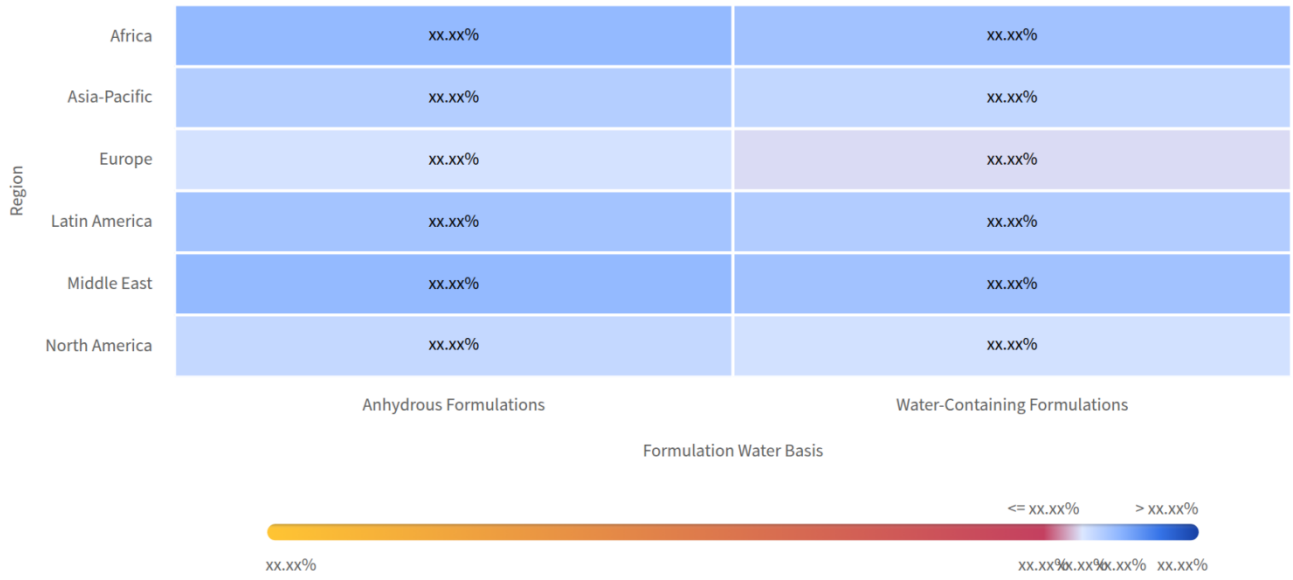

Table 331. Global Cosmetics ODM Market, by Region growth contribution, 2025-2032

Category	2025 value (USD Million)	2032 value (USD Million)	Added value (USD Million)	2025 share (%)	2032 share (%)	Change (pp)	Growth share (%)	CAGR (%)
Africa	xx.xx	xx.xx	xx.xx	xx.xx	xx.xx	xx.xx	xx.xx	xx.xx
Asia-Pacific	xx.xx	xx.xx	xx.xx	xx.xx	xx.xx	xx.xx	xx.xx	xx.xx
Europe	xx.xx	xx.xx	xx.xx	xx.xx	xx.xx	xx.xx	xx.xx	xx.xx
Latin America	xx.xx	xx.xx	xx.xx	xx.xx	xx.xx	xx.xx	xx.xx	xx.xx
Middle East	xx.xx	xx.xx	xx.xx	xx.xx	xx.xx	xx.xx	xx.xx	xx.xx
North America	xx.xx	xx.xx	xx.xx	xx.xx	xx.xx	xx.xx	xx.xx	xx.xx
Scope total	**xx.xx**	**xx.xx**	**xx.xx**	**xx.xx**	**xx.xx**	**xx.xx**	**xx.xx**	**xx.xx**

Table 332. Global Cosmetics ODM Market Size, by Region, 2017-2032 (USD Million)

Region	2023	2024	2025	2026	2027	2032	CAGR (%)
Africa	xx.xx	xx.xx	xx.xx	xx.xx	xx.xx	xx.xx	xx.xx
Asia-Pacific	xx.xx	xx.xx	xx.xx	xx.xx	xx.xx	xx.xx	xx.xx
Europe	xx.xx	xx.xx	xx.xx	xx.xx	xx.xx	xx.xx	xx.xx
Latin America	xx.xx	xx.xx	xx.xx	xx.xx	xx.xx	xx.xx	xx.xx
Middle East	xx.xx	xx.xx	xx.xx	xx.xx	xx.xx	xx.xx	xx.xx
North America	xx.xx	xx.xx	xx.xx	xx.xx	xx.xx	xx.xx	xx.xx
Total	**xx.xx**	**xx.xx**	**xx.xx**	**xx.xx**	**xx.xx**	**xx.xx**	**xx.xx**

Sources & Evidence

1. Research & Innovation | Intercos Group
   · Intercos identifies Asian research centers in China and South Korea. These disclosed resources do not establish interchangeable manufacturing capability. ([intercos.com](https://www.intercos.com/research-and-development-innovation/))
2. Modernization of Cosmetics Regulation Act of 2022 (MoCRA) | FDA
   · MoCRA establishes applicable cosmetic facility registration, product listing, safety-record, and adverse-event obligations; this supports destination-specific U.S. service requirements. ([fda.gov](https://www.fda.gov/cosmetics/cosmetics-laws-regulations/modernization-cosmetics-regulation-act-2022-mocra))
3. The Provisions for Registration and Filing of Cosmetics - NMPA
   · China distinguishes special-cosmetic registration from general-cosmetic filing, supporting a destination-specific qualification gate in Asia-Pacific. ([english.nmpa.gov.cn](https://english.nmpa.gov.cn/2022-xx.xx/xx.xx/c_785637.htm))
4. Frequently Asked Questions | Pharmaceuticals and Medical Devices Agency
   · Japan distinguishes ordinary cosmetics complying with its Standards for Cosmetics from quasi-drugs requiring marketing approval. ([pmda.go.jp](https://www.pmda.go.jp/english/about-pmda/xx.xx.html))
5. About Groupe GM
   · Groupe GM describes hospitality affiliates and exclusive distributors providing tailored delivery and services. This illustrates a local service interface without establishing any particular engagement's obligations. ([groupegm.com](https://groupegm.com/about-us/))
6. Notification of Cosmetics: Guide for Cosmetic Notifications | Health Canada
   · Canada has its own cosmetic notification obligation, supporting separate destination coordination within North America. ([canada.ca](https://www.canada.ca/en/health-canada/services/consumer-product-safety/cosmetics/notification-cosmetics/guide.html))
7. Commission Regulation (EU) 2023/1545 - Labeling of Fragrance Allergens in Cosmetic Products
   · Regulation (EU) 2023/xx.xx provides July xx.xx 2026 placement and July xx.xx 2028 making-available transitions for qualifying products. The analysis follows that distinction rather than treating the later date as permission for new placement. ([eur-lex.europa.eu](https://eur-lex.europa.eu/eli/reg/2023/xx.xx/oj/eng))
8. Service Card for Cosmetics Products - UAE Ministry of Industry and Advanced Technology
   · The UAE cosmetics conformity service identifies a valid local industry or trade license and distributor agreement among its documentary requirements. ([eservices.moiat.gov.ae](https://eservices.moiat.gov.ae/backend/api/v1.xx.xx/UploadAttachment/GetAttachmentByRecordId?download=true&recordAttachmentId=xx.xx))
9. PVoC Overview - Kenya Bureau of Standards
   · KEBS describes pre-export conformity verification, the certificate's cargo-clearance role, and destination inspection for specified supply origins. Applicability must be confirmed for the actual shipment. ([inspection.kebs.go.ke](https://inspection.kebs.go.ke/pvoc-services/))
10. Filing of Registration-Exempt Cosmetics Through Solicita/Datavisa - Anvisa
    · Anvisa requires the international manufacturing establishment's unique code in imported-product filings under the Solicita/Datavisa arrangements. This is a Brazilian example, not a region-wide requirement. ([gov.br](https://www.gov.br/anvisa/pt-br/assuntos/noticias-anvisa/2025/peticionamento-de-cosmeticos-isentos-de-registro-deve-ser-feito-exclusivamente-pelo-solicita-datavisa/))

20.1. Asia-Pacific

Table 333. Asia-Pacific Cosmetics ODM Market, by Country growth contribution, 2025-2032

Category	2025 value (USD Million)	2032 value (USD Million)	Added value (USD Million)	2025 share (%)	2032 share (%)	Change (pp)	Growth share (%)	CAGR (%)
Australia	xx.xx	xx.xx	xx.xx	xx.xx	xx.xx	xx.xx	xx.xx	xx.xx
China	xx.xx	xx.xx	xx.xx	xx.xx	xx.xx	xx.xx	xx.xx	xx.xx
India	xx.xx	xx.xx	xx.xx	xx.xx	xx.xx	xx.xx	xx.xx	xx.xx
Indonesia	xx.xx	xx.xx	xx.xx	xx.xx	xx.xx	xx.xx	xx.xx	xx.xx
Japan	xx.xx	xx.xx	xx.xx	xx.xx	xx.xx	xx.xx	xx.xx	xx.xx
Malaysia	xx.xx	xx.xx	xx.xx	xx.xx	xx.xx	xx.xx	xx.xx	xx.xx
Philippines	xx.xx	xx.xx	xx.xx	xx.xx	xx.xx	xx.xx	xx.xx	xx.xx
Singapore	xx.xx	xx.xx	xx.xx	xx.xx	xx.xx	xx.xx	xx.xx	xx.xx
South Korea	xx.xx	xx.xx	xx.xx	xx.xx	xx.xx	xx.xx	xx.xx	xx.xx
Taiwan	xx.xx	xx.xx	xx.xx	xx.xx	xx.xx	xx.xx	xx.xx	xx.xx
Thailand	xx.xx	xx.xx	xx.xx	xx.xx	xx.xx	xx.xx	xx.xx	xx.xx
Unallocated / remaining scope	xx.xx	xx.xx	xx.xx	xx.xx	xx.xx	xx.xx	xx.xx	xx.xx
Scope total	**xx.xx**	**xx.xx**	**xx.xx**	**xx.xx**	**xx.xx**	**xx.xx**	**xx.xx**	**xx.xx**

Table 334. Asia-Pacific Cosmetics ODM Market Size, by Region, 2017-2032 (USD Million)

Region	2023	2024	2025	2026	2027	2032	CAGR (%)
Australia	xx.xx	xx.xx	xx.xx	xx.xx	xx.xx	xx.xx	xx.xx
China	xx.xx	xx.xx	xx.xx	xx.xx	xx.xx	xx.xx	xx.xx
India	xx.xx	xx.xx	xx.xx	xx.xx	xx.xx	xx.xx	xx.xx
Indonesia	xx.xx	xx.xx	xx.xx	xx.xx	xx.xx	xx.xx	xx.xx
Japan	xx.xx	xx.xx	xx.xx	xx.xx	xx.xx	xx.xx	xx.xx
Malaysia	xx.xx	xx.xx	xx.xx	xx.xx	xx.xx	xx.xx	xx.xx
Philippines	xx.xx	xx.xx	xx.xx	xx.xx	xx.xx	xx.xx	xx.xx
Singapore	xx.xx	xx.xx	xx.xx	xx.xx	xx.xx	xx.xx	xx.xx
South Korea	xx.xx	xx.xx	xx.xx	xx.xx	xx.xx	xx.xx	xx.xx
Taiwan	xx.xx	xx.xx	xx.xx	xx.xx	xx.xx	xx.xx	xx.xx
Thailand	xx.xx	xx.xx	xx.xx	xx.xx	xx.xx	xx.xx	xx.xx
Others	xx.xx	xx.xx	xx.xx	xx.xx	xx.xx	xx.xx	xx.xx
Total	**xx.xx**	**xx.xx**	**xx.xx**	**xx.xx**	**xx.xx**	**xx.xx**	**xx.xx**

Table 335. Asia-Pacific Cosmetics ODM Market Size, by Product Category, 2017-2032 (USD Million)

Product Category	2023	2024	2025	2026	2027	2032	CAGR (%)
Bath and Body Cleansing	xx.xx	xx.xx	xx.xx	xx.xx	xx.xx	xx.xx	xx.xx
Deodorants and Antiperspirants	xx.xx	xx.xx	xx.xx	xx.xx	xx.xx	xx.xx	xx.xx
External Intimate Care	xx.xx	xx.xx	xx.xx	xx.xx	xx.xx	xx.xx	xx.xx
Hair Care	xx.xx	xx.xx	xx.xx	xx.xx	xx.xx	xx.xx	xx.xx
Hair Coloring and Lightening	xx.xx	xx.xx	xx.xx	xx.xx	xx.xx	xx.xx	xx.xx
Makeup	xx.xx	xx.xx	xx.xx	xx.xx	xx.xx	xx.xx	xx.xx
Nail Cosmetics	xx.xx	xx.xx	xx.xx	xx.xx	xx.xx	xx.xx	xx.xx
Oral Care	xx.xx	xx.xx	xx.xx	xx.xx	xx.xx	xx.xx	xx.xx
Personal Fragrance	xx.xx	xx.xx	xx.xx	xx.xx	xx.xx	xx.xx	xx.xx
Shaving and Hair Removal	xx.xx	xx.xx	xx.xx	xx.xx	xx.xx	xx.xx	xx.xx
Skin Care	xx.xx	xx.xx	xx.xx	xx.xx	xx.xx	xx.xx	xx.xx
Sun and Tanning Care	xx.xx	xx.xx	xx.xx	xx.xx	xx.xx	xx.xx	xx.xx
Total	**xx.xx**	**xx.xx**	**xx.xx**	**xx.xx**	**xx.xx**	**xx.xx**	**xx.xx**

Table 336. Asia-Pacific Cosmetics ODM Market Size, by Skin Care, 2017-2032 (USD Million)

Skin Care	2023	2024	2025	2026	2027	2032	CAGR (%)
Anti-Aging and Tone Care	xx.xx	xx.xx	xx.xx	xx.xx	xx.xx	xx.xx	xx.xx
Facial Cleansing and Makeup Removal	xx.xx	xx.xx	xx.xx	xx.xx	xx.xx	xx.xx	xx.xx
Moisturizing and Skin Conditioning	xx.xx	xx.xx	xx.xx	xx.xx	xx.xx	xx.xx	xx.xx
Skin Exfoliation	xx.xx	xx.xx	xx.xx	xx.xx	xx.xx	xx.xx	xx.xx
Total	**xx.xx**	**xx.xx**	**xx.xx**	**xx.xx**	**xx.xx**	**xx.xx**	**xx.xx**

Table 337. Asia-Pacific Cosmetics ODM Market Size, by Makeup, 2017-2032 (USD Million)

Makeup	2023	2024	2025	2026	2027	2032	CAGR (%)
Body Makeup	xx.xx	xx.xx	xx.xx	xx.xx	xx.xx	xx.xx	xx.xx
Eye and Brow Cosmetics	xx.xx	xx.xx	xx.xx	xx.xx	xx.xx	xx.xx	xx.xx
Face Makeup	xx.xx	xx.xx	xx.xx	xx.xx	xx.xx	xx.xx	xx.xx
Lip Makeup	xx.xx	xx.xx	xx.xx	xx.xx	xx.xx	xx.xx	xx.xx
Total	**xx.xx**	**xx.xx**	**xx.xx**	**xx.xx**	**xx.xx**	**xx.xx**	**xx.xx**

Table 338. Asia-Pacific Cosmetics ODM Market Size, by Hair Care, 2017-2032 (USD Million)

Hair Care	2023	2024	2025	2026	2027	2032	CAGR (%)
Hair Cleansing	xx.xx	xx.xx	xx.xx	xx.xx	xx.xx	xx.xx	xx.xx
Hair Conditioning and Scalp Care	xx.xx	xx.xx	xx.xx	xx.xx	xx.xx	xx.xx	xx.xx
Hair Styling	xx.xx	xx.xx	xx.xx	xx.xx	xx.xx	xx.xx	xx.xx
Hair Texture Modification	xx.xx	xx.xx	xx.xx	xx.xx	xx.xx	xx.xx	xx.xx
Total	**xx.xx**	**xx.xx**	**xx.xx**	**xx.xx**	**xx.xx**	**xx.xx**	**xx.xx**

Table 339. Asia-Pacific Cosmetics ODM Market Size, by Sun and Tanning Care, 2017-2032 (USD Million)

Sun and Tanning Care	2023	2024	2025	2026	2027	2032	CAGR (%)
After-Sun Care	xx.xx	xx.xx	xx.xx	xx.xx	xx.xx	xx.xx	xx.xx
Sun Protection	xx.xx	xx.xx	xx.xx	xx.xx	xx.xx	xx.xx	xx.xx
Sun-Tanning Care	xx.xx	xx.xx	xx.xx	xx.xx	xx.xx	xx.xx	xx.xx
Sunless Tanning	xx.xx	xx.xx	xx.xx	xx.xx	xx.xx	xx.xx	xx.xx
Total	**xx.xx**	**xx.xx**	**xx.xx**	**xx.xx**	**xx.xx**	**xx.xx**	**xx.xx**

Table 340. Asia-Pacific Cosmetics ODM Market Size, by Nail Cosmetics, 2017-2032 (USD Million)

Nail Cosmetics	2023	2024	2025	2026	2027	2032	CAGR (%)
Nail and Cuticle Care	xx.xx	xx.xx	xx.xx	xx.xx	xx.xx	xx.xx	xx.xx
Nail Color and Coatings	xx.xx	xx.xx	xx.xx	xx.xx	xx.xx	xx.xx	xx.xx
Nail Enhancement and Adhesives	xx.xx	xx.xx	xx.xx	xx.xx	xx.xx	xx.xx	xx.xx
Nail Product Removers	xx.xx	xx.xx	xx.xx	xx.xx	xx.xx	xx.xx	xx.xx
Total	**xx.xx**	**xx.xx**	**xx.xx**	**xx.xx**	**xx.xx**	**xx.xx**	**xx.xx**

Table 341. Asia-Pacific Cosmetics ODM Market Size, by Bath and Body Cleansing, 2017-2032 (USD Million)

Bath and Body Cleansing	2023	2024	2025	2026	2027	2032	CAGR (%)
Bath Additives	xx.xx	xx.xx	xx.xx	xx.xx	xx.xx	xx.xx	xx.xx
Body Cleansers	xx.xx	xx.xx	xx.xx	xx.xx	xx.xx	xx.xx	xx.xx
Total	**xx.xx**	**xx.xx**	**xx.xx**	**xx.xx**	**xx.xx**	**xx.xx**	**xx.xx**

Table 342. Asia-Pacific Cosmetics ODM Market Size, by Hair Coloring and Lightening, 2017-2032 (USD Million)

Hair Coloring and Lightening	2023	2024	2025	2026	2027	2032	CAGR (%)
Hair Colorants	xx.xx	xx.xx	xx.xx	xx.xx	xx.xx	xx.xx	xx.xx
Hair Lighteners	xx.xx	xx.xx	xx.xx	xx.xx	xx.xx	xx.xx	xx.xx
Total	**xx.xx**	**xx.xx**	**xx.xx**	**xx.xx**	**xx.xx**	**xx.xx**	**xx.xx**

Table 343. Asia-Pacific Cosmetics ODM Market Size, by Oral Care, 2017-2032 (USD Million)

Oral Care	2023	2024	2025	2026	2027	2032	CAGR (%)
Dentifrices	xx.xx	xx.xx	xx.xx	xx.xx	xx.xx	xx.xx	xx.xx
Mouthwash and Breath Fresheners	xx.xx	xx.xx	xx.xx	xx.xx	xx.xx	xx.xx	xx.xx
Tooth Whitening	xx.xx	xx.xx	xx.xx	xx.xx	xx.xx	xx.xx	xx.xx
Total	**xx.xx**	**xx.xx**	**xx.xx**	**xx.xx**	**xx.xx**	**xx.xx**	**xx.xx**

Table 344. Asia-Pacific Cosmetics ODM Market Size, by Deodorants and Antiperspirants, 2017-2032 (USD Million)

Deodorants and Antiperspirants	2023	2024	2025	2026	2027	2032	CAGR (%)
Antiperspirants	xx.xx	xx.xx	xx.xx	xx.xx	xx.xx	xx.xx	xx.xx
Deodorants	xx.xx	xx.xx	xx.xx	xx.xx	xx.xx	xx.xx	xx.xx
Total	**xx.xx**	**xx.xx**	**xx.xx**	**xx.xx**	**xx.xx**	**xx.xx**	**xx.xx**

Table 345. Asia-Pacific Cosmetics ODM Market Size, by Shaving and Hair Removal, 2017-2032 (USD Million)

Shaving and Hair Removal	2023	2024	2025	2026	2027	2032	CAGR (%)
Hair Removal	xx.xx	xx.xx	xx.xx	xx.xx	xx.xx	xx.xx	xx.xx
Shaving Care	xx.xx	xx.xx	xx.xx	xx.xx	xx.xx	xx.xx	xx.xx
Total	**xx.xx**	**xx.xx**	**xx.xx**	**xx.xx**	**xx.xx**	**xx.xx**	**xx.xx**

Table 346. Asia-Pacific Cosmetics ODM Market Size, by Product Format, 2017-2032 (USD Million)

Product Format	2023	2024	2025	2026	2027	2032	CAGR (%)
Coherent Solids	xx.xx	xx.xx	xx.xx	xx.xx	xx.xx	xx.xx	xx.xx
Cosmetic-Bearing Substrates	xx.xx	xx.xx	xx.xx	xx.xx	xx.xx	xx.xx	xx.xx
Foams and Mousses	xx.xx	xx.xx	xx.xx	xx.xx	xx.xx	xx.xx	xx.xx
Liquids	xx.xx	xx.xx	xx.xx	xx.xx	xx.xx	xx.xx	xx.xx
Loose Powders and Granules	xx.xx	xx.xx	xx.xx	xx.xx	xx.xx	xx.xx	xx.xx
Semisolids	xx.xx	xx.xx	xx.xx	xx.xx	xx.xx	xx.xx	xx.xx
Total	**xx.xx**	**xx.xx**	**xx.xx**	**xx.xx**	**xx.xx**	**xx.xx**	**xx.xx**

Table 347. Asia-Pacific Cosmetics ODM Market Size, by Semisolids, 2017-2032 (USD Million)

Semisolids	2023	2024	2025	2026	2027	2032	CAGR (%)
Balms and Pastes	xx.xx	xx.xx	xx.xx	xx.xx	xx.xx	xx.xx	xx.xx
Creams and Lotions	xx.xx	xx.xx	xx.xx	xx.xx	xx.xx	xx.xx	xx.xx
Gels	xx.xx	xx.xx	xx.xx	xx.xx	xx.xx	xx.xx	xx.xx
Total	**xx.xx**	**xx.xx**	**xx.xx**	**xx.xx**	**xx.xx**	**xx.xx**	**xx.xx**

Table 348. Asia-Pacific Cosmetics ODM Market Size, by Coherent Solids, 2017-2032 (USD Million)

Coherent Solids	2023	2024	2025	2026	2027	2032	CAGR (%)
Bars, Sticks, and Tablets	xx.xx	xx.xx	xx.xx	xx.xx	xx.xx	xx.xx	xx.xx
Pressed Powders	xx.xx	xx.xx	xx.xx	xx.xx	xx.xx	xx.xx	xx.xx
Solid Cosmetic Films	xx.xx	xx.xx	xx.xx	xx.xx	xx.xx	xx.xx	xx.xx
Total	**xx.xx**	**xx.xx**	**xx.xx**	**xx.xx**	**xx.xx**	**xx.xx**	**xx.xx**

Table 349. Asia-Pacific Cosmetics ODM Market Size, by Cosmetic-Bearing Substrates, 2017-2032 (USD Million)

Cosmetic-Bearing Substrates	2023	2024	2025	2026	2027	2032	CAGR (%)
Cosmetic-Bearing Masks and Patches	xx.xx	xx.xx	xx.xx	xx.xx	xx.xx	xx.xx	xx.xx
Cosmetic-Bearing Wipes and Pads	xx.xx	xx.xx	xx.xx	xx.xx	xx.xx	xx.xx	xx.xx
Total	**xx.xx**	**xx.xx**	**xx.xx**	**xx.xx**	**xx.xx**	**xx.xx**	**xx.xx**

Table 350. Asia-Pacific Cosmetics ODM Market Size, by Formulation Water Basis, 2017-2032 (USD Million)

Formulation Water Basis	2023	2024	2025	2026	2027	2032	CAGR (%)
Anhydrous Formulations	xx.xx	xx.xx	xx.xx	xx.xx	xx.xx	xx.xx	xx.xx
Water-Containing Formulations	xx.xx	xx.xx	xx.xx	xx.xx	xx.xx	xx.xx	xx.xx
Total	**xx.xx**	**xx.xx**	**xx.xx**	**xx.xx**	**xx.xx**	**xx.xx**	**xx.xx**

Table 351. Asia-Pacific Cosmetics ODM Market Size, by Usage Setting, 2017-2032 (USD Million)

Usage Setting	2023	2024	2025	2026	2027	2032	CAGR (%)
Hospitality and Institutional Amenities	xx.xx	xx.xx	xx.xx	xx.xx	xx.xx	xx.xx	xx.xx
Personal and Take-Home Use	xx.xx	xx.xx	xx.xx	xx.xx	xx.xx	xx.xx	xx.xx
Professional Treatment Use	xx.xx	xx.xx	xx.xx	xx.xx	xx.xx	xx.xx	xx.xx
Total	**xx.xx**	**xx.xx**	**xx.xx**	**xx.xx**	**xx.xx**	**xx.xx**	**xx.xx**

Table 352. Asia-Pacific Cosmetics ODM Market Size, by Commissioning Buyer, 2017-2032 (USD Million)

Commissioning Buyer	2023	2024	2025	2026	2027	2032	CAGR (%)
Beauty and Personal Care Brand Operators	xx.xx	xx.xx	xx.xx	xx.xx	xx.xx	xx.xx	xx.xx
Hospitality and Institutional Amenity Operators	xx.xx	xx.xx	xx.xx	xx.xx	xx.xx	xx.xx	xx.xx
Importer and Distributor Brand Operators	xx.xx	xx.xx	xx.xx	xx.xx	xx.xx	xx.xx	xx.xx
Professional Beauty Businesses	xx.xx	xx.xx	xx.xx	xx.xx	xx.xx	xx.xx	xx.xx
Retailer Private-Label Operators	xx.xx	xx.xx	xx.xx	xx.xx	xx.xx	xx.xx	xx.xx
Total	**xx.xx**	**xx.xx**	**xx.xx**	**xx.xx**	**xx.xx**	**xx.xx**	**xx.xx**

Table 353. Asia-Pacific Cosmetics ODM Market Size, by Supply Completion, 2017-2032 (USD Million)

Supply Completion	2023	2024	2025	2026	2027	2032	CAGR (%)
Bulk Cosmetic Supply	xx.xx	xx.xx	xx.xx	xx.xx	xx.xx	xx.xx	xx.xx
Filled Primary Packaging	xx.xx	xx.xx	xx.xx	xx.xx	xx.xx	xx.xx	xx.xx
Market-Ready Products	xx.xx	xx.xx	xx.xx	xx.xx	xx.xx	xx.xx	xx.xx
Total	**xx.xx**	**xx.xx**	**xx.xx**	**xx.xx**	**xx.xx**	**xx.xx**	**xx.xx**

Table 354. Asia-Pacific Cosmetics ODM Market Size, by Manufacturing Execution, 2017-2032 (USD Million)

Manufacturing Execution	2023	2024	2025	2026	2027	2032	CAGR (%)
Hybrid Manufacturing	xx.xx	xx.xx	xx.xx	xx.xx	xx.xx	xx.xx	xx.xx
ODM-Controlled Manufacturing	xx.xx	xx.xx	xx.xx	xx.xx	xx.xx	xx.xx	xx.xx
Partner-Executed Manufacturing	xx.xx	xx.xx	xx.xx	xx.xx	xx.xx	xx.xx	xx.xx
Total	**xx.xx**	**xx.xx**	**xx.xx**	**xx.xx**	**xx.xx**	**xx.xx**	**xx.xx**

Table 355. Asia-Pacific Cosmetics ODM Market Size, by Procurement Channel, 2017-2032 (USD Million)

Procurement Channel	2023	2024	2025	2026	2027	2032	CAGR (%)
Direct ODM Engagement	xx.xx	xx.xx	xx.xx	xx.xx	xx.xx	xx.xx	xx.xx
Intermediary-Managed Procurement	xx.xx	xx.xx	xx.xx	xx.xx	xx.xx	xx.xx	xx.xx
Total	**xx.xx**	**xx.xx**	**xx.xx**	**xx.xx**	**xx.xx**	**xx.xx**	**xx.xx**

Table 356. Asia-Pacific Cosmetics ODM Market Size, by Target Price Tier, 2017-2032 (USD Million)

Target Price Tier	2023	2024	2025	2026	2027	2032	CAGR (%)
Entry Prestige	xx.xx	xx.xx	xx.xx	xx.xx	xx.xx	xx.xx	xx.xx
Mass Market	xx.xx	xx.xx	xx.xx	xx.xx	xx.xx	xx.xx	xx.xx
Masstige	xx.xx	xx.xx	xx.xx	xx.xx	xx.xx	xx.xx	xx.xx
Prestige	xx.xx	xx.xx	xx.xx	xx.xx	xx.xx	xx.xx	xx.xx
True Luxury	xx.xx	xx.xx	xx.xx	xx.xx	xx.xx	xx.xx	xx.xx
Ultra-Luxury	xx.xx	xx.xx	xx.xx	xx.xx	xx.xx	xx.xx	xx.xx
Total	**xx.xx**	**xx.xx**	**xx.xx**	**xx.xx**	**xx.xx**	**xx.xx**	**xx.xx**

Table 357. Asia-Pacific Cosmetics ODM Market Size, by Development Model, 2017-2032 (USD Million)

Development Model	2023	2024	2025	2026	2027	2032	CAGR (%)
Catalog Formula Adoption	xx.xx	xx.xx	xx.xx	xx.xx	xx.xx	xx.xx	xx.xx
Custom Formula Development	xx.xx	xx.xx	xx.xx	xx.xx	xx.xx	xx.xx	xx.xx
Existing Formula Adaptation	xx.xx	xx.xx	xx.xx	xx.xx	xx.xx	xx.xx	xx.xx
Total	**xx.xx**	**xx.xx**	**xx.xx**	**xx.xx**	**xx.xx**	**xx.xx**	**xx.xx**

Table 358. Asia-Pacific Cosmetics ODM Market Size, by Formula Ownership, 2017-2032 (USD Million)

Formula Ownership	2023	2024	2025	2026	2027	2032	CAGR (%)
Buyer-Owned	xx.xx	xx.xx	xx.xx	xx.xx	xx.xx	xx.xx	xx.xx
Jointly Owned	xx.xx	xx.xx	xx.xx	xx.xx	xx.xx	xx.xx	xx.xx
ODM-Owned	xx.xx	xx.xx	xx.xx	xx.xx	xx.xx	xx.xx	xx.xx
Third-Party-Owned	xx.xx	xx.xx	xx.xx	xx.xx	xx.xx	xx.xx	xx.xx
Total	**xx.xx**	**xx.xx**	**xx.xx**	**xx.xx**	**xx.xx**	**xx.xx**	**xx.xx**

Table 359. Asia-Pacific Cosmetics ODM Market Size, by Regulatory Pathway, 2017-2032 (USD Million)

Regulatory Pathway	2023	2024	2025	2026	2027	2032	CAGR (%)
Consumer-Product Soap	xx.xx	xx.xx	xx.xx	xx.xx	xx.xx	xx.xx	xx.xx
Drug and Quasi-Drug Crossover	xx.xx	xx.xx	xx.xx	xx.xx	xx.xx	xx.xx	xx.xx
Special and Functional Cosmetics	xx.xx	xx.xx	xx.xx	xx.xx	xx.xx	xx.xx	xx.xx
Standard Cosmetics	xx.xx	xx.xx	xx.xx	xx.xx	xx.xx	xx.xx	xx.xx
Total	**xx.xx**	**xx.xx**	**xx.xx**	**xx.xx**	**xx.xx**	**xx.xx**	**xx.xx**

Table 360. Asia-Pacific Cosmetics ODM Market Size, by Natural and Organic Status, 2017-2032 (USD Million)

Natural and Organic Status	2023	2024	2025	2026	2027	2032	CAGR (%)
Natural Certification	xx.xx	xx.xx	xx.xx	xx.xx	xx.xx	xx.xx	xx.xx
No Natural or Organic Positioning	xx.xx	xx.xx	xx.xx	xx.xx	xx.xx	xx.xx	xx.xx
Organic Certification	xx.xx	xx.xx	xx.xx	xx.xx	xx.xx	xx.xx	xx.xx
Uncertified Natural or Organic Claims	xx.xx	xx.xx	xx.xx	xx.xx	xx.xx	xx.xx	xx.xx
Total	**xx.xx**	**xx.xx**	**xx.xx**	**xx.xx**	**xx.xx**	**xx.xx**	**xx.xx**

20.2. Europe

Table 361. Europe Cosmetics ODM Market, by Country growth contribution, 2025-2032

Category	2025 value (USD Million)	2032 value (USD Million)	Added value (USD Million)	2025 share (%)	2032 share (%)	Change (pp)	Growth share (%)	CAGR (%)
Austria	xx.xx	xx.xx	xx.xx	xx.xx	xx.xx	xx.xx	xx.xx	xx.xx
Belgium	xx.xx	xx.xx	xx.xx	xx.xx	xx.xx	xx.xx	xx.xx	xx.xx
Denmark	xx.xx	xx.xx	xx.xx	xx.xx	xx.xx	xx.xx	xx.xx	xx.xx
Finland	xx.xx	xx.xx	xx.xx	xx.xx	xx.xx	xx.xx	xx.xx	xx.xx
France	xx.xx	xx.xx	xx.xx	xx.xx	xx.xx	xx.xx	xx.xx	xx.xx
Germany	xx.xx	xx.xx	xx.xx	xx.xx	xx.xx	xx.xx	xx.xx	xx.xx
Italy	xx.xx	xx.xx	xx.xx	xx.xx	xx.xx	xx.xx	xx.xx	xx.xx
Netherlands	xx.xx	xx.xx	xx.xx	xx.xx	xx.xx	xx.xx	xx.xx	xx.xx
Norway	xx.xx	xx.xx	xx.xx	xx.xx	xx.xx	xx.xx	xx.xx	xx.xx
Poland	xx.xx	xx.xx	xx.xx	xx.xx	xx.xx	xx.xx	xx.xx	xx.xx
Portugal	xx.xx	xx.xx	xx.xx	xx.xx	xx.xx	xx.xx	xx.xx	xx.xx
Russia	xx.xx	xx.xx	xx.xx	xx.xx	xx.xx	xx.xx	xx.xx	xx.xx
Spain	xx.xx	xx.xx	xx.xx	xx.xx	xx.xx	xx.xx	xx.xx	xx.xx
Sweden	xx.xx	xx.xx	xx.xx	xx.xx	xx.xx	xx.xx	xx.xx	xx.xx
Switzerland	xx.xx	xx.xx	xx.xx	xx.xx	xx.xx	xx.xx	xx.xx	xx.xx
Unallocated / remaining scope	xx.xx	xx.xx	xx.xx	xx.xx	xx.xx	xx.xx	xx.xx	xx.xx
United Kingdom	xx.xx	xx.xx	xx.xx	xx.xx	xx.xx	xx.xx	xx.xx	xx.xx
Scope total	**xx.xx**	**xx.xx**	**xx.xx**	**xx.xx**	**xx.xx**	**xx.xx**	**xx.xx**	**xx.xx**

Table 362. Europe Cosmetics ODM Market Size, by Region, 2017-2032 (USD Million)

Region	2023	2024	2025	2026	2027	2032	CAGR (%)
Austria	xx.xx	xx.xx	xx.xx	xx.xx	xx.xx	xx.xx	xx.xx
Belgium	xx.xx	xx.xx	xx.xx	xx.xx	xx.xx	xx.xx	xx.xx
Denmark	xx.xx	xx.xx	xx.xx	xx.xx	xx.xx	xx.xx	xx.xx
Finland	xx.xx	xx.xx	xx.xx	xx.xx	xx.xx	xx.xx	xx.xx
France	xx.xx	xx.xx	xx.xx	xx.xx	xx.xx	xx.xx	xx.xx
Germany	xx.xx	xx.xx	xx.xx	xx.xx	xx.xx	xx.xx	xx.xx
Italy	xx.xx	xx.xx	xx.xx	xx.xx	xx.xx	xx.xx	xx.xx
Netherlands	xx.xx	xx.xx	xx.xx	xx.xx	xx.xx	xx.xx	xx.xx
Norway	xx.xx	xx.xx	xx.xx	xx.xx	xx.xx	xx.xx	xx.xx
Poland	xx.xx	xx.xx	xx.xx	xx.xx	xx.xx	xx.xx	xx.xx
Portugal	xx.xx	xx.xx	xx.xx	xx.xx	xx.xx	xx.xx	xx.xx
Russia	xx.xx	xx.xx	xx.xx	xx.xx	xx.xx	xx.xx	xx.xx
Spain	xx.xx	xx.xx	xx.xx	xx.xx	xx.xx	xx.xx	xx.xx
Sweden	xx.xx	xx.xx	xx.xx	xx.xx	xx.xx	xx.xx	xx.xx
Switzerland	xx.xx	xx.xx	xx.xx	xx.xx	xx.xx	xx.xx	xx.xx
United Kingdom	xx.xx	xx.xx	xx.xx	xx.xx	xx.xx	xx.xx	xx.xx
Others	xx.xx	xx.xx	xx.xx	xx.xx	xx.xx	xx.xx	xx.xx
Total	**xx.xx**	**xx.xx**	**xx.xx**	**xx.xx**	**xx.xx**	**xx.xx**	**xx.xx**

Table 363. Europe Cosmetics ODM Market Size, by Product Category, 2017-2032 (USD Million)

Product Category	2023	2024	2025	2026	2027	2032	CAGR (%)
Bath and Body Cleansing	xx.xx	xx.xx	xx.xx	xx.xx	xx.xx	xx.xx	xx.xx
Deodorants and Antiperspirants	xx.xx	xx.xx	xx.xx	xx.xx	xx.xx	xx.xx	xx.xx
External Intimate Care	xx.xx	xx.xx	xx.xx	xx.xx	xx.xx	xx.xx	xx.xx
Hair Care	xx.xx	xx.xx	xx.xx	xx.xx	xx.xx	xx.xx	xx.xx
Hair Coloring and Lightening	xx.xx	xx.xx	xx.xx	xx.xx	xx.xx	xx.xx	xx.xx
Makeup	xx.xx	xx.xx	xx.xx	xx.xx	xx.xx	xx.xx	xx.xx
Nail Cosmetics	xx.xx	xx.xx	xx.xx	xx.xx	xx.xx	xx.xx	xx.xx
Oral Care	xx.xx	xx.xx	xx.xx	xx.xx	xx.xx	xx.xx	xx.xx
Personal Fragrance	xx.xx	xx.xx	xx.xx	xx.xx	xx.xx	xx.xx	xx.xx
Shaving and Hair Removal	xx.xx	xx.xx	xx.xx	xx.xx	xx.xx	xx.xx	xx.xx
Skin Care	xx.xx	xx.xx	xx.xx	xx.xx	xx.xx	xx.xx	xx.xx
Sun and Tanning Care	xx.xx	xx.xx	xx.xx	xx.xx	xx.xx	xx.xx	xx.xx
Total	**xx.xx**	**xx.xx**	**xx.xx**	**xx.xx**	**xx.xx**	**xx.xx**	**xx.xx**

Table 364. Europe Cosmetics ODM Market Size, by Skin Care, 2017-2032 (USD Million)

Skin Care	2023	2024	2025	2026	2027	2032	CAGR (%)
Anti-Aging and Tone Care	xx.xx	xx.xx	xx.xx	xx.xx	xx.xx	xx.xx	xx.xx
Facial Cleansing and Makeup Removal	xx.xx	xx.xx	xx.xx	xx.xx	xx.xx	xx.xx	xx.xx
Moisturizing and Skin Conditioning	xx.xx	xx.xx	xx.xx	xx.xx	xx.xx	xx.xx	xx.xx
Skin Exfoliation	xx.xx	xx.xx	xx.xx	xx.xx	xx.xx	xx.xx	xx.xx
Total	**xx.xx**	**xx.xx**	**xx.xx**	**xx.xx**	**xx.xx**	**xx.xx**	**xx.xx**

Table 365. Europe Cosmetics ODM Market Size, by Makeup, 2017-2032 (USD Million)

Makeup	2023	2024	2025	2026	2027	2032	CAGR (%)
Body Makeup	xx.xx	xx.xx	xx.xx	xx.xx	xx.xx	xx.xx	xx.xx
Eye and Brow Cosmetics	xx.xx	xx.xx	xx.xx	xx.xx	xx.xx	xx.xx	xx.xx
Face Makeup	xx.xx	xx.xx	xx.xx	xx.xx	xx.xx	xx.xx	xx.xx
Lip Makeup	xx.xx	xx.xx	xx.xx	xx.xx	xx.xx	xx.xx	xx.xx
Total	**xx.xx**	**xx.xx**	**xx.xx**	**xx.xx**	**xx.xx**	**xx.xx**	**xx.xx**

Table 366. Europe Cosmetics ODM Market Size, by Hair Care, 2017-2032 (USD Million)

Hair Care	2023	2024	2025	2026	2027	2032	CAGR (%)
Hair Cleansing	xx.xx	xx.xx	xx.xx	xx.xx	xx.xx	xx.xx	xx.xx
Hair Conditioning and Scalp Care	xx.xx	xx.xx	xx.xx	xx.xx	xx.xx	xx.xx	xx.xx
Hair Styling	xx.xx	xx.xx	xx.xx	xx.xx	xx.xx	xx.xx	xx.xx
Hair Texture Modification	xx.xx	xx.xx	xx.xx	xx.xx	xx.xx	xx.xx	xx.xx
Total	**xx.xx**	**xx.xx**	**xx.xx**	**xx.xx**	**xx.xx**	**xx.xx**	**xx.xx**

Table 367. Europe Cosmetics ODM Market Size, by Sun and Tanning Care, 2017-2032 (USD Million)

Sun and Tanning Care	2023	2024	2025	2026	2027	2032	CAGR (%)
After-Sun Care	xx.xx	xx.xx	xx.xx	xx.xx	xx.xx	xx.xx	xx.xx
Sun Protection	xx.xx	xx.xx	xx.xx	xx.xx	xx.xx	xx.xx	xx.xx
Sun-Tanning Care	xx.xx	xx.xx	xx.xx	xx.xx	xx.xx	xx.xx	xx.xx
Sunless Tanning	xx.xx	xx.xx	xx.xx	xx.xx	xx.xx	xx.xx	xx.xx
Total	**xx.xx**	**xx.xx**	**xx.xx**	**xx.xx**	**xx.xx**	**xx.xx**	**xx.xx**

Table 368. Europe Cosmetics ODM Market Size, by Nail Cosmetics, 2017-2032 (USD Million)

Nail Cosmetics	2023	2024	2025	2026	2027	2032	CAGR (%)
Nail and Cuticle Care	xx.xx	xx.xx	xx.xx	xx.xx	xx.xx	xx.xx	xx.xx
Nail Color and Coatings	xx.xx	xx.xx	xx.xx	xx.xx	xx.xx	xx.xx	xx.xx
Nail Enhancement and Adhesives	xx.xx	xx.xx	xx.xx	xx.xx	xx.xx	xx.xx	xx.xx
Nail Product Removers	xx.xx	xx.xx	xx.xx	xx.xx	xx.xx	xx.xx	xx.xx
Total	**xx.xx**	**xx.xx**	**xx.xx**	**xx.xx**	**xx.xx**	**xx.xx**	**xx.xx**

Table 369. Europe Cosmetics ODM Market Size, by Bath and Body Cleansing, 2017-2032 (USD Million)

Bath and Body Cleansing	2023	2024	2025	2026	2027	2032	CAGR (%)
Bath Additives	xx.xx	xx.xx	xx.xx	xx.xx	xx.xx	xx.xx	xx.xx
Body Cleansers	xx.xx	xx.xx	xx.xx	xx.xx	xx.xx	xx.xx	xx.xx
Total	**xx.xx**	**xx.xx**	**xx.xx**	**xx.xx**	**xx.xx**	**xx.xx**	**xx.xx**

Table 370. Europe Cosmetics ODM Market Size, by Hair Coloring and Lightening, 2017-2032 (USD Million)

Hair Coloring and Lightening	2023	2024	2025	2026	2027	2032	CAGR (%)
Hair Colorants	xx.xx	xx.xx	xx.xx	xx.xx	xx.xx	xx.xx	xx.xx
Hair Lighteners	xx.xx	xx.xx	xx.xx	xx.xx	xx.xx	xx.xx	xx.xx
Total	**xx.xx**	**xx.xx**	**xx.xx**	**xx.xx**	**xx.xx**	**xx.xx**	**xx.xx**

Table 371. Europe Cosmetics ODM Market Size, by Oral Care, 2017-2032 (USD Million)

Oral Care	2023	2024	2025	2026	2027	2032	CAGR (%)
Dentifrices	xx.xx	xx.xx	xx.xx	xx.xx	xx.xx	xx.xx	xx.xx
Mouthwash and Breath Fresheners	xx.xx	xx.xx	xx.xx	xx.xx	xx.xx	xx.xx	xx.xx
Tooth Whitening	xx.xx	xx.xx	xx.xx	xx.xx	xx.xx	xx.xx	xx.xx
Total	**xx.xx**	**xx.xx**	**xx.xx**	**xx.xx**	**xx.xx**	**xx.xx**	**xx.xx**

Table 372. Europe Cosmetics ODM Market Size, by Deodorants and Antiperspirants, 2017-2032 (USD Million)

Deodorants and Antiperspirants	2023	2024	2025	2026	2027	2032	CAGR (%)
Antiperspirants	xx.xx	xx.xx	xx.xx	xx.xx	xx.xx	xx.xx	xx.xx
Deodorants	xx.xx	xx.xx	xx.xx	xx.xx	xx.xx	xx.xx	xx.xx
Total	**xx.xx**	**xx.xx**	**xx.xx**	**xx.xx**	**xx.xx**	**xx.xx**	**xx.xx**

Table 373. Europe Cosmetics ODM Market Size, by Shaving and Hair Removal, 2017-2032 (USD Million)

Shaving and Hair Removal	2023	2024	2025	2026	2027	2032	CAGR (%)
Hair Removal	xx.xx	xx.xx	xx.xx	xx.xx	xx.xx	xx.xx	xx.xx
Shaving Care	xx.xx	xx.xx	xx.xx	xx.xx	xx.xx	xx.xx	xx.xx
Total	**xx.xx**	**xx.xx**	**xx.xx**	**xx.xx**	**xx.xx**	**xx.xx**	**xx.xx**

Table 374. Europe Cosmetics ODM Market Size, by Product Format, 2017-2032 (USD Million)

Product Format	2023	2024	2025	2026	2027	2032	CAGR (%)
Coherent Solids	xx.xx	xx.xx	xx.xx	xx.xx	xx.xx	xx.xx	xx.xx
Cosmetic-Bearing Substrates	xx.xx	xx.xx	xx.xx	xx.xx	xx.xx	xx.xx	xx.xx
Foams and Mousses	xx.xx	xx.xx	xx.xx	xx.xx	xx.xx	xx.xx	xx.xx
Liquids	xx.xx	xx.xx	xx.xx	xx.xx	xx.xx	xx.xx	xx.xx
Loose Powders and Granules	xx.xx	xx.xx	xx.xx	xx.xx	xx.xx	xx.xx	xx.xx
Semisolids	xx.xx	xx.xx	xx.xx	xx.xx	xx.xx	xx.xx	xx.xx
Total	**xx.xx**	**xx.xx**	**xx.xx**	**xx.xx**	**xx.xx**	**xx.xx**	**xx.xx**

Table 375. Europe Cosmetics ODM Market Size, by Semisolids, 2017-2032 (USD Million)

Semisolids	2023	2024	2025	2026	2027	2032	CAGR (%)
Balms and Pastes	xx.xx	xx.xx	xx.xx	xx.xx	xx.xx	xx.xx	xx.xx
Creams and Lotions	xx.xx	xx.xx	xx.xx	xx.xx	xx.xx	xx.xx	xx.xx
Gels	xx.xx	xx.xx	xx.xx	xx.xx	xx.xx	xx.xx	xx.xx
Total	**xx.xx**	**xx.xx**	**xx.xx**	**xx.xx**	**xx.xx**	**xx.xx**	**xx.xx**

Table 376. Europe Cosmetics ODM Market Size, by Coherent Solids, 2017-2032 (USD Million)

Coherent Solids	2023	2024	2025	2026	2027	2032	CAGR (%)
Bars, Sticks, and Tablets	xx.xx	xx.xx	xx.xx	xx.xx	xx.xx	xx.xx	xx.xx
Pressed Powders	xx.xx	xx.xx	xx.xx	xx.xx	xx.xx	xx.xx	xx.xx
Solid Cosmetic Films	xx.xx	xx.xx	xx.xx	xx.xx	xx.xx	xx.xx	xx.xx
Total	**xx.xx**	**xx.xx**	**xx.xx**	**xx.xx**	**xx.xx**	**xx.xx**	**xx.xx**

Table 377. Europe Cosmetics ODM Market Size, by Cosmetic-Bearing Substrates, 2017-2032 (USD Million)

Cosmetic-Bearing Substrates	2023	2024	2025	2026	2027	2032	CAGR (%)
Cosmetic-Bearing Masks and Patches	xx.xx	xx.xx	xx.xx	xx.xx	xx.xx	xx.xx	xx.xx
Cosmetic-Bearing Wipes and Pads	xx.xx	xx.xx	xx.xx	xx.xx	xx.xx	xx.xx	xx.xx
Total	**xx.xx**	**xx.xx**	**xx.xx**	**xx.xx**	**xx.xx**	**xx.xx**	**xx.xx**

Table 378. Europe Cosmetics ODM Market Size, by Formulation Water Basis, 2017-2032 (USD Million)

Formulation Water Basis	2023	2024	2025	2026	2027	2032	CAGR (%)
Anhydrous Formulations	xx.xx	xx.xx	xx.xx	xx.xx	xx.xx	xx.xx	xx.xx
Water-Containing Formulations	xx.xx	xx.xx	xx.xx	xx.xx	xx.xx	xx.xx	xx.xx
Total	**xx.xx**	**xx.xx**	**xx.xx**	**xx.xx**	**xx.xx**	**xx.xx**	**xx.xx**

Table 379. Europe Cosmetics ODM Market Size, by Usage Setting, 2017-2032 (USD Million)

Usage Setting	2023	2024	2025	2026	2027	2032	CAGR (%)
Hospitality and Institutional Amenities	xx.xx	xx.xx	xx.xx	xx.xx	xx.xx	xx.xx	xx.xx
Personal and Take-Home Use	xx.xx	xx.xx	xx.xx	xx.xx	xx.xx	xx.xx	xx.xx
Professional Treatment Use	xx.xx	xx.xx	xx.xx	xx.xx	xx.xx	xx.xx	xx.xx
Total	**xx.xx**	**xx.xx**	**xx.xx**	**xx.xx**	**xx.xx**	**xx.xx**	**xx.xx**

Table 380. Europe Cosmetics ODM Market Size, by Commissioning Buyer, 2017-2032 (USD Million)

Commissioning Buyer	2023	2024	2025	2026	2027	2032	CAGR (%)
Beauty and Personal Care Brand Operators	xx.xx	xx.xx	xx.xx	xx.xx	xx.xx	xx.xx	xx.xx
Hospitality and Institutional Amenity Operators	xx.xx	xx.xx	xx.xx	xx.xx	xx.xx	xx.xx	xx.xx
Importer and Distributor Brand Operators	xx.xx	xx.xx	xx.xx	xx.xx	xx.xx	xx.xx	xx.xx
Professional Beauty Businesses	xx.xx	xx.xx	xx.xx	xx.xx	xx.xx	xx.xx	xx.xx
Retailer Private-Label Operators	xx.xx	xx.xx	xx.xx	xx.xx	xx.xx	xx.xx	xx.xx
Total	**xx.xx**	**xx.xx**	**xx.xx**	**xx.xx**	**xx.xx**	**xx.xx**	**xx.xx**

Table 381. Europe Cosmetics ODM Market Size, by Supply Completion, 2017-2032 (USD Million)

Supply Completion	2023	2024	2025	2026	2027	2032	CAGR (%)
Bulk Cosmetic Supply	xx.xx	xx.xx	xx.xx	xx.xx	xx.xx	xx.xx	xx.xx
Filled Primary Packaging	xx.xx	xx.xx	xx.xx	xx.xx	xx.xx	xx.xx	xx.xx
Market-Ready Products	xx.xx	xx.xx	xx.xx	xx.xx	xx.xx	xx.xx	xx.xx
Total	**xx.xx**	**xx.xx**	**xx.xx**	**xx.xx**	**xx.xx**	**xx.xx**	**xx.xx**

Table 382. Europe Cosmetics ODM Market Size, by Manufacturing Execution, 2017-2032 (USD Million)

Manufacturing Execution	2023	2024	2025	2026	2027	2032	CAGR (%)
Hybrid Manufacturing	xx.xx	xx.xx	xx.xx	xx.xx	xx.xx	xx.xx	xx.xx
ODM-Controlled Manufacturing	xx.xx	xx.xx	xx.xx	xx.xx	xx.xx	xx.xx	xx.xx
Partner-Executed Manufacturing	xx.xx	xx.xx	xx.xx	xx.xx	xx.xx	xx.xx	xx.xx
Total	**xx.xx**	**xx.xx**	**xx.xx**	**xx.xx**	**xx.xx**	**xx.xx**	**xx.xx**

Table 383. Europe Cosmetics ODM Market Size, by Procurement Channel, 2017-2032 (USD Million)

Procurement Channel	2023	2024	2025	2026	2027	2032	CAGR (%)
Direct ODM Engagement	xx.xx	xx.xx	xx.xx	xx.xx	xx.xx	xx.xx	xx.xx
Intermediary-Managed Procurement	xx.xx	xx.xx	xx.xx	xx.xx	xx.xx	xx.xx	xx.xx
Total	**xx.xx**	**xx.xx**	**xx.xx**	**xx.xx**	**xx.xx**	**xx.xx**	**xx.xx**

Table 384. Europe Cosmetics ODM Market Size, by Target Price Tier, 2017-2032 (USD Million)

Target Price Tier	2023	2024	2025	2026	2027	2032	CAGR (%)
Entry Prestige	xx.xx	xx.xx	xx.xx	xx.xx	xx.xx	xx.xx	xx.xx
Mass Market	xx.xx	xx.xx	xx.xx	xx.xx	xx.xx	xx.xx	xx.xx
Masstige	xx.xx	xx.xx	xx.xx	xx.xx	xx.xx	xx.xx	xx.xx
Prestige	xx.xx	xx.xx	xx.xx	xx.xx	xx.xx	xx.xx	xx.xx
True Luxury	xx.xx	xx.xx	xx.xx	xx.xx	xx.xx	xx.xx	xx.xx
Ultra-Luxury	xx.xx	xx.xx	xx.xx	xx.xx	xx.xx	xx.xx	xx.xx
Total	**xx.xx**	**xx.xx**	**xx.xx**	**xx.xx**	**xx.xx**	**xx.xx**	**xx.xx**

Table 385. Europe Cosmetics ODM Market Size, by Development Model, 2017-2032 (USD Million)

Development Model	2023	2024	2025	2026	2027	2032	CAGR (%)
Catalog Formula Adoption	xx.xx	xx.xx	xx.xx	xx.xx	xx.xx	xx.xx	xx.xx
Custom Formula Development	xx.xx	xx.xx	xx.xx	xx.xx	xx.xx	xx.xx	xx.xx
Existing Formula Adaptation	xx.xx	xx.xx	xx.xx	xx.xx	xx.xx	xx.xx	xx.xx
Total	**xx.xx**	**xx.xx**	**xx.xx**	**xx.xx**	**xx.xx**	**xx.xx**	**xx.xx**

Table 386. Europe Cosmetics ODM Market Size, by Formula Ownership, 2017-2032 (USD Million)

Formula Ownership	2023	2024	2025	2026	2027	2032	CAGR (%)
Buyer-Owned	xx.xx	xx.xx	xx.xx	xx.xx	xx.xx	xx.xx	xx.xx
Jointly Owned	xx.xx	xx.xx	xx.xx	xx.xx	xx.xx	xx.xx	xx.xx
ODM-Owned	xx.xx	xx.xx	xx.xx	xx.xx	xx.xx	xx.xx	xx.xx
Third-Party-Owned	xx.xx	xx.xx	xx.xx	xx.xx	xx.xx	xx.xx	xx.xx
Total	**xx.xx**	**xx.xx**	**xx.xx**	**xx.xx**	**xx.xx**	**xx.xx**	**xx.xx**

Table 387. Europe Cosmetics ODM Market Size, by Regulatory Pathway, 2017-2032 (USD Million)

Regulatory Pathway	2023	2024	2025	2026	2027	2032	CAGR (%)
Consumer-Product Soap	xx.xx	xx.xx	xx.xx	xx.xx	xx.xx	xx.xx	xx.xx
Drug and Quasi-Drug Crossover	xx.xx	xx.xx	xx.xx	xx.xx	xx.xx	xx.xx	xx.xx
Special and Functional Cosmetics	xx.xx	xx.xx	xx.xx	xx.xx	xx.xx	xx.xx	xx.xx
Standard Cosmetics	xx.xx	xx.xx	xx.xx	xx.xx	xx.xx	xx.xx	xx.xx
Total	**xx.xx**	**xx.xx**	**xx.xx**	**xx.xx**	**xx.xx**	**xx.xx**	**xx.xx**

Table 388. Europe Cosmetics ODM Market Size, by Natural and Organic Status, 2017-2032 (USD Million)

Natural and Organic Status	2023	2024	2025	2026	2027	2032	CAGR (%)
Natural Certification	xx.xx	xx.xx	xx.xx	xx.xx	xx.xx	xx.xx	xx.xx
No Natural or Organic Positioning	xx.xx	xx.xx	xx.xx	xx.xx	xx.xx	xx.xx	xx.xx
Organic Certification	xx.xx	xx.xx	xx.xx	xx.xx	xx.xx	xx.xx	xx.xx
Uncertified Natural or Organic Claims	xx.xx	xx.xx	xx.xx	xx.xx	xx.xx	xx.xx	xx.xx
Total	**xx.xx**	**xx.xx**	**xx.xx**	**xx.xx**	**xx.xx**	**xx.xx**	**xx.xx**

20.3. North America

Table 389. North America Cosmetics ODM Market, by Country growth contribution, 2025-2032

Category	2025 value (USD Million)	2032 value (USD Million)	Added value (USD Million)	2025 share (%)	2032 share (%)	Change (pp)	Growth share (%)	CAGR (%)
Canada	xx.xx	xx.xx	xx.xx	xx.xx	xx.xx	xx.xx	xx.xx	xx.xx
Mexico	xx.xx	xx.xx	xx.xx	xx.xx	xx.xx	xx.xx	xx.xx	xx.xx
Unallocated / remaining scope	xx.xx	xx.xx	xx.xx	xx.xx	xx.xx	xx.xx	xx.xx	xx.xx
United States	xx.xx	xx.xx	xx.xx	xx.xx	xx.xx	xx.xx	xx.xx	xx.xx
Scope total	**xx.xx**	**xx.xx**	**xx.xx**	**xx.xx**	**xx.xx**	**xx.xx**	**xx.xx**	**xx.xx**

Table 390. North America Cosmetics ODM Market Size, by Region, 2017-2032 (USD Million)

Region	2023	2024	2025	2026	2027	2032	CAGR (%)
Canada	xx.xx	xx.xx	xx.xx	xx.xx	xx.xx	xx.xx	xx.xx
Mexico	xx.xx	xx.xx	xx.xx	xx.xx	xx.xx	xx.xx	xx.xx
United States	xx.xx	xx.xx	xx.xx	xx.xx	xx.xx	xx.xx	xx.xx
Others	xx.xx	xx.xx	xx.xx	xx.xx	xx.xx	xx.xx	xx.xx
Total	**xx.xx**	**xx.xx**	**xx.xx**	**xx.xx**	**xx.xx**	**xx.xx**	**xx.xx**

Table 391. North America Cosmetics ODM Market Size, by Product Category, 2017-2032 (USD Million)

Product Category	2023	2024	2025	2026	2027	2032	CAGR (%)
Bath and Body Cleansing	xx.xx	xx.xx	xx.xx	xx.xx	xx.xx	xx.xx	xx.xx
Deodorants and Antiperspirants	xx.xx	xx.xx	xx.xx	xx.xx	xx.xx	xx.xx	xx.xx
External Intimate Care	xx.xx	xx.xx	xx.xx	xx.xx	xx.xx	xx.xx	xx.xx
Hair Care	xx.xx	xx.xx	xx.xx	xx.xx	xx.xx	xx.xx	xx.xx
Hair Coloring and Lightening	xx.xx	xx.xx	xx.xx	xx.xx	xx.xx	xx.xx	xx.xx
Makeup	xx.xx	xx.xx	xx.xx	xx.xx	xx.xx	xx.xx	xx.xx
Nail Cosmetics	xx.xx	xx.xx	xx.xx	xx.xx	xx.xx	xx.xx	xx.xx
Oral Care	xx.xx	xx.xx	xx.xx	xx.xx	xx.xx	xx.xx	xx.xx
Personal Fragrance	xx.xx	xx.xx	xx.xx	xx.xx	xx.xx	xx.xx	xx.xx
Shaving and Hair Removal	xx.xx	xx.xx	xx.xx	xx.xx	xx.xx	xx.xx	xx.xx
Skin Care	xx.xx	xx.xx	xx.xx	xx.xx	xx.xx	xx.xx	xx.xx
Sun and Tanning Care	xx.xx	xx.xx	xx.xx	xx.xx	xx.xx	xx.xx	xx.xx
Total	**xx.xx**	**xx.xx**	**xx.xx**	**xx.xx**	**xx.xx**	**xx.xx**	**xx.xx**

Table 392. North America Cosmetics ODM Market Size, by Skin Care, 2017-2032 (USD Million)

Skin Care	2023	2024	2025	2026	2027	2032	CAGR (%)
Anti-Aging and Tone Care	xx.xx	xx.xx	xx.xx	xx.xx	xx.xx	xx.xx	xx.xx
Facial Cleansing and Makeup Removal	xx.xx	xx.xx	xx.xx	xx.xx	xx.xx	xx.xx	xx.xx
Moisturizing and Skin Conditioning	xx.xx	xx.xx	xx.xx	xx.xx	xx.xx	xx.xx	xx.xx
Skin Exfoliation	xx.xx	xx.xx	xx.xx	xx.xx	xx.xx	xx.xx	xx.xx
Total	**xx.xx**	**xx.xx**	**xx.xx**	**xx.xx**	**xx.xx**	**xx.xx**	**xx.xx**

Table 393. North America Cosmetics ODM Market Size, by Makeup, 2017-2032 (USD Million)

Makeup	2023	2024	2025	2026	2027	2032	CAGR (%)
Body Makeup	xx.xx	xx.xx	xx.xx	xx.xx	xx.xx	xx.xx	xx.xx
Eye and Brow Cosmetics	xx.xx	xx.xx	xx.xx	xx.xx	xx.xx	xx.xx	xx.xx
Face Makeup	xx.xx	xx.xx	xx.xx	xx.xx	xx.xx	xx.xx	xx.xx
Lip Makeup	xx.xx	xx.xx	xx.xx	xx.xx	xx.xx	xx.xx	xx.xx
Total	**xx.xx**	**xx.xx**	**xx.xx**	**xx.xx**	**xx.xx**	**xx.xx**	**xx.xx**

Table 394. North America Cosmetics ODM Market Size, by Hair Care, 2017-2032 (USD Million)

Hair Care	2023	2024	2025	2026	2027	2032	CAGR (%)
Hair Cleansing	xx.xx	xx.xx	xx.xx	xx.xx	xx.xx	xx.xx	xx.xx
Hair Conditioning and Scalp Care	xx.xx	xx.xx	xx.xx	xx.xx	xx.xx	xx.xx	xx.xx
Hair Styling	xx.xx	xx.xx	xx.xx	xx.xx	xx.xx	xx.xx	xx.xx
Hair Texture Modification	xx.xx	xx.xx	xx.xx	xx.xx	xx.xx	xx.xx	xx.xx
Total	**xx.xx**	**xx.xx**	**xx.xx**	**xx.xx**	**xx.xx**	**xx.xx**	**xx.xx**

Table 395. North America Cosmetics ODM Market Size, by Sun and Tanning Care, 2017-2032 (USD Million)

Sun and Tanning Care	2023	2024	2025	2026	2027	2032	CAGR (%)
After-Sun Care	xx.xx	xx.xx	xx.xx	xx.xx	xx.xx	xx.xx	xx.xx
Sun Protection	xx.xx	xx.xx	xx.xx	xx.xx	xx.xx	xx.xx	xx.xx
Sun-Tanning Care	xx.xx	xx.xx	xx.xx	xx.xx	xx.xx	xx.xx	xx.xx
Sunless Tanning	xx.xx	xx.xx	xx.xx	xx.xx	xx.xx	xx.xx	xx.xx
Total	**xx.xx**	**xx.xx**	**xx.xx**	**xx.xx**	**xx.xx**	**xx.xx**	**xx.xx**

Table 396. North America Cosmetics ODM Market Size, by Nail Cosmetics, 2017-2032 (USD Million)

Nail Cosmetics	2023	2024	2025	2026	2027	2032	CAGR (%)
Nail and Cuticle Care	xx.xx	xx.xx	xx.xx	xx.xx	xx.xx	xx.xx	xx.xx
Nail Color and Coatings	xx.xx	xx.xx	xx.xx	xx.xx	xx.xx	xx.xx	xx.xx
Nail Enhancement and Adhesives	xx.xx	xx.xx	xx.xx	xx.xx	xx.xx	xx.xx	xx.xx
Nail Product Removers	xx.xx	xx.xx	xx.xx	xx.xx	xx.xx	xx.xx	xx.xx
Total	**xx.xx**	**xx.xx**	**xx.xx**	**xx.xx**	**xx.xx**	**xx.xx**	**xx.xx**

Table 397. North America Cosmetics ODM Market Size, by Bath and Body Cleansing, 2017-2032 (USD Million)

Bath and Body Cleansing	2023	2024	2025	2026	2027	2032	CAGR (%)
Bath Additives	xx.xx	xx.xx	xx.xx	xx.xx	xx.xx	xx.xx	xx.xx
Body Cleansers	xx.xx	xx.xx	xx.xx	xx.xx	xx.xx	xx.xx	xx.xx
Total	**xx.xx**	**xx.xx**	**xx.xx**	**xx.xx**	**xx.xx**	**xx.xx**	**xx.xx**

Table 398. North America Cosmetics ODM Market Size, by Hair Coloring and Lightening, 2017-2032 (USD Million)

Hair Coloring and Lightening	2023	2024	2025	2026	2027	2032	CAGR (%)
Hair Colorants	xx.xx	xx.xx	xx.xx	xx.xx	xx.xx	xx.xx	xx.xx
Hair Lighteners	xx.xx	xx.xx	xx.xx	xx.xx	xx.xx	xx.xx	xx.xx
Total	**xx.xx**	**xx.xx**	**xx.xx**	**xx.xx**	**xx.xx**	**xx.xx**	**xx.xx**

Table 399. North America Cosmetics ODM Market Size, by Oral Care, 2017-2032 (USD Million)

Oral Care	2023	2024	2025	2026	2027	2032	CAGR (%)
Dentifrices	xx.xx	xx.xx	xx.xx	xx.xx	xx.xx	xx.xx	xx.xx
Mouthwash and Breath Fresheners	xx.xx	xx.xx	xx.xx	xx.xx	xx.xx	xx.xx	xx.xx
Tooth Whitening	xx.xx	xx.xx	xx.xx	xx.xx	xx.xx	xx.xx	xx.xx
Total	**xx.xx**	**xx.xx**	**xx.xx**	**xx.xx**	**xx.xx**	**xx.xx**	**xx.xx**

Table 400. North America Cosmetics ODM Market Size, by Deodorants and Antiperspirants, 2017-2032 (USD Million)

Deodorants and Antiperspirants	2023	2024	2025	2026	2027	2032	CAGR (%)
Antiperspirants	xx.xx	xx.xx	xx.xx	xx.xx	xx.xx	xx.xx	xx.xx
Deodorants	xx.xx	xx.xx	xx.xx	xx.xx	xx.xx	xx.xx	xx.xx
Total	**xx.xx**	**xx.xx**	**xx.xx**	**xx.xx**	**xx.xx**	**xx.xx**	**xx.xx**

Table 401. North America Cosmetics ODM Market Size, by Shaving and Hair Removal, 2017-2032 (USD Million)

Shaving and Hair Removal	2023	2024	2025	2026	2027	2032	CAGR (%)
Hair Removal	xx.xx	xx.xx	xx.xx	xx.xx	xx.xx	xx.xx	xx.xx
Shaving Care	xx.xx	xx.xx	xx.xx	xx.xx	xx.xx	xx.xx	xx.xx
Total	**xx.xx**	**xx.xx**	**xx.xx**	**xx.xx**	**xx.xx**	**xx.xx**	**xx.xx**

Table 402. North America Cosmetics ODM Market Size, by Product Format, 2017-2032 (USD Million)

Product Format	2023	2024	2025	2026	2027	2032	CAGR (%)
Coherent Solids	xx.xx	xx.xx	xx.xx	xx.xx	xx.xx	xx.xx	xx.xx
Cosmetic-Bearing Substrates	xx.xx	xx.xx	xx.xx	xx.xx	xx.xx	xx.xx	xx.xx
Foams and Mousses	xx.xx	xx.xx	xx.xx	xx.xx	xx.xx	xx.xx	xx.xx
Liquids	xx.xx	xx.xx	xx.xx	xx.xx	xx.xx	xx.xx	xx.xx
Loose Powders and Granules	xx.xx	xx.xx	xx.xx	xx.xx	xx.xx	xx.xx	xx.xx
Semisolids	xx.xx	xx.xx	xx.xx	xx.xx	xx.xx	xx.xx	xx.xx
Total	**xx.xx**	**xx.xx**	**xx.xx**	**xx.xx**	**xx.xx**	**xx.xx**	**xx.xx**

Table 403. North America Cosmetics ODM Market Size, by Semisolids, 2017-2032 (USD Million)

Semisolids	2023	2024	2025	2026	2027	2032	CAGR (%)
Balms and Pastes	xx.xx	xx.xx	xx.xx	xx.xx	xx.xx	xx.xx	xx.xx
Creams and Lotions	xx.xx	xx.xx	xx.xx	xx.xx	xx.xx	xx.xx	xx.xx
Gels	xx.xx	xx.xx	xx.xx	xx.xx	xx.xx	xx.xx	xx.xx
Total	**xx.xx**	**xx.xx**	**xx.xx**	**xx.xx**	**xx.xx**	**xx.xx**	**xx.xx**

Table 404. North America Cosmetics ODM Market Size, by Coherent Solids, 2017-2032 (USD Million)

Coherent Solids	2023	2024	2025	2026	2027	2032	CAGR (%)
Bars, Sticks, and Tablets	xx.xx	xx.xx	xx.xx	xx.xx	xx.xx	xx.xx	xx.xx
Pressed Powders	xx.xx	xx.xx	xx.xx	xx.xx	xx.xx	xx.xx	xx.xx
Solid Cosmetic Films	xx.xx	xx.xx	xx.xx	xx.xx	xx.xx	xx.xx	xx.xx
Total	**xx.xx**	**xx.xx**	**xx.xx**	**xx.xx**	**xx.xx**	**xx.xx**	**xx.xx**

Table 405. North America Cosmetics ODM Market Size, by Cosmetic-Bearing Substrates, 2017-2032 (USD Million)

Cosmetic-Bearing Substrates	2023	2024	2025	2026	2027	2032	CAGR (%)
Cosmetic-Bearing Masks and Patches	xx.xx	xx.xx	xx.xx	xx.xx	xx.xx	xx.xx	xx.xx
Cosmetic-Bearing Wipes and Pads	xx.xx	xx.xx	xx.xx	xx.xx	xx.xx	xx.xx	xx.xx
Total	**xx.xx**	**xx.xx**	**xx.xx**	**xx.xx**	**xx.xx**	**xx.xx**	**xx.xx**

Table 406. North America Cosmetics ODM Market Size, by Formulation Water Basis, 2017-2032 (USD Million)

Formulation Water Basis	2023	2024	2025	2026	2027	2032	CAGR (%)
Anhydrous Formulations	xx.xx	xx.xx	xx.xx	xx.xx	xx.xx	xx.xx	xx.xx
Water-Containing Formulations	xx.xx	xx.xx	xx.xx	xx.xx	xx.xx	xx.xx	xx.xx
Total	**xx.xx**	**xx.xx**	**xx.xx**	**xx.xx**	**xx.xx**	**xx.xx**	**xx.xx**

Table 407. North America Cosmetics ODM Market Size, by Usage Setting, 2017-2032 (USD Million)

Usage Setting	2023	2024	2025	2026	2027	2032	CAGR (%)
Hospitality and Institutional Amenities	xx.xx	xx.xx	xx.xx	xx.xx	xx.xx	xx.xx	xx.xx
Personal and Take-Home Use	xx.xx	xx.xx	xx.xx	xx.xx	xx.xx	xx.xx	xx.xx
Professional Treatment Use	xx.xx	xx.xx	xx.xx	xx.xx	xx.xx	xx.xx	xx.xx
Total	**xx.xx**	**xx.xx**	**xx.xx**	**xx.xx**	**xx.xx**	**xx.xx**	**xx.xx**

Table 408. North America Cosmetics ODM Market Size, by Commissioning Buyer, 2017-2032 (USD Million)

Commissioning Buyer	2023	2024	2025	2026	2027	2032	CAGR (%)
Beauty and Personal Care Brand Operators	xx.xx	xx.xx	xx.xx	xx.xx	xx.xx	xx.xx	xx.xx
Hospitality and Institutional Amenity Operators	xx.xx	xx.xx	xx.xx	xx.xx	xx.xx	xx.xx	xx.xx
Importer and Distributor Brand Operators	xx.xx	xx.xx	xx.xx	xx.xx	xx.xx	xx.xx	xx.xx
Professional Beauty Businesses	xx.xx	xx.xx	xx.xx	xx.xx	xx.xx	xx.xx	xx.xx
Retailer Private-Label Operators	xx.xx	xx.xx	xx.xx	xx.xx	xx.xx	xx.xx	xx.xx
Total	**xx.xx**	**xx.xx**	**xx.xx**	**xx.xx**	**xx.xx**	**xx.xx**	**xx.xx**

Table 409. North America Cosmetics ODM Market Size, by Supply Completion, 2017-2032 (USD Million)

Supply Completion	2023	2024	2025	2026	2027	2032	CAGR (%)
Bulk Cosmetic Supply	xx.xx	xx.xx	xx.xx	xx.xx	xx.xx	xx.xx	xx.xx
Filled Primary Packaging	xx.xx	xx.xx	xx.xx	xx.xx	xx.xx	xx.xx	xx.xx
Market-Ready Products	xx.xx	xx.xx	xx.xx	xx.xx	xx.xx	xx.xx	xx.xx
Total	**xx.xx**	**xx.xx**	**xx.xx**	**xx.xx**	**xx.xx**	**xx.xx**	**xx.xx**

Table 410. North America Cosmetics ODM Market Size, by Manufacturing Execution, 2017-2032 (USD Million)

Manufacturing Execution	2023	2024	2025	2026	2027	2032	CAGR (%)
Hybrid Manufacturing	xx.xx	xx.xx	xx.xx	xx.xx	xx.xx	xx.xx	xx.xx
ODM-Controlled Manufacturing	xx.xx	xx.xx	xx.xx	xx.xx	xx.xx	xx.xx	xx.xx
Partner-Executed Manufacturing	xx.xx	xx.xx	xx.xx	xx.xx	xx.xx	xx.xx	xx.xx
Total	**xx.xx**	**xx.xx**	**xx.xx**	**xx.xx**	**xx.xx**	**xx.xx**	**xx.xx**

Table 411. North America Cosmetics ODM Market Size, by Procurement Channel, 2017-2032 (USD Million)

Procurement Channel	2023	2024	2025	2026	2027	2032	CAGR (%)
Direct ODM Engagement	xx.xx	xx.xx	xx.xx	xx.xx	xx.xx	xx.xx	xx.xx
Intermediary-Managed Procurement	xx.xx	xx.xx	xx.xx	xx.xx	xx.xx	xx.xx	xx.xx
Total	**xx.xx**	**xx.xx**	**xx.xx**	**xx.xx**	**xx.xx**	**xx.xx**	**xx.xx**

Table 412. North America Cosmetics ODM Market Size, by Target Price Tier, 2017-2032 (USD Million)

Target Price Tier	2023	2024	2025	2026	2027	2032	CAGR (%)
Entry Prestige	xx.xx	xx.xx	xx.xx	xx.xx	xx.xx	xx.xx	xx.xx
Mass Market	xx.xx	xx.xx	xx.xx	xx.xx	xx.xx	xx.xx	xx.xx
Masstige	xx.xx	xx.xx	xx.xx	xx.xx	xx.xx	xx.xx	xx.xx
Prestige	xx.xx	xx.xx	xx.xx	xx.xx	xx.xx	xx.xx	xx.xx
True Luxury	xx.xx	xx.xx	xx.xx	xx.xx	xx.xx	xx.xx	xx.xx
Ultra-Luxury	xx.xx	xx.xx	xx.xx	xx.xx	xx.xx	xx.xx	xx.xx
Total	**xx.xx**	**xx.xx**	**xx.xx**	**xx.xx**	**xx.xx**	**xx.xx**	**xx.xx**

Table 413. North America Cosmetics ODM Market Size, by Development Model, 2017-2032 (USD Million)

Development Model	2023	2024	2025	2026	2027	2032	CAGR (%)
Catalog Formula Adoption	xx.xx	xx.xx	xx.xx	xx.xx	xx.xx	xx.xx	xx.xx
Custom Formula Development	xx.xx	xx.xx	xx.xx	xx.xx	xx.xx	xx.xx	xx.xx
Existing Formula Adaptation	xx.xx	xx.xx	xx.xx	xx.xx	xx.xx	xx.xx	xx.xx
Total	**xx.xx**	**xx.xx**	**xx.xx**	**xx.xx**	**xx.xx**	**xx.xx**	**xx.xx**

Table 414. North America Cosmetics ODM Market Size, by Formula Ownership, 2017-2032 (USD Million)

Formula Ownership	2023	2024	2025	2026	2027	2032	CAGR (%)
Buyer-Owned	xx.xx	xx.xx	xx.xx	xx.xx	xx.xx	xx.xx	xx.xx
Jointly Owned	xx.xx	xx.xx	xx.xx	xx.xx	xx.xx	xx.xx	xx.xx
ODM-Owned	xx.xx	xx.xx	xx.xx	xx.xx	xx.xx	xx.xx	xx.xx
Third-Party-Owned	xx.xx	xx.xx	xx.xx	xx.xx	xx.xx	xx.xx	xx.xx
Total	**xx.xx**	**xx.xx**	**xx.xx**	**xx.xx**	**xx.xx**	**xx.xx**	**xx.xx**

Table 415. North America Cosmetics ODM Market Size, by Regulatory Pathway, 2017-2032 (USD Million)

Regulatory Pathway	2023	2024	2025	2026	2027	2032	CAGR (%)
Consumer-Product Soap	xx.xx	xx.xx	xx.xx	xx.xx	xx.xx	xx.xx	xx.xx
Drug and Quasi-Drug Crossover	xx.xx	xx.xx	xx.xx	xx.xx	xx.xx	xx.xx	xx.xx
Special and Functional Cosmetics	xx.xx	xx.xx	xx.xx	xx.xx	xx.xx	xx.xx	xx.xx
Standard Cosmetics	xx.xx	xx.xx	xx.xx	xx.xx	xx.xx	xx.xx	xx.xx
Total	**xx.xx**	**xx.xx**	**xx.xx**	**xx.xx**	**xx.xx**	**xx.xx**	**xx.xx**

Table 416. North America Cosmetics ODM Market Size, by Natural and Organic Status, 2017-2032 (USD Million)

Natural and Organic Status	2023	2024	2025	2026	2027	2032	CAGR (%)
Natural Certification	xx.xx	xx.xx	xx.xx	xx.xx	xx.xx	xx.xx	xx.xx
No Natural or Organic Positioning	xx.xx	xx.xx	xx.xx	xx.xx	xx.xx	xx.xx	xx.xx
Organic Certification	xx.xx	xx.xx	xx.xx	xx.xx	xx.xx	xx.xx	xx.xx
Uncertified Natural or Organic Claims	xx.xx	xx.xx	xx.xx	xx.xx	xx.xx	xx.xx	xx.xx
Total	**xx.xx**	**xx.xx**	**xx.xx**	**xx.xx**	**xx.xx**	**xx.xx**	**xx.xx**

20.4. Latin America

Table 417. Latin America Cosmetics ODM Market, by Country growth contribution, 2025-2032

Category	2025 value (USD Million)	2032 value (USD Million)	Added value (USD Million)	2025 share (%)	2032 share (%)	Change (pp)	Growth share (%)	CAGR (%)
Argentina	xx.xx	xx.xx	xx.xx	xx.xx	xx.xx	xx.xx	xx.xx	xx.xx
Brazil	xx.xx	xx.xx	xx.xx	xx.xx	xx.xx	xx.xx	xx.xx	xx.xx
Chile	xx.xx	xx.xx	xx.xx	xx.xx	xx.xx	xx.xx	xx.xx	xx.xx
Colombia	xx.xx	xx.xx	xx.xx	xx.xx	xx.xx	xx.xx	xx.xx	xx.xx
Peru	xx.xx	xx.xx	xx.xx	xx.xx	xx.xx	xx.xx	xx.xx	xx.xx
Unallocated / remaining scope	xx.xx	xx.xx	xx.xx	xx.xx	xx.xx	xx.xx	xx.xx	xx.xx
Scope total	**xx.xx**	**xx.xx**	**xx.xx**	**xx.xx**	**xx.xx**	**xx.xx**	**xx.xx**	**xx.xx**

Table 418. Latin America Cosmetics ODM Market Size, by Region, 2017-2032 (USD Million)

Region	2023	2024	2025	2026	2027	2032	CAGR (%)
Argentina	xx.xx	xx.xx	xx.xx	xx.xx	xx.xx	xx.xx	xx.xx
Brazil	xx.xx	xx.xx	xx.xx	xx.xx	xx.xx	xx.xx	xx.xx
Chile	xx.xx	xx.xx	xx.xx	xx.xx	xx.xx	xx.xx	xx.xx
Colombia	xx.xx	xx.xx	xx.xx	xx.xx	xx.xx	xx.xx	xx.xx
Peru	xx.xx	xx.xx	xx.xx	xx.xx	xx.xx	xx.xx	xx.xx
Others	xx.xx	xx.xx	xx.xx	xx.xx	xx.xx	xx.xx	xx.xx
Total	**xx.xx**	**xx.xx**	**xx.xx**	**xx.xx**	**xx.xx**	**xx.xx**	**xx.xx**

Table 419. Latin America Cosmetics ODM Market Size, by Product Category, 2017-2032 (USD Million)

Product Category	2023	2024	2025	2026	2027	2032	CAGR (%)
Bath and Body Cleansing	xx.xx	xx.xx	xx.xx	xx.xx	xx.xx	xx.xx	xx.xx
Deodorants and Antiperspirants	xx.xx	xx.xx	xx.xx	xx.xx	xx.xx	xx.xx	xx.xx
External Intimate Care	xx.xx	xx.xx	xx.xx	xx.xx	xx.xx	xx.xx	xx.xx
Hair Care	xx.xx	xx.xx	xx.xx	xx.xx	xx.xx	xx.xx	xx.xx
Hair Coloring and Lightening	xx.xx	xx.xx	xx.xx	xx.xx	xx.xx	xx.xx	xx.xx
Makeup	xx.xx	xx.xx	xx.xx	xx.xx	xx.xx	xx.xx	xx.xx
Nail Cosmetics	xx.xx	xx.xx	xx.xx	xx.xx	xx.xx	xx.xx	xx.xx
Oral Care	xx.xx	xx.xx	xx.xx	xx.xx	xx.xx	xx.xx	xx.xx
Personal Fragrance	xx.xx	xx.xx	xx.xx	xx.xx	xx.xx	xx.xx	xx.xx
Shaving and Hair Removal	xx.xx	xx.xx	xx.xx	xx.xx	xx.xx	xx.xx	xx.xx
Skin Care	xx.xx	xx.xx	xx.xx	xx.xx	xx.xx	xx.xx	xx.xx
Sun and Tanning Care	xx.xx	xx.xx	xx.xx	xx.xx	xx.xx	xx.xx	xx.xx
Total	**xx.xx**	**xx.xx**	**xx.xx**	**xx.xx**	**xx.xx**	**xx.xx**	**xx.xx**

Table 420. Latin America Cosmetics ODM Market Size, by Skin Care, 2017-2032 (USD Million)

Skin Care	2023	2024	2025	2026	2027	2032	CAGR (%)
Anti-Aging and Tone Care	xx.xx	xx.xx	xx.xx	xx.xx	xx.xx	xx.xx	xx.xx
Facial Cleansing and Makeup Removal	xx.xx	xx.xx	xx.xx	xx.xx	xx.xx	xx.xx	xx.xx
Moisturizing and Skin Conditioning	xx.xx	xx.xx	xx.xx	xx.xx	xx.xx	xx.xx	xx.xx
Skin Exfoliation	xx.xx	xx.xx	xx.xx	xx.xx	xx.xx	xx.xx	xx.xx
Total	**xx.xx**	**xx.xx**	**xx.xx**	**xx.xx**	**xx.xx**	**xx.xx**	**xx.xx**

Table 421. Latin America Cosmetics ODM Market Size, by Makeup, 2017-2032 (USD Million)

Makeup	2023	2024	2025	2026	2027	2032	CAGR (%)
Body Makeup	xx.xx	xx.xx	xx.xx	xx.xx	xx.xx	xx.xx	xx.xx
Eye and Brow Cosmetics	xx.xx	xx.xx	xx.xx	xx.xx	xx.xx	xx.xx	xx.xx
Face Makeup	xx.xx	xx.xx	xx.xx	xx.xx	xx.xx	xx.xx	xx.xx
Lip Makeup	xx.xx	xx.xx	xx.xx	xx.xx	xx.xx	xx.xx	xx.xx
Total	**xx.xx**	**xx.xx**	**xx.xx**	**xx.xx**	**xx.xx**	**xx.xx**	**xx.xx**

Table 422. Latin America Cosmetics ODM Market Size, by Hair Care, 2017-2032 (USD Million)

Hair Care	2023	2024	2025	2026	2027	2032	CAGR (%)
Hair Cleansing	xx.xx	xx.xx	xx.xx	xx.xx	xx.xx	xx.xx	xx.xx
Hair Conditioning and Scalp Care	xx.xx	xx.xx	xx.xx	xx.xx	xx.xx	xx.xx	xx.xx
Hair Styling	xx.xx	xx.xx	xx.xx	xx.xx	xx.xx	xx.xx	xx.xx
Hair Texture Modification	xx.xx	xx.xx	xx.xx	xx.xx	xx.xx	xx.xx	xx.xx
Total	**xx.xx**	**xx.xx**	**xx.xx**	**xx.xx**	**xx.xx**	**xx.xx**	**xx.xx**

Table 423. Latin America Cosmetics ODM Market Size, by Sun and Tanning Care, 2017-2032 (USD Million)

Sun and Tanning Care	2023	2024	2025	2026	2027	2032	CAGR (%)
After-Sun Care	xx.xx	xx.xx	xx.xx	xx.xx	xx.xx	xx.xx	xx.xx
Sun Protection	xx.xx	xx.xx	xx.xx	xx.xx	xx.xx	xx.xx	xx.xx
Sun-Tanning Care	xx.xx	xx.xx	xx.xx	xx.xx	xx.xx	xx.xx	xx.xx
Sunless Tanning	xx.xx	xx.xx	xx.xx	xx.xx	xx.xx	xx.xx	xx.xx
Total	**xx.xx**	**xx.xx**	**xx.xx**	**xx.xx**	**xx.xx**	**xx.xx**	**xx.xx**

Table 424. Latin America Cosmetics ODM Market Size, by Nail Cosmetics, 2017-2032 (USD Million)

Nail Cosmetics	2023	2024	2025	2026	2027	2032	CAGR (%)
Nail and Cuticle Care	xx.xx	xx.xx	xx.xx	xx.xx	xx.xx	xx.xx	xx.xx
Nail Color and Coatings	xx.xx	xx.xx	xx.xx	xx.xx	xx.xx	xx.xx	xx.xx
Nail Enhancement and Adhesives	xx.xx	xx.xx	xx.xx	xx.xx	xx.xx	xx.xx	xx.xx
Nail Product Removers	xx.xx	xx.xx	xx.xx	xx.xx	xx.xx	xx.xx	xx.xx
Total	**xx.xx**	**xx.xx**	**xx.xx**	**xx.xx**	**xx.xx**	**xx.xx**	**xx.xx**

Table 425. Latin America Cosmetics ODM Market Size, by Bath and Body Cleansing, 2017-2032 (USD Million)

Bath and Body Cleansing	2023	2024	2025	2026	2027	2032	CAGR (%)
Bath Additives	xx.xx	xx.xx	xx.xx	xx.xx	xx.xx	xx.xx	xx.xx
Body Cleansers	xx.xx	xx.xx	xx.xx	xx.xx	xx.xx	xx.xx	xx.xx
Total	**xx.xx**	**xx.xx**	**xx.xx**	**xx.xx**	**xx.xx**	**xx.xx**	**xx.xx**

Table 426. Latin America Cosmetics ODM Market Size, by Hair Coloring and Lightening, 2017-2032 (USD Million)

Hair Coloring and Lightening	2023	2024	2025	2026	2027	2032	CAGR (%)
Hair Colorants	xx.xx	xx.xx	xx.xx	xx.xx	xx.xx	xx.xx	xx.xx
Hair Lighteners	xx.xx	xx.xx	xx.xx	xx.xx	xx.xx	xx.xx	xx.xx
Total	**xx.xx**	**xx.xx**	**xx.xx**	**xx.xx**	**xx.xx**	**xx.xx**	**xx.xx**

Table 427. Latin America Cosmetics ODM Market Size, by Oral Care, 2017-2032 (USD Million)

Oral Care	2023	2024	2025	2026	2027	2032	CAGR (%)
Dentifrices	xx.xx	xx.xx	xx.xx	xx.xx	xx.xx	xx.xx	xx.xx
Mouthwash and Breath Fresheners	xx.xx	xx.xx	xx.xx	xx.xx	xx.xx	xx.xx	xx.xx
Tooth Whitening	xx.xx	xx.xx	xx.xx	xx.xx	xx.xx	xx.xx	xx.xx
Total	**xx.xx**	**xx.xx**	**xx.xx**	**xx.xx**	**xx.xx**	**xx.xx**	**xx.xx**

Table 428. Latin America Cosmetics ODM Market Size, by Deodorants and Antiperspirants, 2017-2032 (USD Million)

Deodorants and Antiperspirants	2023	2024	2025	2026	2027	2032	CAGR (%)
Antiperspirants	xx.xx	xx.xx	xx.xx	xx.xx	xx.xx	xx.xx	xx.xx
Deodorants	xx.xx	xx.xx	xx.xx	xx.xx	xx.xx	xx.xx	xx.xx
Total	**xx.xx**	**xx.xx**	**xx.xx**	**xx.xx**	**xx.xx**	**xx.xx**	**xx.xx**

Table 429. Latin America Cosmetics ODM Market Size, by Shaving and Hair Removal, 2017-2032 (USD Million)

Shaving and Hair Removal	2023	2024	2025	2026	2027	2032	CAGR (%)
Hair Removal	xx.xx	xx.xx	xx.xx	xx.xx	xx.xx	xx.xx	xx.xx
Shaving Care	xx.xx	xx.xx	xx.xx	xx.xx	xx.xx	xx.xx	xx.xx
Total	**xx.xx**	**xx.xx**	**xx.xx**	**xx.xx**	**xx.xx**	**xx.xx**	**xx.xx**

Table 430. Latin America Cosmetics ODM Market Size, by Product Format, 2017-2032 (USD Million)

Product Format	2023	2024	2025	2026	2027	2032	CAGR (%)
Coherent Solids	xx.xx	xx.xx	xx.xx	xx.xx	xx.xx	xx.xx	xx.xx
Cosmetic-Bearing Substrates	xx.xx	xx.xx	xx.xx	xx.xx	xx.xx	xx.xx	xx.xx
Foams and Mousses	xx.xx	xx.xx	xx.xx	xx.xx	xx.xx	xx.xx	xx.xx
Liquids	xx.xx	xx.xx	xx.xx	xx.xx	xx.xx	xx.xx	xx.xx
Loose Powders and Granules	xx.xx	xx.xx	xx.xx	xx.xx	xx.xx	xx.xx	xx.xx
Semisolids	xx.xx	xx.xx	xx.xx	xx.xx	xx.xx	xx.xx	xx.xx
Total	**xx.xx**	**xx.xx**	**xx.xx**	**xx.xx**	**xx.xx**	**xx.xx**	**xx.xx**

Table 431. Latin America Cosmetics ODM Market Size, by Semisolids, 2017-2032 (USD Million)

Semisolids	2023	2024	2025	2026	2027	2032	CAGR (%)
Balms and Pastes	xx.xx	xx.xx	xx.xx	xx.xx	xx.xx	xx.xx	xx.xx
Creams and Lotions	xx.xx	xx.xx	xx.xx	xx.xx	xx.xx	xx.xx	xx.xx
Gels	xx.xx	xx.xx	xx.xx	xx.xx	xx.xx	xx.xx	xx.xx
Total	**xx.xx**	**xx.xx**	**xx.xx**	**xx.xx**	**xx.xx**	**xx.xx**	**xx.xx**

Table 432. Latin America Cosmetics ODM Market Size, by Coherent Solids, 2017-2032 (USD Million)

Coherent Solids	2023	2024	2025	2026	2027	2032	CAGR (%)
Bars, Sticks, and Tablets	xx.xx	xx.xx	xx.xx	xx.xx	xx.xx	xx.xx	xx.xx
Pressed Powders	xx.xx	xx.xx	xx.xx	xx.xx	xx.xx	xx.xx	xx.xx
Solid Cosmetic Films	xx.xx	xx.xx	xx.xx	xx.xx	xx.xx	xx.xx	xx.xx
Total	**xx.xx**	**xx.xx**	**xx.xx**	**xx.xx**	**xx.xx**	**xx.xx**	**xx.xx**

Table 433. Latin America Cosmetics ODM Market Size, by Cosmetic-Bearing Substrates, 2017-2032 (USD Million)

Cosmetic-Bearing Substrates	2023	2024	2025	2026	2027	2032	CAGR (%)
Cosmetic-Bearing Masks and Patches	xx.xx	xx.xx	xx.xx	xx.xx	xx.xx	xx.xx	xx.xx
Cosmetic-Bearing Wipes and Pads	xx.xx	xx.xx	xx.xx	xx.xx	xx.xx	xx.xx	xx.xx
Total	**xx.xx**	**xx.xx**	**xx.xx**	**xx.xx**	**xx.xx**	**xx.xx**	**xx.xx**

Table 434. Latin America Cosmetics ODM Market Size, by Formulation Water Basis, 2017-2032 (USD Million)

Formulation Water Basis	2023	2024	2025	2026	2027	2032	CAGR (%)
Anhydrous Formulations	xx.xx	xx.xx	xx.xx	xx.xx	xx.xx	xx.xx	xx.xx
Water-Containing Formulations	xx.xx	xx.xx	xx.xx	xx.xx	xx.xx	xx.xx	xx.xx
Total	**xx.xx**	**xx.xx**	**xx.xx**	**xx.xx**	**xx.xx**	**xx.xx**	**xx.xx**

Table 435. Latin America Cosmetics ODM Market Size, by Usage Setting, 2017-2032 (USD Million)

Usage Setting	2023	2024	2025	2026	2027	2032	CAGR (%)
Hospitality and Institutional Amenities	xx.xx	xx.xx	xx.xx	xx.xx	xx.xx	xx.xx	xx.xx
Personal and Take-Home Use	xx.xx	xx.xx	xx.xx	xx.xx	xx.xx	xx.xx	xx.xx
Professional Treatment Use	xx.xx	xx.xx	xx.xx	xx.xx	xx.xx	xx.xx	xx.xx
Total	**xx.xx**	**xx.xx**	**xx.xx**	**xx.xx**	**xx.xx**	**xx.xx**	**xx.xx**

Table 436. Latin America Cosmetics ODM Market Size, by Commissioning Buyer, 2017-2032 (USD Million)

Commissioning Buyer	2023	2024	2025	2026	2027	2032	CAGR (%)
Beauty and Personal Care Brand Operators	xx.xx	xx.xx	xx.xx	xx.xx	xx.xx	xx.xx	xx.xx
Hospitality and Institutional Amenity Operators	xx.xx	xx.xx	xx.xx	xx.xx	xx.xx	xx.xx	xx.xx
Importer and Distributor Brand Operators	xx.xx	xx.xx	xx.xx	xx.xx	xx.xx	xx.xx	xx.xx
Professional Beauty Businesses	xx.xx	xx.xx	xx.xx	xx.xx	xx.xx	xx.xx	xx.xx
Retailer Private-Label Operators	xx.xx	xx.xx	xx.xx	xx.xx	xx.xx	xx.xx	xx.xx
Total	**xx.xx**	**xx.xx**	**xx.xx**	**xx.xx**	**xx.xx**	**xx.xx**	**xx.xx**

Table 437. Latin America Cosmetics ODM Market Size, by Supply Completion, 2017-2032 (USD Million)

Supply Completion	2023	2024	2025	2026	2027	2032	CAGR (%)
Bulk Cosmetic Supply	xx.xx	xx.xx	xx.xx	xx.xx	xx.xx	xx.xx	xx.xx
Filled Primary Packaging	xx.xx	xx.xx	xx.xx	xx.xx	xx.xx	xx.xx	xx.xx
Market-Ready Products	xx.xx	xx.xx	xx.xx	xx.xx	xx.xx	xx.xx	xx.xx
Total	**xx.xx**	**xx.xx**	**xx.xx**	**xx.xx**	**xx.xx**	**xx.xx**	**xx.xx**

Table 438. Latin America Cosmetics ODM Market Size, by Manufacturing Execution, 2017-2032 (USD Million)

Manufacturing Execution	2023	2024	2025	2026	2027	2032	CAGR (%)
Hybrid Manufacturing	xx.xx	xx.xx	xx.xx	xx.xx	xx.xx	xx.xx	xx.xx
ODM-Controlled Manufacturing	xx.xx	xx.xx	xx.xx	xx.xx	xx.xx	xx.xx	xx.xx
Partner-Executed Manufacturing	xx.xx	xx.xx	xx.xx	xx.xx	xx.xx	xx.xx	xx.xx
Total	**xx.xx**	**xx.xx**	**xx.xx**	**xx.xx**	**xx.xx**	**xx.xx**	**xx.xx**

Table 439. Latin America Cosmetics ODM Market Size, by Procurement Channel, 2017-2032 (USD Million)

Procurement Channel	2023	2024	2025	2026	2027	2032	CAGR (%)
Direct ODM Engagement	xx.xx	xx.xx	xx.xx	xx.xx	xx.xx	xx.xx	xx.xx
Intermediary-Managed Procurement	xx.xx	xx.xx	xx.xx	xx.xx	xx.xx	xx.xx	xx.xx
Total	**xx.xx**	**xx.xx**	**xx.xx**	**xx.xx**	**xx.xx**	**xx.xx**	**xx.xx**

Table 440. Latin America Cosmetics ODM Market Size, by Target Price Tier, 2017-2032 (USD Million)

Target Price Tier	2023	2024	2025	2026	2027	2032	CAGR (%)
Entry Prestige	xx.xx	xx.xx	xx.xx	xx.xx	xx.xx	xx.xx	xx.xx
Mass Market	xx.xx	xx.xx	xx.xx	xx.xx	xx.xx	xx.xx	xx.xx
Masstige	xx.xx	xx.xx	xx.xx	xx.xx	xx.xx	xx.xx	xx.xx
Prestige	xx.xx	xx.xx	xx.xx	xx.xx	xx.xx	xx.xx	xx.xx
True Luxury	xx.xx	xx.xx	xx.xx	xx.xx	xx.xx	xx.xx	xx.xx
Ultra-Luxury	xx.xx	xx.xx	xx.xx	xx.xx	xx.xx	xx.xx	xx.xx
Total	**xx.xx**	**xx.xx**	**xx.xx**	**xx.xx**	**xx.xx**	**xx.xx**	**xx.xx**

Table 441. Latin America Cosmetics ODM Market Size, by Development Model, 2017-2032 (USD Million)

Development Model	2023	2024	2025	2026	2027	2032	CAGR (%)
Catalog Formula Adoption	xx.xx	xx.xx	xx.xx	xx.xx	xx.xx	xx.xx	xx.xx
Custom Formula Development	xx.xx	xx.xx	xx.xx	xx.xx	xx.xx	xx.xx	xx.xx
Existing Formula Adaptation	xx.xx	xx.xx	xx.xx	xx.xx	xx.xx	xx.xx	xx.xx
Total	**xx.xx**	**xx.xx**	**xx.xx**	**xx.xx**	**xx.xx**	**xx.xx**	**xx.xx**

Table 442. Latin America Cosmetics ODM Market Size, by Formula Ownership, 2017-2032 (USD Million)

Formula Ownership	2023	2024	2025	2026	2027	2032	CAGR (%)
Buyer-Owned	xx.xx	xx.xx	xx.xx	xx.xx	xx.xx	xx.xx	xx.xx
Jointly Owned	xx.xx	xx.xx	xx.xx	xx.xx	xx.xx	xx.xx	xx.xx
ODM-Owned	xx.xx	xx.xx	xx.xx	xx.xx	xx.xx	xx.xx	xx.xx
Third-Party-Owned	xx.xx	xx.xx	xx.xx	xx.xx	xx.xx	xx.xx	xx.xx
Total	**xx.xx**	**xx.xx**	**xx.xx**	**xx.xx**	**xx.xx**	**xx.xx**	**xx.xx**

Table 443. Latin America Cosmetics ODM Market Size, by Regulatory Pathway, 2017-2032 (USD Million)

Regulatory Pathway	2023	2024	2025	2026	2027	2032	CAGR (%)
Consumer-Product Soap	xx.xx	xx.xx	xx.xx	xx.xx	xx.xx	xx.xx	xx.xx
Drug and Quasi-Drug Crossover	xx.xx	xx.xx	xx.xx	xx.xx	xx.xx	xx.xx	xx.xx
Special and Functional Cosmetics	xx.xx	xx.xx	xx.xx	xx.xx	xx.xx	xx.xx	xx.xx
Standard Cosmetics	xx.xx	xx.xx	xx.xx	xx.xx	xx.xx	xx.xx	xx.xx
Total	**xx.xx**	**xx.xx**	**xx.xx**	**xx.xx**	**xx.xx**	**xx.xx**	**xx.xx**

Table 444. Latin America Cosmetics ODM Market Size, by Natural and Organic Status, 2017-2032 (USD Million)

Natural and Organic Status	2023	2024	2025	2026	2027	2032	CAGR (%)
Natural Certification	xx.xx	xx.xx	xx.xx	xx.xx	xx.xx	xx.xx	xx.xx
No Natural or Organic Positioning	xx.xx	xx.xx	xx.xx	xx.xx	xx.xx	xx.xx	xx.xx
Organic Certification	xx.xx	xx.xx	xx.xx	xx.xx	xx.xx	xx.xx	xx.xx
Uncertified Natural or Organic Claims	xx.xx	xx.xx	xx.xx	xx.xx	xx.xx	xx.xx	xx.xx
Total	**xx.xx**	**xx.xx**	**xx.xx**	**xx.xx**	**xx.xx**	**xx.xx**	**xx.xx**

20.5. Middle East

Table 445. Middle East Cosmetics ODM Market, by Country growth contribution, 2025-2032

Category	2025 value (USD Million)	2032 value (USD Million)	Added value (USD Million)	2025 share (%)	2032 share (%)	Change (pp)	Growth share (%)	CAGR (%)
Israel	xx.xx	xx.xx	xx.xx	xx.xx	xx.xx	xx.xx	xx.xx	xx.xx
Qatar	xx.xx	xx.xx	xx.xx	xx.xx	xx.xx	xx.xx	xx.xx	xx.xx
Saudi Arabia	xx.xx	xx.xx	xx.xx	xx.xx	xx.xx	xx.xx	xx.xx	xx.xx
Turkey	xx.xx	xx.xx	xx.xx	xx.xx	xx.xx	xx.xx	xx.xx	xx.xx
Unallocated / remaining scope	xx.xx	xx.xx	xx.xx	xx.xx	xx.xx	xx.xx	xx.xx	xx.xx
United Arab Emirates	xx.xx	xx.xx	xx.xx	xx.xx	xx.xx	xx.xx	xx.xx	xx.xx
Scope total	**xx.xx**	**xx.xx**	**xx.xx**	**xx.xx**	**xx.xx**	**xx.xx**	**xx.xx**	**xx.xx**

Table 446. Middle East Cosmetics ODM Market Size, by Region, 2017-2032 (USD Million)

Region	2023	2024	2025	2026	2027	2032	CAGR (%)
Israel	xx.xx	xx.xx	xx.xx	xx.xx	xx.xx	xx.xx	xx.xx
Qatar	xx.xx	xx.xx	xx.xx	xx.xx	xx.xx	xx.xx	xx.xx
Saudi Arabia	xx.xx	xx.xx	xx.xx	xx.xx	xx.xx	xx.xx	xx.xx
Turkey	xx.xx	xx.xx	xx.xx	xx.xx	xx.xx	xx.xx	xx.xx
United Arab Emirates	xx.xx	xx.xx	xx.xx	xx.xx	xx.xx	xx.xx	xx.xx
Others	xx.xx	xx.xx	xx.xx	xx.xx	xx.xx	xx.xx	xx.xx
Total	**xx.xx**	**xx.xx**	**xx.xx**	**xx.xx**	**xx.xx**	**xx.xx**	**xx.xx**

Table 447. Middle East Cosmetics ODM Market Size, by Product Category, 2017-2032 (USD Million)

Product Category	2023	2024	2025	2026	2027	2032	CAGR (%)
Bath and Body Cleansing	xx.xx	xx.xx	xx.xx	xx.xx	xx.xx	xx.xx	xx.xx
Deodorants and Antiperspirants	xx.xx	xx.xx	xx.xx	xx.xx	xx.xx	xx.xx	xx.xx
External Intimate Care	xx.xx	xx.xx	xx.xx	xx.xx	xx.xx	xx.xx	xx.xx
Hair Care	xx.xx	xx.xx	xx.xx	xx.xx	xx.xx	xx.xx	xx.xx
Hair Coloring and Lightening	xx.xx	xx.xx	xx.xx	xx.xx	xx.xx	xx.xx	xx.xx
Makeup	xx.xx	xx.xx	xx.xx	xx.xx	xx.xx	xx.xx	xx.xx
Nail Cosmetics	xx.xx	xx.xx	xx.xx	xx.xx	xx.xx	xx.xx	xx.xx
Oral Care	xx.xx	xx.xx	xx.xx	xx.xx	xx.xx	xx.xx	xx.xx
Personal Fragrance	xx.xx	xx.xx	xx.xx	xx.xx	xx.xx	xx.xx	xx.xx
Shaving and Hair Removal	xx.xx	xx.xx	xx.xx	xx.xx	xx.xx	xx.xx	xx.xx
Skin Care	xx.xx	xx.xx	xx.xx	xx.xx	xx.xx	xx.xx	xx.xx
Sun and Tanning Care	xx.xx	xx.xx	xx.xx	xx.xx	xx.xx	xx.xx	xx.xx
Total	**xx.xx**	**xx.xx**	**xx.xx**	**xx.xx**	**xx.xx**	**xx.xx**	**xx.xx**

Table 448. Middle East Cosmetics ODM Market Size, by Skin Care, 2017-2032 (USD Million)

Skin Care	2023	2024	2025	2026	2027	2032	CAGR (%)
Anti-Aging and Tone Care	xx.xx	xx.xx	xx.xx	xx.xx	xx.xx	xx.xx	xx.xx
Facial Cleansing and Makeup Removal	xx.xx	xx.xx	xx.xx	xx.xx	xx.xx	xx.xx	xx.xx
Moisturizing and Skin Conditioning	xx.xx	xx.xx	xx.xx	xx.xx	xx.xx	xx.xx	xx.xx
Skin Exfoliation	xx.xx	xx.xx	xx.xx	xx.xx	xx.xx	xx.xx	xx.xx
Total	**xx.xx**	**xx.xx**	**xx.xx**	**xx.xx**	**xx.xx**	**xx.xx**	**xx.xx**

Table 449. Middle East Cosmetics ODM Market Size, by Makeup, 2017-2032 (USD Million)

Makeup	2023	2024	2025	2026	2027	2032	CAGR (%)
Body Makeup	xx.xx	xx.xx	xx.xx	xx.xx	xx.xx	xx.xx	xx.xx
Eye and Brow Cosmetics	xx.xx	xx.xx	xx.xx	xx.xx	xx.xx	xx.xx	xx.xx
Face Makeup	xx.xx	xx.xx	xx.xx	xx.xx	xx.xx	xx.xx	xx.xx
Lip Makeup	xx.xx	xx.xx	xx.xx	xx.xx	xx.xx	xx.xx	xx.xx
Total	**xx.xx**	**xx.xx**	**xx.xx**	**xx.xx**	**xx.xx**	**xx.xx**	**xx.xx**

Table 450. Middle East Cosmetics ODM Market Size, by Hair Care, 2017-2032 (USD Million)

Hair Care	2023	2024	2025	2026	2027	2032	CAGR (%)
Hair Cleansing	xx.xx	xx.xx	xx.xx	xx.xx	xx.xx	xx.xx	xx.xx
Hair Conditioning and Scalp Care	xx.xx	xx.xx	xx.xx	xx.xx	xx.xx	xx.xx	xx.xx
Hair Styling	xx.xx	xx.xx	xx.xx	xx.xx	xx.xx	xx.xx	xx.xx
Hair Texture Modification	xx.xx	xx.xx	xx.xx	xx.xx	xx.xx	xx.xx	xx.xx
Total	**xx.xx**	**xx.xx**	**xx.xx**	**xx.xx**	**xx.xx**	**xx.xx**	**xx.xx**

Table 451. Middle East Cosmetics ODM Market Size, by Sun and Tanning Care, 2017-2032 (USD Million)

Sun and Tanning Care	2023	2024	2025	2026	2027	2032	CAGR (%)
After-Sun Care	xx.xx	xx.xx	xx.xx	xx.xx	xx.xx	xx.xx	xx.xx
Sun Protection	xx.xx	xx.xx	xx.xx	xx.xx	xx.xx	xx.xx	xx.xx
Sun-Tanning Care	xx.xx	xx.xx	xx.xx	xx.xx	xx.xx	xx.xx	xx.xx
Sunless Tanning	xx.xx	xx.xx	xx.xx	xx.xx	xx.xx	xx.xx	xx.xx
Total	**xx.xx**	**xx.xx**	**xx.xx**	**xx.xx**	**xx.xx**	**xx.xx**	**xx.xx**

Table 452. Middle East Cosmetics ODM Market Size, by Nail Cosmetics, 2017-2032 (USD Million)

Nail Cosmetics	2023	2024	2025	2026	2027	2032	CAGR (%)
Nail and Cuticle Care	xx.xx	xx.xx	xx.xx	xx.xx	xx.xx	xx.xx	xx.xx
Nail Color and Coatings	xx.xx	xx.xx	xx.xx	xx.xx	xx.xx	xx.xx	xx.xx
Nail Enhancement and Adhesives	xx.xx	xx.xx	xx.xx	xx.xx	xx.xx	xx.xx	xx.xx
Nail Product Removers	xx.xx	xx.xx	xx.xx	xx.xx	xx.xx	xx.xx	xx.xx
Total	**xx.xx**	**xx.xx**	**xx.xx**	**xx.xx**	**xx.xx**	**xx.xx**	**xx.xx**

Table 453. Middle East Cosmetics ODM Market Size, by Bath and Body Cleansing, 2017-2032 (USD Million)

Bath and Body Cleansing	2023	2024	2025	2026	2027	2032	CAGR (%)
Bath Additives	xx.xx	xx.xx	xx.xx	xx.xx	xx.xx	xx.xx	xx.xx
Body Cleansers	xx.xx	xx.xx	xx.xx	xx.xx	xx.xx	xx.xx	xx.xx
Total	**xx.xx**	**xx.xx**	**xx.xx**	**xx.xx**	**xx.xx**	**xx.xx**	**xx.xx**

Table 454. Middle East Cosmetics ODM Market Size, by Hair Coloring and Lightening, 2017-2032 (USD Million)

Hair Coloring and Lightening	2023	2024	2025	2026	2027	2032	CAGR (%)
Hair Colorants	xx.xx	xx.xx	xx.xx	xx.xx	xx.xx	xx.xx	xx.xx
Hair Lighteners	xx.xx	xx.xx	xx.xx	xx.xx	xx.xx	xx.xx	xx.xx
Total	**xx.xx**	**xx.xx**	**xx.xx**	**xx.xx**	**xx.xx**	**xx.xx**	**xx.xx**

Table 455. Middle East Cosmetics ODM Market Size, by Oral Care, 2017-2032 (USD Million)

Oral Care	2023	2024	2025	2026	2027	2032	CAGR (%)
Dentifrices	xx.xx	xx.xx	xx.xx	xx.xx	xx.xx	xx.xx	xx.xx
Mouthwash and Breath Fresheners	xx.xx	xx.xx	xx.xx	xx.xx	xx.xx	xx.xx	xx.xx
Tooth Whitening	xx.xx	xx.xx	xx.xx	xx.xx	xx.xx	xx.xx	xx.xx
Total	**xx.xx**	**xx.xx**	**xx.xx**	**xx.xx**	**xx.xx**	**xx.xx**	**xx.xx**

Table 456. Middle East Cosmetics ODM Market Size, by Deodorants and Antiperspirants, 2017-2032 (USD Million)

Deodorants and Antiperspirants	2023	2024	2025	2026	2027	2032	CAGR (%)
Antiperspirants	xx.xx	xx.xx	xx.xx	xx.xx	xx.xx	xx.xx	xx.xx
Deodorants	xx.xx	xx.xx	xx.xx	xx.xx	xx.xx	xx.xx	xx.xx
Total	**xx.xx**	**xx.xx**	**xx.xx**	**xx.xx**	**xx.xx**	**xx.xx**	**xx.xx**

Table 457. Middle East Cosmetics ODM Market Size, by Shaving and Hair Removal, 2017-2032 (USD Million)

Shaving and Hair Removal	2023	2024	2025	2026	2027	2032	CAGR (%)
Hair Removal	xx.xx	xx.xx	xx.xx	xx.xx	xx.xx	xx.xx	xx.xx
Shaving Care	xx.xx	xx.xx	xx.xx	xx.xx	xx.xx	xx.xx	xx.xx
Total	**xx.xx**	**xx.xx**	**xx.xx**	**xx.xx**	**xx.xx**	**xx.xx**	**xx.xx**

Table 458. Middle East Cosmetics ODM Market Size, by Product Format, 2017-2032 (USD Million)

Product Format	2023	2024	2025	2026	2027	2032	CAGR (%)
Coherent Solids	xx.xx	xx.xx	xx.xx	xx.xx	xx.xx	xx.xx	xx.xx
Cosmetic-Bearing Substrates	xx.xx	xx.xx	xx.xx	xx.xx	xx.xx	xx.xx	xx.xx
Foams and Mousses	xx.xx	xx.xx	xx.xx	xx.xx	xx.xx	xx.xx	xx.xx
Liquids	xx.xx	xx.xx	xx.xx	xx.xx	xx.xx	xx.xx	xx.xx
Loose Powders and Granules	xx.xx	xx.xx	xx.xx	xx.xx	xx.xx	xx.xx	xx.xx
Semisolids	xx.xx	xx.xx	xx.xx	xx.xx	xx.xx	xx.xx	xx.xx
Total	**xx.xx**	**xx.xx**	**xx.xx**	**xx.xx**	**xx.xx**	**xx.xx**	**xx.xx**

Table 459. Middle East Cosmetics ODM Market Size, by Semisolids, 2017-2032 (USD Million)

Semisolids	2023	2024	2025	2026	2027	2032	CAGR (%)
Balms and Pastes	xx.xx	xx.xx	xx.xx	xx.xx	xx.xx	xx.xx	xx.xx
Creams and Lotions	xx.xx	xx.xx	xx.xx	xx.xx	xx.xx	xx.xx	xx.xx
Gels	xx.xx	xx.xx	xx.xx	xx.xx	xx.xx	xx.xx	xx.xx
Total	**xx.xx**	**xx.xx**	**xx.xx**	**xx.xx**	**xx.xx**	**xx.xx**	**xx.xx**

Table 460. Middle East Cosmetics ODM Market Size, by Coherent Solids, 2017-2032 (USD Million)

Coherent Solids	2023	2024	2025	2026	2027	2032	CAGR (%)
Bars, Sticks, and Tablets	xx.xx	xx.xx	xx.xx	xx.xx	xx.xx	xx.xx	xx.xx
Pressed Powders	xx.xx	xx.xx	xx.xx	xx.xx	xx.xx	xx.xx	xx.xx
Solid Cosmetic Films	xx.xx	xx.xx	xx.xx	xx.xx	xx.xx	xx.xx	xx.xx
Total	**xx.xx**	**xx.xx**	**xx.xx**	**xx.xx**	**xx.xx**	**xx.xx**	**xx.xx**

Table 461. Middle East Cosmetics ODM Market Size, by Cosmetic-Bearing Substrates, 2017-2032 (USD Million)

Cosmetic-Bearing Substrates	2023	2024	2025	2026	2027	2032	CAGR (%)
Cosmetic-Bearing Masks and Patches	xx.xx	xx.xx	xx.xx	xx.xx	xx.xx	xx.xx	xx.xx
Cosmetic-Bearing Wipes and Pads	xx.xx	xx.xx	xx.xx	xx.xx	xx.xx	xx.xx	xx.xx
Total	**xx.xx**	**xx.xx**	**xx.xx**	**xx.xx**	**xx.xx**	**xx.xx**	**xx.xx**

Table 462. Middle East Cosmetics ODM Market Size, by Formulation Water Basis, 2017-2032 (USD Million)

Formulation Water Basis	2023	2024	2025	2026	2027	2032	CAGR (%)
Anhydrous Formulations	xx.xx	xx.xx	xx.xx	xx.xx	xx.xx	xx.xx	xx.xx
Water-Containing Formulations	xx.xx	xx.xx	xx.xx	xx.xx	xx.xx	xx.xx	xx.xx
Total	**xx.xx**	**xx.xx**	**xx.xx**	**xx.xx**	**xx.xx**	**xx.xx**	**xx.xx**

Table 463. Middle East Cosmetics ODM Market Size, by Usage Setting, 2017-2032 (USD Million)

Usage Setting	2023	2024	2025	2026	2027	2032	CAGR (%)
Hospitality and Institutional Amenities	xx.xx	xx.xx	xx.xx	xx.xx	xx.xx	xx.xx	xx.xx
Personal and Take-Home Use	xx.xx	xx.xx	xx.xx	xx.xx	xx.xx	xx.xx	xx.xx
Professional Treatment Use	xx.xx	xx.xx	xx.xx	xx.xx	xx.xx	xx.xx	xx.xx
Total	**xx.xx**	**xx.xx**	**xx.xx**	**xx.xx**	**xx.xx**	**xx.xx**	**xx.xx**

Table 464. Middle East Cosmetics ODM Market Size, by Commissioning Buyer, 2017-2032 (USD Million)

Commissioning Buyer	2023	2024	2025	2026	2027	2032	CAGR (%)
Beauty and Personal Care Brand Operators	xx.xx	xx.xx	xx.xx	xx.xx	xx.xx	xx.xx	xx.xx
Hospitality and Institutional Amenity Operators	xx.xx	xx.xx	xx.xx	xx.xx	xx.xx	xx.xx	xx.xx
Importer and Distributor Brand Operators	xx.xx	xx.xx	xx.xx	xx.xx	xx.xx	xx.xx	xx.xx
Professional Beauty Businesses	xx.xx	xx.xx	xx.xx	xx.xx	xx.xx	xx.xx	xx.xx
Retailer Private-Label Operators	xx.xx	xx.xx	xx.xx	xx.xx	xx.xx	xx.xx	xx.xx
Total	**xx.xx**	**xx.xx**	**xx.xx**	**xx.xx**	**xx.xx**	**xx.xx**	**xx.xx**

Table 465. Middle East Cosmetics ODM Market Size, by Supply Completion, 2017-2032 (USD Million)

Supply Completion	2023	2024	2025	2026	2027	2032	CAGR (%)
Bulk Cosmetic Supply	xx.xx	xx.xx	xx.xx	xx.xx	xx.xx	xx.xx	xx.xx
Filled Primary Packaging	xx.xx	xx.xx	xx.xx	xx.xx	xx.xx	xx.xx	xx.xx
Market-Ready Products	xx.xx	xx.xx	xx.xx	xx.xx	xx.xx	xx.xx	xx.xx
Total	**xx.xx**	**xx.xx**	**xx.xx**	**xx.xx**	**xx.xx**	**xx.xx**	**xx.xx**

Table 466. Middle East Cosmetics ODM Market Size, by Manufacturing Execution, 2017-2032 (USD Million)

Manufacturing Execution	2023	2024	2025	2026	2027	2032	CAGR (%)
Hybrid Manufacturing	xx.xx	xx.xx	xx.xx	xx.xx	xx.xx	xx.xx	xx.xx
ODM-Controlled Manufacturing	xx.xx	xx.xx	xx.xx	xx.xx	xx.xx	xx.xx	xx.xx
Partner-Executed Manufacturing	xx.xx	xx.xx	xx.xx	xx.xx	xx.xx	xx.xx	xx.xx
Total	**xx.xx**	**xx.xx**	**xx.xx**	**xx.xx**	**xx.xx**	**xx.xx**	**xx.xx**

Table 467. Middle East Cosmetics ODM Market Size, by Procurement Channel, 2017-2032 (USD Million)

Procurement Channel	2023	2024	2025	2026	2027	2032	CAGR (%)
Direct ODM Engagement	xx.xx	xx.xx	xx.xx	xx.xx	xx.xx	xx.xx	xx.xx
Intermediary-Managed Procurement	xx.xx	xx.xx	xx.xx	xx.xx	xx.xx	xx.xx	xx.xx
Total	**xx.xx**	**xx.xx**	**xx.xx**	**xx.xx**	**xx.xx**	**xx.xx**	**xx.xx**

Table 468. Middle East Cosmetics ODM Market Size, by Target Price Tier, 2017-2032 (USD Million)

Target Price Tier	2023	2024	2025	2026	2027	2032	CAGR (%)
Entry Prestige	xx.xx	xx.xx	xx.xx	xx.xx	xx.xx	xx.xx	xx.xx
Mass Market	xx.xx	xx.xx	xx.xx	xx.xx	xx.xx	xx.xx	xx.xx
Masstige	xx.xx	xx.xx	xx.xx	xx.xx	xx.xx	xx.xx	xx.xx
Prestige	xx.xx	xx.xx	xx.xx	xx.xx	xx.xx	xx.xx	xx.xx
True Luxury	xx.xx	xx.xx	xx.xx	xx.xx	xx.xx	xx.xx	xx.xx
Ultra-Luxury	xx.xx	xx.xx	xx.xx	xx.xx	xx.xx	xx.xx	xx.xx
Total	**xx.xx**	**xx.xx**	**xx.xx**	**xx.xx**	**xx.xx**	**xx.xx**	**xx.xx**

Table 469. Middle East Cosmetics ODM Market Size, by Development Model, 2017-2032 (USD Million)

Development Model	2023	2024	2025	2026	2027	2032	CAGR (%)
Catalog Formula Adoption	xx.xx	xx.xx	xx.xx	xx.xx	xx.xx	xx.xx	xx.xx
Custom Formula Development	xx.xx	xx.xx	xx.xx	xx.xx	xx.xx	xx.xx	xx.xx
Existing Formula Adaptation	xx.xx	xx.xx	xx.xx	xx.xx	xx.xx	xx.xx	xx.xx
Total	**xx.xx**	**xx.xx**	**xx.xx**	**xx.xx**	**xx.xx**	**xx.xx**	**xx.xx**

Table 470. Middle East Cosmetics ODM Market Size, by Formula Ownership, 2017-2032 (USD Million)

Formula Ownership	2023	2024	2025	2026	2027	2032	CAGR (%)
Buyer-Owned	xx.xx	xx.xx	xx.xx	xx.xx	xx.xx	xx.xx	xx.xx
Jointly Owned	xx.xx	xx.xx	xx.xx	xx.xx	xx.xx	xx.xx	xx.xx
ODM-Owned	xx.xx	xx.xx	xx.xx	xx.xx	xx.xx	xx.xx	xx.xx
Third-Party-Owned	xx.xx	xx.xx	xx.xx	xx.xx	xx.xx	xx.xx	xx.xx
Total	**xx.xx**	**xx.xx**	**xx.xx**	**xx.xx**	**xx.xx**	**xx.xx**	**xx.xx**

Table 471. Middle East Cosmetics ODM Market Size, by Regulatory Pathway, 2017-2032 (USD Million)

Regulatory Pathway	2023	2024	2025	2026	2027	2032	CAGR (%)
Consumer-Product Soap	xx.xx	xx.xx	xx.xx	xx.xx	xx.xx	xx.xx	xx.xx
Drug and Quasi-Drug Crossover	xx.xx	xx.xx	xx.xx	xx.xx	xx.xx	xx.xx	xx.xx
Special and Functional Cosmetics	xx.xx	xx.xx	xx.xx	xx.xx	xx.xx	xx.xx	xx.xx
Standard Cosmetics	xx.xx	xx.xx	xx.xx	xx.xx	xx.xx	xx.xx	xx.xx
Total	**xx.xx**	**xx.xx**	**xx.xx**	**xx.xx**	**xx.xx**	**xx.xx**	**xx.xx**

Table 472. Middle East Cosmetics ODM Market Size, by Natural and Organic Status, 2017-2032 (USD Million)

Natural and Organic Status	2023	2024	2025	2026	2027	2032	CAGR (%)
Natural Certification	xx.xx	xx.xx	xx.xx	xx.xx	xx.xx	xx.xx	xx.xx
No Natural or Organic Positioning	xx.xx	xx.xx	xx.xx	xx.xx	xx.xx	xx.xx	xx.xx
Organic Certification	xx.xx	xx.xx	xx.xx	xx.xx	xx.xx	xx.xx	xx.xx
Uncertified Natural or Organic Claims	xx.xx	xx.xx	xx.xx	xx.xx	xx.xx	xx.xx	xx.xx
Total	**xx.xx**	**xx.xx**	**xx.xx**	**xx.xx**	**xx.xx**	**xx.xx**	**xx.xx**

20.6. Africa

Table 473. Africa Cosmetics ODM Market, by Country growth contribution, 2025-2032

Category	2025 value (USD Million)	2032 value (USD Million)	Added value (USD Million)	2025 share (%)	2032 share (%)	Change (pp)	Growth share (%)	CAGR (%)
Egypt	xx.xx	xx.xx	xx.xx	xx.xx	xx.xx	xx.xx	xx.xx	xx.xx
Kenya	xx.xx	xx.xx	xx.xx	xx.xx	xx.xx	xx.xx	xx.xx	xx.xx
Nigeria	xx.xx	xx.xx	xx.xx	xx.xx	xx.xx	xx.xx	xx.xx	xx.xx
South Africa	xx.xx	xx.xx	xx.xx	xx.xx	xx.xx	xx.xx	xx.xx	xx.xx
Unallocated / remaining scope	xx.xx	xx.xx	xx.xx	xx.xx	xx.xx	xx.xx	xx.xx	xx.xx
Scope total	**xx.xx**	**xx.xx**	**xx.xx**	**xx.xx**	**xx.xx**	**xx.xx**	**xx.xx**	**xx.xx**

Table 474. Africa Cosmetics ODM Market Size, by Region, 2017-2032 (USD Million)

Region	2023	2024	2025	2026	2027	2032	CAGR (%)
Egypt	xx.xx	xx.xx	xx.xx	xx.xx	xx.xx	xx.xx	xx.xx
Kenya	xx.xx	xx.xx	xx.xx	xx.xx	xx.xx	xx.xx	xx.xx
Nigeria	xx.xx	xx.xx	xx.xx	xx.xx	xx.xx	xx.xx	xx.xx
South Africa	xx.xx	xx.xx	xx.xx	xx.xx	xx.xx	xx.xx	xx.xx
Others	xx.xx	xx.xx	xx.xx	xx.xx	xx.xx	xx.xx	xx.xx
Total	**xx.xx**	**xx.xx**	**xx.xx**	**xx.xx**	**xx.xx**	**xx.xx**	**xx.xx**

Table 475. Africa Cosmetics ODM Market Size, by Product Category, 2017-2032 (USD Million)

Product Category	2023	2024	2025	2026	2027	2032	CAGR (%)
Bath and Body Cleansing	xx.xx	xx.xx	xx.xx	xx.xx	xx.xx	xx.xx	xx.xx
Deodorants and Antiperspirants	xx.xx	xx.xx	xx.xx	xx.xx	xx.xx	xx.xx	xx.xx
External Intimate Care	xx.xx	xx.xx	xx.xx	xx.xx	xx.xx	xx.xx	xx.xx
Hair Care	xx.xx	xx.xx	xx.xx	xx.xx	xx.xx	xx.xx	xx.xx
Hair Coloring and Lightening	xx.xx	xx.xx	xx.xx	xx.xx	xx.xx	xx.xx	xx.xx
Makeup	xx.xx	xx.xx	xx.xx	xx.xx	xx.xx	xx.xx	xx.xx
Nail Cosmetics	xx.xx	xx.xx	xx.xx	xx.xx	xx.xx	xx.xx	xx.xx
Oral Care	xx.xx	xx.xx	xx.xx	xx.xx	xx.xx	xx.xx	xx.xx
Personal Fragrance	xx.xx	xx.xx	xx.xx	xx.xx	xx.xx	xx.xx	xx.xx
Shaving and Hair Removal	xx.xx	xx.xx	xx.xx	xx.xx	xx.xx	xx.xx	xx.xx
Skin Care	xx.xx	xx.xx	xx.xx	xx.xx	xx.xx	xx.xx	xx.xx
Sun and Tanning Care	xx.xx	xx.xx	xx.xx	xx.xx	xx.xx	xx.xx	xx.xx
Total	**xx.xx**	**xx.xx**	**xx.xx**	**xx.xx**	**xx.xx**	**xx.xx**	**xx.xx**

Table 476. Africa Cosmetics ODM Market Size, by Skin Care, 2017-2032 (USD Million)

Skin Care	2023	2024	2025	2026	2027	2032	CAGR (%)
Anti-Aging and Tone Care	xx.xx	xx.xx	xx.xx	xx.xx	xx.xx	xx.xx	xx.xx
Facial Cleansing and Makeup Removal	xx.xx	xx.xx	xx.xx	xx.xx	xx.xx	xx.xx	xx.xx
Moisturizing and Skin Conditioning	xx.xx	xx.xx	xx.xx	xx.xx	xx.xx	xx.xx	xx.xx
Skin Exfoliation	xx.xx	xx.xx	xx.xx	xx.xx	xx.xx	xx.xx	xx.xx
Total	**xx.xx**	**xx.xx**	**xx.xx**	**xx.xx**	**xx.xx**	**xx.xx**	**xx.xx**

Table 477. Africa Cosmetics ODM Market Size, by Makeup, 2017-2032 (USD Million)

Makeup	2023	2024	2025	2026	2027	2032	CAGR (%)
Body Makeup	xx.xx	xx.xx	xx.xx	xx.xx	xx.xx	xx.xx	xx.xx
Eye and Brow Cosmetics	xx.xx	xx.xx	xx.xx	xx.xx	xx.xx	xx.xx	xx.xx
Face Makeup	xx.xx	xx.xx	xx.xx	xx.xx	xx.xx	xx.xx	xx.xx
Lip Makeup	xx.xx	xx.xx	xx.xx	xx.xx	xx.xx	xx.xx	xx.xx
Total	**xx.xx**	**xx.xx**	**xx.xx**	**xx.xx**	**xx.xx**	**xx.xx**	**xx.xx**

Table 478. Africa Cosmetics ODM Market Size, by Hair Care, 2017-2032 (USD Million)

Hair Care	2023	2024	2025	2026	2027	2032	CAGR (%)
Hair Cleansing	xx.xx	xx.xx	xx.xx	xx.xx	xx.xx	xx.xx	xx.xx
Hair Conditioning and Scalp Care	xx.xx	xx.xx	xx.xx	xx.xx	xx.xx	xx.xx	xx.xx
Hair Styling	xx.xx	xx.xx	xx.xx	xx.xx	xx.xx	xx.xx	xx.xx
Hair Texture Modification	xx.xx	xx.xx	xx.xx	xx.xx	xx.xx	xx.xx	xx.xx
Total	**xx.xx**	**xx.xx**	**xx.xx**	**xx.xx**	**xx.xx**	**xx.xx**	**xx.xx**

Table 479. Africa Cosmetics ODM Market Size, by Sun and Tanning Care, 2017-2032 (USD Million)

Sun and Tanning Care	2023	2024	2025	2026	2027	2032	CAGR (%)
After-Sun Care	xx.xx	xx.xx	xx.xx	xx.xx	xx.xx	xx.xx	xx.xx
Sun Protection	xx.xx	xx.xx	xx.xx	xx.xx	xx.xx	xx.xx	xx.xx
Sun-Tanning Care	xx.xx	xx.xx	xx.xx	xx.xx	xx.xx	xx.xx	xx.xx
Sunless Tanning	xx.xx	xx.xx	xx.xx	xx.xx	xx.xx	xx.xx	xx.xx
Total	**xx.xx**	**xx.xx**	**xx.xx**	**xx.xx**	**xx.xx**	**xx.xx**	**xx.xx**

Table 480. Africa Cosmetics ODM Market Size, by Nail Cosmetics, 2017-2032 (USD Million)

Nail Cosmetics	2023	2024	2025	2026	2027	2032	CAGR (%)
Nail and Cuticle Care	xx.xx	xx.xx	xx.xx	xx.xx	xx.xx	xx.xx	xx.xx
Nail Color and Coatings	xx.xx	xx.xx	xx.xx	xx.xx	xx.xx	xx.xx	xx.xx
Nail Enhancement and Adhesives	xx.xx	xx.xx	xx.xx	xx.xx	xx.xx	xx.xx	xx.xx
Nail Product Removers	xx.xx	xx.xx	xx.xx	xx.xx	xx.xx	xx.xx	xx.xx
Total	**xx.xx**	**xx.xx**	**xx.xx**	**xx.xx**	**xx.xx**	**xx.xx**	**xx.xx**

Table 481. Africa Cosmetics ODM Market Size, by Bath and Body Cleansing, 2017-2032 (USD Million)

Bath and Body Cleansing	2023	2024	2025	2026	2027	2032	CAGR (%)
Bath Additives	xx.xx	xx.xx	xx.xx	xx.xx	xx.xx	xx.xx	xx.xx
Body Cleansers	xx.xx	xx.xx	xx.xx	xx.xx	xx.xx	xx.xx	xx.xx
Total	**xx.xx**	**xx.xx**	**xx.xx**	**xx.xx**	**xx.xx**	**xx.xx**	**xx.xx**

Table 482. Africa Cosmetics ODM Market Size, by Hair Coloring and Lightening, 2017-2032 (USD Million)

Hair Coloring and Lightening	2023	2024	2025	2026	2027	2032	CAGR (%)
Hair Colorants	xx.xx	xx.xx	xx.xx	xx.xx	xx.xx	xx.xx	xx.xx
Hair Lighteners	xx.xx	xx.xx	xx.xx	xx.xx	xx.xx	xx.xx	xx.xx
Total	**xx.xx**	**xx.xx**	**xx.xx**	**xx.xx**	**xx.xx**	**xx.xx**	**xx.xx**

Table 483. Africa Cosmetics ODM Market Size, by Oral Care, 2017-2032 (USD Million)

Oral Care	2023	2024	2025	2026	2027	2032	CAGR (%)
Dentifrices	xx.xx	xx.xx	xx.xx	xx.xx	xx.xx	xx.xx	xx.xx
Mouthwash and Breath Fresheners	xx.xx	xx.xx	xx.xx	xx.xx	xx.xx	xx.xx	xx.xx
Tooth Whitening	xx.xx	xx.xx	xx.xx	xx.xx	xx.xx	xx.xx	xx.xx
Total	**xx.xx**	**xx.xx**	**xx.xx**	**xx.xx**	**xx.xx**	**xx.xx**	**xx.xx**

Table 484. Africa Cosmetics ODM Market Size, by Deodorants and Antiperspirants, 2017-2032 (USD Million)

Deodorants and Antiperspirants	2023	2024	2025	2026	2027	2032	CAGR (%)
Antiperspirants	xx.xx	xx.xx	xx.xx	xx.xx	xx.xx	xx.xx	xx.xx
Deodorants	xx.xx	xx.xx	xx.xx	xx.xx	xx.xx	xx.xx	xx.xx
Total	**xx.xx**	**xx.xx**	**xx.xx**	**xx.xx**	**xx.xx**	**xx.xx**	**xx.xx**

Table 485. Africa Cosmetics ODM Market Size, by Shaving and Hair Removal, 2017-2032 (USD Million)

Shaving and Hair Removal	2023	2024	2025	2026	2027	2032	CAGR (%)
Hair Removal	xx.xx	xx.xx	xx.xx	xx.xx	xx.xx	xx.xx	xx.xx
Shaving Care	xx.xx	xx.xx	xx.xx	xx.xx	xx.xx	xx.xx	xx.xx
Total	**xx.xx**	**xx.xx**	**xx.xx**	**xx.xx**	**xx.xx**	**xx.xx**	**xx.xx**

Table 486. Africa Cosmetics ODM Market Size, by Product Format, 2017-2032 (USD Million)

Product Format	2023	2024	2025	2026	2027	2032	CAGR (%)
Coherent Solids	xx.xx	xx.xx	xx.xx	xx.xx	xx.xx	xx.xx	xx.xx
Cosmetic-Bearing Substrates	xx.xx	xx.xx	xx.xx	xx.xx	xx.xx	xx.xx	xx.xx
Foams and Mousses	xx.xx	xx.xx	xx.xx	xx.xx	xx.xx	xx.xx	xx.xx
Liquids	xx.xx	xx.xx	xx.xx	xx.xx	xx.xx	xx.xx	xx.xx
Loose Powders and Granules	xx.xx	xx.xx	xx.xx	xx.xx	xx.xx	xx.xx	xx.xx
Semisolids	xx.xx	xx.xx	xx.xx	xx.xx	xx.xx	xx.xx	xx.xx
Total	**xx.xx**	**xx.xx**	**xx.xx**	**xx.xx**	**xx.xx**	**xx.xx**	**xx.xx**

Table 487. Africa Cosmetics ODM Market Size, by Semisolids, 2017-2032 (USD Million)

Semisolids	2023	2024	2025	2026	2027	2032	CAGR (%)
Balms and Pastes	xx.xx	xx.xx	xx.xx	xx.xx	xx.xx	xx.xx	xx.xx
Creams and Lotions	xx.xx	xx.xx	xx.xx	xx.xx	xx.xx	xx.xx	xx.xx
Gels	xx.xx	xx.xx	xx.xx	xx.xx	xx.xx	xx.xx	xx.xx
Total	**xx.xx**	**xx.xx**	**xx.xx**	**xx.xx**	**xx.xx**	**xx.xx**	**xx.xx**

Table 488. Africa Cosmetics ODM Market Size, by Coherent Solids, 2017-2032 (USD Million)

Coherent Solids	2023	2024	2025	2026	2027	2032	CAGR (%)
Bars, Sticks, and Tablets	xx.xx	xx.xx	xx.xx	xx.xx	xx.xx	xx.xx	xx.xx
Pressed Powders	xx.xx	xx.xx	xx.xx	xx.xx	xx.xx	xx.xx	xx.xx
Solid Cosmetic Films	xx.xx	xx.xx	xx.xx	xx.xx	xx.xx	xx.xx	xx.xx
Total	**xx.xx**	**xx.xx**	**xx.xx**	**xx.xx**	**xx.xx**	**xx.xx**	**xx.xx**

Table 489. Africa Cosmetics ODM Market Size, by Cosmetic-Bearing Substrates, 2017-2032 (USD Million)

Cosmetic-Bearing Substrates	2023	2024	2025	2026	2027	2032	CAGR (%)
Cosmetic-Bearing Masks and Patches	xx.xx	xx.xx	xx.xx	xx.xx	xx.xx	xx.xx	xx.xx
Cosmetic-Bearing Wipes and Pads	xx.xx	xx.xx	xx.xx	xx.xx	xx.xx	xx.xx	xx.xx
Total	**xx.xx**	**xx.xx**	**xx.xx**	**xx.xx**	**xx.xx**	**xx.xx**	**xx.xx**

Table 490. Africa Cosmetics ODM Market Size, by Formulation Water Basis, 2017-2032 (USD Million)

Formulation Water Basis	2023	2024	2025	2026	2027	2032	CAGR (%)
Anhydrous Formulations	xx.xx	xx.xx	xx.xx	xx.xx	xx.xx	xx.xx	xx.xx
Water-Containing Formulations	xx.xx	xx.xx	xx.xx	xx.xx	xx.xx	xx.xx	xx.xx
Total	**xx.xx**	**xx.xx**	**xx.xx**	**xx.xx**	**xx.xx**	**xx.xx**	**xx.xx**

Table 491. Africa Cosmetics ODM Market Size, by Usage Setting, 2017-2032 (USD Million)

Usage Setting	2023	2024	2025	2026	2027	2032	CAGR (%)
Hospitality and Institutional Amenities	xx.xx	xx.xx	xx.xx	xx.xx	xx.xx	xx.xx	xx.xx
Personal and Take-Home Use	xx.xx	xx.xx	xx.xx	xx.xx	xx.xx	xx.xx	xx.xx
Professional Treatment Use	xx.xx	xx.xx	xx.xx	xx.xx	xx.xx	xx.xx	xx.xx
Total	**xx.xx**	**xx.xx**	**xx.xx**	**xx.xx**	**xx.xx**	**xx.xx**	**xx.xx**

Table 492. Africa Cosmetics ODM Market Size, by Commissioning Buyer, 2017-2032 (USD Million)

Commissioning Buyer	2023	2024	2025	2026	2027	2032	CAGR (%)
Beauty and Personal Care Brand Operators	xx.xx	xx.xx	xx.xx	xx.xx	xx.xx	xx.xx	xx.xx
Hospitality and Institutional Amenity Operators	xx.xx	xx.xx	xx.xx	xx.xx	xx.xx	xx.xx	xx.xx
Importer and Distributor Brand Operators	xx.xx	xx.xx	xx.xx	xx.xx	xx.xx	xx.xx	xx.xx
Professional Beauty Businesses	xx.xx	xx.xx	xx.xx	xx.xx	xx.xx	xx.xx	xx.xx
Retailer Private-Label Operators	xx.xx	xx.xx	xx.xx	xx.xx	xx.xx	xx.xx	xx.xx
Total	**xx.xx**	**xx.xx**	**xx.xx**	**xx.xx**	**xx.xx**	**xx.xx**	**xx.xx**

Table 493. Africa Cosmetics ODM Market Size, by Supply Completion, 2017-2032 (USD Million)

Supply Completion	2023	2024	2025	2026	2027	2032	CAGR (%)
Bulk Cosmetic Supply	xx.xx	xx.xx	xx.xx	xx.xx	xx.xx	xx.xx	xx.xx
Filled Primary Packaging	xx.xx	xx.xx	xx.xx	xx.xx	xx.xx	xx.xx	xx.xx
Market-Ready Products	xx.xx	xx.xx	xx.xx	xx.xx	xx.xx	xx.xx	xx.xx
Total	**xx.xx**	**xx.xx**	**xx.xx**	**xx.xx**	**xx.xx**	**xx.xx**	**xx.xx**

Table 494. Africa Cosmetics ODM Market Size, by Manufacturing Execution, 2017-2032 (USD Million)

Manufacturing Execution	2023	2024	2025	2026	2027	2032	CAGR (%)
Hybrid Manufacturing	xx.xx	xx.xx	xx.xx	xx.xx	xx.xx	xx.xx	xx.xx
ODM-Controlled Manufacturing	xx.xx	xx.xx	xx.xx	xx.xx	xx.xx	xx.xx	xx.xx
Partner-Executed Manufacturing	xx.xx	xx.xx	xx.xx	xx.xx	xx.xx	xx.xx	xx.xx
Total	**xx.xx**	**xx.xx**	**xx.xx**	**xx.xx**	**xx.xx**	**xx.xx**	**xx.xx**

Table 495. Africa Cosmetics ODM Market Size, by Procurement Channel, 2017-2032 (USD Million)

Procurement Channel	2023	2024	2025	2026	2027	2032	CAGR (%)
Direct ODM Engagement	xx.xx	xx.xx	xx.xx	xx.xx	xx.xx	xx.xx	xx.xx
Intermediary-Managed Procurement	xx.xx	xx.xx	xx.xx	xx.xx	xx.xx	xx.xx	xx.xx
Total	**xx.xx**	**xx.xx**	**xx.xx**	**xx.xx**	**xx.xx**	**xx.xx**	**xx.xx**

Table 496. Africa Cosmetics ODM Market Size, by Target Price Tier, 2017-2032 (USD Million)

Target Price Tier	2023	2024	2025	2026	2027	2032	CAGR (%)
Entry Prestige	xx.xx	xx.xx	xx.xx	xx.xx	xx.xx	xx.xx	xx.xx
Mass Market	xx.xx	xx.xx	xx.xx	xx.xx	xx.xx	xx.xx	xx.xx
Masstige	xx.xx	xx.xx	xx.xx	xx.xx	xx.xx	xx.xx	xx.xx
Prestige	xx.xx	xx.xx	xx.xx	xx.xx	xx.xx	xx.xx	xx.xx
True Luxury	xx.xx	xx.xx	xx.xx	xx.xx	xx.xx	xx.xx	xx.xx
Ultra-Luxury	xx.xx	xx.xx	xx.xx	xx.xx	xx.xx	xx.xx	xx.xx
Total	**xx.xx**	**xx.xx**	**xx.xx**	**xx.xx**	**xx.xx**	**xx.xx**	**xx.xx**

Table 497. Africa Cosmetics ODM Market Size, by Development Model, 2017-2032 (USD Million)

Development Model	2023	2024	2025	2026	2027	2032	CAGR (%)
Catalog Formula Adoption	xx.xx	xx.xx	xx.xx	xx.xx	xx.xx	xx.xx	xx.xx
Custom Formula Development	xx.xx	xx.xx	xx.xx	xx.xx	xx.xx	xx.xx	xx.xx
Existing Formula Adaptation	xx.xx	xx.xx	xx.xx	xx.xx	xx.xx	xx.xx	xx.xx
Total	**xx.xx**	**xx.xx**	**xx.xx**	**xx.xx**	**xx.xx**	**xx.xx**	**xx.xx**

Table 498. Africa Cosmetics ODM Market Size, by Formula Ownership, 2017-2032 (USD Million)

Formula Ownership	2023	2024	2025	2026	2027	2032	CAGR (%)
Buyer-Owned	xx.xx	xx.xx	xx.xx	xx.xx	xx.xx	xx.xx	xx.xx
Jointly Owned	xx.xx	xx.xx	xx.xx	xx.xx	xx.xx	xx.xx	xx.xx
ODM-Owned	xx.xx	xx.xx	xx.xx	xx.xx	xx.xx	xx.xx	xx.xx
Third-Party-Owned	xx.xx	xx.xx	xx.xx	xx.xx	xx.xx	xx.xx	xx.xx
Total	**xx.xx**	**xx.xx**	**xx.xx**	**xx.xx**	**xx.xx**	**xx.xx**	**xx.xx**

Table 499. Africa Cosmetics ODM Market Size, by Regulatory Pathway, 2017-2032 (USD Million)

Regulatory Pathway	2023	2024	2025	2026	2027	2032	CAGR (%)
Consumer-Product Soap	xx.xx	xx.xx	xx.xx	xx.xx	xx.xx	xx.xx	xx.xx
Drug and Quasi-Drug Crossover	xx.xx	xx.xx	xx.xx	xx.xx	xx.xx	xx.xx	xx.xx
Special and Functional Cosmetics	xx.xx	xx.xx	xx.xx	xx.xx	xx.xx	xx.xx	xx.xx
Standard Cosmetics	xx.xx	xx.xx	xx.xx	xx.xx	xx.xx	xx.xx	xx.xx
Total	**xx.xx**	**xx.xx**	**xx.xx**	**xx.xx**	**xx.xx**	**xx.xx**	**xx.xx**

Table 500. Africa Cosmetics ODM Market Size, by Natural and Organic Status, 2017-2032 (USD Million)

Natural and Organic Status	2023	2024	2025	2026	2027	2032	CAGR (%)
Natural Certification	xx.xx	xx.xx	xx.xx	xx.xx	xx.xx	xx.xx	xx.xx
No Natural or Organic Positioning	xx.xx	xx.xx	xx.xx	xx.xx	xx.xx	xx.xx	xx.xx
Organic Certification	xx.xx	xx.xx	xx.xx	xx.xx	xx.xx	xx.xx	xx.xx
Uncertified Natural or Organic Claims	xx.xx	xx.xx	xx.xx	xx.xx	xx.xx	xx.xx	xx.xx
Total	**xx.xx**	**xx.xx**	**xx.xx**	**xx.xx**	**xx.xx**	**xx.xx**	**xx.xx**

21. Cosmetics ODM Market, by Group

The Americas grouping is useful for coordinating development resources, but not for treating national access requirements as interchangeable. ■■■■■■■■■■ ■■■■■■■■■ ■■■■ ■■■ ■■■■■■■■■ ■■■■■■■■ ■■■■■■■ ■■■■■■■■■■ ■ ■■■■■■■■■■■ ■■■■■■■■■■■ ■■■■■■■■ ■ ■■■■■■■■■■■■■ ■■■■■ ■■■ ■■■ ■ ■■■■■■ ■■■■■■■ ■■■■■ ■■■■■ ■■■■■■■■■ ■■■■■■■■ ■■■■■ ■■■■■■■■■ ■■■ ■■■■■■■■■ ■■■■■■■■■■■■■■■ ■■■■■■■■■■ Central coordination is suitable when documentation reaches the relevant local parties; separate destination engagements are preferable when that access or accountability cannot be maintained.

Europe, Middle East & Africa is a commercial coordination lens rather than a single cosmetics authorization territory. Groupe GM's hospitality network illustrates the possibility of a central supplier relationship supported by affiliates and distributors. ■■■ ■■■■■■■■■ ■■■■■■■ ■■ ■■■■■■■■ ■ ■■■■■■■ ■■■■■■■■ ■■■■■■■■■■ ■■■ ■■■■■■■■ ■■■■■■■■■■■■■■■■■■■■■■ ■■■■■■■■■■■■■■■■■ ■■ ■■■■■■■■■■■■■■■■■■ ■■■■■■■■■■■■■ ■■■ ■■■■■■■■■■■ ■■■■■■■■■■■■■ ■■■ ■■■■■■■■■■■ ■■■■■■ ■■■■■■■ ■■■■■■■■■■ ■■■■■■■ ■■■■■■■■■ ■■■■■■■■■■ ■■■ ■■■■■■■■ ■■■■■ ■■■■■■■■■■■■ ■■■ ■■■■■■■■■■■ ■■■■■■■■■ ■■■■■■■ ■■■■■■■■ ■■■■■■■■■ ■■■■■■■■■■ ■■■■■■■■ ■■■ ■■■■■ ■■■■■■■ ■■■■■■ ■■■■ ■■■■■■■ ■■■■ ■ ■■■■■■■■ ■■■ ■■■■■■■ ■■■■ ■■■■

ASEAN's Cosmetic Directive supplies a shared technical framework for cosmetic requirements and documentation. ■■■■■■■■■ ■■■ ■■■■■■■■ ■■■■■■■■■■■■ ■■■■■■■■■■■ ■■■■■■■■ ■■■■■■■■■■■■ ■■■■■■■■■■■ ■■■■■ ■■■■■ ■■■■■■■■■■ ■■■■■■■■ ■■ ■■■ ■■■ ■■■■■■■■ ■■■■■■■■ ■■■■■■■■■■ ■■■■■■■■■■■ ■■■■■■ ■■■ ■■■■■■ ■■■■■■■■■■ ■■■■■■ ■■■ ■■■■■■■■■■■■■■ ■■■■■ ■■■■■■■ ■■■■■■■■■■■■■■■■ ■■■■■■■■■■■■■ ■■■ ■■■■■■■■■■■■■■■■■ ■■■■■■■■■■■■■■ ■■■■ ■■■■■ ■■■■■■■ ■■■■■■■■■■ ■■■■■■■■■■■ ■■■■ ■■■■■ ■■■ ■■■■■■ ■■■■■■■■■■■ ■■■■■■■■ ■■■ ■■■■■■■■ ■■■■■■■■■■■■■ A notification in one constituent country should not be treated as authorization for another.

The GCC provides a common standards reference through GSO cosmetic safety, labeling, and packaging requirements, but national implementation remains commercially important. ■■■■■ ■■■■■■ ■■■■■■■ ■■■■■■■ ■■■■ ■■■■■■ ■■■ ■■■■■■ ■■■■■■■■■■■ ■■■ ■■■■■ ■■■■■■■■ ■■■■■■■■■■ ■■■■■ ■■ ■■■ ■■■■■■■■■■ ■■■■■■■■ ■■■ ■■■ ■■■■■■■■ ■■■ ■■■■■■■■■ ■■■■■■■■■■ ■■■■■■■ ■■■■ ■■■ ■■■ ■■■■■■■■■■ ■■■■■■■■■■■■ ■■■■■■ ■■■■■■ ■■■■■■■■■■ ■ ■■■■■■■ ■■■■■■■■■ ■■■■■■■■■■ ■■■■ ■■■■■■■■■■■■■■■■■■■■ ■■■■■■■■■ ■■■■■■ ■■■■ ■■■■■■■■ ■■ ■■■■■■■ ■■■■■■■■■ ■■■■■■■■■ Monitoring national adoption and supporting-document requirements is more useful than relying on an older regional-standard reference alone.

Australasia combines a preferential trans-Tasman trade relationship with distinct cosmetic obligations. The Australia-New Zealand Closer Economic Relations agreement supports qualifying trade, but it does not by itself settle the applicability of Australia's chemical-introduction requirements or New Zealand's Cosmetic Products Group Standard. ■■■■■■■■■■■■■ ■■■■■■■ ■■■■■■■■ ■■■■■■■ ■■■■■■■■■■■ ■■■■ ■■■■■■■■ ■■■ ■■■■■■■■■ ■■■■■■■■■■■■ ■ ■■■■■■■ ■■■■■■■■■■ ■■■■■■■■ ■■ ■■■■■■■■ ■■■■ ■■■■ ■■■■ ■■ ■■■■■■■■■■ ■■■■■■■■ ■■■ ■■■■■■■■■■ ■■■■■■■■■■ ■■■■■■■■■■■■■■■■■■■■■■ ■■■■■■■ ■■■■■■■■■■■■■ ■■■ ■■■■■■■■ ■■■■■■■■ ■■■■■■■■■■■■■■ ■■■■■■■■ ■■■■■■■■■■ ■■■■■■■■■■■■■■

The Nordic grouping offers a shared certification reference through the Nordic Swan Ecolabel, whose cosmetics criteria address the product and packaging. ▪▪▪ ▪▪▪▪▪▪▪▪▪▪ ▪▪▪▪▪▪▪▪▪ ▪▪▪▪▪▪▪ ▪▪ ▪▪▪ ▪▪▪▪▪▪ ▪▪▪▪▪ ▪▪▪▪▪▪▪▪▪▪▪▪▪▪▪ ▪▪▪ ▪▪ ▪▪▪▪▪▪▪▪▪▪ ▪▪▪▪ ▪▪▪▪▪ ▪▪▪▪▪▪ ▪▪▪▪▪ ▪▪▪▪▪▪▪▪ ▪▪▪ ▪▪▪▪▪▪▪▪ ▪▪▪▪▪▪▪▪▪▪▪▪▪▪▪▪▪▪ ▪▪▪▪▪▪▪▪ ▪▪▪▪▪▪▪▪ ▪ ▪▪▪▪▪▪▪▪ ▪▪▪▪▪▪▪ ▪▪ ▪▪ ▪▪▪▪▪▪▪▪▪ ▪▪▪▪▪▪▪▪ ▪▪▪▪▪▪▪▪▪▪▪ ▪▪▪ ▪▪▪▪▪▪▪▪▪▪▪▪▪▪▪ ▪▪▪▪▪▪▪▪▪▪▪▪ ▪▪▪▪▪▪▪▪▪ ▪▪▪▪▪▪▪ ▪▪▪▪▪▪▪▪▪▪▪▪ ▪▪▪▪ ▪▪▪▪▪▪▪ ▪▪▪▪▪▪▪▪▪ ▪▪▪▪ ▪▪▪▪▪▪▪▪ ▪▪▪▪▪ ▪▪▪▪▪▪▪▪▪▪▪▪ ▪▪▪ ▪▪▪▪ ▪▪▪▪▪▪▪▪ ▪▪ ▪▪▪▪▪▪▪▪ ▪▪▪▪▪▪▪▪▪▪▪▪▪ A licensed offering is useful where the procurement brief recognizes it; a different documented conformity route may be appropriate where the buyer permits equivalent evidence.

The European Union supports a more integrated cosmetic notification architecture: a product notified through the CPNP does not require additional national notification within the EU. That shared mechanism does not eliminate member-state labeling-language requirements or local market surveillance. ▪▪▪▪▪▪▪ ▪▪▪▪▪▪▪▪▪ ▪▪▪▪▪▪▪▪▪▪▪▪ ▪▪▪▪▪ ▪▪ ▪▪▪▪▪▪▪▪ ▪▪▪ ▪▪▪▪▪▪▪ ▪▪▪▪▪▪▪ ▪▪▪▪▪▪▪▪▪▪ ▪▪▪ ▪▪▪▪▪▪ ▪▪▪▪▪▪▪ ▪▪▪▪▪▪▪▪▪▪▪ ▪▪▪▪▪ ▪▪▪▪▪▪▪▪▪▪ ▪▪▪▪▪▪▪▪▪▪▪▪ ▪▪▪▪▪▪▪▪▪▪▪▪ ▪▪▪▪▪▪▪ ▪▪▪ ▪▪▪▪▪▪▪▪▪▪▪▪▪▪▪▪▪▪ ▪▪▪ ▪▪▪▪▪▪▪▪ ▪▪ ▪▪▪▪▪▪▪▪▪▪▪▪ ▪▪▪▪▪▪▪▪▪▪▪▪▪ ▪▪▪ ▪▪▪▪▪▪▪▪ ▪▪▪▪ ▪▪▪▪▪▪▪▪▪▪▪▪▪▪▪▪ ▪▪▪▪▪▪▪▪▪▪▪▪

BRICS standards cooperation should be distinguished from implemented cosmetics access rights. ▪▪▪ ▪▪▪▪▪▪▪▪ ▪▪▪▪▪▪▪▪▪ ▪▪▪▪▪▪▪ ▪▪▪▪▪▪▪▪▪ ▪▪▪▪▪▪▪▪▪▪▪▪ ▪▪▪▪▪▪▪ ▪▪▪▪▪▪▪▪▪▪▪ ▪▪▪ ▪▪▪ ▪▪▪▪▪▪▪▪▪ ▪▪ ▪▪▪▪ ▪▪▪▪▪ ▪▪▪▪ ▪▪▪▪▪▪▪▪▪▪▪ ▪▪ ▪▪▪▪▪▪▪▪ ▪▪ ▪▪▪▪▪▪▪▪▪▪ ▪▪▪▪▪▪▪ ▪▪▪▪▪▪▪▪▪▪ ▪▪▪▪▪▪▪▪▪▪▪▪▪▪ ▪▪▪ ▪▪ ▪▪▪▪ ▪▪▪ ▪▪▪▪▪▪▪▪ ▪▪▪▪▪▪▪▪ ▪▪▪▪▪▪▪▪▪▪▪▪ ▪▪ ▪▪▪▪▪▪▪ ▪▪▪▪▪▪▪▪▪▪▪ ▪▪ ▪▪▪▪▪▪▪▪ ▪▪▪▪▪▪▪▪ ▪▪▪▪▪▪▪▪▪▪▪▪▪▪▪ ▪▪▪▪▪▪▪▪ ▪▪▪▪▪▪▪▪▪ ▪▪▪▪▪▪▪ ▪▪▪▪▪▪▪▪▪▪▪▪▪ ▪▪▪▪▪▪▪▪▪ ▪▪▪▪▪▪▪▪▪▪▪ ▪▪▪▪▪▪▪▪▪ ▪▪ ▪▪▪▪▪▪▪▪▪▪▪▪ Cooperation announcements alone are insufficient grounds for committing a product to multiple constituent markets.

The G7's supply-chain resilience agenda supports monitoring diversification and transparency policies, not assuming that a G7-origin cosmetic is qualified everywhere within the group. ▪▪▪ ▪▪▪▪▪▪ ▪▪▪▪▪▪ ▪▪▪ ▪▪▪▪▪ ▪▪▪▪▪▪▪▪▪▪ ▪▪▪▪▪▪▪▪▪▪ ▪▪▪▪▪▪▪▪▪ ▪▪▪▪▪▪▪▪ ▪▪▪ ▪▪▪▪▪▪▪▪▪ ▪▪▪▪▪▪▪▪▪ ▪▪▪▪▪▪ ▪▪▪▪▪▪▪▪▪▪▪ ▪▪▪▪▪▪▪▪▪▪ ▪▪▪▪▪▪▪▪▪▪▪▪▪▪▪ ▪▪▪▪▪▪▪ ▪▪▪▪▪ ▪▪▪▪▪▪▪▪▪▪ ▪▪▪▪▪ ▪▪ ▪▪▪▪▪▪▪▪▪▪▪ ▪▪▪▪▪▪▪▪ ▪▪▪ ▪▪▪▪▪ ▪▪▪ ▪▪▪▪▪▪▪ ▪▪▪▪▪▪▪▪ ▪▪▪▪▪▪▪▪▪▪▪▪▪▪▪ ▪▪▪ ▪▪▪▪▪▪▪▪▪▪▪▪ ▪▪▪▪▪▪▪▪▪▪▪▪▪ Political alignment can inform scenario planning; it is not a substitute for a usable replacement or a reason to relocate an otherwise suitable engagement without a demonstrated commercial need.

NATO is relevant here as a conditional institutional-procurement channel, not a common retail cosmetics authorization framework. ▪▪▪ ▪▪▪▪▪▪▪▪▪▪▪ ▪▪▪▪▪▪▪▪▪▪▪▪ ▪▪▪▪▪▪▪▪ ▪▪▪▪▪▪▪▪▪ ▪▪▪ ▪▪▪▪▪▪▪▪▪▪▪▪▪▪▪▪▪▪ ▪▪▪▪▪▪ ▪▪▪▪▪▪▪▪▪▪▪▪ ▪▪ ▪▪▪▪▪▪▪▪▪▪▪▪ ▪▪▪▪▪▪▪▪ ▪▪▪▪▪▪▪▪ ▪▪▪▪▪▪ ▪▪▪▪▪▪ ▪▪▪▪▪ ▪▪▪▪▪ ▪▪▪▪▪ ▪▪▪▪▪▪▪▪▪▪▪▪ ▪ ▪▪▪▪ ▪▪▪▪▪ ▪▪▪▪ ▪▪▪▪▪▪▪▪▪▪▪▪ ▪▪▪▪▪▪▪▪ ▪▪▪▪▪▪▪▪▪▪▪ ▪▪▪▪▪▪▪▪▪ ▪▪▪▪▪▪▪ ▪▪▪ ▪▪▪▪▪▪▪▪▪▪ ▪▪▪ ▪▪▪▪▪▪▪▪▪▪ ▪▪▪▪▪▪▪▪▪▪▪ ▪▪▪▪▪▪▪▪▪▪▪ ▪▪▪▪▪▪▪▪ ▪▪▪▪▪▪▪▪ ▪▪ ▪▪ ▪▪▪▪▪▪▪▪▪▪ ▪▪▪▪▪▪▪▪▪▪▪▪▪▪▪ ▪▪▪▪▪▪▪▪▪ ▪▪▪▪ ▪▪▪ ▪▪▪▪▪▪▪▪▪ ▪▪ ▪▪▪ ▪▪▪▪▪▪▪▪▪▪▪▪ Registration should therefore follow a qualifying commercial requirement rather than be presented as evidence of market demand or contract acceptance.

▪▪▪▪▪ ▪▪▪▪▪▪ ▪▪▪▪▪▪▪ ▪▪▪ ▪▪▪ ▪▪▪▪▪▪▪▪▪▪▪ ▪▪▪▪▪▪▪▪▪▪ ▪▪▪▪▪▪▪ A commissioning relationship may be examined through more than one grouping, but shared membership

does not create an additional commercial opportunity or transfer one group's conformity, procurement, or trade treatment to another.

Figure 46. Global Cosmetics ODM Market Size, by Group, 2025 vs 2026 vs 2032

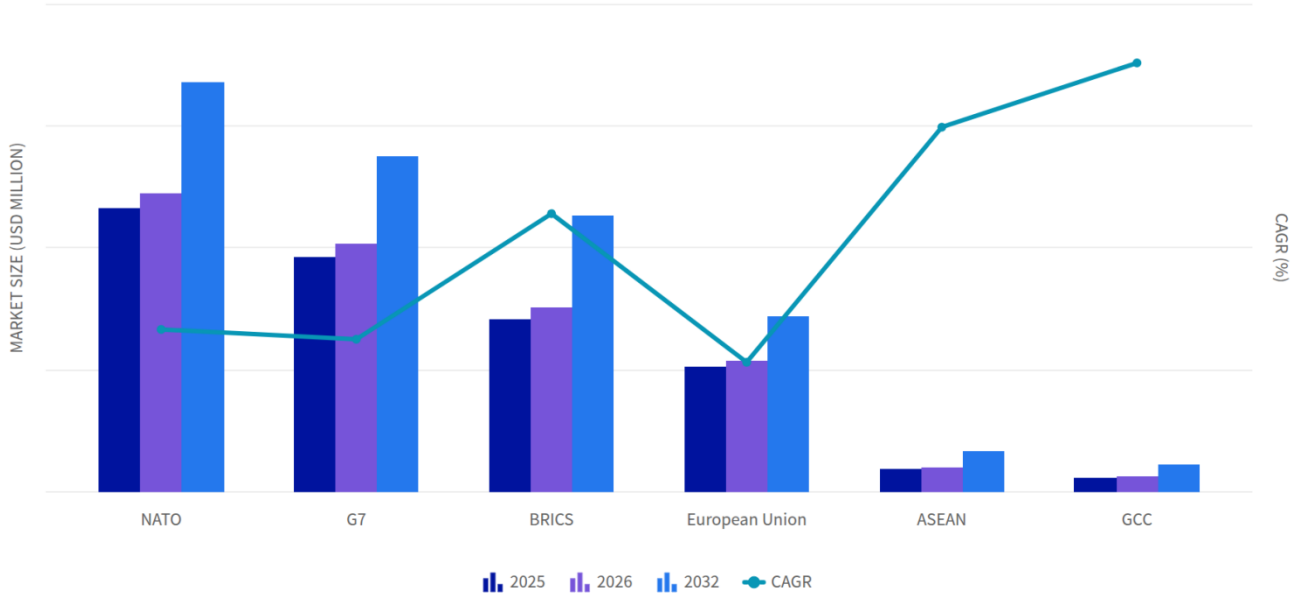

Table 501. Global Cosmetics ODM Market Size, by Group, 2017-2032 (USD Million)

Group	2023	2024	2025	2026	2027	2032	CAGR (%)
ASEAN	xx.xx	xx.xx	xx.xx	xx.xx	xx.xx	xx.xx	xx.xx
BRICS	xx.xx	xx.xx	xx.xx	xx.xx	xx.xx	xx.xx	xx.xx
European Union	xx.xx	xx.xx	xx.xx	xx.xx	xx.xx	xx.xx	xx.xx
G7	xx.xx	xx.xx	xx.xx	xx.xx	xx.xx	xx.xx	xx.xx
GCC	xx.xx	xx.xx	xx.xx	xx.xx	xx.xx	xx.xx	xx.xx
NATO	xx.xx	xx.xx	xx.xx	xx.xx	xx.xx	xx.xx	xx.xx

Sources & Evidence

1. Research & Innovation | Intercos Group
   · Intercos lists research centers in the United States and Brazil, supporting a specific example of cross-border development coordination in the Americas.
   ([intercos.com](https://www.intercos.com/research-and-development-innovation/))
2. Modernization of Cosmetics Regulation Act of 2022 (MoCRA) | FDA
   · U.S. cosmetic obligations remain a distinct interface within Americas-wide development coordination.
   ([fda.gov](https://www.fda.gov/cosmetics/cosmetics-laws-regulations/modernization-cosmetics-regulation-act-2022-mocra))
3. Is It a Cosmetic, a Drug, or Both? (Or Is It Soap?) | FDA
   · FDA classifies products by intended use and identifies cosmetic-drug overlap. This supplies the U.S. side of the G7 pathway comparison, not a common G7 authorization.
   ([fda.gov](https://www.fda.gov/cosmetics/cosmetics-laws-regulations/it-cosmetic-drug-or-both-or-it-soap))

4. Cosmetic Product Notification Portal - European Commission
   · The European Commission states that a product notified through CPNP does not require further national notification within the EU. ([single-market-economy.ec.europa.eu](https://single-market-economy.ec.europa.eu/sectors/cosmetics/cosmetic-product-notification-portal_en))
5. The Provisions for Registration and Filing of Cosmetics - NMPA
   · The Chinese national registration and filing framework remains the relevant access interface in the BRICS comparison. ([english.nmpa.gov.cn](https://english.nmpa.gov.cn/2022-xx.xx/xx.xx/c_785637.htm))
6. Frequently Asked Questions | Pharmaceuticals and Medical Devices Agency
   · Japan's classification distinction supplies a national counterexample to assumed G7 pathway interchangeability. ([pmda.go.jp](https://www.pmda.go.jp/english/about-pmda/xx.xx.html))
7. About Groupe GM
   · The company's disclosed international hospitality network supports a central-contract/local-service model. The need for destination responsibility schedules is an analytical implication. ([groupegm.com](https://groupegm.com/about-us/))
8. Notification of Cosmetics: Guide for Cosmetic Notifications | Health Canada
   · Canadian notification remains a national interface within an Americas-wide commissioning arrangement. ([canada.ca](https://www.canada.ca/en/health-canada/services/consumer-product-safety/cosmetics/notification-cosmetics/guide.html))
9. Regulation (EC) No 1223/2009 on Cosmetic Products - Consolidated Text of May 18, 2026
   · EU cosmetic rules require an established responsible person and product information access; member-state law determines specified labeling-language requirements, and national authorities conduct market surveillance. ([eur-lex.europa.eu](https://eur-lex.europa.eu/legal-content/EN/AUTO/?uri=CELEX%3A02009R1223-xx.xx))
10. Service Card for Cosmetics Products - UAE Ministry of Industry and Advanced Technology
    · The UAE service provides a national conformity interface within GCC and EMEA comparisons, with product and distributor documentation rather than an assumed regional approval. ([eservices.moiat.gov.ae](https://eservices.moiat.gov.ae/backend/api/v1.xx.xx/UploadAttachment/GetAttachmentByRecordId?download=true&recordAttachmentId=xx.xx))
11. PVoC Overview - Kenya Bureau of Standards
    · Kenya's import-conformity interface illustrates a distinct destination responsibility that an EMEA master agreement should allocate rather than assume away. ([inspection.kebs.go.ke](https://inspection.kebs.go.ke/pvoc-services/))
12. ASEAN Cosmetic Directive - Health Sciences Authority
    · Singapore's regulator describes the ASEAN Cosmetic Directive as harmonizing cosmetic requirements and provides shared references for labeling, documentation, and other conformity obligations. ([hsa.gov.sg](https://www.hsa.gov.sg/cosmetic-products/asean-cosmetic-directive/))
13. How Cosmetic Products Are Regulated by HSA - Health Sciences Authority
    · Singapore requires cosmetic firms to notify products before sale and explains that notification does not mean HSA approval. ([hsa.gov.sg](https://www.hsa.gov.sg/announcements/how-cosmetic-products-are-regulated-by-hsa/))
14. Cosmetic Main Page - National Pharmaceutical Regulatory Agency, Malaysia
    · Malaysia controls cosmetics through its own notification procedure under national regulations implementing the ASEAN framework. ([npra.gov.my](https://www.npra.gov.my/index.php/my/cosmetic-main-page.html))
15. GSO 1943:2024 - Cosmetic Products: Safety Requirements of Cosmetics and Personal Care Products
    · GSO 1943:2024 provides a Gulf technical reference covering cosmetic and personal-care safety, labeling, and packaging requirements. Its scope does not establish an individual national acceptance decision. ([gso-sims-preview-doc-aws.s3-eu-west-xx.xx.amazonaws.com](https://gso-sims-preview-doc-aws.s3-eu-west-xx.xx.amazonaws.com/gso-1943-2024-en.html))
16. SFDA Adopts Updated Gulf Technical Regulations for Cosmetics
    · SFDA announced adoption of updated Gulf cosmetic safety and claims regulations and relocation of relevant ingredient lists to its regulatory website. ([oldsfda.sfda.gov.sa](https://oldsfda.sfda.gov.sa/ar/news/xx.xx))

17. Australia-New Zealand Closer Economic Relations Trade Agreement - Department of Foreign Affairs and Trade

· The Australia-New Zealand Closer Economic Relations agreement supports trans-Tasman trade and associated economic coordination. Separating trade eligibility from applicable cosmetic obligations is analytical.
([dfat.gov.au](https://www.dfat.gov.au/trade/agreements/in-force/anzcerta/australia-new-zealand-closer-economic-relations-trade-agreement))

18. Personal Care, Skincare, Make-up and Other Cosmetic Products - AICIS

· AICIS imposes relevant commercial importer and chemical-introduction obligations, supporting a separate Australian interface within Australasia.
([industrialchemicals.gov.au](https://www.industrialchemicals.gov.au/cosmetics-and-soap/personal-care-skincare-make-and-other-cosmetic-products))

19. Updated Rules for Cosmetics - New Zealand Environmental Protection Authority

· New Zealand administers its own Cosmetic Products Group Standard, distinct from the Australian chemical-introduction framework.
([epa.govt.nz](https://www.epa.govt.nz/hazardous-substances/rules-notices-and-how-to-comply/specific-substance-guidance/cosmetics/updated-rules-for-cosmetics/))

20. Cosmetic Products 090 - Nordic Swan Ecolabel

· Nordic Swan cosmetics criteria cover eligible cosmetic products and packaging, with product licensing arrangements. Matching this scope to a buyer's procurement requirement is an analytical implication.
([nordic-swan-ecolabel.org](https://www.nordic-swan-ecolabel.org/criteria/cosmetic-products-xx.xx/))

21. Sustainability Criterion for Unscented Cosmetic Products - Swedish National Agency for Public Procurement

· Sweden's public-procurement authority provides an unscented cosmetic criterion and specifies acceptable product-level verification. Its recognition of particular labels is conditional, not a blanket Nordic requirement.
([upphandlingsmyndigheten.se](https://www.upphandlingsmyndigheten.se/en/criteria/cleaning-and-chemicals/chemical-technical-products/cosmetic-products/unscented/core/))

22. BRICS United by Global Standards: Commercial and Environmental Rules Discussed in Brasília

· BRICS national standards bodies met on June xx.xx and xx.xx 2025 to discuss standards cooperation, carbon accounting, and ESG practices. The announcement describes cooperation rather than a cosmetic authorization mechanism.
([brics.br](https://brics.br/pt-br/noticias/brics-unidos-por-padroes-globais-harmonizacao-de-regras-comerciais-e-ambientais-e-tema-de-encontro-em-brasilia))

23. G7 Industry, Digital and Technology Ministerial Declaration: December 8-9, 2025

· The G7 ministerial declaration advocates supply-chain resilience, transparency, diversification, and reduced critical dependencies. It does not establish cosmetics-specific supplier qualification or a common cosmetic pathway. ([gov.uk](https://www.gov.uk/government/publications/g7-ministerial-declaration-montreal-canada-xx.xx-to-xx.xx-december-2025/g7-industry-digital-and-technology-ministerial-declaration-xx.xx-to-xx.xx-december-2025))

24. Navigating NATO Procurement - UK Government

· Official UK guidance describes NATO procurement channels, NSPA's supplier Source File, and solicitation-specific eligibility. Its relevance to an ODM engagement is conditional on an actual development-and-supply brief.
([gov.uk](https://www.gov.uk/government/publications/navigating-nato-procurement/navigating-nato-procurement))

25. Registration of Cosmetics - Anvisa Frequently Asked Questions

· Brazil retains national company and product arrangements, supporting separate responsibility schedules in the Americas and BRICS comparisons.
([gov.br](https://www.gov.br/anvisa/pt-br/acessoainformacao/perguntasfrequentes/cosmeticos/registro-de-cosmeticos))

21.1. NATO

Table 502. NATO Cosmetics ODM Market, by Country growth contribution, 2025-2032

Category	2025 value (USD Million)	2032 value (USD Million)	Added value (USD Million)	2025 share (%)	2032 share (%)	Change (pp)	Growth share (%)	CAGR (%)
Albania	xx.xx	xx.xx	xx.xx	xx.xx	xx.xx	xx.xx	xx.xx	xx.xx
Belgium	xx.xx	xx.xx	xx.xx	xx.xx	xx.xx	xx.xx	xx.xx	xx.xx
Bulgaria	xx.xx	xx.xx	xx.xx	xx.xx	xx.xx	xx.xx	xx.xx	xx.xx
Canada	xx.xx	xx.xx	xx.xx	xx.xx	xx.xx	xx.xx	xx.xx	xx.xx
Croatia	xx.xx	xx.xx	xx.xx	xx.xx	xx.xx	xx.xx	xx.xx	xx.xx
Czech Republic	xx.xx	xx.xx	xx.xx	xx.xx	xx.xx	xx.xx	xx.xx	xx.xx
Denmark	xx.xx	xx.xx	xx.xx	xx.xx	xx.xx	xx.xx	xx.xx	xx.xx
Estonia	xx.xx	xx.xx	xx.xx	xx.xx	xx.xx	xx.xx	xx.xx	xx.xx
Finland	xx.xx	xx.xx	xx.xx	xx.xx	xx.xx	xx.xx	xx.xx	xx.xx
France	xx.xx	xx.xx	xx.xx	xx.xx	xx.xx	xx.xx	xx.xx	xx.xx
Germany	xx.xx	xx.xx	xx.xx	xx.xx	xx.xx	xx.xx	xx.xx	xx.xx
Greece	xx.xx	xx.xx	xx.xx	xx.xx	xx.xx	xx.xx	xx.xx	xx.xx
Hungary	xx.xx	xx.xx	xx.xx	xx.xx	xx.xx	xx.xx	xx.xx	xx.xx
Iceland	xx.xx	xx.xx	xx.xx	xx.xx	xx.xx	xx.xx	xx.xx	xx.xx
Italy	xx.xx	xx.xx	xx.xx	xx.xx	xx.xx	xx.xx	xx.xx	xx.xx
Latvia	xx.xx	xx.xx	xx.xx	xx.xx	xx.xx	xx.xx	xx.xx	xx.xx
Lithuania	xx.xx	xx.xx	xx.xx	xx.xx	xx.xx	xx.xx	xx.xx	xx.xx
Luxembourg	xx.xx	xx.xx	xx.xx	xx.xx	xx.xx	xx.xx	xx.xx	xx.xx
Montenegro	xx.xx	xx.xx	xx.xx	xx.xx	xx.xx	xx.xx	xx.xx	xx.xx
Netherlands	xx.xx	xx.xx	xx.xx	xx.xx	xx.xx	xx.xx	xx.xx	xx.xx
North Macedonia	xx.xx	xx.xx	xx.xx	xx.xx	xx.xx	xx.xx	xx.xx	xx.xx
Norway	xx.xx	xx.xx	xx.xx	xx.xx	xx.xx	xx.xx	xx.xx	xx.xx
Poland	xx.xx	xx.xx	xx.xx	xx.xx	xx.xx	xx.xx	xx.xx	xx.xx
Portugal	xx.xx	xx.xx	xx.xx	xx.xx	xx.xx	xx.xx	xx.xx	xx.xx
Romania	xx.xx	xx.xx	xx.xx	xx.xx	xx.xx	xx.xx	xx.xx	xx.xx
Slovakia	xx.xx	xx.xx	xx.xx	xx.xx	xx.xx	xx.xx	xx.xx	xx.xx
Slovenia	xx.xx	xx.xx	xx.xx	xx.xx	xx.xx	xx.xx	xx.xx	xx.xx
Spain	xx.xx	xx.xx	xx.xx	xx.xx	xx.xx	xx.xx	xx.xx	xx.xx
Sweden	xx.xx	xx.xx	xx.xx	xx.xx	xx.xx	xx.xx	xx.xx	xx.xx

Table 502 - continued

Category	2025 value (USD Million)	2032 value (USD Million)	Added value (USD Million)	2025 share (%)	2032 share (%)	Change (pp)	Growth share (%)	CAGR (%)
Turkey	xx.xx	xx.xx	xx.xx	xx.xx	xx.xx	xx.xx	xx.xx	xx.xx
United Kingdom	xx.xx	xx.xx	xx.xx	xx.xx	xx.xx	xx.xx	xx.xx	xx.xx
United States	xx.xx	xx.xx	xx.xx	xx.xx	xx.xx	xx.xx	xx.xx	xx.xx
Scope total	**xx.xx**	**xx.xx**	**xx.xx**	**xx.xx**	**xx.xx**	**xx.xx**	**xx.xx**	**xx.xx**

Table 503. NATO Cosmetics ODM Market Size, by Group, 2017-2032 (USD Million)

Group	2023	2024	2025	2026	2027	2032	CAGR (%)
Albania	xx.xx	xx.xx	xx.xx	xx.xx	xx.xx	xx.xx	xx.xx
Belgium	xx.xx	xx.xx	xx.xx	xx.xx	xx.xx	xx.xx	xx.xx
Bulgaria	xx.xx	xx.xx	xx.xx	xx.xx	xx.xx	xx.xx	xx.xx
Canada	xx.xx	xx.xx	xx.xx	xx.xx	xx.xx	xx.xx	xx.xx
Croatia	xx.xx	xx.xx	xx.xx	xx.xx	xx.xx	xx.xx	xx.xx
Czech Republic	xx.xx	xx.xx	xx.xx	xx.xx	xx.xx	xx.xx	xx.xx
Denmark	xx.xx	xx.xx	xx.xx	xx.xx	xx.xx	xx.xx	xx.xx
Estonia	xx.xx	xx.xx	xx.xx	xx.xx	xx.xx	xx.xx	xx.xx
Finland	xx.xx	xx.xx	xx.xx	xx.xx	xx.xx	xx.xx	xx.xx
France	xx.xx	xx.xx	xx.xx	xx.xx	xx.xx	xx.xx	xx.xx
Germany	xx.xx	xx.xx	xx.xx	xx.xx	xx.xx	xx.xx	xx.xx
Greece	xx.xx	xx.xx	xx.xx	xx.xx	xx.xx	xx.xx	xx.xx
Hungary	xx.xx	xx.xx	xx.xx	xx.xx	xx.xx	xx.xx	xx.xx
Iceland	xx.xx	xx.xx	xx.xx	xx.xx	xx.xx	xx.xx	xx.xx
Italy	xx.xx	xx.xx	xx.xx	xx.xx	xx.xx	xx.xx	xx.xx
Latvia	xx.xx	xx.xx	xx.xx	xx.xx	xx.xx	xx.xx	xx.xx
Lithuania	xx.xx	xx.xx	xx.xx	xx.xx	xx.xx	xx.xx	xx.xx
Luxembourg	xx.xx	xx.xx	xx.xx	xx.xx	xx.xx	xx.xx	xx.xx
Montenegro	xx.xx	xx.xx	xx.xx	xx.xx	xx.xx	xx.xx	xx.xx
Netherlands	xx.xx	xx.xx	xx.xx	xx.xx	xx.xx	xx.xx	xx.xx
North Macedonia	xx.xx	xx.xx	xx.xx	xx.xx	xx.xx	xx.xx	xx.xx
Norway	xx.xx	xx.xx	xx.xx	xx.xx	xx.xx	xx.xx	xx.xx
Poland	xx.xx	xx.xx	xx.xx	xx.xx	xx.xx	xx.xx	xx.xx
Portugal	xx.xx	xx.xx	xx.xx	xx.xx	xx.xx	xx.xx	xx.xx
Romania	xx.xx	xx.xx	xx.xx	xx.xx	xx.xx	xx.xx	xx.xx
Slovakia	xx.xx	xx.xx	xx.xx	xx.xx	xx.xx	xx.xx	xx.xx
Slovenia	xx.xx	xx.xx	xx.xx	xx.xx	xx.xx	xx.xx	xx.xx
Spain	xx.xx	xx.xx	xx.xx	xx.xx	xx.xx	xx.xx	xx.xx
Sweden	xx.xx	xx.xx	xx.xx	xx.xx	xx.xx	xx.xx	xx.xx
Turkey	xx.xx	xx.xx	xx.xx	xx.xx	xx.xx	xx.xx	xx.xx
United Kingdom	xx.xx	xx.xx	xx.xx	xx.xx	xx.xx	xx.xx	xx.xx
United States	xx.xx	xx.xx	xx.xx	xx.xx	xx.xx	xx.xx	xx.xx

Table 504. NATO Cosmetics ODM Market Size, by Product Category, 2017-2032 (USD Million)

Product Category	2023	2024	2025	2026	2027	2032	CAGR (%)
Bath and Body Cleansing	xx.xx	xx.xx	xx.xx	xx.xx	xx.xx	xx.xx	xx.xx
Deodorants and Antiperspirants	xx.xx	xx.xx	xx.xx	xx.xx	xx.xx	xx.xx	xx.xx
External Intimate Care	xx.xx	xx.xx	xx.xx	xx.xx	xx.xx	xx.xx	xx.xx
Hair Care	xx.xx	xx.xx	xx.xx	xx.xx	xx.xx	xx.xx	xx.xx
Hair Coloring and Lightening	xx.xx	xx.xx	xx.xx	xx.xx	xx.xx	xx.xx	xx.xx
Makeup	xx.xx	xx.xx	xx.xx	xx.xx	xx.xx	xx.xx	xx.xx
Nail Cosmetics	xx.xx	xx.xx	xx.xx	xx.xx	xx.xx	xx.xx	xx.xx
Oral Care	xx.xx	xx.xx	xx.xx	xx.xx	xx.xx	xx.xx	xx.xx
Personal Fragrance	xx.xx	xx.xx	xx.xx	xx.xx	xx.xx	xx.xx	xx.xx
Shaving and Hair Removal	xx.xx	xx.xx	xx.xx	xx.xx	xx.xx	xx.xx	xx.xx
Skin Care	xx.xx	xx.xx	xx.xx	xx.xx	xx.xx	xx.xx	xx.xx
Sun and Tanning Care	xx.xx	xx.xx	xx.xx	xx.xx	xx.xx	xx.xx	xx.xx
Total	**xx.xx**	**xx.xx**	**xx.xx**	**xx.xx**	**xx.xx**	**xx.xx**	**xx.xx**

Table 505. NATO Cosmetics ODM Market Size, by Skin Care, 2017-2032 (USD Million)

Skin Care	2023	2024	2025	2026	2027	2032	CAGR (%)
Anti-Aging and Tone Care	xx.xx	xx.xx	xx.xx	xx.xx	xx.xx	xx.xx	xx.xx
Facial Cleansing and Makeup Removal	xx.xx	xx.xx	xx.xx	xx.xx	xx.xx	xx.xx	xx.xx
Moisturizing and Skin Conditioning	xx.xx	xx.xx	xx.xx	xx.xx	xx.xx	xx.xx	xx.xx
Skin Exfoliation	xx.xx	xx.xx	xx.xx	xx.xx	xx.xx	xx.xx	xx.xx
Total	**xx.xx**	**xx.xx**	**xx.xx**	**xx.xx**	**xx.xx**	**xx.xx**	**xx.xx**

Table 506. NATO Cosmetics ODM Market Size, by Makeup, 2017-2032 (USD Million)

Makeup	2023	2024	2025	2026	2027	2032	CAGR (%)
Body Makeup	xx.xx	xx.xx	xx.xx	xx.xx	xx.xx	xx.xx	xx.xx
Eye and Brow Cosmetics	xx.xx	xx.xx	xx.xx	xx.xx	xx.xx	xx.xx	xx.xx
Face Makeup	xx.xx	xx.xx	xx.xx	xx.xx	xx.xx	xx.xx	xx.xx
Lip Makeup	xx.xx	xx.xx	xx.xx	xx.xx	xx.xx	xx.xx	xx.xx
Total	**xx.xx**	**xx.xx**	**xx.xx**	**xx.xx**	**xx.xx**	**xx.xx**	**xx.xx**

Table 507. NATO Cosmetics ODM Market Size, by Hair Care, 2017-2032 (USD Million)

Hair Care	2023	2024	2025	2026	2027	2032	CAGR (%)
Hair Cleansing	xx.xx	xx.xx	xx.xx	xx.xx	xx.xx	xx.xx	xx.xx
Hair Conditioning and Scalp Care	xx.xx	xx.xx	xx.xx	xx.xx	xx.xx	xx.xx	xx.xx
Hair Styling	xx.xx	xx.xx	xx.xx	xx.xx	xx.xx	xx.xx	xx.xx
Hair Texture Modification	xx.xx	xx.xx	xx.xx	xx.xx	xx.xx	xx.xx	xx.xx
Total	**xx.xx**	**xx.xx**	**xx.xx**	**xx.xx**	**xx.xx**	**xx.xx**	**xx.xx**

Table 508. NATO Cosmetics ODM Market Size, by Sun and Tanning Care, 2017-2032 (USD Million)

Sun and Tanning Care	2023	2024	2025	2026	2027	2032	CAGR (%)
After-Sun Care	xx.xx	xx.xx	xx.xx	xx.xx	xx.xx	xx.xx	xx.xx
Sun Protection	xx.xx	xx.xx	xx.xx	xx.xx	xx.xx	xx.xx	xx.xx
Sun-Tanning Care	xx.xx	xx.xx	xx.xx	xx.xx	xx.xx	xx.xx	xx.xx
Sunless Tanning	xx.xx	xx.xx	xx.xx	xx.xx	xx.xx	xx.xx	xx.xx
Total	**xx.xx**	**xx.xx**	**xx.xx**	**xx.xx**	**xx.xx**	**xx.xx**	**xx.xx**

Table 509. NATO Cosmetics ODM Market Size, by Nail Cosmetics, 2017-2032 (USD Million)

Nail Cosmetics	2023	2024	2025	2026	2027	2032	CAGR (%)
Nail and Cuticle Care	xx.xx	xx.xx	xx.xx	xx.xx	xx.xx	xx.xx	xx.xx
Nail Color and Coatings	xx.xx	xx.xx	xx.xx	xx.xx	xx.xx	xx.xx	xx.xx
Nail Enhancement and Adhesives	xx.xx	xx.xx	xx.xx	xx.xx	xx.xx	xx.xx	xx.xx
Nail Product Removers	xx.xx	xx.xx	xx.xx	xx.xx	xx.xx	xx.xx	xx.xx
Total	**xx.xx**	**xx.xx**	**xx.xx**	**xx.xx**	**xx.xx**	**xx.xx**	**xx.xx**

Table 510. NATO Cosmetics ODM Market Size, by Bath and Body Cleansing, 2017-2032 (USD Million)

Bath and Body Cleansing	2023	2024	2025	2026	2027	2032	CAGR (%)
Bath Additives	xx.xx	xx.xx	xx.xx	xx.xx	xx.xx	xx.xx	xx.xx
Body Cleansers	xx.xx	xx.xx	xx.xx	xx.xx	xx.xx	xx.xx	xx.xx
Total	**xx.xx**	**xx.xx**	**xx.xx**	**xx.xx**	**xx.xx**	**xx.xx**	**xx.xx**

Table 511. NATO Cosmetics ODM Market Size, by Hair Coloring and Lightening, 2017-2032 (USD Million)

Hair Coloring and Lightening	2023	2024	2025	2026	2027	2032	CAGR (%)
Hair Colorants	xx.xx	xx.xx	xx.xx	xx.xx	xx.xx	xx.xx	xx.xx
Hair Lighteners	xx.xx	xx.xx	xx.xx	xx.xx	xx.xx	xx.xx	xx.xx
Total	**xx.xx**	**xx.xx**	**xx.xx**	**xx.xx**	**xx.xx**	**xx.xx**	**xx.xx**

Table 512. NATO Cosmetics ODM Market Size, by Oral Care, 2017-2032 (USD Million)

Oral Care	2023	2024	2025	2026	2027	2032	CAGR (%)
Dentifrices	xx.xx	xx.xx	xx.xx	xx.xx	xx.xx	xx.xx	xx.xx
Mouthwash and Breath Fresheners	xx.xx	xx.xx	xx.xx	xx.xx	xx.xx	xx.xx	xx.xx
Tooth Whitening	xx.xx	xx.xx	xx.xx	xx.xx	xx.xx	xx.xx	xx.xx
Total	**xx.xx**	**xx.xx**	**xx.xx**	**xx.xx**	**xx.xx**	**xx.xx**	**xx.xx**

Table 513. NATO Cosmetics ODM Market Size, by Deodorants and Antiperspirants, 2017-2032 (USD Million)

Deodorants and Antiperspirants	2023	2024	2025	2026	2027	2032	CAGR (%)
Antiperspirants	xx.xx	xx.xx	xx.xx	xx.xx	xx.xx	xx.xx	xx.xx
Deodorants	xx.xx	xx.xx	xx.xx	xx.xx	xx.xx	xx.xx	xx.xx
Total	**xx.xx**	**xx.xx**	**xx.xx**	**xx.xx**	**xx.xx**	**xx.xx**	**xx.xx**

Table 514. NATO Cosmetics ODM Market Size, by Shaving and Hair Removal, 2017-2032 (USD Million)

Shaving and Hair Removal	2023	2024	2025	2026	2027	2032	CAGR (%)
Hair Removal	xx.xx	xx.xx	xx.xx	xx.xx	xx.xx	xx.xx	xx.xx
Shaving Care	xx.xx	xx.xx	xx.xx	xx.xx	xx.xx	xx.xx	xx.xx
Total	**xx.xx**	**xx.xx**	**xx.xx**	**xx.xx**	**xx.xx**	**xx.xx**	**xx.xx**

Table 515. NATO Cosmetics ODM Market Size, by Product Format, 2017-2032 (USD Million)

Product Format	2023	2024	2025	2026	2027	2032	CAGR (%)
Coherent Solids	xx.xx	xx.xx	xx.xx	xx.xx	xx.xx	xx.xx	xx.xx
Cosmetic-Bearing Substrates	xx.xx	xx.xx	xx.xx	xx.xx	xx.xx	xx.xx	xx.xx
Foams and Mousses	xx.xx	xx.xx	xx.xx	xx.xx	xx.xx	xx.xx	xx.xx
Liquids	xx.xx	xx.xx	xx.xx	xx.xx	xx.xx	xx.xx	xx.xx
Loose Powders and Granules	xx.xx	xx.xx	xx.xx	xx.xx	xx.xx	xx.xx	xx.xx
Semisolids	xx.xx	xx.xx	xx.xx	xx.xx	xx.xx	xx.xx	xx.xx
Total	**xx.xx**	**xx.xx**	**xx.xx**	**xx.xx**	**xx.xx**	**xx.xx**	**xx.xx**

Table 516. NATO Cosmetics ODM Market Size, by Semisolids, 2017-2032 (USD Million)

Semisolids	2023	2024	2025	2026	2027	2032	CAGR (%)
Balms and Pastes	xx.xx	xx.xx	xx.xx	xx.xx	xx.xx	xx.xx	xx.xx
Creams and Lotions	xx.xx	xx.xx	xx.xx	xx.xx	xx.xx	xx.xx	xx.xx
Gels	xx.xx	xx.xx	xx.xx	xx.xx	xx.xx	xx.xx	xx.xx
Total	**xx.xx**	**xx.xx**	**xx.xx**	**xx.xx**	**xx.xx**	**xx.xx**	**xx.xx**

Table 517. NATO Cosmetics ODM Market Size, by Coherent Solids, 2017-2032 (USD Million)

Coherent Solids	2023	2024	2025	2026	2027	2032	CAGR (%)
Bars, Sticks, and Tablets	xx.xx	xx.xx	xx.xx	xx.xx	xx.xx	xx.xx	xx.xx
Pressed Powders	xx.xx	xx.xx	xx.xx	xx.xx	xx.xx	xx.xx	xx.xx
Solid Cosmetic Films	xx.xx	xx.xx	xx.xx	xx.xx	xx.xx	xx.xx	xx.xx
Total	**xx.xx**	**xx.xx**	**xx.xx**	**xx.xx**	**xx.xx**	**xx.xx**	**xx.xx**

Table 518. NATO Cosmetics ODM Market Size, by Cosmetic-Bearing Substrates, 2017-2032 (USD Million)

Cosmetic-Bearing Substrates	2023	2024	2025	2026	2027	2032	CAGR (%)
Cosmetic-Bearing Masks and Patches	xx.xx	xx.xx	xx.xx	xx.xx	xx.xx	xx.xx	xx.xx
Cosmetic-Bearing Wipes and Pads	xx.xx	xx.xx	xx.xx	xx.xx	xx.xx	xx.xx	xx.xx
Total	**xx.xx**	**xx.xx**	**xx.xx**	**xx.xx**	**xx.xx**	**xx.xx**	**xx.xx**

Table 519. NATO Cosmetics ODM Market Size, by Formulation Water Basis, 2017-2032 (USD Million)

Formulation Water Basis	2023	2024	2025	2026	2027	2032	CAGR (%)
Anhydrous Formulations	xx.xx	xx.xx	xx.xx	xx.xx	xx.xx	xx.xx	xx.xx
Water-Containing Formulations	xx.xx	xx.xx	xx.xx	xx.xx	xx.xx	xx.xx	xx.xx
Total	**xx.xx**	**xx.xx**	**xx.xx**	**xx.xx**	**xx.xx**	**xx.xx**	**xx.xx**

Table 520. NATO Cosmetics ODM Market Size, by Usage Setting, 2017-2032 (USD Million)

Usage Setting	2023	2024	2025	2026	2027	2032	CAGR (%)
Hospitality and Institutional Amenities	xx.xx	xx.xx	xx.xx	xx.xx	xx.xx	xx.xx	xx.xx
Personal and Take-Home Use	xx.xx	xx.xx	xx.xx	xx.xx	xx.xx	xx.xx	xx.xx
Professional Treatment Use	xx.xx	xx.xx	xx.xx	xx.xx	xx.xx	xx.xx	xx.xx
Total	**xx.xx**	**xx.xx**	**xx.xx**	**xx.xx**	**xx.xx**	**xx.xx**	**xx.xx**

Table 521. NATO Cosmetics ODM Market Size, by Commissioning Buyer, 2017-2032 (USD Million)

Commissioning Buyer	2023	2024	2025	2026	2027	2032	CAGR (%)
Beauty and Personal Care Brand Operators	xx.xx	xx.xx	xx.xx	xx.xx	xx.xx	xx.xx	xx.xx
Hospitality and Institutional Amenity Operators	xx.xx	xx.xx	xx.xx	xx.xx	xx.xx	xx.xx	xx.xx
Importer and Distributor Brand Operators	xx.xx	xx.xx	xx.xx	xx.xx	xx.xx	xx.xx	xx.xx
Professional Beauty Businesses	xx.xx	xx.xx	xx.xx	xx.xx	xx.xx	xx.xx	xx.xx
Retailer Private-Label Operators	xx.xx	xx.xx	xx.xx	xx.xx	xx.xx	xx.xx	xx.xx
Total	**xx.xx**	**xx.xx**	**xx.xx**	**xx.xx**	**xx.xx**	**xx.xx**	**xx.xx**

Table 522. NATO Cosmetics ODM Market Size, by Supply Completion, 2017-2032 (USD Million)

Supply Completion	2023	2024	2025	2026	2027	2032	CAGR (%)
Bulk Cosmetic Supply	xx.xx	xx.xx	xx.xx	xx.xx	xx.xx	xx.xx	xx.xx
Filled Primary Packaging	xx.xx	xx.xx	xx.xx	xx.xx	xx.xx	xx.xx	xx.xx
Market-Ready Products	xx.xx	xx.xx	xx.xx	xx.xx	xx.xx	xx.xx	xx.xx
Total	**xx.xx**	**xx.xx**	**xx.xx**	**xx.xx**	**xx.xx**	**xx.xx**	**xx.xx**

Table 523. NATO Cosmetics ODM Market Size, by Manufacturing Execution, 2017-2032 (USD Million)

Manufacturing Execution	2023	2024	2025	2026	2027	2032	CAGR (%)
Hybrid Manufacturing	xx.xx	xx.xx	xx.xx	xx.xx	xx.xx	xx.xx	xx.xx
ODM-Controlled Manufacturing	xx.xx	xx.xx	xx.xx	xx.xx	xx.xx	xx.xx	xx.xx
Partner-Executed Manufacturing	xx.xx	xx.xx	xx.xx	xx.xx	xx.xx	xx.xx	xx.xx
Total	**xx.xx**	**xx.xx**	**xx.xx**	**xx.xx**	**xx.xx**	**xx.xx**	**xx.xx**

Table 524. NATO Cosmetics ODM Market Size, by Procurement Channel, 2017-2032 (USD Million)

Procurement Channel	2023	2024	2025	2026	2027	2032	CAGR (%)
Direct ODM Engagement	xx.xx	xx.xx	xx.xx	xx.xx	xx.xx	xx.xx	xx.xx
Intermediary-Managed Procurement	xx.xx	xx.xx	xx.xx	xx.xx	xx.xx	xx.xx	xx.xx
Total	**xx.xx**	**xx.xx**	**xx.xx**	**xx.xx**	**xx.xx**	**xx.xx**	**xx.xx**

Table 525. NATO Cosmetics ODM Market Size, by Target Price Tier, 2017-2032 (USD Million)

Target Price Tier	2023	2024	2025	2026	2027	2032	CAGR (%)
Entry Prestige	xx.xx	xx.xx	xx.xx	xx.xx	xx.xx	xx.xx	xx.xx
Mass Market	xx.xx	xx.xx	xx.xx	xx.xx	xx.xx	xx.xx	xx.xx
Masstige	xx.xx	xx.xx	xx.xx	xx.xx	xx.xx	xx.xx	xx.xx
Prestige	xx.xx	xx.xx	xx.xx	xx.xx	xx.xx	xx.xx	xx.xx
True Luxury	xx.xx	xx.xx	xx.xx	xx.xx	xx.xx	xx.xx	xx.xx
Ultra-Luxury	xx.xx	xx.xx	xx.xx	xx.xx	xx.xx	xx.xx	xx.xx
Total	**xx.xx**	**xx.xx**	**xx.xx**	**xx.xx**	**xx.xx**	**xx.xx**	**xx.xx**

Table 526. NATO Cosmetics ODM Market Size, by Development Model, 2017-2032 (USD Million)

Development Model	2023	2024	2025	2026	2027	2032	CAGR (%)
Catalog Formula Adoption	xx.xx	xx.xx	xx.xx	xx.xx	xx.xx	xx.xx	xx.xx
Custom Formula Development	xx.xx	xx.xx	xx.xx	xx.xx	xx.xx	xx.xx	xx.xx
Existing Formula Adaptation	xx.xx	xx.xx	xx.xx	xx.xx	xx.xx	xx.xx	xx.xx
Total	**xx.xx**	**xx.xx**	**xx.xx**	**xx.xx**	**xx.xx**	**xx.xx**	**xx.xx**

Table 527. NATO Cosmetics ODM Market Size, by Formula Ownership, 2017-2032 (USD Million)

Formula Ownership	2023	2024	2025	2026	2027	2032	CAGR (%)
Buyer-Owned	xx.xx	xx.xx	xx.xx	xx.xx	xx.xx	xx.xx	xx.xx
Jointly Owned	xx.xx	xx.xx	xx.xx	xx.xx	xx.xx	xx.xx	xx.xx
ODM-Owned	xx.xx	xx.xx	xx.xx	xx.xx	xx.xx	xx.xx	xx.xx
Third-Party-Owned	xx.xx	xx.xx	xx.xx	xx.xx	xx.xx	xx.xx	xx.xx
Total	**xx.xx**	**xx.xx**	**xx.xx**	**xx.xx**	**xx.xx**	**xx.xx**	**xx.xx**

Table 528. NATO Cosmetics ODM Market Size, by Regulatory Pathway, 2017-2032 (USD Million)

Regulatory Pathway	2023	2024	2025	2026	2027	2032	CAGR (%)
Consumer-Product Soap	xx.xx	xx.xx	xx.xx	xx.xx	xx.xx	xx.xx	xx.xx
Drug and Quasi-Drug Crossover	xx.xx	xx.xx	xx.xx	xx.xx	xx.xx	xx.xx	xx.xx
Special and Functional Cosmetics	xx.xx	xx.xx	xx.xx	xx.xx	xx.xx	xx.xx	xx.xx
Standard Cosmetics	xx.xx	xx.xx	xx.xx	xx.xx	xx.xx	xx.xx	xx.xx
Total	**xx.xx**	**xx.xx**	**xx.xx**	**xx.xx**	**xx.xx**	**xx.xx**	**xx.xx**

Table 529. NATO Cosmetics ODM Market Size, by Natural and Organic Status, 2017-2032 (USD Million)

Natural and Organic Status	2023	2024	2025	2026	2027	2032	CAGR (%)
Natural Certification	xx.xx	xx.xx	xx.xx	xx.xx	xx.xx	xx.xx	xx.xx
No Natural or Organic Positioning	xx.xx	xx.xx	xx.xx	xx.xx	xx.xx	xx.xx	xx.xx
Organic Certification	xx.xx	xx.xx	xx.xx	xx.xx	xx.xx	xx.xx	xx.xx
Uncertified Natural or Organic Claims	xx.xx	xx.xx	xx.xx	xx.xx	xx.xx	xx.xx	xx.xx
Total	**xx.xx**	**xx.xx**	**xx.xx**	**xx.xx**	**xx.xx**	**xx.xx**	**xx.xx**

21.2. G7

Table 530. G7 Cosmetics ODM Market, by Country growth contribution, 2025-2032

Category	2025 value (USD Million)	2032 value (USD Million)	Added value (USD Million)	2025 share (%)	2032 share (%)	Change (pp)	Growth share (%)	CAGR (%)
Canada	xx.xx	xx.xx	xx.xx	xx.xx	xx.xx	xx.xx	xx.xx	xx.xx
France	xx.xx	xx.xx	xx.xx	xx.xx	xx.xx	xx.xx	xx.xx	xx.xx
Germany	xx.xx	xx.xx	xx.xx	xx.xx	xx.xx	xx.xx	xx.xx	xx.xx
Italy	xx.xx	xx.xx	xx.xx	xx.xx	xx.xx	xx.xx	xx.xx	xx.xx
Japan	xx.xx	xx.xx	xx.xx	xx.xx	xx.xx	xx.xx	xx.xx	xx.xx
United Kingdom	xx.xx	xx.xx	xx.xx	xx.xx	xx.xx	xx.xx	xx.xx	xx.xx
United States	xx.xx	xx.xx	xx.xx	xx.xx	xx.xx	xx.xx	xx.xx	xx.xx
Scope total	**xx.xx**	**xx.xx**	**xx.xx**	**xx.xx**	**xx.xx**	**xx.xx**	**xx.xx**	**xx.xx**

Table 531. G7 Cosmetics ODM Market Size, by Group, 2017-2032 (USD Million)

Group	2023	2024	2025	2026	2027	2032	CAGR (%)
Canada	xx.xx	xx.xx	xx.xx	xx.xx	xx.xx	xx.xx	xx.xx
France	xx.xx	xx.xx	xx.xx	xx.xx	xx.xx	xx.xx	xx.xx
Germany	xx.xx	xx.xx	xx.xx	xx.xx	xx.xx	xx.xx	xx.xx
Italy	xx.xx	xx.xx	xx.xx	xx.xx	xx.xx	xx.xx	xx.xx
Japan	xx.xx	xx.xx	xx.xx	xx.xx	xx.xx	xx.xx	xx.xx
United Kingdom	xx.xx	xx.xx	xx.xx	xx.xx	xx.xx	xx.xx	xx.xx
United States	xx.xx	xx.xx	xx.xx	xx.xx	xx.xx	xx.xx	xx.xx

Table 532. G7 Cosmetics ODM Market Size, by Product Category, 2017-2032 (USD Million)

Product Category	2023	2024	2025	2026	2027	2032	CAGR (%)
Bath and Body Cleansing	xx.xx	xx.xx	xx.xx	xx.xx	xx.xx	xx.xx	xx.xx
Deodorants and Antiperspirants	xx.xx	xx.xx	xx.xx	xx.xx	xx.xx	xx.xx	xx.xx
External Intimate Care	xx.xx	xx.xx	xx.xx	xx.xx	xx.xx	xx.xx	xx.xx
Hair Care	xx.xx	xx.xx	xx.xx	xx.xx	xx.xx	xx.xx	xx.xx
Hair Coloring and Lightening	xx.xx	xx.xx	xx.xx	xx.xx	xx.xx	xx.xx	xx.xx
Makeup	xx.xx	xx.xx	xx.xx	xx.xx	xx.xx	xx.xx	xx.xx
Nail Cosmetics	xx.xx	xx.xx	xx.xx	xx.xx	xx.xx	xx.xx	xx.xx
Oral Care	xx.xx	xx.xx	xx.xx	xx.xx	xx.xx	xx.xx	xx.xx
Personal Fragrance	xx.xx	xx.xx	xx.xx	xx.xx	xx.xx	xx.xx	xx.xx
Shaving and Hair Removal	xx.xx	xx.xx	xx.xx	xx.xx	xx.xx	xx.xx	xx.xx
Skin Care	xx.xx	xx.xx	xx.xx	xx.xx	xx.xx	xx.xx	xx.xx
Sun and Tanning Care	xx.xx	xx.xx	xx.xx	xx.xx	xx.xx	xx.xx	xx.xx
Total	**xx.xx**	**xx.xx**	**xx.xx**	**xx.xx**	**xx.xx**	**xx.xx**	**xx.xx**

Table 533. G7 Cosmetics ODM Market Size, by Skin Care, 2017-2032 (USD Million)

Skin Care	2023	2024	2025	2026	2027	2032	CAGR (%)
Anti-Aging and Tone Care	xx.xx	xx.xx	xx.xx	xx.xx	xx.xx	xx.xx	xx.xx
Facial Cleansing and Makeup Removal	xx.xx	xx.xx	xx.xx	xx.xx	xx.xx	xx.xx	xx.xx
Moisturizing and Skin Conditioning	xx.xx	xx.xx	xx.xx	xx.xx	xx.xx	xx.xx	xx.xx
Skin Exfoliation	xx.xx	xx.xx	xx.xx	xx.xx	xx.xx	xx.xx	xx.xx
Total	**xx.xx**	**xx.xx**	**xx.xx**	**xx.xx**	**xx.xx**	**xx.xx**	**xx.xx**

Table 534. G7 Cosmetics ODM Market Size, by Makeup, 2017-2032 (USD Million)

Makeup	2023	2024	2025	2026	2027	2032	CAGR (%)
Body Makeup	xx.xx	xx.xx	xx.xx	xx.xx	xx.xx	xx.xx	xx.xx
Eye and Brow Cosmetics	xx.xx	xx.xx	xx.xx	xx.xx	xx.xx	xx.xx	xx.xx
Face Makeup	xx.xx	xx.xx	xx.xx	xx.xx	xx.xx	xx.xx	xx.xx
Lip Makeup	xx.xx	xx.xx	xx.xx	xx.xx	xx.xx	xx.xx	xx.xx
Total	**xx.xx**	**xx.xx**	**xx.xx**	**xx.xx**	**xx.xx**	**xx.xx**	**xx.xx**

Table 535. G7 Cosmetics ODM Market Size, by Hair Care, 2017-2032 (USD Million)

Hair Care	2023	2024	2025	2026	2027	2032	CAGR (%)
Hair Cleansing	xx.xx	xx.xx	xx.xx	xx.xx	xx.xx	xx.xx	xx.xx
Hair Conditioning and Scalp Care	xx.xx	xx.xx	xx.xx	xx.xx	xx.xx	xx.xx	xx.xx
Hair Styling	xx.xx	xx.xx	xx.xx	xx.xx	xx.xx	xx.xx	xx.xx
Hair Texture Modification	xx.xx	xx.xx	xx.xx	xx.xx	xx.xx	xx.xx	xx.xx
Total	**xx.xx**	**xx.xx**	**xx.xx**	**xx.xx**	**xx.xx**	**xx.xx**	**xx.xx**

Table 536. G7 Cosmetics ODM Market Size, by Sun and Tanning Care, 2017-2032 (USD Million)

Sun and Tanning Care	2023	2024	2025	2026	2027	2032	CAGR (%)
After-Sun Care	xx.xx	xx.xx	xx.xx	xx.xx	xx.xx	xx.xx	xx.xx
Sun Protection	xx.xx	xx.xx	xx.xx	xx.xx	xx.xx	xx.xx	xx.xx
Sun-Tanning Care	xx.xx	xx.xx	xx.xx	xx.xx	xx.xx	xx.xx	xx.xx
Sunless Tanning	xx.xx	xx.xx	xx.xx	xx.xx	xx.xx	xx.xx	xx.xx
Total	**xx.xx**	**xx.xx**	**xx.xx**	**xx.xx**	**xx.xx**	**xx.xx**	**xx.xx**

Table 537. G7 Cosmetics ODM Market Size, by Nail Cosmetics, 2017-2032 (USD Million)

Nail Cosmetics	2023	2024	2025	2026	2027	2032	CAGR (%)
Nail and Cuticle Care	xx.xx	xx.xx	xx.xx	xx.xx	xx.xx	xx.xx	xx.xx
Nail Color and Coatings	xx.xx	xx.xx	xx.xx	xx.xx	xx.xx	xx.xx	xx.xx
Nail Enhancement and Adhesives	xx.xx	xx.xx	xx.xx	xx.xx	xx.xx	xx.xx	xx.xx
Nail Product Removers	xx.xx	xx.xx	xx.xx	xx.xx	xx.xx	xx.xx	xx.xx
Total	**xx.xx**	**xx.xx**	**xx.xx**	**xx.xx**	**xx.xx**	**xx.xx**	**xx.xx**

Table 538. G7 Cosmetics ODM Market Size, by Bath and Body Cleansing, 2017-2032 (USD Million)

Bath and Body Cleansing	2023	2024	2025	2026	2027	2032	CAGR (%)
Bath Additives	xx.xx	xx.xx	xx.xx	xx.xx	xx.xx	xx.xx	xx.xx
Body Cleansers	xx.xx	xx.xx	xx.xx	xx.xx	xx.xx	xx.xx	xx.xx
Total	**xx.xx**	**xx.xx**	**xx.xx**	**xx.xx**	**xx.xx**	**xx.xx**	**xx.xx**

Table 539. G7 Cosmetics ODM Market Size, by Hair Coloring and Lightening, 2017-2032 (USD Million)

Hair Coloring and Lightening	2023	2024	2025	2026	2027	2032	CAGR (%)
Hair Colorants	xx.xx	xx.xx	xx.xx	xx.xx	xx.xx	xx.xx	xx.xx
Hair Lighteners	xx.xx	xx.xx	xx.xx	xx.xx	xx.xx	xx.xx	xx.xx
Total	**xx.xx**	**xx.xx**	**xx.xx**	**xx.xx**	**xx.xx**	**xx.xx**	**xx.xx**

Table 540. G7 Cosmetics ODM Market Size, by Oral Care, 2017-2032 (USD Million)

Oral Care	2023	2024	2025	2026	2027	2032	CAGR (%)
Dentifrices	xx.xx	xx.xx	xx.xx	xx.xx	xx.xx	xx.xx	xx.xx
Mouthwash and Breath Fresheners	xx.xx	xx.xx	xx.xx	xx.xx	xx.xx	xx.xx	xx.xx
Tooth Whitening	xx.xx	xx.xx	xx.xx	xx.xx	xx.xx	xx.xx	xx.xx
Total	**xx.xx**	**xx.xx**	**xx.xx**	**xx.xx**	**xx.xx**	**xx.xx**	**xx.xx**

Table 541. G7 Cosmetics ODM Market Size, by Deodorants and Antiperspirants, 2017-2032 (USD Million)

Deodorants and Antiperspirants	2023	2024	2025	2026	2027	2032	CAGR (%)
Antiperspirants	xx.xx	xx.xx	xx.xx	xx.xx	xx.xx	xx.xx	xx.xx
Deodorants	xx.xx	xx.xx	xx.xx	xx.xx	xx.xx	xx.xx	xx.xx
Total	**xx.xx**	**xx.xx**	**xx.xx**	**xx.xx**	**xx.xx**	**xx.xx**	**xx.xx**

Table 542. G7 Cosmetics ODM Market Size, by Shaving and Hair Removal, 2017-2032 (USD Million)

Shaving and Hair Removal	2023	2024	2025	2026	2027	2032	CAGR (%)
Hair Removal	xx.xx	xx.xx	xx.xx	xx.xx	xx.xx	xx.xx	xx.xx
Shaving Care	xx.xx	xx.xx	xx.xx	xx.xx	xx.xx	xx.xx	xx.xx
Total	**xx.xx**	**xx.xx**	**xx.xx**	**xx.xx**	**xx.xx**	**xx.xx**	**xx.xx**

Table 543. G7 Cosmetics ODM Market Size, by Product Format, 2017-2032 (USD Million)

Product Format	2023	2024	2025	2026	2027	2032	CAGR (%)
Coherent Solids	xx.xx	xx.xx	xx.xx	xx.xx	xx.xx	xx.xx	xx.xx
Cosmetic-Bearing Substrates	xx.xx	xx.xx	xx.xx	xx.xx	xx.xx	xx.xx	xx.xx
Foams and Mousses	xx.xx	xx.xx	xx.xx	xx.xx	xx.xx	xx.xx	xx.xx
Liquids	xx.xx	xx.xx	xx.xx	xx.xx	xx.xx	xx.xx	xx.xx
Loose Powders and Granules	xx.xx	xx.xx	xx.xx	xx.xx	xx.xx	xx.xx	xx.xx
Semisolids	xx.xx	xx.xx	xx.xx	xx.xx	xx.xx	xx.xx	xx.xx
Total	**xx.xx**	**xx.xx**	**xx.xx**	**xx.xx**	**xx.xx**	**xx.xx**	**xx.xx**

Table 544. G7 Cosmetics ODM Market Size, by Semisolids, 2017-2032 (USD Million)

Semisolids	2023	2024	2025	2026	2027	2032	CAGR (%)
Balms and Pastes	xx.xx	xx.xx	xx.xx	xx.xx	xx.xx	xx.xx	xx.xx
Creams and Lotions	xx.xx	xx.xx	xx.xx	xx.xx	xx.xx	xx.xx	xx.xx
Gels	xx.xx	xx.xx	xx.xx	xx.xx	xx.xx	xx.xx	xx.xx
Total	**xx.xx**	**xx.xx**	**xx.xx**	**xx.xx**	**xx.xx**	**xx.xx**	**xx.xx**

Table 545. G7 Cosmetics ODM Market Size, by Coherent Solids, 2017-2032 (USD Million)

Coherent Solids	2023	2024	2025	2026	2027	2032	CAGR (%)
Bars, Sticks, and Tablets	xx.xx	xx.xx	xx.xx	xx.xx	xx.xx	xx.xx	xx.xx
Pressed Powders	xx.xx	xx.xx	xx.xx	xx.xx	xx.xx	xx.xx	xx.xx
Solid Cosmetic Films	xx.xx	xx.xx	xx.xx	xx.xx	xx.xx	xx.xx	xx.xx
Total	**xx.xx**	**xx.xx**	**xx.xx**	**xx.xx**	**xx.xx**	**xx.xx**	**xx.xx**

Table 546. G7 Cosmetics ODM Market Size, by Cosmetic-Bearing Substrates, 2017-2032 (USD Million)

Cosmetic-Bearing Substrates	2023	2024	2025	2026	2027	2032	CAGR (%)
Cosmetic-Bearing Masks and Patches	xx.xx	xx.xx	xx.xx	xx.xx	xx.xx	xx.xx	xx.xx
Cosmetic-Bearing Wipes and Pads	xx.xx	xx.xx	xx.xx	xx.xx	xx.xx	xx.xx	xx.xx
Total	**xx.xx**	**xx.xx**	**xx.xx**	**xx.xx**	**xx.xx**	**xx.xx**	**xx.xx**

Table 547. G7 Cosmetics ODM Market Size, by Formulation Water Basis, 2017-2032 (USD Million)

Formulation Water Basis	2023	2024	2025	2026	2027	2032	CAGR (%)
Anhydrous Formulations	xx.xx	xx.xx	xx.xx	xx.xx	xx.xx	xx.xx	xx.xx
Water-Containing Formulations	xx.xx	xx.xx	xx.xx	xx.xx	xx.xx	xx.xx	xx.xx
Total	**xx.xx**	**xx.xx**	**xx.xx**	**xx.xx**	**xx.xx**	**xx.xx**	**xx.xx**

Table 548. G7 Cosmetics ODM Market Size, by Usage Setting, 2017-2032 (USD Million)

Usage Setting	2023	2024	2025	2026	2027	2032	CAGR (%)
Hospitality and Institutional Amenities	xx.xx	xx.xx	xx.xx	xx.xx	xx.xx	xx.xx	xx.xx
Personal and Take-Home Use	xx.xx	xx.xx	xx.xx	xx.xx	xx.xx	xx.xx	xx.xx
Professional Treatment Use	xx.xx	xx.xx	xx.xx	xx.xx	xx.xx	xx.xx	xx.xx
Total	**xx.xx**	**xx.xx**	**xx.xx**	**xx.xx**	**xx.xx**	**xx.xx**	**xx.xx**

Table 549. G7 Cosmetics ODM Market Size, by Commissioning Buyer, 2017-2032 (USD Million)

Commissioning Buyer	2023	2024	2025	2026	2027	2032	CAGR (%)
Beauty and Personal Care Brand Operators	xx.xx	xx.xx	xx.xx	xx.xx	xx.xx	xx.xx	xx.xx
Hospitality and Institutional Amenity Operators	xx.xx	xx.xx	xx.xx	xx.xx	xx.xx	xx.xx	xx.xx
Importer and Distributor Brand Operators	xx.xx	xx.xx	xx.xx	xx.xx	xx.xx	xx.xx	xx.xx
Professional Beauty Businesses	xx.xx	xx.xx	xx.xx	xx.xx	xx.xx	xx.xx	xx.xx
Retailer Private-Label Operators	xx.xx	xx.xx	xx.xx	xx.xx	xx.xx	xx.xx	xx.xx
Total	**xx.xx**	**xx.xx**	**xx.xx**	**xx.xx**	**xx.xx**	**xx.xx**	**xx.xx**

Table 550. G7 Cosmetics ODM Market Size, by Supply Completion, 2017-2032 (USD Million)

Supply Completion	2023	2024	2025	2026	2027	2032	CAGR (%)
Bulk Cosmetic Supply	xx.xx	xx.xx	xx.xx	xx.xx	xx.xx	xx.xx	xx.xx
Filled Primary Packaging	xx.xx	xx.xx	xx.xx	xx.xx	xx.xx	xx.xx	xx.xx
Market-Ready Products	xx.xx	xx.xx	xx.xx	xx.xx	xx.xx	xx.xx	xx.xx
Total	**xx.xx**	**xx.xx**	**xx.xx**	**xx.xx**	**xx.xx**	**xx.xx**	**xx.xx**

Table 551. G7 Cosmetics ODM Market Size, by Manufacturing Execution, 2017-2032 (USD Million)

Manufacturing Execution	2023	2024	2025	2026	2027	2032	CAGR (%)
Hybrid Manufacturing	xx.xx	xx.xx	xx.xx	xx.xx	xx.xx	xx.xx	xx.xx
ODM-Controlled Manufacturing	xx.xx	xx.xx	xx.xx	xx.xx	xx.xx	xx.xx	xx.xx
Partner-Executed Manufacturing	xx.xx	xx.xx	xx.xx	xx.xx	xx.xx	xx.xx	xx.xx
Total	**xx.xx**	**xx.xx**	**xx.xx**	**xx.xx**	**xx.xx**	**xx.xx**	**xx.xx**

Table 552. G7 Cosmetics ODM Market Size, by Procurement Channel, 2017-2032 (USD Million)

Procurement Channel	2023	2024	2025	2026	2027	2032	CAGR (%)
Direct ODM Engagement	xx.xx	xx.xx	xx.xx	xx.xx	xx.xx	xx.xx	xx.xx
Intermediary-Managed Procurement	xx.xx	xx.xx	xx.xx	xx.xx	xx.xx	xx.xx	xx.xx
Total	**xx.xx**	**xx.xx**	**xx.xx**	**xx.xx**	**xx.xx**	**xx.xx**	**xx.xx**

Table 553. G7 Cosmetics ODM Market Size, by Target Price Tier, 2017-2032 (USD Million)

Target Price Tier	2023	2024	2025	2026	2027	2032	CAGR (%)
Entry Prestige	xx.xx	xx.xx	xx.xx	xx.xx	xx.xx	xx.xx	xx.xx
Mass Market	xx.xx	xx.xx	xx.xx	xx.xx	xx.xx	xx.xx	xx.xx
Masstige	xx.xx	xx.xx	xx.xx	xx.xx	xx.xx	xx.xx	xx.xx
Prestige	xx.xx	xx.xx	xx.xx	xx.xx	xx.xx	xx.xx	xx.xx
True Luxury	xx.xx	xx.xx	xx.xx	xx.xx	xx.xx	xx.xx	xx.xx
Ultra-Luxury	xx.xx	xx.xx	xx.xx	xx.xx	xx.xx	xx.xx	xx.xx
Total	**xx.xx**	**xx.xx**	**xx.xx**	**xx.xx**	**xx.xx**	**xx.xx**	**xx.xx**

Table 554. G7 Cosmetics ODM Market Size, by Development Model, 2017-2032 (USD Million)

Development Model	2023	2024	2025	2026	2027	2032	CAGR (%)
Catalog Formula Adoption	xx.xx	xx.xx	xx.xx	xx.xx	xx.xx	xx.xx	xx.xx
Custom Formula Development	xx.xx	xx.xx	xx.xx	xx.xx	xx.xx	xx.xx	xx.xx
Existing Formula Adaptation	xx.xx	xx.xx	xx.xx	xx.xx	xx.xx	xx.xx	xx.xx
Total	**xx.xx**	**xx.xx**	**xx.xx**	**xx.xx**	**xx.xx**	**xx.xx**	**xx.xx**

Table 555. G7 Cosmetics ODM Market Size, by Formula Ownership, 2017-2032 (USD Million)

Formula Ownership	2023	2024	2025	2026	2027	2032	CAGR (%)
Buyer-Owned	xx.xx	xx.xx	xx.xx	xx.xx	xx.xx	xx.xx	xx.xx
Jointly Owned	xx.xx	xx.xx	xx.xx	xx.xx	xx.xx	xx.xx	xx.xx
ODM-Owned	xx.xx	xx.xx	xx.xx	xx.xx	xx.xx	xx.xx	xx.xx
Third-Party-Owned	xx.xx	xx.xx	xx.xx	xx.xx	xx.xx	xx.xx	xx.xx
Total	**xx.xx**	**xx.xx**	**xx.xx**	**xx.xx**	**xx.xx**	**xx.xx**	**xx.xx**

Table 556. G7 Cosmetics ODM Market Size, by Regulatory Pathway, 2017-2032 (USD Million)

Regulatory Pathway	2023	2024	2025	2026	2027	2032	CAGR (%)
Consumer-Product Soap	xx.xx	xx.xx	xx.xx	xx.xx	xx.xx	xx.xx	xx.xx
Drug and Quasi-Drug Crossover	xx.xx	xx.xx	xx.xx	xx.xx	xx.xx	xx.xx	xx.xx
Special and Functional Cosmetics	xx.xx	xx.xx	xx.xx	xx.xx	xx.xx	xx.xx	xx.xx
Standard Cosmetics	xx.xx	xx.xx	xx.xx	xx.xx	xx.xx	xx.xx	xx.xx
Total	**xx.xx**	**xx.xx**	**xx.xx**	**xx.xx**	**xx.xx**	**xx.xx**	**xx.xx**

Table 557. G7 Cosmetics ODM Market Size, by Natural and Organic Status, 2017-2032 (USD Million)

Natural and Organic Status	2023	2024	2025	2026	2027	2032	CAGR (%)
Natural Certification	xx.xx	xx.xx	xx.xx	xx.xx	xx.xx	xx.xx	xx.xx
No Natural or Organic Positioning	xx.xx	xx.xx	xx.xx	xx.xx	xx.xx	xx.xx	xx.xx
Organic Certification	xx.xx	xx.xx	xx.xx	xx.xx	xx.xx	xx.xx	xx.xx
Uncertified Natural or Organic Claims	xx.xx	xx.xx	xx.xx	xx.xx	xx.xx	xx.xx	xx.xx
Total	**xx.xx**	**xx.xx**	**xx.xx**	**xx.xx**	**xx.xx**	**xx.xx**	**xx.xx**

21.3. BRICS

Table 558. BRICS Cosmetics ODM Market, by Country growth contribution, 2025-2032

Category	2025 value (USD Million)	2032 value (USD Million)	Added value (USD Million)	2025 share (%)	2032 share (%)	Change (pp)	Growth share (%)	CAGR (%)
Brazil	xx.xx	xx.xx	xx.xx	xx.xx	xx.xx	xx.xx	xx.xx	xx.xx
China	xx.xx	xx.xx	xx.xx	xx.xx	xx.xx	xx.xx	xx.xx	xx.xx
India	xx.xx	xx.xx	xx.xx	xx.xx	xx.xx	xx.xx	xx.xx	xx.xx
Russia	xx.xx	xx.xx	xx.xx	xx.xx	xx.xx	xx.xx	xx.xx	xx.xx
South Africa	xx.xx	xx.xx	xx.xx	xx.xx	xx.xx	xx.xx	xx.xx	xx.xx
Scope total	**xx.xx**	**xx.xx**	**xx.xx**	**xx.xx**	**xx.xx**	**xx.xx**	**xx.xx**	**xx.xx**

Table 559. BRICS Cosmetics ODM Market Size, by Group, 2017-2032 (USD Million)

Group	2023	2024	2025	2026	2027	2032	CAGR (%)
Brazil	xx.xx	xx.xx	xx.xx	xx.xx	xx.xx	xx.xx	xx.xx
China	xx.xx	xx.xx	xx.xx	xx.xx	xx.xx	xx.xx	xx.xx
India	xx.xx	xx.xx	xx.xx	xx.xx	xx.xx	xx.xx	xx.xx
Russia	xx.xx	xx.xx	xx.xx	xx.xx	xx.xx	xx.xx	xx.xx
South Africa	xx.xx	xx.xx	xx.xx	xx.xx	xx.xx	xx.xx	xx.xx

Table 560. BRICS Cosmetics ODM Market Size, by Product Category, 2017-2032 (USD Million)

Product Category	2023	2024	2025	2026	2027	2032	CAGR (%)
Bath and Body Cleansing	xx.xx	xx.xx	xx.xx	xx.xx	xx.xx	xx.xx	xx.xx
Deodorants and Antiperspirants	xx.xx	xx.xx	xx.xx	xx.xx	xx.xx	xx.xx	xx.xx
External Intimate Care	xx.xx	xx.xx	xx.xx	xx.xx	xx.xx	xx.xx	xx.xx
Hair Care	xx.xx	xx.xx	xx.xx	xx.xx	xx.xx	xx.xx	xx.xx
Hair Coloring and Lightening	xx.xx	xx.xx	xx.xx	xx.xx	xx.xx	xx.xx	xx.xx
Makeup	xx.xx	xx.xx	xx.xx	xx.xx	xx.xx	xx.xx	xx.xx
Nail Cosmetics	xx.xx	xx.xx	xx.xx	xx.xx	xx.xx	xx.xx	xx.xx
Oral Care	xx.xx	xx.xx	xx.xx	xx.xx	xx.xx	xx.xx	xx.xx
Personal Fragrance	xx.xx	xx.xx	xx.xx	xx.xx	xx.xx	xx.xx	xx.xx
Shaving and Hair Removal	xx.xx	xx.xx	xx.xx	xx.xx	xx.xx	xx.xx	xx.xx
Skin Care	xx.xx	xx.xx	xx.xx	xx.xx	xx.xx	xx.xx	xx.xx
Sun and Tanning Care	xx.xx	xx.xx	xx.xx	xx.xx	xx.xx	xx.xx	xx.xx
Total	**xx.xx**	**xx.xx**	**xx.xx**	**xx.xx**	**xx.xx**	**xx.xx**	**xx.xx**

Table 561. BRICS Cosmetics ODM Market Size, by Skin Care, 2017-2032 (USD Million)

Skin Care	2023	2024	2025	2026	2027	2032	CAGR (%)
Anti-Aging and Tone Care	xx.xx	xx.xx	xx.xx	xx.xx	xx.xx	xx.xx	xx.xx
Facial Cleansing and Makeup Removal	xx.xx	xx.xx	xx.xx	xx.xx	xx.xx	xx.xx	xx.xx
Moisturizing and Skin Conditioning	xx.xx	xx.xx	xx.xx	xx.xx	xx.xx	xx.xx	xx.xx
Skin Exfoliation	xx.xx	xx.xx	xx.xx	xx.xx	xx.xx	xx.xx	xx.xx
Total	**xx.xx**	**xx.xx**	**xx.xx**	**xx.xx**	**xx.xx**	**xx.xx**	**xx.xx**

Table 562. BRICS Cosmetics ODM Market Size, by Makeup, 2017-2032 (USD Million)

Makeup	2023	2024	2025	2026	2027	2032	CAGR (%)
Body Makeup	xx.xx	xx.xx	xx.xx	xx.xx	xx.xx	xx.xx	xx.xx
Eye and Brow Cosmetics	xx.xx	xx.xx	xx.xx	xx.xx	xx.xx	xx.xx	xx.xx
Face Makeup	xx.xx	xx.xx	xx.xx	xx.xx	xx.xx	xx.xx	xx.xx
Lip Makeup	xx.xx	xx.xx	xx.xx	xx.xx	xx.xx	xx.xx	xx.xx
Total	**xx.xx**	**xx.xx**	**xx.xx**	**xx.xx**	**xx.xx**	**xx.xx**	**xx.xx**

Table 563. BRICS Cosmetics ODM Market Size, by Hair Care, 2017-2032 (USD Million)

Hair Care	2023	2024	2025	2026	2027	2032	CAGR (%)
Hair Cleansing	xx.xx	xx.xx	xx.xx	xx.xx	xx.xx	xx.xx	xx.xx
Hair Conditioning and Scalp Care	xx.xx	xx.xx	xx.xx	xx.xx	xx.xx	xx.xx	xx.xx
Hair Styling	xx.xx	xx.xx	xx.xx	xx.xx	xx.xx	xx.xx	xx.xx
Hair Texture Modification	xx.xx	xx.xx	xx.xx	xx.xx	xx.xx	xx.xx	xx.xx
Total	**xx.xx**	**xx.xx**	**xx.xx**	**xx.xx**	**xx.xx**	**xx.xx**	**xx.xx**

Table 564. BRICS Cosmetics ODM Market Size, by Sun and Tanning Care, 2017-2032 (USD Million)

Sun and Tanning Care	2023	2024	2025	2026	2027	2032	CAGR (%)
After-Sun Care	xx.xx	xx.xx	xx.xx	xx.xx	xx.xx	xx.xx	xx.xx
Sun Protection	xx.xx	xx.xx	xx.xx	xx.xx	xx.xx	xx.xx	xx.xx
Sun-Tanning Care	xx.xx	xx.xx	xx.xx	xx.xx	xx.xx	xx.xx	xx.xx
Sunless Tanning	xx.xx	xx.xx	xx.xx	xx.xx	xx.xx	xx.xx	xx.xx
Total	**xx.xx**	**xx.xx**	**xx.xx**	**xx.xx**	**xx.xx**	**xx.xx**	**xx.xx**

Table 565. BRICS Cosmetics ODM Market Size, by Nail Cosmetics, 2017-2032 (USD Million)

Nail Cosmetics	2023	2024	2025	2026	2027	2032	CAGR (%)
Nail and Cuticle Care	xx.xx	xx.xx	xx.xx	xx.xx	xx.xx	xx.xx	xx.xx
Nail Color and Coatings	xx.xx	xx.xx	xx.xx	xx.xx	xx.xx	xx.xx	xx.xx
Nail Enhancement and Adhesives	xx.xx	xx.xx	xx.xx	xx.xx	xx.xx	xx.xx	xx.xx
Nail Product Removers	xx.xx	xx.xx	xx.xx	xx.xx	xx.xx	xx.xx	xx.xx
Total	**xx.xx**	**xx.xx**	**xx.xx**	**xx.xx**	**xx.xx**	**xx.xx**	**xx.xx**

Table 566. BRICS Cosmetics ODM Market Size, by Bath and Body Cleansing, 2017-2032 (USD Million)

Bath and Body Cleansing	2023	2024	2025	2026	2027	2032	CAGR (%)
Bath Additives	xx.xx	xx.xx	xx.xx	xx.xx	xx.xx	xx.xx	xx.xx
Body Cleansers	xx.xx	xx.xx	xx.xx	xx.xx	xx.xx	xx.xx	xx.xx
Total	**xx.xx**	**xx.xx**	**xx.xx**	**xx.xx**	**xx.xx**	**xx.xx**	**xx.xx**

Table 567. BRICS Cosmetics ODM Market Size, by Hair Coloring and Lightening, 2017-2032 (USD Million)

Hair Coloring and Lightening	2023	2024	2025	2026	2027	2032	CAGR (%)
Hair Colorants	xx.xx	xx.xx	xx.xx	xx.xx	xx.xx	xx.xx	xx.xx
Hair Lighteners	xx.xx	xx.xx	xx.xx	xx.xx	xx.xx	xx.xx	xx.xx
Total	**xx.xx**	**xx.xx**	**xx.xx**	**xx.xx**	**xx.xx**	**xx.xx**	**xx.xx**

Table 568. BRICS Cosmetics ODM Market Size, by Oral Care, 2017-2032 (USD Million)

Oral Care	2023	2024	2025	2026	2027	2032	CAGR (%)
Dentifrices	xx.xx	xx.xx	xx.xx	xx.xx	xx.xx	xx.xx	xx.xx
Mouthwash and Breath Fresheners	xx.xx	xx.xx	xx.xx	xx.xx	xx.xx	xx.xx	xx.xx
Tooth Whitening	xx.xx	xx.xx	xx.xx	xx.xx	xx.xx	xx.xx	xx.xx
Total	**xx.xx**	**xx.xx**	**xx.xx**	**xx.xx**	**xx.xx**	**xx.xx**	**xx.xx**

Table 569. BRICS Cosmetics ODM Market Size, by Deodorants and Antiperspirants, 2017-2032 (USD Million)

Deodorants and Antiperspirants	2023	2024	2025	2026	2027	2032	CAGR (%)
Antiperspirants	xx.xx	xx.xx	xx.xx	xx.xx	xx.xx	xx.xx	xx.xx
Deodorants	xx.xx	xx.xx	xx.xx	xx.xx	xx.xx	xx.xx	xx.xx
Total	**xx.xx**	**xx.xx**	**xx.xx**	**xx.xx**	**xx.xx**	**xx.xx**	**xx.xx**

Table 570. BRICS Cosmetics ODM Market Size, by Shaving and Hair Removal, 2017-2032 (USD Million)

Shaving and Hair Removal	2023	2024	2025	2026	2027	2032	CAGR (%)
Hair Removal	xx.xx	xx.xx	xx.xx	xx.xx	xx.xx	xx.xx	xx.xx
Shaving Care	xx.xx	xx.xx	xx.xx	xx.xx	xx.xx	xx.xx	xx.xx
Total	**xx.xx**	**xx.xx**	**xx.xx**	**xx.xx**	**xx.xx**	**xx.xx**	**xx.xx**

Table 571. BRICS Cosmetics ODM Market Size, by Product Format, 2017-2032 (USD Million)

Product Format	2023	2024	2025	2026	2027	2032	CAGR (%)
Coherent Solids	xx.xx	xx.xx	xx.xx	xx.xx	xx.xx	xx.xx	xx.xx
Cosmetic-Bearing Substrates	xx.xx	xx.xx	xx.xx	xx.xx	xx.xx	xx.xx	xx.xx
Foams and Mousses	xx.xx	xx.xx	xx.xx	xx.xx	xx.xx	xx.xx	xx.xx
Liquids	xx.xx	xx.xx	xx.xx	xx.xx	xx.xx	xx.xx	xx.xx
Loose Powders and Granules	xx.xx	xx.xx	xx.xx	xx.xx	xx.xx	xx.xx	xx.xx
Semisolids	xx.xx	xx.xx	xx.xx	xx.xx	xx.xx	xx.xx	xx.xx
Total	**xx.xx**	**xx.xx**	**xx.xx**	**xx.xx**	**xx.xx**	**xx.xx**	**xx.xx**

Table 572. BRICS Cosmetics ODM Market Size, by Semisolids, 2017-2032 (USD Million)

Semisolids	2023	2024	2025	2026	2027	2032	CAGR (%)
Balms and Pastes	xx.xx	xx.xx	xx.xx	xx.xx	xx.xx	xx.xx	xx.xx
Creams and Lotions	xx.xx	xx.xx	xx.xx	xx.xx	xx.xx	xx.xx	xx.xx
Gels	xx.xx	xx.xx	xx.xx	xx.xx	xx.xx	xx.xx	xx.xx
Total	**xx.xx**	**xx.xx**	**xx.xx**	**xx.xx**	**xx.xx**	**xx.xx**	**xx.xx**

Table 573. BRICS Cosmetics ODM Market Size, by Coherent Solids, 2017-2032 (USD Million)

Coherent Solids	2023	2024	2025	2026	2027	2032	CAGR (%)
Bars, Sticks, and Tablets	xx.xx	xx.xx	xx.xx	xx.xx	xx.xx	xx.xx	xx.xx
Pressed Powders	xx.xx	xx.xx	xx.xx	xx.xx	xx.xx	xx.xx	xx.xx
Solid Cosmetic Films	xx.xx	xx.xx	xx.xx	xx.xx	xx.xx	xx.xx	xx.xx
Total	**xx.xx**	**xx.xx**	**xx.xx**	**xx.xx**	**xx.xx**	**xx.xx**	**xx.xx**

Table 574. BRICS Cosmetics ODM Market Size, by Cosmetic-Bearing Substrates, 2017-2032 (USD Million)

Cosmetic-Bearing Substrates	2023	2024	2025	2026	2027	2032	CAGR (%)
Cosmetic-Bearing Masks and Patches	xx.xx	xx.xx	xx.xx	xx.xx	xx.xx	xx.xx	xx.xx
Cosmetic-Bearing Wipes and Pads	xx.xx	xx.xx	xx.xx	xx.xx	xx.xx	xx.xx	xx.xx
Total	**xx.xx**	**xx.xx**	**xx.xx**	**xx.xx**	**xx.xx**	**xx.xx**	**xx.xx**

Table 575. BRICS Cosmetics ODM Market Size, by Formulation Water Basis, 2017-2032 (USD Million)

Formulation Water Basis	2023	2024	2025	2026	2027	2032	CAGR (%)
Anhydrous Formulations	xx.xx	xx.xx	xx.xx	xx.xx	xx.xx	xx.xx	xx.xx
Water-Containing Formulations	xx.xx	xx.xx	xx.xx	xx.xx	xx.xx	xx.xx	xx.xx
Total	**xx.xx**	**xx.xx**	**xx.xx**	**xx.xx**	**xx.xx**	**xx.xx**	**xx.xx**

Table 576. BRICS Cosmetics ODM Market Size, by Usage Setting, 2017-2032 (USD Million)

Usage Setting	2023	2024	2025	2026	2027	2032	CAGR (%)
Hospitality and Institutional Amenities	xx.xx	xx.xx	xx.xx	xx.xx	xx.xx	xx.xx	xx.xx
Personal and Take-Home Use	xx.xx	xx.xx	xx.xx	xx.xx	xx.xx	xx.xx	xx.xx
Professional Treatment Use	xx.xx	xx.xx	xx.xx	xx.xx	xx.xx	xx.xx	xx.xx
Total	**xx.xx**	**xx.xx**	**xx.xx**	**xx.xx**	**xx.xx**	**xx.xx**	**xx.xx**

Table 577. BRICS Cosmetics ODM Market Size, by Commissioning Buyer, 2017-2032 (USD Million)

Commissioning Buyer	2023	2024	2025	2026	2027	2032	CAGR (%)
Beauty and Personal Care Brand Operators	xx.xx	xx.xx	xx.xx	xx.xx	xx.xx	xx.xx	xx.xx
Hospitality and Institutional Amenity Operators	xx.xx	xx.xx	xx.xx	xx.xx	xx.xx	xx.xx	xx.xx
Importer and Distributor Brand Operators	xx.xx	xx.xx	xx.xx	xx.xx	xx.xx	xx.xx	xx.xx
Professional Beauty Businesses	xx.xx	xx.xx	xx.xx	xx.xx	xx.xx	xx.xx	xx.xx
Retailer Private-Label Operators	xx.xx	xx.xx	xx.xx	xx.xx	xx.xx	xx.xx	xx.xx
Total	**xx.xx**	**xx.xx**	**xx.xx**	**xx.xx**	**xx.xx**	**xx.xx**	**xx.xx**

Table 578. BRICS Cosmetics ODM Market Size, by Supply Completion, 2017-2032 (USD Million)

Supply Completion	2023	2024	2025	2026	2027	2032	CAGR (%)
Bulk Cosmetic Supply	xx.xx	xx.xx	xx.xx	xx.xx	xx.xx	xx.xx	xx.xx
Filled Primary Packaging	xx.xx	xx.xx	xx.xx	xx.xx	xx.xx	xx.xx	xx.xx
Market-Ready Products	xx.xx	xx.xx	xx.xx	xx.xx	xx.xx	xx.xx	xx.xx
Total	**xx.xx**	**xx.xx**	**xx.xx**	**xx.xx**	**xx.xx**	**xx.xx**	**xx.xx**

Table 579. BRICS Cosmetics ODM Market Size, by Manufacturing Execution, 2017-2032 (USD Million)

Manufacturing Execution	2023	2024	2025	2026	2027	2032	CAGR (%)
Hybrid Manufacturing	xx.xx	xx.xx	xx.xx	xx.xx	xx.xx	xx.xx	xx.xx
ODM-Controlled Manufacturing	xx.xx	xx.xx	xx.xx	xx.xx	xx.xx	xx.xx	xx.xx
Partner-Executed Manufacturing	xx.xx	xx.xx	xx.xx	xx.xx	xx.xx	xx.xx	xx.xx
Total	**xx.xx**	**xx.xx**	**xx.xx**	**xx.xx**	**xx.xx**	**xx.xx**	**xx.xx**

Table 580. BRICS Cosmetics ODM Market Size, by Procurement Channel, 2017-2032 (USD Million)

Procurement Channel	2023	2024	2025	2026	2027	2032	CAGR (%)
Direct ODM Engagement	xx.xx	xx.xx	xx.xx	xx.xx	xx.xx	xx.xx	xx.xx
Intermediary-Managed Procurement	xx.xx	xx.xx	xx.xx	xx.xx	xx.xx	xx.xx	xx.xx
Total	**xx.xx**	**xx.xx**	**xx.xx**	**xx.xx**	**xx.xx**	**xx.xx**	**xx.xx**

Table 581. BRICS Cosmetics ODM Market Size, by Target Price Tier, 2017-2032 (USD Million)

Target Price Tier	2023	2024	2025	2026	2027	2032	CAGR (%)
Entry Prestige	xx.xx	xx.xx	xx.xx	xx.xx	xx.xx	xx.xx	xx.xx
Mass Market	xx.xx	xx.xx	xx.xx	xx.xx	xx.xx	xx.xx	xx.xx
Masstige	xx.xx	xx.xx	xx.xx	xx.xx	xx.xx	xx.xx	xx.xx
Prestige	xx.xx	xx.xx	xx.xx	xx.xx	xx.xx	xx.xx	xx.xx
True Luxury	xx.xx	xx.xx	xx.xx	xx.xx	xx.xx	xx.xx	xx.xx
Ultra-Luxury	xx.xx	xx.xx	xx.xx	xx.xx	xx.xx	xx.xx	xx.xx
Total	**xx.xx**	**xx.xx**	**xx.xx**	**xx.xx**	**xx.xx**	**xx.xx**	**xx.xx**

Table 582. BRICS Cosmetics ODM Market Size, by Development Model, 2017-2032 (USD Million)

Development Model	2023	2024	2025	2026	2027	2032	CAGR (%)
Catalog Formula Adoption	xx.xx	xx.xx	xx.xx	xx.xx	xx.xx	xx.xx	xx.xx
Custom Formula Development	xx.xx	xx.xx	xx.xx	xx.xx	xx.xx	xx.xx	xx.xx
Existing Formula Adaptation	xx.xx	xx.xx	xx.xx	xx.xx	xx.xx	xx.xx	xx.xx
Total	**xx.xx**	**xx.xx**	**xx.xx**	**xx.xx**	**xx.xx**	**xx.xx**	**xx.xx**

Table 583. BRICS Cosmetics ODM Market Size, by Formula Ownership, 2017-2032 (USD Million)

Formula Ownership	2023	2024	2025	2026	2027	2032	CAGR (%)
Buyer-Owned	xx.xx	xx.xx	xx.xx	xx.xx	xx.xx	xx.xx	xx.xx
Jointly Owned	xx.xx	xx.xx	xx.xx	xx.xx	xx.xx	xx.xx	xx.xx
ODM-Owned	xx.xx	xx.xx	xx.xx	xx.xx	xx.xx	xx.xx	xx.xx
Third-Party-Owned	xx.xx	xx.xx	xx.xx	xx.xx	xx.xx	xx.xx	xx.xx
Total	**xx.xx**	**xx.xx**	**xx.xx**	**xx.xx**	**xx.xx**	**xx.xx**	**xx.xx**

Table 584. BRICS Cosmetics ODM Market Size, by Regulatory Pathway, 2017-2032 (USD Million)

Regulatory Pathway	2023	2024	2025	2026	2027	2032	CAGR (%)
Consumer-Product Soap	xx.xx	xx.xx	xx.xx	xx.xx	xx.xx	xx.xx	xx.xx
Drug and Quasi-Drug Crossover	xx.xx	xx.xx	xx.xx	xx.xx	xx.xx	xx.xx	xx.xx
Special and Functional Cosmetics	xx.xx	xx.xx	xx.xx	xx.xx	xx.xx	xx.xx	xx.xx
Standard Cosmetics	xx.xx	xx.xx	xx.xx	xx.xx	xx.xx	xx.xx	xx.xx
Total	**xx.xx**	**xx.xx**	**xx.xx**	**xx.xx**	**xx.xx**	**xx.xx**	**xx.xx**

Table 585. BRICS Cosmetics ODM Market Size, by Natural and Organic Status, 2017-2032 (USD Million)

Natural and Organic Status	2023	2024	2025	2026	2027	2032	CAGR (%)
Natural Certification	xx.xx	xx.xx	xx.xx	xx.xx	xx.xx	xx.xx	xx.xx
No Natural or Organic Positioning	xx.xx	xx.xx	xx.xx	xx.xx	xx.xx	xx.xx	xx.xx
Organic Certification	xx.xx	xx.xx	xx.xx	xx.xx	xx.xx	xx.xx	xx.xx
Uncertified Natural or Organic Claims	xx.xx	xx.xx	xx.xx	xx.xx	xx.xx	xx.xx	xx.xx
Total	**xx.xx**	**xx.xx**	**xx.xx**	**xx.xx**	**xx.xx**	**xx.xx**	**xx.xx**

21.4. European Union

Table 586. European Union Cosmetics ODM Market, by Country growth contribution, 2025-2032

Category	2025 value (USD Million)	2032 value (USD Million)	Added value (USD Million)	2025 share (%)	2032 share (%)	Change (pp)	Growth share (%)	CAGR (%)
Austria	xx.xx	xx.xx	xx.xx	xx.xx	xx.xx	xx.xx	xx.xx	xx.xx
Belgium	xx.xx	xx.xx	xx.xx	xx.xx	xx.xx	xx.xx	xx.xx	xx.xx
Bulgaria	xx.xx	xx.xx	xx.xx	xx.xx	xx.xx	xx.xx	xx.xx	xx.xx
Croatia	xx.xx	xx.xx	xx.xx	xx.xx	xx.xx	xx.xx	xx.xx	xx.xx
Cyprus	xx.xx	xx.xx	xx.xx	xx.xx	xx.xx	xx.xx	xx.xx	xx.xx
Czech Republic	xx.xx	xx.xx	xx.xx	xx.xx	xx.xx	xx.xx	xx.xx	xx.xx
Denmark	xx.xx	xx.xx	xx.xx	xx.xx	xx.xx	xx.xx	xx.xx	xx.xx
Estonia	xx.xx	xx.xx	xx.xx	xx.xx	xx.xx	xx.xx	xx.xx	xx.xx
Finland	xx.xx	xx.xx	xx.xx	xx.xx	xx.xx	xx.xx	xx.xx	xx.xx
France	xx.xx	xx.xx	xx.xx	xx.xx	xx.xx	xx.xx	xx.xx	xx.xx
Germany	xx.xx	xx.xx	xx.xx	xx.xx	xx.xx	xx.xx	xx.xx	xx.xx
Greece	xx.xx	xx.xx	xx.xx	xx.xx	xx.xx	xx.xx	xx.xx	xx.xx
Hungary	xx.xx	xx.xx	xx.xx	xx.xx	xx.xx	xx.xx	xx.xx	xx.xx
Ireland	xx.xx	xx.xx	xx.xx	xx.xx	xx.xx	xx.xx	xx.xx	xx.xx
Italy	xx.xx	xx.xx	xx.xx	xx.xx	xx.xx	xx.xx	xx.xx	xx.xx
Latvia	xx.xx	xx.xx	xx.xx	xx.xx	xx.xx	xx.xx	xx.xx	xx.xx
Lithuania	xx.xx	xx.xx	xx.xx	xx.xx	xx.xx	xx.xx	xx.xx	xx.xx
Luxembourg	xx.xx	xx.xx	xx.xx	xx.xx	xx.xx	xx.xx	xx.xx	xx.xx
Malta	xx.xx	xx.xx	xx.xx	xx.xx	xx.xx	xx.xx	xx.xx	xx.xx
Netherlands	xx.xx	xx.xx	xx.xx	xx.xx	xx.xx	xx.xx	xx.xx	xx.xx
Poland	xx.xx	xx.xx	xx.xx	xx.xx	xx.xx	xx.xx	xx.xx	xx.xx
Portugal	xx.xx	xx.xx	xx.xx	xx.xx	xx.xx	xx.xx	xx.xx	xx.xx
Romania	xx.xx	xx.xx	xx.xx	xx.xx	xx.xx	xx.xx	xx.xx	xx.xx
Slovakia	xx.xx	xx.xx	xx.xx	xx.xx	xx.xx	xx.xx	xx.xx	xx.xx
Slovenia	xx.xx	xx.xx	xx.xx	xx.xx	xx.xx	xx.xx	xx.xx	xx.xx
Spain	xx.xx	xx.xx	xx.xx	xx.xx	xx.xx	xx.xx	xx.xx	xx.xx
Sweden	xx.xx	xx.xx	xx.xx	xx.xx	xx.xx	xx.xx	xx.xx	xx.xx
Scope total	**xx.xx**	**xx.xx**	**xx.xx**	**xx.xx**	**xx.xx**	**xx.xx**	**xx.xx**	**xx.xx**

Table 587. European Union Cosmetics ODM Market Size, by Group, 2017-2032 (USD Million)

Group	2023	2024	2025	2026	2027	2032	CAGR (%)
Austria	xx.xx	xx.xx	xx.xx	xx.xx	xx.xx	xx.xx	xx.xx
Belgium	xx.xx	xx.xx	xx.xx	xx.xx	xx.xx	xx.xx	xx.xx
Bulgaria	xx.xx	xx.xx	xx.xx	xx.xx	xx.xx	xx.xx	xx.xx
Croatia	xx.xx	xx.xx	xx.xx	xx.xx	xx.xx	xx.xx	xx.xx
Cyprus	xx.xx	xx.xx	xx.xx	xx.xx	xx.xx	xx.xx	xx.xx
Czech Republic	xx.xx	xx.xx	xx.xx	xx.xx	xx.xx	xx.xx	xx.xx
Denmark	xx.xx	xx.xx	xx.xx	xx.xx	xx.xx	xx.xx	xx.xx
Estonia	xx.xx	xx.xx	xx.xx	xx.xx	xx.xx	xx.xx	xx.xx
Finland	xx.xx	xx.xx	xx.xx	xx.xx	xx.xx	xx.xx	xx.xx
France	xx.xx	xx.xx	xx.xx	xx.xx	xx.xx	xx.xx	xx.xx
Germany	xx.xx	xx.xx	xx.xx	xx.xx	xx.xx	xx.xx	xx.xx
Greece	xx.xx	xx.xx	xx.xx	xx.xx	xx.xx	xx.xx	xx.xx
Hungary	xx.xx	xx.xx	xx.xx	xx.xx	xx.xx	xx.xx	xx.xx
Ireland	xx.xx	xx.xx	xx.xx	xx.xx	xx.xx	xx.xx	xx.xx
Italy	xx.xx	xx.xx	xx.xx	xx.xx	xx.xx	xx.xx	xx.xx
Latvia	xx.xx	xx.xx	xx.xx	xx.xx	xx.xx	xx.xx	xx.xx
Lithuania	xx.xx	xx.xx	xx.xx	xx.xx	xx.xx	xx.xx	xx.xx
Luxembourg	xx.xx	xx.xx	xx.xx	xx.xx	xx.xx	xx.xx	xx.xx
Malta	xx.xx	xx.xx	xx.xx	xx.xx	xx.xx	xx.xx	xx.xx
Netherlands	xx.xx	xx.xx	xx.xx	xx.xx	xx.xx	xx.xx	xx.xx
Poland	xx.xx	xx.xx	xx.xx	xx.xx	xx.xx	xx.xx	xx.xx
Portugal	xx.xx	xx.xx	xx.xx	xx.xx	xx.xx	xx.xx	xx.xx
Romania	xx.xx	xx.xx	xx.xx	xx.xx	xx.xx	xx.xx	xx.xx
Slovakia	xx.xx	xx.xx	xx.xx	xx.xx	xx.xx	xx.xx	xx.xx
Slovenia	xx.xx	xx.xx	xx.xx	xx.xx	xx.xx	xx.xx	xx.xx
Spain	xx.xx	xx.xx	xx.xx	xx.xx	xx.xx	xx.xx	xx.xx
Sweden	xx.xx	xx.xx	xx.xx	xx.xx	xx.xx	xx.xx	xx.xx

Table 588. European Union Cosmetics ODM Market Size, by Product Category, 2017-2032 (USD Million)

Product Category	2023	2024	2025	2026	2027	2032	CAGR (%)
Bath and Body Cleansing	xx.xx	xx.xx	xx.xx	xx.xx	xx.xx	xx.xx	xx.xx
Deodorants and Antiperspirants	xx.xx	xx.xx	xx.xx	xx.xx	xx.xx	xx.xx	xx.xx
External Intimate Care	xx.xx	xx.xx	xx.xx	xx.xx	xx.xx	xx.xx	xx.xx
Hair Care	xx.xx	xx.xx	xx.xx	xx.xx	xx.xx	xx.xx	xx.xx
Hair Coloring and Lightening	xx.xx	xx.xx	xx.xx	xx.xx	xx.xx	xx.xx	xx.xx
Makeup	xx.xx	xx.xx	xx.xx	xx.xx	xx.xx	xx.xx	xx.xx
Nail Cosmetics	xx.xx	xx.xx	xx.xx	xx.xx	xx.xx	xx.xx	xx.xx
Oral Care	xx.xx	xx.xx	xx.xx	xx.xx	xx.xx	xx.xx	xx.xx
Personal Fragrance	xx.xx	xx.xx	xx.xx	xx.xx	xx.xx	xx.xx	xx.xx
Shaving and Hair Removal	xx.xx	xx.xx	xx.xx	xx.xx	xx.xx	xx.xx	xx.xx
Skin Care	xx.xx	xx.xx	xx.xx	xx.xx	xx.xx	xx.xx	xx.xx
Sun and Tanning Care	xx.xx	xx.xx	xx.xx	xx.xx	xx.xx	xx.xx	xx.xx
Total	**xx.xx**	**xx.xx**	**xx.xx**	**xx.xx**	**xx.xx**	**xx.xx**	**xx.xx**

Table 589. European Union Cosmetics ODM Market Size, by Skin Care, 2017-2032 (USD Million)

Skin Care	2023	2024	2025	2026	2027	2032	CAGR (%)
Anti-Aging and Tone Care	xx.xx	xx.xx	xx.xx	xx.xx	xx.xx	xx.xx	xx.xx
Facial Cleansing and Makeup Removal	xx.xx	xx.xx	xx.xx	xx.xx	xx.xx	xx.xx	xx.xx
Moisturizing and Skin Conditioning	xx.xx	xx.xx	xx.xx	xx.xx	xx.xx	xx.xx	xx.xx
Skin Exfoliation	xx.xx	xx.xx	xx.xx	xx.xx	xx.xx	xx.xx	xx.xx
Total	**xx.xx**	**xx.xx**	**xx.xx**	**xx.xx**	**xx.xx**	**xx.xx**	**xx.xx**

Table 590. European Union Cosmetics ODM Market Size, by Makeup, 2017-2032 (USD Million)

Makeup	2023	2024	2025	2026	2027	2032	CAGR (%)
Body Makeup	xx.xx	xx.xx	xx.xx	xx.xx	xx.xx	xx.xx	xx.xx
Eye and Brow Cosmetics	xx.xx	xx.xx	xx.xx	xx.xx	xx.xx	xx.xx	xx.xx
Face Makeup	xx.xx	xx.xx	xx.xx	xx.xx	xx.xx	xx.xx	xx.xx
Lip Makeup	xx.xx	xx.xx	xx.xx	xx.xx	xx.xx	xx.xx	xx.xx
Total	**xx.xx**	**xx.xx**	**xx.xx**	**xx.xx**	**xx.xx**	**xx.xx**	**xx.xx**

Table 591. European Union Cosmetics ODM Market Size, by Hair Care, 2017-2032 (USD Million)

Hair Care	2023	2024	2025	2026	2027	2032	CAGR (%)
Hair Cleansing	xx.xx	xx.xx	xx.xx	xx.xx	xx.xx	xx.xx	xx.xx
Hair Conditioning and Scalp Care	xx.xx	xx.xx	xx.xx	xx.xx	xx.xx	xx.xx	xx.xx
Hair Styling	xx.xx	xx.xx	xx.xx	xx.xx	xx.xx	xx.xx	xx.xx
Hair Texture Modification	xx.xx	xx.xx	xx.xx	xx.xx	xx.xx	xx.xx	xx.xx
Total	**xx.xx**	**xx.xx**	**xx.xx**	**xx.xx**	**xx.xx**	**xx.xx**	**xx.xx**

Table 592. European Union Cosmetics ODM Market Size, by Sun and Tanning Care, 2017-2032 (USD Million)

Sun and Tanning Care	2023	2024	2025	2026	2027	2032	CAGR (%)
After-Sun Care	xx.xx	xx.xx	xx.xx	xx.xx	xx.xx	xx.xx	xx.xx
Sun Protection	xx.xx	xx.xx	xx.xx	xx.xx	xx.xx	xx.xx	xx.xx
Sun-Tanning Care	xx.xx	xx.xx	xx.xx	xx.xx	xx.xx	xx.xx	xx.xx
Sunless Tanning	xx.xx	xx.xx	xx.xx	xx.xx	xx.xx	xx.xx	xx.xx
Total	**xx.xx**	**xx.xx**	**xx.xx**	**xx.xx**	**xx.xx**	**xx.xx**	**xx.xx**

Table 593. European Union Cosmetics ODM Market Size, by Nail Cosmetics, 2017-2032 (USD Million)

Nail Cosmetics	2023	2024	2025	2026	2027	2032	CAGR (%)
Nail and Cuticle Care	xx.xx	xx.xx	xx.xx	xx.xx	xx.xx	xx.xx	xx.xx
Nail Color and Coatings	xx.xx	xx.xx	xx.xx	xx.xx	xx.xx	xx.xx	xx.xx
Nail Enhancement and Adhesives	xx.xx	xx.xx	xx.xx	xx.xx	xx.xx	xx.xx	xx.xx
Nail Product Removers	xx.xx	xx.xx	xx.xx	xx.xx	xx.xx	xx.xx	xx.xx
Total	**xx.xx**	**xx.xx**	**xx.xx**	**xx.xx**	**xx.xx**	**xx.xx**	**xx.xx**

Table 594. European Union Cosmetics ODM Market Size, by Bath and Body Cleansing, 2017-2032 (USD Million)

Bath and Body Cleansing	2023	2024	2025	2026	2027	2032	CAGR (%)
Bath Additives	xx.xx	xx.xx	xx.xx	xx.xx	xx.xx	xx.xx	xx.xx
Body Cleansers	xx.xx	xx.xx	xx.xx	xx.xx	xx.xx	xx.xx	xx.xx
Total	**xx.xx**	**xx.xx**	**xx.xx**	**xx.xx**	**xx.xx**	**xx.xx**	**xx.xx**

Table 595. European Union Cosmetics ODM Market Size, by Hair Coloring and Lightening, 2017-2032 (USD Million)

Hair Coloring and Lightening	2023	2024	2025	2026	2027	2032	CAGR (%)
Hair Colorants	xx.xx	xx.xx	xx.xx	xx.xx	xx.xx	xx.xx	xx.xx
Hair Lighteners	xx.xx	xx.xx	xx.xx	xx.xx	xx.xx	xx.xx	xx.xx
Total	**xx.xx**	**xx.xx**	**xx.xx**	**xx.xx**	**xx.xx**	**xx.xx**	**xx.xx**

Table 596. European Union Cosmetics ODM Market Size, by Oral Care, 2017-2032 (USD Million)

Oral Care	2023	2024	2025	2026	2027	2032	CAGR (%)
Dentifrices	xx.xx	xx.xx	xx.xx	xx.xx	xx.xx	xx.xx	xx.xx
Mouthwash and Breath Fresheners	xx.xx	xx.xx	xx.xx	xx.xx	xx.xx	xx.xx	xx.xx
Tooth Whitening	xx.xx	xx.xx	xx.xx	xx.xx	xx.xx	xx.xx	xx.xx
Total	**xx.xx**	**xx.xx**	**xx.xx**	**xx.xx**	**xx.xx**	**xx.xx**	**xx.xx**

Table 597. European Union Cosmetics ODM Market Size, by Deodorants and Antiperspirants, 2017-2032 (USD Million)

Deodorants and Antiperspirants	2023	2024	2025	2026	2027	2032	CAGR (%)
Antiperspirants	xx.xx	xx.xx	xx.xx	xx.xx	xx.xx	xx.xx	xx.xx
Deodorants	xx.xx	xx.xx	xx.xx	xx.xx	xx.xx	xx.xx	xx.xx
Total	**xx.xx**	**xx.xx**	**xx.xx**	**xx.xx**	**xx.xx**	**xx.xx**	**xx.xx**

Table 598. European Union Cosmetics ODM Market Size, by Shaving and Hair Removal, 2017-2032 (USD Million)

Shaving and Hair Removal	2023	2024	2025	2026	2027	2032	CAGR (%)
Hair Removal	xx.xx	xx.xx	xx.xx	xx.xx	xx.xx	xx.xx	xx.xx
Shaving Care	xx.xx	xx.xx	xx.xx	xx.xx	xx.xx	xx.xx	xx.xx
Total	**xx.xx**	**xx.xx**	**xx.xx**	**xx.xx**	**xx.xx**	**xx.xx**	**xx.xx**

Table 599. European Union Cosmetics ODM Market Size, by Product Format, 2017-2032 (USD Million)

Product Format	2023	2024	2025	2026	2027	2032	CAGR (%)
Coherent Solids	xx.xx	xx.xx	xx.xx	xx.xx	xx.xx	xx.xx	xx.xx
Cosmetic-Bearing Substrates	xx.xx	xx.xx	xx.xx	xx.xx	xx.xx	xx.xx	xx.xx
Foams and Mousses	xx.xx	xx.xx	xx.xx	xx.xx	xx.xx	xx.xx	xx.xx
Liquids	xx.xx	xx.xx	xx.xx	xx.xx	xx.xx	xx.xx	xx.xx
Loose Powders and Granules	xx.xx	xx.xx	xx.xx	xx.xx	xx.xx	xx.xx	xx.xx
Semisolids	xx.xx	xx.xx	xx.xx	xx.xx	xx.xx	xx.xx	xx.xx
Total	**xx.xx**	**xx.xx**	**xx.xx**	**xx.xx**	**xx.xx**	**xx.xx**	**xx.xx**

Table 600. European Union Cosmetics ODM Market Size, by Semisolids, 2017-2032 (USD Million)

Semisolids	2023	2024	2025	2026	2027	2032	CAGR (%)
Balms and Pastes	xx.xx	xx.xx	xx.xx	xx.xx	xx.xx	xx.xx	xx.xx
Creams and Lotions	xx.xx	xx.xx	xx.xx	xx.xx	xx.xx	xx.xx	xx.xx
Gels	xx.xx	xx.xx	xx.xx	xx.xx	xx.xx	xx.xx	xx.xx
Total	**xx.xx**	**xx.xx**	**xx.xx**	**xx.xx**	**xx.xx**	**xx.xx**	**xx.xx**

Table 601. European Union Cosmetics ODM Market Size, by Coherent Solids, 2017-2032 (USD Million)

Coherent Solids	2023	2024	2025	2026	2027	2032	CAGR (%)
Bars, Sticks, and Tablets	xx.xx	xx.xx	xx.xx	xx.xx	xx.xx	xx.xx	xx.xx
Pressed Powders	xx.xx	xx.xx	xx.xx	xx.xx	xx.xx	xx.xx	xx.xx
Solid Cosmetic Films	xx.xx	xx.xx	xx.xx	xx.xx	xx.xx	xx.xx	xx.xx
Total	**xx.xx**	**xx.xx**	**xx.xx**	**xx.xx**	**xx.xx**	**xx.xx**	**xx.xx**

Table 602. European Union Cosmetics ODM Market Size, by Cosmetic-Bearing Substrates, 2017-2032 (USD Million)

Cosmetic-Bearing Substrates	2023	2024	2025	2026	2027	2032	CAGR (%)
Cosmetic-Bearing Masks and Patches	xx.xx	xx.xx	xx.xx	xx.xx	xx.xx	xx.xx	xx.xx
Cosmetic-Bearing Wipes and Pads	xx.xx	xx.xx	xx.xx	xx.xx	xx.xx	xx.xx	xx.xx
Total	**xx.xx**	**xx.xx**	**xx.xx**	**xx.xx**	**xx.xx**	**xx.xx**	**xx.xx**

Table 603. European Union Cosmetics ODM Market Size, by Formulation Water Basis, 2017-2032 (USD Million)

Formulation Water Basis	2023	2024	2025	2026	2027	2032	CAGR (%)
Anhydrous Formulations	xx.xx	xx.xx	xx.xx	xx.xx	xx.xx	xx.xx	xx.xx
Water-Containing Formulations	xx.xx	xx.xx	xx.xx	xx.xx	xx.xx	xx.xx	xx.xx
Total	**xx.xx**	**xx.xx**	**xx.xx**	**xx.xx**	**xx.xx**	**xx.xx**	**xx.xx**

Table 604. European Union Cosmetics ODM Market Size, by Usage Setting, 2017-2032 (USD Million)

Usage Setting	2023	2024	2025	2026	2027	2032	CAGR (%)
Hospitality and Institutional Amenities	xx.xx	xx.xx	xx.xx	xx.xx	xx.xx	xx.xx	xx.xx
Personal and Take-Home Use	xx.xx	xx.xx	xx.xx	xx.xx	xx.xx	xx.xx	xx.xx
Professional Treatment Use	xx.xx	xx.xx	xx.xx	xx.xx	xx.xx	xx.xx	xx.xx
Total	**xx.xx**	**xx.xx**	**xx.xx**	**xx.xx**	**xx.xx**	**xx.xx**	**xx.xx**

Table 605. European Union Cosmetics ODM Market Size, by Commissioning Buyer, 2017-2032 (USD Million)

Commissioning Buyer	2023	2024	2025	2026	2027	2032	CAGR (%)
Beauty and Personal Care Brand Operators	xx.xx	xx.xx	xx.xx	xx.xx	xx.xx	xx.xx	xx.xx
Hospitality and Institutional Amenity Operators	xx.xx	xx.xx	xx.xx	xx.xx	xx.xx	xx.xx	xx.xx
Importer and Distributor Brand Operators	xx.xx	xx.xx	xx.xx	xx.xx	xx.xx	xx.xx	xx.xx
Professional Beauty Businesses	xx.xx	xx.xx	xx.xx	xx.xx	xx.xx	xx.xx	xx.xx
Retailer Private-Label Operators	xx.xx	xx.xx	xx.xx	xx.xx	xx.xx	xx.xx	xx.xx
Total	**xx.xx**	**xx.xx**	**xx.xx**	**xx.xx**	**xx.xx**	**xx.xx**	**xx.xx**

Table 606. European Union Cosmetics ODM Market Size, by Supply Completion, 2017-2032 (USD Million)

Supply Completion	2023	2024	2025	2026	2027	2032	CAGR (%)
Bulk Cosmetic Supply	xx.xx	xx.xx	xx.xx	xx.xx	xx.xx	xx.xx	xx.xx
Filled Primary Packaging	xx.xx	xx.xx	xx.xx	xx.xx	xx.xx	xx.xx	xx.xx
Market-Ready Products	xx.xx	xx.xx	xx.xx	xx.xx	xx.xx	xx.xx	xx.xx
Total	**xx.xx**	**xx.xx**	**xx.xx**	**xx.xx**	**xx.xx**	**xx.xx**	**xx.xx**

Table 607. European Union Cosmetics ODM Market Size, by Manufacturing Execution, 2017-2032 (USD Million)

Manufacturing Execution	2023	2024	2025	2026	2027	2032	CAGR (%)
Hybrid Manufacturing	xx.xx	xx.xx	xx.xx	xx.xx	xx.xx	xx.xx	xx.xx
ODM-Controlled Manufacturing	xx.xx	xx.xx	xx.xx	xx.xx	xx.xx	xx.xx	xx.xx
Partner-Executed Manufacturing	xx.xx	xx.xx	xx.xx	xx.xx	xx.xx	xx.xx	xx.xx
Total	**xx.xx**	**xx.xx**	**xx.xx**	**xx.xx**	**xx.xx**	**xx.xx**	**xx.xx**

Table 608. European Union Cosmetics ODM Market Size, by Procurement Channel, 2017-2032 (USD Million)

Procurement Channel	2023	2024	2025	2026	2027	2032	CAGR (%)
Direct ODM Engagement	xx.xx	xx.xx	xx.xx	xx.xx	xx.xx	xx.xx	xx.xx
Intermediary-Managed Procurement	xx.xx	xx.xx	xx.xx	xx.xx	xx.xx	xx.xx	xx.xx
Total	**xx.xx**	**xx.xx**	**xx.xx**	**xx.xx**	**xx.xx**	**xx.xx**	**xx.xx**

Table 609. European Union Cosmetics ODM Market Size, by Target Price Tier, 2017-2032 (USD Million)

Target Price Tier	2023	2024	2025	2026	2027	2032	CAGR (%)
Entry Prestige	xx.xx	xx.xx	xx.xx	xx.xx	xx.xx	xx.xx	xx.xx
Mass Market	xx.xx	xx.xx	xx.xx	xx.xx	xx.xx	xx.xx	xx.xx
Masstige	xx.xx	xx.xx	xx.xx	xx.xx	xx.xx	xx.xx	xx.xx
Prestige	xx.xx	xx.xx	xx.xx	xx.xx	xx.xx	xx.xx	xx.xx
True Luxury	xx.xx	xx.xx	xx.xx	xx.xx	xx.xx	xx.xx	xx.xx
Ultra-Luxury	xx.xx	xx.xx	xx.xx	xx.xx	xx.xx	xx.xx	xx.xx
Total	**xx.xx**	**xx.xx**	**xx.xx**	**xx.xx**	**xx.xx**	**xx.xx**	**xx.xx**

Table 610. European Union Cosmetics ODM Market Size, by Development Model, 2017-2032 (USD Million)

Development Model	2023	2024	2025	2026	2027	2032	CAGR (%)
Catalog Formula Adoption	xx.xx	xx.xx	xx.xx	xx.xx	xx.xx	xx.xx	xx.xx
Custom Formula Development	xx.xx	xx.xx	xx.xx	xx.xx	xx.xx	xx.xx	xx.xx
Existing Formula Adaptation	xx.xx	xx.xx	xx.xx	xx.xx	xx.xx	xx.xx	xx.xx
Total	**xx.xx**	**xx.xx**	**xx.xx**	**xx.xx**	**xx.xx**	**xx.xx**	**xx.xx**

Table 611. European Union Cosmetics ODM Market Size, by Formula Ownership, 2017-2032 (USD Million)

Formula Ownership	2023	2024	2025	2026	2027	2032	CAGR (%)
Buyer-Owned	xx.xx	xx.xx	xx.xx	xx.xx	xx.xx	xx.xx	xx.xx
Jointly Owned	xx.xx	xx.xx	xx.xx	xx.xx	xx.xx	xx.xx	xx.xx
ODM-Owned	xx.xx	xx.xx	xx.xx	xx.xx	xx.xx	xx.xx	xx.xx
Third-Party-Owned	xx.xx	xx.xx	xx.xx	xx.xx	xx.xx	xx.xx	xx.xx
Total	**xx.xx**	**xx.xx**	**xx.xx**	**xx.xx**	**xx.xx**	**xx.xx**	**xx.xx**

Table 612. European Union Cosmetics ODM Market Size, by Regulatory Pathway, 2017-2032 (USD Million)

Regulatory Pathway	2023	2024	2025	2026	2027	2032	CAGR (%)
Consumer-Product Soap	xx.xx	xx.xx	xx.xx	xx.xx	xx.xx	xx.xx	xx.xx
Drug and Quasi-Drug Crossover	xx.xx	xx.xx	xx.xx	xx.xx	xx.xx	xx.xx	xx.xx
Special and Functional Cosmetics	xx.xx	xx.xx	xx.xx	xx.xx	xx.xx	xx.xx	xx.xx
Standard Cosmetics	xx.xx	xx.xx	xx.xx	xx.xx	xx.xx	xx.xx	xx.xx
Total	**xx.xx**	**xx.xx**	**xx.xx**	**xx.xx**	**xx.xx**	**xx.xx**	**xx.xx**

Table 613. European Union Cosmetics ODM Market Size, by Natural and Organic Status, 2017-2032 (USD Million)

Natural and Organic Status	2023	2024	2025	2026	2027	2032	CAGR (%)
Natural Certification	xx.xx	xx.xx	xx.xx	xx.xx	xx.xx	xx.xx	xx.xx
No Natural or Organic Positioning	xx.xx	xx.xx	xx.xx	xx.xx	xx.xx	xx.xx	xx.xx
Organic Certification	xx.xx	xx.xx	xx.xx	xx.xx	xx.xx	xx.xx	xx.xx
Uncertified Natural or Organic Claims	xx.xx	xx.xx	xx.xx	xx.xx	xx.xx	xx.xx	xx.xx
Total	**xx.xx**	**xx.xx**	**xx.xx**	**xx.xx**	**xx.xx**	**xx.xx**	**xx.xx**

21.5. ASEAN

Table 614. ASEAN Cosmetics ODM Market, by Country growth contribution, 2025-2032

Category	2025 value (USD Million)	2032 value (USD Million)	Added value (USD Million)	2025 share (%)	2032 share (%)	Change (pp)	Growth share (%)	CAGR (%)
Brunei	xx.xx	xx.xx	xx.xx	xx.xx	xx.xx	xx.xx	xx.xx	xx.xx
Cambodia	xx.xx	xx.xx	xx.xx	xx.xx	xx.xx	xx.xx	xx.xx	xx.xx
Indonesia	xx.xx	xx.xx	xx.xx	xx.xx	xx.xx	xx.xx	xx.xx	xx.xx
Lao People's Democratic Republic	xx.xx	xx.xx	xx.xx	xx.xx	xx.xx	xx.xx	xx.xx	xx.xx
Malaysia	xx.xx	xx.xx	xx.xx	xx.xx	xx.xx	xx.xx	xx.xx	xx.xx
Myanmar	xx.xx	xx.xx	xx.xx	xx.xx	xx.xx	xx.xx	xx.xx	xx.xx
Philippines	xx.xx	xx.xx	xx.xx	xx.xx	xx.xx	xx.xx	xx.xx	xx.xx
Singapore	xx.xx	xx.xx	xx.xx	xx.xx	xx.xx	xx.xx	xx.xx	xx.xx
Thailand	xx.xx	xx.xx	xx.xx	xx.xx	xx.xx	xx.xx	xx.xx	xx.xx
Vietnam	xx.xx	xx.xx	xx.xx	xx.xx	xx.xx	xx.xx	xx.xx	xx.xx
Scope total	**xx.xx**	**xx.xx**	**xx.xx**	**xx.xx**	**xx.xx**	**xx.xx**	**xx.xx**	**xx.xx**

Table 615. ASEAN Cosmetics ODM Market Size, by Group, 2017-2032 (USD Million)

Group	2023	2024	2025	2026	2027	2032	CAGR (%)
Brunei	xx.xx	xx.xx	xx.xx	xx.xx	xx.xx	xx.xx	xx.xx
Cambodia	xx.xx	xx.xx	xx.xx	xx.xx	xx.xx	xx.xx	xx.xx
Indonesia	xx.xx	xx.xx	xx.xx	xx.xx	xx.xx	xx.xx	xx.xx
Lao People's Democratic Republic	xx.xx	xx.xx	xx.xx	xx.xx	xx.xx	xx.xx	xx.xx
Malaysia	xx.xx	xx.xx	xx.xx	xx.xx	xx.xx	xx.xx	xx.xx
Myanmar	xx.xx	xx.xx	xx.xx	xx.xx	xx.xx	xx.xx	xx.xx
Philippines	xx.xx	xx.xx	xx.xx	xx.xx	xx.xx	xx.xx	xx.xx
Singapore	xx.xx	xx.xx	xx.xx	xx.xx	xx.xx	xx.xx	xx.xx
Thailand	xx.xx	xx.xx	xx.xx	xx.xx	xx.xx	xx.xx	xx.xx
Vietnam	xx.xx	xx.xx	xx.xx	xx.xx	xx.xx	xx.xx	xx.xx

Table 616. ASEAN Cosmetics ODM Market Size, by Product Category, 2017-2032 (USD Million)

Product Category	2023	2024	2025	2026	2027	2032	CAGR (%)
Bath and Body Cleansing	xx.xx	xx.xx	xx.xx	xx.xx	xx.xx	xx.xx	xx.xx
Deodorants and Antiperspirants	xx.xx	xx.xx	xx.xx	xx.xx	xx.xx	xx.xx	xx.xx
External Intimate Care	xx.xx	xx.xx	xx.xx	xx.xx	xx.xx	xx.xx	xx.xx
Hair Care	xx.xx	xx.xx	xx.xx	xx.xx	xx.xx	xx.xx	xx.xx
Hair Coloring and Lightening	xx.xx	xx.xx	xx.xx	xx.xx	xx.xx	xx.xx	xx.xx
Makeup	xx.xx	xx.xx	xx.xx	xx.xx	xx.xx	xx.xx	xx.xx
Nail Cosmetics	xx.xx	xx.xx	xx.xx	xx.xx	xx.xx	xx.xx	xx.xx
Oral Care	xx.xx	xx.xx	xx.xx	xx.xx	xx.xx	xx.xx	xx.xx
Personal Fragrance	xx.xx	xx.xx	xx.xx	xx.xx	xx.xx	xx.xx	xx.xx
Shaving and Hair Removal	xx.xx	xx.xx	xx.xx	xx.xx	xx.xx	xx.xx	xx.xx
Skin Care	xx.xx	xx.xx	xx.xx	xx.xx	xx.xx	xx.xx	xx.xx
Sun and Tanning Care	xx.xx	xx.xx	xx.xx	xx.xx	xx.xx	xx.xx	xx.xx
Total	**xx.xx**	**xx.xx**	**xx.xx**	**xx.xx**	**xx.xx**	**xx.xx**	**xx.xx**

Table 617. ASEAN Cosmetics ODM Market Size, by Skin Care, 2017-2032 (USD Million)

Skin Care	2023	2024	2025	2026	2027	2032	CAGR (%)
Anti-Aging and Tone Care	xx.xx	xx.xx	xx.xx	xx.xx	xx.xx	xx.xx	xx.xx
Facial Cleansing and Makeup Removal	xx.xx	xx.xx	xx.xx	xx.xx	xx.xx	xx.xx	xx.xx
Moisturizing and Skin Conditioning	xx.xx	xx.xx	xx.xx	xx.xx	xx.xx	xx.xx	xx.xx
Skin Exfoliation	xx.xx	xx.xx	xx.xx	xx.xx	xx.xx	xx.xx	xx.xx
Total	**xx.xx**	**xx.xx**	**xx.xx**	**xx.xx**	**xx.xx**	**xx.xx**	**xx.xx**

Table 618. ASEAN Cosmetics ODM Market Size, by Makeup, 2017-2032 (USD Million)

Makeup	2023	2024	2025	2026	2027	2032	CAGR (%)
Body Makeup	xx.xx	xx.xx	xx.xx	xx.xx	xx.xx	xx.xx	xx.xx
Eye and Brow Cosmetics	xx.xx	xx.xx	xx.xx	xx.xx	xx.xx	xx.xx	xx.xx
Face Makeup	xx.xx	xx.xx	xx.xx	xx.xx	xx.xx	xx.xx	xx.xx
Lip Makeup	xx.xx	xx.xx	xx.xx	xx.xx	xx.xx	xx.xx	xx.xx
Total	**xx.xx**	**xx.xx**	**xx.xx**	**xx.xx**	**xx.xx**	**xx.xx**	**xx.xx**

Table 619. ASEAN Cosmetics ODM Market Size, by Hair Care, 2017-2032 (USD Million)

Hair Care	2023	2024	2025	2026	2027	2032	CAGR (%)
Hair Cleansing	xx.xx	xx.xx	xx.xx	xx.xx	xx.xx	xx.xx	xx.xx
Hair Conditioning and Scalp Care	xx.xx	xx.xx	xx.xx	xx.xx	xx.xx	xx.xx	xx.xx
Hair Styling	xx.xx	xx.xx	xx.xx	xx.xx	xx.xx	xx.xx	xx.xx
Hair Texture Modification	xx.xx	xx.xx	xx.xx	xx.xx	xx.xx	xx.xx	xx.xx
Total	**xx.xx**	**xx.xx**	**xx.xx**	**xx.xx**	**xx.xx**	**xx.xx**	**xx.xx**

Table 620. ASEAN Cosmetics ODM Market Size, by Sun and Tanning Care, 2017-2032 (USD Million)

Sun and Tanning Care	2023	2024	2025	2026	2027	2032	CAGR (%)
After-Sun Care	xx.xx	xx.xx	xx.xx	xx.xx	xx.xx	xx.xx	xx.xx
Sun Protection	xx.xx	xx.xx	xx.xx	xx.xx	xx.xx	xx.xx	xx.xx
Sun-Tanning Care	xx.xx	xx.xx	xx.xx	xx.xx	xx.xx	xx.xx	xx.xx
Sunless Tanning	xx.xx	xx.xx	xx.xx	xx.xx	xx.xx	xx.xx	xx.xx
Total	**xx.xx**	**xx.xx**	**xx.xx**	**xx.xx**	**xx.xx**	**xx.xx**	**xx.xx**

Table 621. ASEAN Cosmetics ODM Market Size, by Nail Cosmetics, 2017-2032 (USD Million)

Nail Cosmetics	2023	2024	2025	2026	2027	2032	CAGR (%)
Nail and Cuticle Care	xx.xx	xx.xx	xx.xx	xx.xx	xx.xx	xx.xx	xx.xx
Nail Color and Coatings	xx.xx	xx.xx	xx.xx	xx.xx	xx.xx	xx.xx	xx.xx
Nail Enhancement and Adhesives	xx.xx	xx.xx	xx.xx	xx.xx	xx.xx	xx.xx	xx.xx
Nail Product Removers	xx.xx	xx.xx	xx.xx	xx.xx	xx.xx	xx.xx	xx.xx
Total	**xx.xx**	**xx.xx**	**xx.xx**	**xx.xx**	**xx.xx**	**xx.xx**	**xx.xx**

Table 622. ASEAN Cosmetics ODM Market Size, by Bath and Body Cleansing, 2017-2032 (USD Million)

Bath and Body Cleansing	2023	2024	2025	2026	2027	2032	CAGR (%)
Bath Additives	xx.xx	xx.xx	xx.xx	xx.xx	xx.xx	xx.xx	xx.xx
Body Cleansers	xx.xx	xx.xx	xx.xx	xx.xx	xx.xx	xx.xx	xx.xx
Total	**xx.xx**	**xx.xx**	**xx.xx**	**xx.xx**	**xx.xx**	**xx.xx**	**xx.xx**

Table 623. ASEAN Cosmetics ODM Market Size, by Hair Coloring and Lightening, 2017-2032 (USD Million)

Hair Coloring and Lightening	2023	2024	2025	2026	2027	2032	CAGR (%)
Hair Colorants	xx.xx	xx.xx	xx.xx	xx.xx	xx.xx	xx.xx	xx.xx
Hair Lighteners	xx.xx	xx.xx	xx.xx	xx.xx	xx.xx	xx.xx	xx.xx
Total	**xx.xx**	**xx.xx**	**xx.xx**	**xx.xx**	**xx.xx**	**xx.xx**	**xx.xx**

Table 624. ASEAN Cosmetics ODM Market Size, by Oral Care, 2017-2032 (USD Million)

Oral Care	2023	2024	2025	2026	2027	2032	CAGR (%)
Dentifrices	xx.xx	xx.xx	xx.xx	xx.xx	xx.xx	xx.xx	xx.xx
Mouthwash and Breath Fresheners	xx.xx	xx.xx	xx.xx	xx.xx	xx.xx	xx.xx	xx.xx
Tooth Whitening	xx.xx	xx.xx	xx.xx	xx.xx	xx.xx	xx.xx	xx.xx
Total	**xx.xx**	**xx.xx**	**xx.xx**	**xx.xx**	**xx.xx**	**xx.xx**	**xx.xx**

Table 625. ASEAN Cosmetics ODM Market Size, by Deodorants and Antiperspirants, 2017-2032 (USD Million)

Deodorants and Antiperspirants	2023	2024	2025	2026	2027	2032	CAGR (%)
Antiperspirants	xx.xx	xx.xx	xx.xx	xx.xx	xx.xx	xx.xx	xx.xx
Deodorants	xx.xx	xx.xx	xx.xx	xx.xx	xx.xx	xx.xx	xx.xx
Total	**xx.xx**	**xx.xx**	**xx.xx**	**xx.xx**	**xx.xx**	**xx.xx**	**xx.xx**

Table 626. ASEAN Cosmetics ODM Market Size, by Shaving and Hair Removal, 2017-2032 (USD Million)

Shaving and Hair Removal	2023	2024	2025	2026	2027	2032	CAGR (%)
Hair Removal	xx.xx	xx.xx	xx.xx	xx.xx	xx.xx	xx.xx	xx.xx
Shaving Care	xx.xx	xx.xx	xx.xx	xx.xx	xx.xx	xx.xx	xx.xx
Total	**xx.xx**	**xx.xx**	**xx.xx**	**xx.xx**	**xx.xx**	**xx.xx**	**xx.xx**

Table 627. ASEAN Cosmetics ODM Market Size, by Product Format, 2017-2032 (USD Million)

Product Format	2023	2024	2025	2026	2027	2032	CAGR (%)
Coherent Solids	xx.xx	xx.xx	xx.xx	xx.xx	xx.xx	xx.xx	xx.xx
Cosmetic-Bearing Substrates	xx.xx	xx.xx	xx.xx	xx.xx	xx.xx	xx.xx	xx.xx
Foams and Mousses	xx.xx	xx.xx	xx.xx	xx.xx	xx.xx	xx.xx	xx.xx
Liquids	xx.xx	xx.xx	xx.xx	xx.xx	xx.xx	xx.xx	xx.xx
Loose Powders and Granules	xx.xx	xx.xx	xx.xx	xx.xx	xx.xx	xx.xx	xx.xx
Semisolids	xx.xx	xx.xx	xx.xx	xx.xx	xx.xx	xx.xx	xx.xx
Total	**xx.xx**	**xx.xx**	**xx.xx**	**xx.xx**	**xx.xx**	**xx.xx**	**xx.xx**

Table 628. ASEAN Cosmetics ODM Market Size, by Semisolids, 2017-2032 (USD Million)

Semisolids	2023	2024	2025	2026	2027	2032	CAGR (%)
Balms and Pastes	xx.xx	xx.xx	xx.xx	xx.xx	xx.xx	xx.xx	xx.xx
Creams and Lotions	xx.xx	xx.xx	xx.xx	xx.xx	xx.xx	xx.xx	xx.xx
Gels	xx.xx	xx.xx	xx.xx	xx.xx	xx.xx	xx.xx	xx.xx
Total	**xx.xx**	**xx.xx**	**xx.xx**	**xx.xx**	**xx.xx**	**xx.xx**	**xx.xx**

Table 629. ASEAN Cosmetics ODM Market Size, by Coherent Solids, 2017-2032 (USD Million)

Coherent Solids	2023	2024	2025	2026	2027	2032	CAGR (%)
Bars, Sticks, and Tablets	xx.xx	xx.xx	xx.xx	xx.xx	xx.xx	xx.xx	xx.xx
Pressed Powders	xx.xx	xx.xx	xx.xx	xx.xx	xx.xx	xx.xx	xx.xx
Solid Cosmetic Films	xx.xx	xx.xx	xx.xx	xx.xx	xx.xx	xx.xx	xx.xx
Total	**xx.xx**	**xx.xx**	**xx.xx**	**xx.xx**	**xx.xx**	**xx.xx**	**xx.xx**

Table 630. ASEAN Cosmetics ODM Market Size, by Cosmetic-Bearing Substrates, 2017-2032 (USD Million)

Cosmetic-Bearing Substrates	2023	2024	2025	2026	2027	2032	CAGR (%)
Cosmetic-Bearing Masks and Patches	xx.xx	xx.xx	xx.xx	xx.xx	xx.xx	xx.xx	xx.xx
Cosmetic-Bearing Wipes and Pads	xx.xx	xx.xx	xx.xx	xx.xx	xx.xx	xx.xx	xx.xx
Total	**xx.xx**	**xx.xx**	**xx.xx**	**xx.xx**	**xx.xx**	**xx.xx**	**xx.xx**

Table 631. ASEAN Cosmetics ODM Market Size, by Formulation Water Basis, 2017-2032 (USD Million)

Formulation Water Basis	2023	2024	2025	2026	2027	2032	CAGR (%)
Anhydrous Formulations	xx.xx	xx.xx	xx.xx	xx.xx	xx.xx	xx.xx	xx.xx
Water-Containing Formulations	xx.xx	xx.xx	xx.xx	xx.xx	xx.xx	xx.xx	xx.xx
Total	**xx.xx**	**xx.xx**	**xx.xx**	**xx.xx**	**xx.xx**	**xx.xx**	**xx.xx**

Table 632. ASEAN Cosmetics ODM Market Size, by Usage Setting, 2017-2032 (USD Million)

Usage Setting	2023	2024	2025	2026	2027	2032	CAGR (%)
Hospitality and Institutional Amenities	xx.xx	xx.xx	xx.xx	xx.xx	xx.xx	xx.xx	xx.xx
Personal and Take-Home Use	xx.xx	xx.xx	xx.xx	xx.xx	xx.xx	xx.xx	xx.xx
Professional Treatment Use	xx.xx	xx.xx	xx.xx	xx.xx	xx.xx	xx.xx	xx.xx
Total	**xx.xx**	**xx.xx**	**xx.xx**	**xx.xx**	**xx.xx**	**xx.xx**	**xx.xx**

Table 633. ASEAN Cosmetics ODM Market Size, by Commissioning Buyer, 2017-2032 (USD Million)

Commissioning Buyer	2023	2024	2025	2026	2027	2032	CAGR (%)
Beauty and Personal Care Brand Operators	xx.xx	xx.xx	xx.xx	xx.xx	xx.xx	xx.xx	xx.xx
Hospitality and Institutional Amenity Operators	xx.xx	xx.xx	xx.xx	xx.xx	xx.xx	xx.xx	xx.xx
Importer and Distributor Brand Operators	xx.xx	xx.xx	xx.xx	xx.xx	xx.xx	xx.xx	xx.xx
Professional Beauty Businesses	xx.xx	xx.xx	xx.xx	xx.xx	xx.xx	xx.xx	xx.xx
Retailer Private-Label Operators	xx.xx	xx.xx	xx.xx	xx.xx	xx.xx	xx.xx	xx.xx
Total	**xx.xx**	**xx.xx**	**xx.xx**	**xx.xx**	**xx.xx**	**xx.xx**	**xx.xx**

Table 634. ASEAN Cosmetics ODM Market Size, by Supply Completion, 2017-2032 (USD Million)

Supply Completion	2023	2024	2025	2026	2027	2032	CAGR (%)
Bulk Cosmetic Supply	xx.xx	xx.xx	xx.xx	xx.xx	xx.xx	xx.xx	xx.xx
Filled Primary Packaging	xx.xx	xx.xx	xx.xx	xx.xx	xx.xx	xx.xx	xx.xx
Market-Ready Products	xx.xx	xx.xx	xx.xx	xx.xx	xx.xx	xx.xx	xx.xx
Total	**xx.xx**	**xx.xx**	**xx.xx**	**xx.xx**	**xx.xx**	**xx.xx**	**xx.xx**

Table 635. ASEAN Cosmetics ODM Market Size, by Manufacturing Execution, 2017-2032 (USD Million)

Manufacturing Execution	2023	2024	2025	2026	2027	2032	CAGR (%)
Hybrid Manufacturing	xx.xx	xx.xx	xx.xx	xx.xx	xx.xx	xx.xx	xx.xx
ODM-Controlled Manufacturing	xx.xx	xx.xx	xx.xx	xx.xx	xx.xx	xx.xx	xx.xx
Partner-Executed Manufacturing	xx.xx	xx.xx	xx.xx	xx.xx	xx.xx	xx.xx	xx.xx
Total	**xx.xx**	**xx.xx**	**xx.xx**	**xx.xx**	**xx.xx**	**xx.xx**	**xx.xx**

Table 636. ASEAN Cosmetics ODM Market Size, by Procurement Channel, 2017-2032 (USD Million)

Procurement Channel	2023	2024	2025	2026	2027	2032	CAGR (%)
Direct ODM Engagement	xx.xx	xx.xx	xx.xx	xx.xx	xx.xx	xx.xx	xx.xx
Intermediary-Managed Procurement	xx.xx	xx.xx	xx.xx	xx.xx	xx.xx	xx.xx	xx.xx
Total	**xx.xx**	**xx.xx**	**xx.xx**	**xx.xx**	**xx.xx**	**xx.xx**	**xx.xx**

Table 637. ASEAN Cosmetics ODM Market Size, by Target Price Tier, 2017-2032 (USD Million)

Target Price Tier	2023	2024	2025	2026	2027	2032	CAGR (%)
Entry Prestige	xx.xx	xx.xx	xx.xx	xx.xx	xx.xx	xx.xx	xx.xx
Mass Market	xx.xx	xx.xx	xx.xx	xx.xx	xx.xx	xx.xx	xx.xx
Masstige	xx.xx	xx.xx	xx.xx	xx.xx	xx.xx	xx.xx	xx.xx
Prestige	xx.xx	xx.xx	xx.xx	xx.xx	xx.xx	xx.xx	xx.xx
True Luxury	xx.xx	xx.xx	xx.xx	xx.xx	xx.xx	xx.xx	xx.xx
Ultra-Luxury	xx.xx	xx.xx	xx.xx	xx.xx	xx.xx	xx.xx	xx.xx
Total	**xx.xx**	**xx.xx**	**xx.xx**	**xx.xx**	**xx.xx**	**xx.xx**	**xx.xx**

Table 638. ASEAN Cosmetics ODM Market Size, by Development Model, 2017-2032 (USD Million)

Development Model	2023	2024	2025	2026	2027	2032	CAGR (%)
Catalog Formula Adoption	xx.xx	xx.xx	xx.xx	xx.xx	xx.xx	xx.xx	xx.xx
Custom Formula Development	xx.xx	xx.xx	xx.xx	xx.xx	xx.xx	xx.xx	xx.xx
Existing Formula Adaptation	xx.xx	xx.xx	xx.xx	xx.xx	xx.xx	xx.xx	xx.xx
Total	**xx.xx**	**xx.xx**	**xx.xx**	**xx.xx**	**xx.xx**	**xx.xx**	**xx.xx**

Table 639. ASEAN Cosmetics ODM Market Size, by Formula Ownership, 2017-2032 (USD Million)

Formula Ownership	2023	2024	2025	2026	2027	2032	CAGR (%)
Buyer-Owned	xx.xx	xx.xx	xx.xx	xx.xx	xx.xx	xx.xx	xx.xx
Jointly Owned	xx.xx	xx.xx	xx.xx	xx.xx	xx.xx	xx.xx	xx.xx
ODM-Owned	xx.xx	xx.xx	xx.xx	xx.xx	xx.xx	xx.xx	xx.xx
Third-Party-Owned	xx.xx	xx.xx	xx.xx	xx.xx	xx.xx	xx.xx	xx.xx
Total	**xx.xx**	**xx.xx**	**xx.xx**	**xx.xx**	**xx.xx**	**xx.xx**	**xx.xx**

Table 640. ASEAN Cosmetics ODM Market Size, by Regulatory Pathway, 2017-2032 (USD Million)

Regulatory Pathway	2023	2024	2025	2026	2027	2032	CAGR (%)
Consumer-Product Soap	xx.xx	xx.xx	xx.xx	xx.xx	xx.xx	xx.xx	xx.xx
Drug and Quasi-Drug Crossover	xx.xx	xx.xx	xx.xx	xx.xx	xx.xx	xx.xx	xx.xx
Special and Functional Cosmetics	xx.xx	xx.xx	xx.xx	xx.xx	xx.xx	xx.xx	xx.xx
Standard Cosmetics	xx.xx	xx.xx	xx.xx	xx.xx	xx.xx	xx.xx	xx.xx
Total	**xx.xx**	**xx.xx**	**xx.xx**	**xx.xx**	**xx.xx**	**xx.xx**	**xx.xx**

Table 641. ASEAN Cosmetics ODM Market Size, by Natural and Organic Status, 2017-2032 (USD Million)

Natural and Organic Status	2023	2024	2025	2026	2027	2032	CAGR (%)
Natural Certification	xx.xx	xx.xx	xx.xx	xx.xx	xx.xx	xx.xx	xx.xx
No Natural or Organic Positioning	xx.xx	xx.xx	xx.xx	xx.xx	xx.xx	xx.xx	xx.xx
Organic Certification	xx.xx	xx.xx	xx.xx	xx.xx	xx.xx	xx.xx	xx.xx
Uncertified Natural or Organic Claims	xx.xx	xx.xx	xx.xx	xx.xx	xx.xx	xx.xx	xx.xx
Total	**xx.xx**	**xx.xx**	**xx.xx**	**xx.xx**	**xx.xx**	**xx.xx**	**xx.xx**

21.6. GCC

Table 642. GCC Cosmetics ODM Market, by Country growth contribution, 2025-2032

Category	2025 value (USD Million)	2032 value (USD Million)	Added value (USD Million)	2025 share (%)	2032 share (%)	Change (pp)	Growth share (%)	CAGR (%)
Bahrain	xx.xx	xx.xx	xx.xx	xx.xx	xx.xx	xx.xx	xx.xx	xx.xx
Kuwait	xx.xx	xx.xx	xx.xx	xx.xx	xx.xx	xx.xx	xx.xx	xx.xx
Oman	xx.xx	xx.xx	xx.xx	xx.xx	xx.xx	xx.xx	xx.xx	xx.xx
Qatar	xx.xx	xx.xx	xx.xx	xx.xx	xx.xx	xx.xx	xx.xx	xx.xx
Saudi Arabia	xx.xx	xx.xx	xx.xx	xx.xx	xx.xx	xx.xx	xx.xx	xx.xx
United Arab Emirates	xx.xx	xx.xx	xx.xx	xx.xx	xx.xx	xx.xx	xx.xx	xx.xx
Scope total	**xx.xx**	**xx.xx**	**xx.xx**	**xx.xx**	**xx.xx**	**xx.xx**	**xx.xx**	**xx.xx**

Table 643. GCC Cosmetics ODM Market Size, by Group, 2017-2032 (USD Million)

Group	2023	2024	2025	2026	2027	2032	CAGR (%)
Bahrain	xx.xx	xx.xx	xx.xx	xx.xx	xx.xx	xx.xx	xx.xx
Kuwait	xx.xx	xx.xx	xx.xx	xx.xx	xx.xx	xx.xx	xx.xx
Oman	xx.xx	xx.xx	xx.xx	xx.xx	xx.xx	xx.xx	xx.xx
Qatar	xx.xx	xx.xx	xx.xx	xx.xx	xx.xx	xx.xx	xx.xx
Saudi Arabia	xx.xx	xx.xx	xx.xx	xx.xx	xx.xx	xx.xx	xx.xx
United Arab Emirates	xx.xx	xx.xx	xx.xx	xx.xx	xx.xx	xx.xx	xx.xx

Table 644. GCC Cosmetics ODM Market Size, by Product Category, 2017-2032 (USD Million)

Product Category	2023	2024	2025	2026	2027	2032	CAGR (%)
Bath and Body Cleansing	xx.xx	xx.xx	xx.xx	xx.xx	xx.xx	xx.xx	xx.xx
Deodorants and Antiperspirants	xx.xx	xx.xx	xx.xx	xx.xx	xx.xx	xx.xx	xx.xx
External Intimate Care	xx.xx	xx.xx	xx.xx	xx.xx	xx.xx	xx.xx	xx.xx
Hair Care	xx.xx	xx.xx	xx.xx	xx.xx	xx.xx	xx.xx	xx.xx
Hair Coloring and Lightening	xx.xx	xx.xx	xx.xx	xx.xx	xx.xx	xx.xx	xx.xx
Makeup	xx.xx	xx.xx	xx.xx	xx.xx	xx.xx	xx.xx	xx.xx
Nail Cosmetics	xx.xx	xx.xx	xx.xx	xx.xx	xx.xx	xx.xx	xx.xx
Oral Care	xx.xx	xx.xx	xx.xx	xx.xx	xx.xx	xx.xx	xx.xx
Personal Fragrance	xx.xx	xx.xx	xx.xx	xx.xx	xx.xx	xx.xx	xx.xx
Shaving and Hair Removal	xx.xx	xx.xx	xx.xx	xx.xx	xx.xx	xx.xx	xx.xx
Skin Care	xx.xx	xx.xx	xx.xx	xx.xx	xx.xx	xx.xx	xx.xx
Sun and Tanning Care	xx.xx	xx.xx	xx.xx	xx.xx	xx.xx	xx.xx	xx.xx
Total	**xx.xx**	**xx.xx**	**xx.xx**	**xx.xx**	**xx.xx**	**xx.xx**	**xx.xx**

Table 645. GCC Cosmetics ODM Market Size, by Skin Care, 2017-2032 (USD Million)

Skin Care	2023	2024	2025	2026	2027	2032	CAGR (%)
Anti-Aging and Tone Care	xx.xx	xx.xx	xx.xx	xx.xx	xx.xx	xx.xx	xx.xx
Facial Cleansing and Makeup Removal	xx.xx	xx.xx	xx.xx	xx.xx	xx.xx	xx.xx	xx.xx
Moisturizing and Skin Conditioning	xx.xx	xx.xx	xx.xx	xx.xx	xx.xx	xx.xx	xx.xx
Skin Exfoliation	xx.xx	xx.xx	xx.xx	xx.xx	xx.xx	xx.xx	xx.xx
Total	**xx.xx**	**xx.xx**	**xx.xx**	**xx.xx**	**xx.xx**	**xx.xx**	**xx.xx**

Table 646. GCC Cosmetics ODM Market Size, by Makeup, 2017-2032 (USD Million)

Makeup	2023	2024	2025	2026	2027	2032	CAGR (%)
Body Makeup	xx.xx	xx.xx	xx.xx	xx.xx	xx.xx	xx.xx	xx.xx
Eye and Brow Cosmetics	xx.xx	xx.xx	xx.xx	xx.xx	xx.xx	xx.xx	xx.xx
Face Makeup	xx.xx	xx.xx	xx.xx	xx.xx	xx.xx	xx.xx	xx.xx
Lip Makeup	xx.xx	xx.xx	xx.xx	xx.xx	xx.xx	xx.xx	xx.xx
Total	**xx.xx**	**xx.xx**	**xx.xx**	**xx.xx**	**xx.xx**	**xx.xx**	**xx.xx**

Table 647. GCC Cosmetics ODM Market Size, by Hair Care, 2017-2032 (USD Million)

Hair Care	2023	2024	2025	2026	2027	2032	CAGR (%)
Hair Cleansing	xx.xx	xx.xx	xx.xx	xx.xx	xx.xx	xx.xx	xx.xx
Hair Conditioning and Scalp Care	xx.xx	xx.xx	xx.xx	xx.xx	xx.xx	xx.xx	xx.xx
Hair Styling	xx.xx	xx.xx	xx.xx	xx.xx	xx.xx	xx.xx	xx.xx
Hair Texture Modification	xx.xx	xx.xx	xx.xx	xx.xx	xx.xx	xx.xx	xx.xx
Total	**xx.xx**	**xx.xx**	**xx.xx**	**xx.xx**	**xx.xx**	**xx.xx**	**xx.xx**

Table 648. GCC Cosmetics ODM Market Size, by Sun and Tanning Care, 2017-2032 (USD Million)

Sun and Tanning Care	2023	2024	2025	2026	2027	2032	CAGR (%)
After-Sun Care	xx.xx	xx.xx	xx.xx	xx.xx	xx.xx	xx.xx	xx.xx
Sun Protection	xx.xx	xx.xx	xx.xx	xx.xx	xx.xx	xx.xx	xx.xx
Sun-Tanning Care	xx.xx	xx.xx	xx.xx	xx.xx	xx.xx	xx.xx	xx.xx
Sunless Tanning	xx.xx	xx.xx	xx.xx	xx.xx	xx.xx	xx.xx	xx.xx
Total	**xx.xx**	**xx.xx**	**xx.xx**	**xx.xx**	**xx.xx**	**xx.xx**	**xx.xx**

Table 649. GCC Cosmetics ODM Market Size, by Nail Cosmetics, 2017-2032 (USD Million)

Nail Cosmetics	2023	2024	2025	2026	2027	2032	CAGR (%)
Nail and Cuticle Care	xx.xx	xx.xx	xx.xx	xx.xx	xx.xx	xx.xx	xx.xx
Nail Color and Coatings	xx.xx	xx.xx	xx.xx	xx.xx	xx.xx	xx.xx	xx.xx
Nail Enhancement and Adhesives	xx.xx	xx.xx	xx.xx	xx.xx	xx.xx	xx.xx	xx.xx
Nail Product Removers	xx.xx	xx.xx	xx.xx	xx.xx	xx.xx	xx.xx	xx.xx
Total	**xx.xx**	**xx.xx**	**xx.xx**	**xx.xx**	**xx.xx**	**xx.xx**	**xx.xx**

Table 650. GCC Cosmetics ODM Market Size, by Bath and Body Cleansing, 2017-2032 (USD Million)

Bath and Body Cleansing	2023	2024	2025	2026	2027	2032	CAGR (%)
Bath Additives	xx.xx	xx.xx	xx.xx	xx.xx	xx.xx	xx.xx	xx.xx
Body Cleansers	xx.xx	xx.xx	xx.xx	xx.xx	xx.xx	xx.xx	xx.xx
Total	**xx.xx**	**xx.xx**	**xx.xx**	**xx.xx**	**xx.xx**	**xx.xx**	**xx.xx**

Table 651. GCC Cosmetics ODM Market Size, by Hair Coloring and Lightening, 2017-2032 (USD Million)

Hair Coloring and Lightening	2023	2024	2025	2026	2027	2032	CAGR (%)
Hair Colorants	xx.xx	xx.xx	xx.xx	xx.xx	xx.xx	xx.xx	xx.xx
Hair Lighteners	xx.xx	xx.xx	xx.xx	xx.xx	xx.xx	xx.xx	xx.xx
Total	**xx.xx**	**xx.xx**	**xx.xx**	**xx.xx**	**xx.xx**	**xx.xx**	**xx.xx**

Table 652. GCC Cosmetics ODM Market Size, by Oral Care, 2017-2032 (USD Million)

Oral Care	2023	2024	2025	2026	2027	2032	CAGR (%)
Dentifrices	xx.xx	xx.xx	xx.xx	xx.xx	xx.xx	xx.xx	xx.xx
Mouthwash and Breath Fresheners	xx.xx	xx.xx	xx.xx	xx.xx	xx.xx	xx.xx	xx.xx
Tooth Whitening	xx.xx	xx.xx	xx.xx	xx.xx	xx.xx	xx.xx	xx.xx
Total	**xx.xx**	**xx.xx**	**xx.xx**	**xx.xx**	**xx.xx**	**xx.xx**	**xx.xx**

Table 653. GCC Cosmetics ODM Market Size, by Deodorants and Antiperspirants, 2017-2032 (USD Million)

Deodorants and Antiperspirants	2023	2024	2025	2026	2027	2032	CAGR (%)
Antiperspirants	xx.xx	xx.xx	xx.xx	xx.xx	xx.xx	xx.xx	xx.xx
Deodorants	xx.xx	xx.xx	xx.xx	xx.xx	xx.xx	xx.xx	xx.xx
Total	**xx.xx**	**xx.xx**	**xx.xx**	**xx.xx**	**xx.xx**	**xx.xx**	**xx.xx**

Table 654. GCC Cosmetics ODM Market Size, by Shaving and Hair Removal, 2017-2032 (USD Million)

Shaving and Hair Removal	2023	2024	2025	2026	2027	2032	CAGR (%)
Hair Removal	xx.xx	xx.xx	xx.xx	xx.xx	xx.xx	xx.xx	xx.xx
Shaving Care	xx.xx	xx.xx	xx.xx	xx.xx	xx.xx	xx.xx	xx.xx
Total	**xx.xx**	**xx.xx**	**xx.xx**	**xx.xx**	**xx.xx**	**xx.xx**	**xx.xx**

Table 655. GCC Cosmetics ODM Market Size, by Product Format, 2017-2032 (USD Million)

Product Format	2023	2024	2025	2026	2027	2032	CAGR (%)
Coherent Solids	xx.xx	xx.xx	xx.xx	xx.xx	xx.xx	xx.xx	xx.xx
Cosmetic-Bearing Substrates	xx.xx	xx.xx	xx.xx	xx.xx	xx.xx	xx.xx	xx.xx
Foams and Mousses	xx.xx	xx.xx	xx.xx	xx.xx	xx.xx	xx.xx	xx.xx
Liquids	xx.xx	xx.xx	xx.xx	xx.xx	xx.xx	xx.xx	xx.xx
Loose Powders and Granules	xx.xx	xx.xx	xx.xx	xx.xx	xx.xx	xx.xx	xx.xx
Semisolids	xx.xx	xx.xx	xx.xx	xx.xx	xx.xx	xx.xx	xx.xx
Total	**xx.xx**	**xx.xx**	**xx.xx**	**xx.xx**	**xx.xx**	**xx.xx**	**xx.xx**

Table 656. GCC Cosmetics ODM Market Size, by Semisolids, 2017-2032 (USD Million)

Semisolids	2023	2024	2025	2026	2027	2032	CAGR (%)
Balms and Pastes	xx.xx	xx.xx	xx.xx	xx.xx	xx.xx	xx.xx	xx.xx
Creams and Lotions	xx.xx	xx.xx	xx.xx	xx.xx	xx.xx	xx.xx	xx.xx
Gels	xx.xx	xx.xx	xx.xx	xx.xx	xx.xx	xx.xx	xx.xx
Total	**xx.xx**	**xx.xx**	**xx.xx**	**xx.xx**	**xx.xx**	**xx.xx**	**xx.xx**

Table 657. GCC Cosmetics ODM Market Size, by Coherent Solids, 2017-2032 (USD Million)

Coherent Solids	2023	2024	2025	2026	2027	2032	CAGR (%)
Bars, Sticks, and Tablets	xx.xx	xx.xx	xx.xx	xx.xx	xx.xx	xx.xx	xx.xx
Pressed Powders	xx.xx	xx.xx	xx.xx	xx.xx	xx.xx	xx.xx	xx.xx
Solid Cosmetic Films	xx.xx	xx.xx	xx.xx	xx.xx	xx.xx	xx.xx	xx.xx
Total	**xx.xx**	**xx.xx**	**xx.xx**	**xx.xx**	**xx.xx**	**xx.xx**	**xx.xx**

Table 658. GCC Cosmetics ODM Market Size, by Cosmetic-Bearing Substrates, 2017-2032 (USD Million)

Cosmetic-Bearing Substrates	2023	2024	2025	2026	2027	2032	CAGR (%)
Cosmetic-Bearing Masks and Patches	xx.xx	xx.xx	xx.xx	xx.xx	xx.xx	xx.xx	xx.xx
Cosmetic-Bearing Wipes and Pads	xx.xx	xx.xx	xx.xx	xx.xx	xx.xx	xx.xx	xx.xx
Total	**xx.xx**	**xx.xx**	**xx.xx**	**xx.xx**	**xx.xx**	**xx.xx**	**xx.xx**

Table 659. GCC Cosmetics ODM Market Size, by Formulation Water Basis, 2017-2032 (USD Million)

Formulation Water Basis	2023	2024	2025	2026	2027	2032	CAGR (%)
Anhydrous Formulations	xx.xx	xx.xx	xx.xx	xx.xx	xx.xx	xx.xx	xx.xx
Water-Containing Formulations	xx.xx	xx.xx	xx.xx	xx.xx	xx.xx	xx.xx	xx.xx
Total	**xx.xx**	**xx.xx**	**xx.xx**	**xx.xx**	**xx.xx**	**xx.xx**	**xx.xx**

Table 660. GCC Cosmetics ODM Market Size, by Usage Setting, 2017-2032 (USD Million)

Usage Setting	2023	2024	2025	2026	2027	2032	CAGR (%)
Hospitality and Institutional Amenities	xx.xx	xx.xx	xx.xx	xx.xx	xx.xx	xx.xx	xx.xx
Personal and Take-Home Use	xx.xx	xx.xx	xx.xx	xx.xx	xx.xx	xx.xx	xx.xx
Professional Treatment Use	xx.xx	xx.xx	xx.xx	xx.xx	xx.xx	xx.xx	xx.xx
Total	**xx.xx**	**xx.xx**	**xx.xx**	**xx.xx**	**xx.xx**	**xx.xx**	**xx.xx**

Table 661. GCC Cosmetics ODM Market Size, by Commissioning Buyer, 2017-2032 (USD Million)

Commissioning Buyer	2023	2024	2025	2026	2027	2032	CAGR (%)
Beauty and Personal Care Brand Operators	xx.xx	xx.xx	xx.xx	xx.xx	xx.xx	xx.xx	xx.xx
Hospitality and Institutional Amenity Operators	xx.xx	xx.xx	xx.xx	xx.xx	xx.xx	xx.xx	xx.xx
Importer and Distributor Brand Operators	xx.xx	xx.xx	xx.xx	xx.xx	xx.xx	xx.xx	xx.xx
Professional Beauty Businesses	xx.xx	xx.xx	xx.xx	xx.xx	xx.xx	xx.xx	xx.xx
Retailer Private-Label Operators	xx.xx	xx.xx	xx.xx	xx.xx	xx.xx	xx.xx	xx.xx
Total	**xx.xx**	**xx.xx**	**xx.xx**	**xx.xx**	**xx.xx**	**xx.xx**	**xx.xx**

Table 662. GCC Cosmetics ODM Market Size, by Supply Completion, 2017-2032 (USD Million)

Supply Completion	2023	2024	2025	2026	2027	2032	CAGR (%)
Bulk Cosmetic Supply	xx.xx	xx.xx	xx.xx	xx.xx	xx.xx	xx.xx	xx.xx
Filled Primary Packaging	xx.xx	xx.xx	xx.xx	xx.xx	xx.xx	xx.xx	xx.xx
Market-Ready Products	xx.xx	xx.xx	xx.xx	xx.xx	xx.xx	xx.xx	xx.xx
Total	**xx.xx**	**xx.xx**	**xx.xx**	**xx.xx**	**xx.xx**	**xx.xx**	**xx.xx**

Table 663. GCC Cosmetics ODM Market Size, by Manufacturing Execution, 2017-2032 (USD Million)

Manufacturing Execution	2023	2024	2025	2026	2027	2032	CAGR (%)
Hybrid Manufacturing	xx.xx	xx.xx	xx.xx	xx.xx	xx.xx	xx.xx	xx.xx
ODM-Controlled Manufacturing	xx.xx	xx.xx	xx.xx	xx.xx	xx.xx	xx.xx	xx.xx
Partner-Executed Manufacturing	xx.xx	xx.xx	xx.xx	xx.xx	xx.xx	xx.xx	xx.xx
Total	**xx.xx**	**xx.xx**	**xx.xx**	**xx.xx**	**xx.xx**	**xx.xx**	**xx.xx**

Table 664. GCC Cosmetics ODM Market Size, by Procurement Channel, 2017-2032 (USD Million)

Procurement Channel	2023	2024	2025	2026	2027	2032	CAGR (%)
Direct ODM Engagement	xx.xx	xx.xx	xx.xx	xx.xx	xx.xx	xx.xx	xx.xx
Intermediary-Managed Procurement	xx.xx	xx.xx	xx.xx	xx.xx	xx.xx	xx.xx	xx.xx
Total	**xx.xx**	**xx.xx**	**xx.xx**	**xx.xx**	**xx.xx**	**xx.xx**	**xx.xx**

Table 665. GCC Cosmetics ODM Market Size, by Target Price Tier, 2017-2032 (USD Million)

Target Price Tier	2023	2024	2025	2026	2027	2032	CAGR (%)
Entry Prestige	xx.xx	xx.xx	xx.xx	xx.xx	xx.xx	xx.xx	xx.xx
Mass Market	xx.xx	xx.xx	xx.xx	xx.xx	xx.xx	xx.xx	xx.xx
Masstige	xx.xx	xx.xx	xx.xx	xx.xx	xx.xx	xx.xx	xx.xx
Prestige	xx.xx	xx.xx	xx.xx	xx.xx	xx.xx	xx.xx	xx.xx
True Luxury	xx.xx	xx.xx	xx.xx	xx.xx	xx.xx	xx.xx	xx.xx
Ultra-Luxury	xx.xx	xx.xx	xx.xx	xx.xx	xx.xx	xx.xx	xx.xx
Total	**xx.xx**	**xx.xx**	**xx.xx**	**xx.xx**	**xx.xx**	**xx.xx**	**xx.xx**

Table 666. GCC Cosmetics ODM Market Size, by Development Model, 2017-2032 (USD Million)

Development Model	2023	2024	2025	2026	2027	2032	CAGR (%)
Catalog Formula Adoption	xx.xx	xx.xx	xx.xx	xx.xx	xx.xx	xx.xx	xx.xx
Custom Formula Development	xx.xx	xx.xx	xx.xx	xx.xx	xx.xx	xx.xx	xx.xx
Existing Formula Adaptation	xx.xx	xx.xx	xx.xx	xx.xx	xx.xx	xx.xx	xx.xx
Total	**xx.xx**	**xx.xx**	**xx.xx**	**xx.xx**	**xx.xx**	**xx.xx**	**xx.xx**

Table 667. GCC Cosmetics ODM Market Size, by Formula Ownership, 2017-2032 (USD Million)

Formula Ownership	2023	2024	2025	2026	2027	2032	CAGR (%)
Buyer-Owned	xx.xx	xx.xx	xx.xx	xx.xx	xx.xx	xx.xx	xx.xx
Jointly Owned	xx.xx	xx.xx	xx.xx	xx.xx	xx.xx	xx.xx	xx.xx
ODM-Owned	xx.xx	xx.xx	xx.xx	xx.xx	xx.xx	xx.xx	xx.xx
Third-Party-Owned	xx.xx	xx.xx	xx.xx	xx.xx	xx.xx	xx.xx	xx.xx
Total	**xx.xx**	**xx.xx**	**xx.xx**	**xx.xx**	**xx.xx**	**xx.xx**	**xx.xx**

Table 668. GCC Cosmetics ODM Market Size, by Regulatory Pathway, 2017-2032 (USD Million)

Regulatory Pathway	2023	2024	2025	2026	2027	2032	CAGR (%)
Consumer-Product Soap	xx.xx	xx.xx	xx.xx	xx.xx	xx.xx	xx.xx	xx.xx
Drug and Quasi-Drug Crossover	xx.xx	xx.xx	xx.xx	xx.xx	xx.xx	xx.xx	xx.xx
Special and Functional Cosmetics	xx.xx	xx.xx	xx.xx	xx.xx	xx.xx	xx.xx	xx.xx
Standard Cosmetics	xx.xx	xx.xx	xx.xx	xx.xx	xx.xx	xx.xx	xx.xx
Total	**xx.xx**	**xx.xx**	**xx.xx**	**xx.xx**	**xx.xx**	**xx.xx**	**xx.xx**

Table 669. GCC Cosmetics ODM Market Size, by Natural and Organic Status, 2017-2032 (USD Million)

Natural and Organic Status	2023	2024	2025	2026	2027	2032	CAGR (%)
Natural Certification	xx.xx	xx.xx	xx.xx	xx.xx	xx.xx	xx.xx	xx.xx
No Natural or Organic Positioning	xx.xx	xx.xx	xx.xx	xx.xx	xx.xx	xx.xx	xx.xx
Organic Certification	xx.xx	xx.xx	xx.xx	xx.xx	xx.xx	xx.xx	xx.xx
Uncertified Natural or Organic Claims	xx.xx	xx.xx	xx.xx	xx.xx	xx.xx	xx.xx	xx.xx
Total	**xx.xx**	**xx.xx**	**xx.xx**	**xx.xx**	**xx.xx**	**xx.xx**	**xx.xx**

22. Cosmetics ODM Market, by Country

In the United States, the labeled responsible party's safety-record and continuing cooperation needs should be specified separately from applicable facility registration and product listing. ■■■■■■■■ ■■■■■■■■■■■■■ ■■■ ■■■■■■■■■ ■■■■ ■■■■■■ ■■■■■■ ■■■■■■ ■■■■■■ ■■ ■■■■ ■■■■■■ ■■■■■■ ■■■■■■ ■■■■■■■■■ ■ ■■■■■■■■■■■■ ■■■■■■ ■■ ■■■ ■■■■■■■■ ■■■■■■■■■ ■ ■■■■■■ ■■■■■■■■ ■■■■ ■■■■■■■■■ ■■■■■■ ■■■■■■ ■■■ ■■■■■■■■■■ ■■■ ■■■■■■■■■■■■■■■■■■■■■■■■■ ■■■■■■ ■■■■■■■ ■■■■■■■ Supplier assistance can support those duties, but an apparently market-ready delivery does not establish that they have been fulfilled.

The United Kingdom requires territorial precision within a single country brief. Great Britain uses its own cosmetic notification arrangements and requires a UK-established responsible person. ■■■■■■■■ ■■■■■■■■ ■■■■■■■■ ■■■ ■■■■■■■■■■ ■■ ■■■■■■■■■ ■■■■■■■■■■ ■■■■■ ■ ■■■■■■■■■■■■ ■■■■■■ ■■■■■■■■■■■■ ■■ ■■■■■■■■ ■■■■■■■■ ■■ ■■■ ■■■ ■ ■■■■■■■■ ■■■■■■■■■■■■■ ■■■■■■ ■■■■■■■■ ■■■ ■■■■■■ ■■■■■■■■■■■■■ ■■■■■■ ■■■■■■■■ ■■■■■■■■ ■■■■■■■■■■■■■■■■ ■■■ ■■■■■■■■■■■■■■ ■■■■■■ ■■■■■■■■ ■■■■■■■■■■■■ ■■■ ■■■■■■ ■■■■■■■■ ■■■ ■ ■■■■■■ ■■■■■■■■■■ ■■■■■■ ■■ ■■■■■■■■ ■■■■■■ ■■■■ ■■■ ■■■■■■ ■■■■■■ ■■■■■■■■ ■■■■■■■■■■■■■■

China and Japan require different supplier-selection gates. Overseas Chinese registrants and filing persons must designate a domestic responsible person, while entrusted manufacturing retains qualification and oversight responsibilities. ■■■■■■■ ■■■■■■■■ ■■■■■■■■■ ■■ ■■■ ■■■■■■■ ■■■■■■■ ■■■■■■■■■ ■■■■■■■■ ■■■■ ■■■■ ■■■■■■ ■■■■ ■■■ ■■■■■■■■■ ■■■ ■■■■■■■■■■ ■■■■■■■ ■■■■■■■■■■■ ■■■■■■■ ■■■■■■■■■ ■■■■■■■■■ ■■■■■■■■■■■■■■ ■■■■■■ ■■■■■■■■■ ■■■ ■■■■■■■■ ■■■■■■■ ■■■■■ ■■■■■■■■■■■ ■■■■■■■■ ■■■ ■■■■■■■■■ ■■■■■■■■■■■■■ ■■■■■■■ ■■■■■■■■■ ■■ ■ ■■■■■■■■■ ■■■■■■■■ ■■■■■■■■ ■■■■■■■■■■ ■■■ ■■ ■■■■■■■■■■ ■■■ ■■■ ■■■■■■ ■■■ ■■■■■■■■■■■■ ■■■ ■■■■■■■ ■■■ ■■■■■■■■ ■■■■■■■■■■■■■ ■■■■■■■ ■■■■■■■ ■■■■ ■■■ ■■■■■■■■ ■■■■■■■

■■■■■■ ■■■■■ ■■■ ■■■■■■■■■ ■■■■■■■ ■■■ ■■■■■■■■■■■■■ ■■■■■■■■■■■■■ ■■■■■■■■■■■■■ ■■■■■■■■■ ■■■■■■■■■■ ■■■■■■■■■■■■■ ■■■■■■■■■■■■■ ■■ ■■■■■■■■■ ■■■■■■■■■ ■■■■■■■■■ ■■■■■■ ■■■■■■■ ■■■■■■■■■■■■■■■ ■■■ ■■■■■■■■■■■■■■■■■ ■■■■■■■ ■■■ ■■■■■■■■■■■■■■■■■■■■ ■■■■■■■■■■■■ ■■■■■■■ ■■■ ■■■■■■■■■■■■■ ■■■■■■■■■■■■■■■ ■■■■■■ ■■■■■■■■■■■■■■ ■■■■■ A brand operator should secure the necessary manufacturer information and allocate maintenance responsibility before appointing or replacing an overseas ODM. A locally capable importer can contribute this interface, but its presence does not independently prove that the commissioned product has completed the applicable national process.

The UAE conformity service identifies documentary requirements that connect the commissioner, manufacturer, and distributor, including a local trade or industry license, distributor agreement, product artwork, and safety support. ■■■■■ ■■■■■■■■ ■■■■■■■■ ■■ ■■■■■■■ ■■■■ ■■■■■■■■■■■ ■■■■ ■■■■■■■ ■■■■■■■■■ ■■ ■■■■■■■■■■■■■■■■■■■■■ ■■■■■■■■■■■ ■■■■■ ■■■■■■ ■■■■ ■■ ■■■■■ ■■■■■■ ■■■■■■■■■■ ■■■■■■ ■■■■■■ ■■■■■■■■ ■■■■■■■■■■■■■■■■■■■■ ■■■■■■■■ ■■■■■■ ■■■ ■■■■■■■■■■■■■■ ■■■■■■■■■■ ■■ ■■■ ■■■■■■ ■■■■■■■■■■ A package bearing natural positioning or a supplier's general certification statement is not a substitute for those national requirements.

[illegible] Commissioners should obtain destination review before renewing an established offering and distinguish the applicable import or manufacturing date from later retail transitions. Existing commercial acceptance does not automatically carry through a regulatory change.

Figure 47. Global Cosmetics ODM Market Size, by Country, 2025 vs 2032 (%)

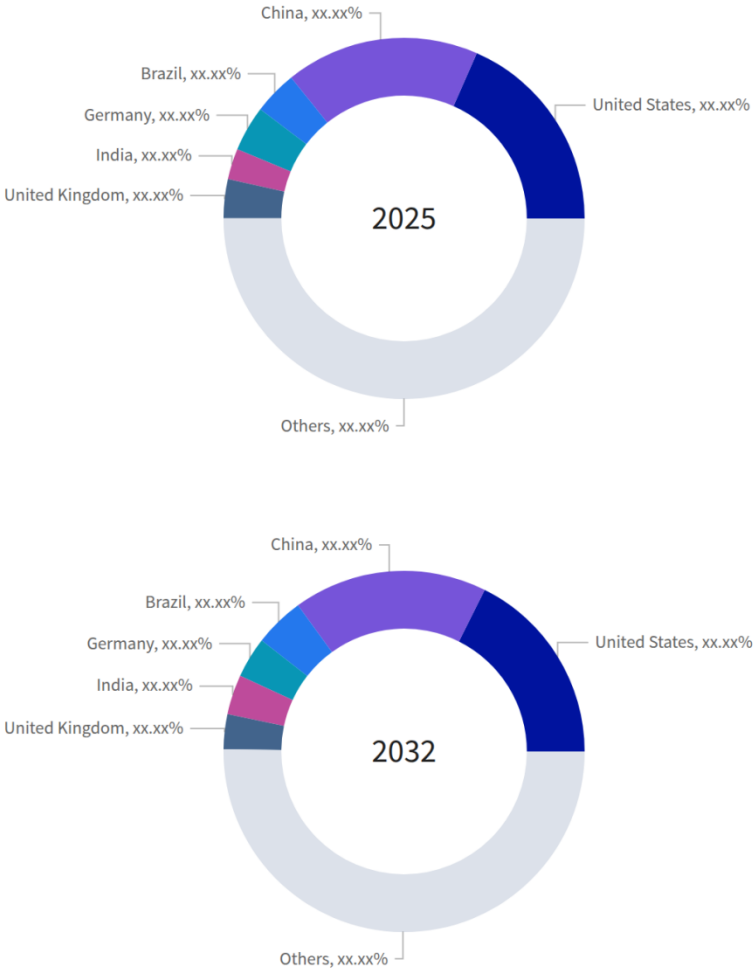

Figure 48. Global Cosmetics ODM Market Size, by Country, 2025 vs 2026 vs 2032

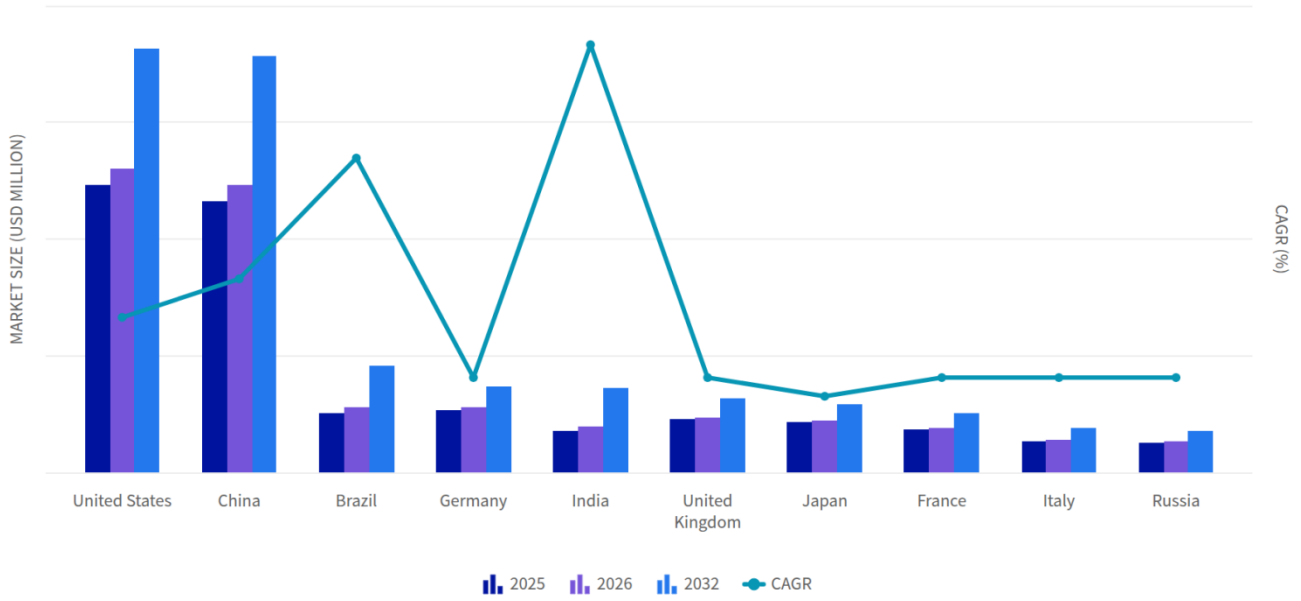

Figure 49. Global Cosmetics ODM Market, Forecast growth by country, 2025-2032 (CAGR %)

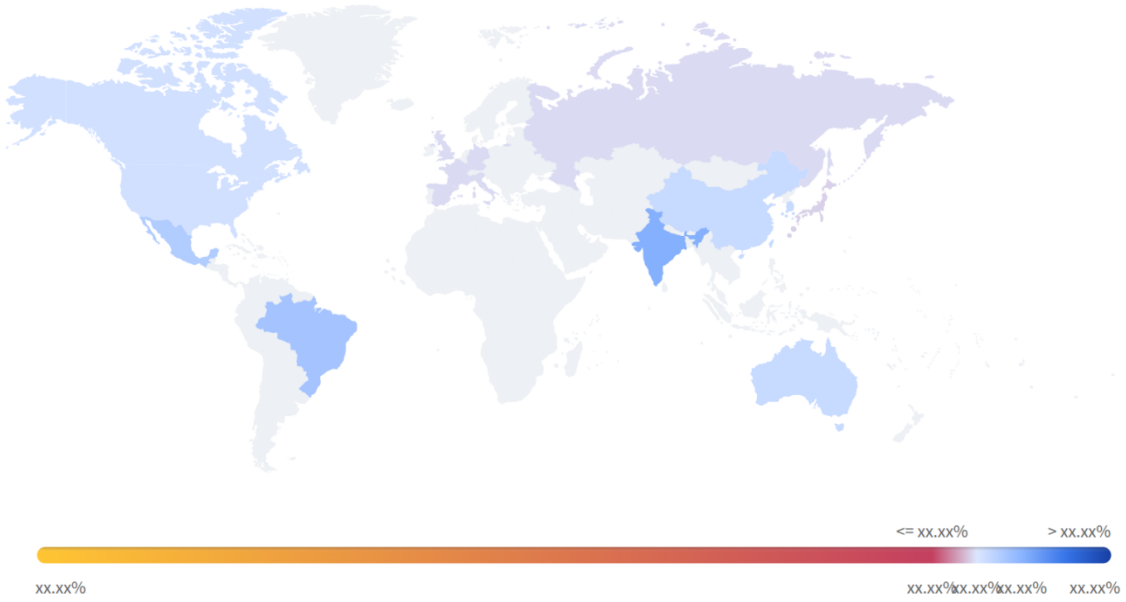

Table 670. Global Cosmetics ODM Market, by Country growth contribution, 2025-2032

Category	2025 value (USD Million)	2032 value (USD Million)	Added value (USD Million)	2025 share (%)	2032 share (%)	Change (pp)	Growth share (%)	CAGR (%)
Australia	xx.xx	xx.xx	xx.xx	xx.xx	xx.xx	xx.xx	xx.xx	xx.xx
Brazil	xx.xx	xx.xx	xx.xx	xx.xx	xx.xx	xx.xx	xx.xx	xx.xx
Canada	xx.xx	xx.xx	xx.xx	xx.xx	xx.xx	xx.xx	xx.xx	xx.xx
China	xx.xx	xx.xx	xx.xx	xx.xx	xx.xx	xx.xx	xx.xx	xx.xx
France	xx.xx	xx.xx	xx.xx	xx.xx	xx.xx	xx.xx	xx.xx	xx.xx
Germany	xx.xx	xx.xx	xx.xx	xx.xx	xx.xx	xx.xx	xx.xx	xx.xx
India	xx.xx	xx.xx	xx.xx	xx.xx	xx.xx	xx.xx	xx.xx	xx.xx
Italy	xx.xx	xx.xx	xx.xx	xx.xx	xx.xx	xx.xx	xx.xx	xx.xx
Japan	xx.xx	xx.xx	xx.xx	xx.xx	xx.xx	xx.xx	xx.xx	xx.xx
Mexico	xx.xx	xx.xx	xx.xx	xx.xx	xx.xx	xx.xx	xx.xx	xx.xx
Russia	xx.xx	xx.xx	xx.xx	xx.xx	xx.xx	xx.xx	xx.xx	xx.xx
South Korea	xx.xx	xx.xx	xx.xx	xx.xx	xx.xx	xx.xx	xx.xx	xx.xx
Spain	xx.xx	xx.xx	xx.xx	xx.xx	xx.xx	xx.xx	xx.xx	xx.xx
Unallocated / remaining scope	xx.xx	xx.xx	xx.xx	xx.xx	xx.xx	xx.xx	xx.xx	xx.xx
United Kingdom	xx.xx	xx.xx	xx.xx	xx.xx	xx.xx	xx.xx	xx.xx	xx.xx
United States	xx.xx	xx.xx	xx.xx	xx.xx	xx.xx	xx.xx	xx.xx	xx.xx
Scope total	**xx.xx**	**xx.xx**	**xx.xx**	**xx.xx**	**xx.xx**	**xx.xx**	**xx.xx**	**xx.xx**

Table 671. Global Cosmetics ODM Market Size, by Country, 2017-2032 (USD Million)

Country	2023	2024	2025	2026	2027	2032	CAGR (%)
Australia	xx.xx	xx.xx	xx.xx	xx.xx	xx.xx	xx.xx	xx.xx
Brazil	xx.xx	xx.xx	xx.xx	xx.xx	xx.xx	xx.xx	xx.xx
Canada	xx.xx	xx.xx	xx.xx	xx.xx	xx.xx	xx.xx	xx.xx
China	xx.xx	xx.xx	xx.xx	xx.xx	xx.xx	xx.xx	xx.xx
France	xx.xx	xx.xx	xx.xx	xx.xx	xx.xx	xx.xx	xx.xx
Germany	xx.xx	xx.xx	xx.xx	xx.xx	xx.xx	xx.xx	xx.xx
India	xx.xx	xx.xx	xx.xx	xx.xx	xx.xx	xx.xx	xx.xx
Italy	xx.xx	xx.xx	xx.xx	xx.xx	xx.xx	xx.xx	xx.xx
Japan	xx.xx	xx.xx	xx.xx	xx.xx	xx.xx	xx.xx	xx.xx
Mexico	xx.xx	xx.xx	xx.xx	xx.xx	xx.xx	xx.xx	xx.xx
Russia	xx.xx	xx.xx	xx.xx	xx.xx	xx.xx	xx.xx	xx.xx
South Korea	xx.xx	xx.xx	xx.xx	xx.xx	xx.xx	xx.xx	xx.xx
Spain	xx.xx	xx.xx	xx.xx	xx.xx	xx.xx	xx.xx	xx.xx
United Kingdom	xx.xx	xx.xx	xx.xx	xx.xx	xx.xx	xx.xx	xx.xx
United States	xx.xx	xx.xx	xx.xx	xx.xx	xx.xx	xx.xx	xx.xx
Others	xx.xx	xx.xx	xx.xx	xx.xx	xx.xx	xx.xx	xx.xx
Total	**xx.xx**	**xx.xx**	**xx.xx**	**xx.xx**	**xx.xx**	**xx.xx**	**xx.xx**

Sources & Evidence

1. Modernization of Cosmetics Regulation Act of 2022 (MoCRA) | FDA
   · Applicable registration, listing, safety records, and continuing adverse-event responsibilities support separate contractual allocation from physical delivery. ([fda.gov](https://www.fda.gov/cosmetics/cosmetics-laws-regulations/modernization-cosmetics-regulation-act-2022-mocra))
2. Provisions for Supervision and Administration of Manufacturing and Marketing of Cosmetics - NMPA
   · China's entrusted-manufacturing provisions retain manufacturer qualification, written responsibility allocation, and commissioning-party oversight obligations. ([english.nmpa.gov.cn](https://english.nmpa.gov.cn/2022-xx.xx/xx.xx/c_961745.htm))
3. The Provisions for Registration and Filing of Cosmetics - NMPA
   · Overseas registrants and filing persons must designate an enterprise legal person in China as domestic responsible person. ([english.nmpa.gov.cn](https://english.nmpa.gov.cn/2022-xx.xx/xx.xx/c_785637.htm))
4. Frequently Asked Questions | Pharmaceuticals and Medical Devices Agency
   · Ordinary cosmetics do not require product marketing approval when compliant with the Standards for Cosmetics; quasi-drugs require marketing approval. Actual classification remains offering-specific. ([pmda.go.jp](https://www.pmda.go.jp/english/about-pmda/xx.xx.html))
5. Notification of Cosmetics: Guide for Cosmetic Notifications | Health Canada
   · Manufacturers and importers must notify Health Canada within xx.xx days after first sale; a notification number does not constitute product approval. ([canada.ca](https://www.canada.ca/en/health-canada/services/consumer-product-safety/cosmetics/notification-cosmetics/guide.html))

6. Small Businesses & Homemade Cosmetics: Fact Sheet - FDA
   · FDA identifies safety-substantiation responsibilities for the manufacturer, packer, or distributor whose name appears on the cosmetic label.
   ([fda.gov](https://www.fda.gov/cosmetics/resources-industry-cosmetics/small-businesses-homemade-cosmetics-fact-sheet))
7. Service Card for Cosmetics Products - UAE Ministry of Industry and Advanced Technology
   · The service card identifies product artwork, safety support, local licensing, and distributor documentation. These are commercial information requirements, not operational guidance.
   ([eservices.moiat.gov.ae](https://eservices.moiat.gov.ae/backend/api/v1.xx.xx/UploadAttachment/GetAttachmentByRecordId?download=true&recordAttachmentId=xx.xx))
8. SFDA Adopts Updated Gulf Technical Regulations for Cosmetics
   · Saudi implementation directs attention to regulator-maintained lists rather than assuming an older static standard reference contains all applicable information.
   ([oldsfda.sfda.gov.sa](https://oldsfda.sfda.gov.sa/ar/news/xx.xx))
9. Personal Care, Skincare, Make-up and Other Cosmetic Products - AICIS
   · Commercial import of applicable fully packaged cosmetics requires business registration and authorization of relevant industrial chemical introductions. AICIS registers the business and does not approve finished products.
   ([industrialchemicals.gov.au](https://www.industrialchemicals.gov.au/cosmetics-and-soap/personal-care-skincare-make-and-other-cosmetic-products))
10. Updated Rules for Cosmetics - New Zealand Environmental Protection Authority
    · Updated import and manufacturing rules took effect January xx.xx 2026. PFAS-containing cosmetics cannot be imported or manufactured from January xx.xx 2027; later retail transitions are separate.
    ([epa.govt.nz](https://www.epa.govt.nz/hazardous-substances/rules-notices-and-how-to-comply/specific-substance-guidance/cosmetics/updated-rules-for-cosmetics/))
11. Filing of Registration-Exempt Cosmetics Through Solicita/Datavisa - Anvisa
    · Imported-product filings require identification of the international manufacturing establishment. Allocating information access and maintenance before appointing or replacing an ODM is a commercial implication.
    ([gov.br](https://www.gov.br/anvisa/pt-br/assuntos/noticias-anvisa/2025/peticionamento-de-cosmeticos-isentos-de-registro-deve-ser-feito-exclusivamente-pelo-solicita-datavisa/))
12. Registration of Cosmetics - Anvisa Frequently Asked Questions
    · Anvisa states that manufacturing or importing cosmetics requires company operating authorization. An individual importer's or product's acceptance is not established by this general requirement.
    ([gov.br](https://www.gov.br/anvisa/pt-br/acessoainformacao/perguntasfrequentes/cosmeticos/registro-de-cosmeticos))
13. Regulation 1223/2009 and the Cosmetic Products Enforcement Regulations 2013: Great Britain
    · Great Britain has its own cosmetic notification arrangements and requires a UK-established responsible person. This supports territorial precision in a UK commissioning brief.
    ([gov.uk](https://www.gov.uk/government/publications/cosmetic-products-enforcement-regulations-2013/regulation-xx.xx-and-the-cosmetic-products-enforcement-regulations-2013-great-britain))
14. Regulation 1223/2009 and the Cosmetic Products Enforcement Regulations 2013: Northern Ireland
    · Northern Ireland follows the applicable EU cosmetics framework, including responsible-person establishment in Northern Ireland or the EU and the relevant notification arrangements.
    ([gov.uk](https://www.gov.uk/government/publications/cosmetic-products-enforcement-regulations-2013/regulation-xx.xx-and-the-cosmetic-products-enforcement-regulations-2013-northern-ireland))

22.1. United States

Table 672. United States Cosmetics ODM Market Size, 2017-2032 (USD Million)

Country	2023	2024	2025	2026	2027	2032	CAGR (%)
United States	**xx.xx**	**xx.xx**	**xx.xx**	**xx.xx**	**xx.xx**	**xx.xx**	**xx.xx**

Table 673. United States Cosmetics ODM Market Size, by Product Category, 2017-2032 (USD Million)

Product Category	2023	2024	2025	2026	2027	2032	CAGR (%)
Bath and Body Cleansing	xx.xx	xx.xx	xx.xx	xx.xx	xx.xx	xx.xx	xx.xx
Deodorants and Antiperspirants	xx.xx	xx.xx	xx.xx	xx.xx	xx.xx	xx.xx	xx.xx
External Intimate Care	xx.xx	xx.xx	xx.xx	xx.xx	xx.xx	xx.xx	xx.xx
Hair Care	xx.xx	xx.xx	xx.xx	xx.xx	xx.xx	xx.xx	xx.xx
Hair Coloring and Lightening	xx.xx	xx.xx	xx.xx	xx.xx	xx.xx	xx.xx	xx.xx
Makeup	xx.xx	xx.xx	xx.xx	xx.xx	xx.xx	xx.xx	xx.xx
Nail Cosmetics	xx.xx	xx.xx	xx.xx	xx.xx	xx.xx	xx.xx	xx.xx
Oral Care	xx.xx	xx.xx	xx.xx	xx.xx	xx.xx	xx.xx	xx.xx
Personal Fragrance	xx.xx	xx.xx	xx.xx	xx.xx	xx.xx	xx.xx	xx.xx
Shaving and Hair Removal	xx.xx	xx.xx	xx.xx	xx.xx	xx.xx	xx.xx	xx.xx
Skin Care	xx.xx	xx.xx	xx.xx	xx.xx	xx.xx	xx.xx	xx.xx
Sun and Tanning Care	xx.xx	xx.xx	xx.xx	xx.xx	xx.xx	xx.xx	xx.xx
Total	**xx.xx**	**xx.xx**	**xx.xx**	**xx.xx**	**xx.xx**	**xx.xx**	**xx.xx**

Table 674. United States Cosmetics ODM Market Size, by Skin Care, 2017-2032 (USD Million)

Skin Care	2023	2024	2025	2026	2027	2032	CAGR (%)
Anti-Aging and Tone Care	xx.xx	xx.xx	xx.xx	xx.xx	xx.xx	xx.xx	xx.xx
Facial Cleansing and Makeup Removal	xx.xx	xx.xx	xx.xx	xx.xx	xx.xx	xx.xx	xx.xx
Moisturizing and Skin Conditioning	xx.xx	xx.xx	xx.xx	xx.xx	xx.xx	xx.xx	xx.xx
Skin Exfoliation	xx.xx	xx.xx	xx.xx	xx.xx	xx.xx	xx.xx	xx.xx
Total	**xx.xx**	**xx.xx**	**xx.xx**	**xx.xx**	**xx.xx**	**xx.xx**	**xx.xx**

Table 675. United States Cosmetics ODM Market Size, by Makeup, 2017-2032 (USD Million)

Makeup	2023	2024	2025	2026	2027	2032	CAGR (%)
Body Makeup	xx.xx	xx.xx	xx.xx	xx.xx	xx.xx	xx.xx	xx.xx
Eye and Brow Cosmetics	xx.xx	xx.xx	xx.xx	xx.xx	xx.xx	xx.xx	xx.xx
Face Makeup	xx.xx	xx.xx	xx.xx	xx.xx	xx.xx	xx.xx	xx.xx
Lip Makeup	xx.xx	xx.xx	xx.xx	xx.xx	xx.xx	xx.xx	xx.xx
Total	**xx.xx**	**xx.xx**	**xx.xx**	**xx.xx**	**xx.xx**	**xx.xx**	**xx.xx**

Table 676. United States Cosmetics ODM Market Size, by Hair Care, 2017-2032 (USD Million)

Hair Care	2023	2024	2025	2026	2027	2032	CAGR (%)
Hair Cleansing	xx.xx	xx.xx	xx.xx	xx.xx	xx.xx	xx.xx	xx.xx
Hair Conditioning and Scalp Care	xx.xx	xx.xx	xx.xx	xx.xx	xx.xx	xx.xx	xx.xx
Hair Styling	xx.xx	xx.xx	xx.xx	xx.xx	xx.xx	xx.xx	xx.xx
Hair Texture Modification	xx.xx	xx.xx	xx.xx	xx.xx	xx.xx	xx.xx	xx.xx
Total	**xx.xx**	**xx.xx**	**xx.xx**	**xx.xx**	**xx.xx**	**xx.xx**	**xx.xx**

Table 677. United States Cosmetics ODM Market Size, by Sun and Tanning Care, 2017-2032 (USD Million)

Sun and Tanning Care	2023	2024	2025	2026	2027	2032	CAGR (%)
After-Sun Care	xx.xx	xx.xx	xx.xx	xx.xx	xx.xx	xx.xx	xx.xx
Sun Protection	xx.xx	xx.xx	xx.xx	xx.xx	xx.xx	xx.xx	xx.xx
Sun-Tanning Care	xx.xx	xx.xx	xx.xx	xx.xx	xx.xx	xx.xx	xx.xx
Sunless Tanning	xx.xx	xx.xx	xx.xx	xx.xx	xx.xx	xx.xx	xx.xx
Total	**xx.xx**	**xx.xx**	**xx.xx**	**xx.xx**	**xx.xx**	**xx.xx**	**xx.xx**

Table 678. United States Cosmetics ODM Market Size, by Nail Cosmetics, 2017-2032 (USD Million)

Nail Cosmetics	2023	2024	2025	2026	2027	2032	CAGR (%)
Nail and Cuticle Care	xx.xx	xx.xx	xx.xx	xx.xx	xx.xx	xx.xx	xx.xx
Nail Color and Coatings	xx.xx	xx.xx	xx.xx	xx.xx	xx.xx	xx.xx	xx.xx
Nail Enhancement and Adhesives	xx.xx	xx.xx	xx.xx	xx.xx	xx.xx	xx.xx	xx.xx
Nail Product Removers	xx.xx	xx.xx	xx.xx	xx.xx	xx.xx	xx.xx	xx.xx
Total	**xx.xx**	**xx.xx**	**xx.xx**	**xx.xx**	**xx.xx**	**xx.xx**	**xx.xx**

Table 679. United States Cosmetics ODM Market Size, by Bath and Body Cleansing, 2017-2032 (USD Million)

Bath and Body Cleansing	2023	2024	2025	2026	2027	2032	CAGR (%)
Bath Additives	xx.xx	xx.xx	xx.xx	xx.xx	xx.xx	xx.xx	xx.xx
Body Cleansers	xx.xx	xx.xx	xx.xx	xx.xx	xx.xx	xx.xx	xx.xx
Total	**xx.xx**	**xx.xx**	**xx.xx**	**xx.xx**	**xx.xx**	**xx.xx**	**xx.xx**

Table 680. United States Cosmetics ODM Market Size, by Hair Coloring and Lightening, 2017-2032 (USD Million)

Hair Coloring and Lightening	2023	2024	2025	2026	2027	2032	CAGR (%)
Hair Colorants	xx.xx	xx.xx	xx.xx	xx.xx	xx.xx	xx.xx	xx.xx
Hair Lighteners	xx.xx	xx.xx	xx.xx	xx.xx	xx.xx	xx.xx	xx.xx
Total	**xx.xx**	**xx.xx**	**xx.xx**	**xx.xx**	**xx.xx**	**xx.xx**	**xx.xx**

Table 681. United States Cosmetics ODM Market Size, by Oral Care, 2017-2032 (USD Million)

Oral Care	2023	2024	2025	2026	2027	2032	CAGR (%)
Dentifrices	xx.xx	xx.xx	xx.xx	xx.xx	xx.xx	xx.xx	xx.xx
Mouthwash and Breath Fresheners	xx.xx	xx.xx	xx.xx	xx.xx	xx.xx	xx.xx	xx.xx
Tooth Whitening	xx.xx	xx.xx	xx.xx	xx.xx	xx.xx	xx.xx	xx.xx
Total	**xx.xx**	**xx.xx**	**xx.xx**	**xx.xx**	**xx.xx**	**xx.xx**	**xx.xx**

Table 682. United States Cosmetics ODM Market Size, by Deodorants and Antiperspirants, 2017-2032 (USD Million)

Deodorants and Antiperspirants	2023	2024	2025	2026	2027	2032	CAGR (%)
Antiperspirants	xx.xx	xx.xx	xx.xx	xx.xx	xx.xx	xx.xx	xx.xx
Deodorants	xx.xx	xx.xx	xx.xx	xx.xx	xx.xx	xx.xx	xx.xx
Total	**xx.xx**	**xx.xx**	**xx.xx**	**xx.xx**	**xx.xx**	**xx.xx**	**xx.xx**

Table 683. United States Cosmetics ODM Market Size, by Shaving and Hair Removal, 2017-2032 (USD Million)

Shaving and Hair Removal	2023	2024	2025	2026	2027	2032	CAGR (%)
Hair Removal	xx.xx	xx.xx	xx.xx	xx.xx	xx.xx	xx.xx	xx.xx
Shaving Care	xx.xx	xx.xx	xx.xx	xx.xx	xx.xx	xx.xx	xx.xx
Total	**xx.xx**	**xx.xx**	**xx.xx**	**xx.xx**	**xx.xx**	**xx.xx**	**xx.xx**

Table 684. United States Cosmetics ODM Market Size, by Product Format, 2017-2032 (USD Million)

Product Format	2023	2024	2025	2026	2027	2032	CAGR (%)
Coherent Solids	xx.xx	xx.xx	xx.xx	xx.xx	xx.xx	xx.xx	xx.xx
Cosmetic-Bearing Substrates	xx.xx	xx.xx	xx.xx	xx.xx	xx.xx	xx.xx	xx.xx
Foams and Mousses	xx.xx	xx.xx	xx.xx	xx.xx	xx.xx	xx.xx	xx.xx
Liquids	xx.xx	xx.xx	xx.xx	xx.xx	xx.xx	xx.xx	xx.xx
Loose Powders and Granules	xx.xx	xx.xx	xx.xx	xx.xx	xx.xx	xx.xx	xx.xx
Semisolids	xx.xx	xx.xx	xx.xx	xx.xx	xx.xx	xx.xx	xx.xx
Total	**xx.xx**	**xx.xx**	**xx.xx**	**xx.xx**	**xx.xx**	**xx.xx**	**xx.xx**

Table 685. United States Cosmetics ODM Market Size, by Semisolids, 2017-2032 (USD Million)

Semisolids	2023	2024	2025	2026	2027	2032	CAGR (%)
Balms and Pastes	xx.xx	xx.xx	xx.xx	xx.xx	xx.xx	xx.xx	xx.xx
Creams and Lotions	xx.xx	xx.xx	xx.xx	xx.xx	xx.xx	xx.xx	xx.xx
Gels	xx.xx	xx.xx	xx.xx	xx.xx	xx.xx	xx.xx	xx.xx
Total	**xx.xx**	**xx.xx**	**xx.xx**	**xx.xx**	**xx.xx**	**xx.xx**	**xx.xx**

Table 686. United States Cosmetics ODM Market Size, by Coherent Solids, 2017-2032 (USD Million)

Coherent Solids	2023	2024	2025	2026	2027	2032	CAGR (%)
Bars, Sticks, and Tablets	xx.xx	xx.xx	xx.xx	xx.xx	xx.xx	xx.xx	xx.xx
Pressed Powders	xx.xx	xx.xx	xx.xx	xx.xx	xx.xx	xx.xx	xx.xx
Solid Cosmetic Films	xx.xx	xx.xx	xx.xx	xx.xx	xx.xx	xx.xx	xx.xx
Total	**xx.xx**	**xx.xx**	**xx.xx**	**xx.xx**	**xx.xx**	**xx.xx**	**xx.xx**

Table 687. United States Cosmetics ODM Market Size, by Cosmetic-Bearing Substrates, 2017-2032 (USD Million)

Cosmetic-Bearing Substrates	2023	2024	2025	2026	2027	2032	CAGR (%)
Cosmetic-Bearing Masks and Patches	xx.xx	xx.xx	xx.xx	xx.xx	xx.xx	xx.xx	xx.xx
Cosmetic-Bearing Wipes and Pads	xx.xx	xx.xx	xx.xx	xx.xx	xx.xx	xx.xx	xx.xx
Total	**xx.xx**	**xx.xx**	**xx.xx**	**xx.xx**	**xx.xx**	**xx.xx**	**xx.xx**

Table 688. United States Cosmetics ODM Market Size, by Formulation Water Basis, 2017-2032 (USD Million)

Formulation Water Basis	2023	2024	2025	2026	2027	2032	CAGR (%)
Anhydrous Formulations	xx.xx	xx.xx	xx.xx	xx.xx	xx.xx	xx.xx	xx.xx
Water-Containing Formulations	xx.xx	xx.xx	xx.xx	xx.xx	xx.xx	xx.xx	xx.xx
Total	**xx.xx**	**xx.xx**	**xx.xx**	**xx.xx**	**xx.xx**	**xx.xx**	**xx.xx**

Table 689. United States Cosmetics ODM Market Size, by Usage Setting, 2017-2032 (USD Million)

Usage Setting	2023	2024	2025	2026	2027	2032	CAGR (%)
Hospitality and Institutional Amenities	xx.xx	xx.xx	xx.xx	xx.xx	xx.xx	xx.xx	xx.xx
Personal and Take-Home Use	xx.xx	xx.xx	xx.xx	xx.xx	xx.xx	xx.xx	xx.xx
Professional Treatment Use	xx.xx	xx.xx	xx.xx	xx.xx	xx.xx	xx.xx	xx.xx
Total	**xx.xx**	**xx.xx**	**xx.xx**	**xx.xx**	**xx.xx**	**xx.xx**	**xx.xx**

Table 690. United States Cosmetics ODM Market Size, by Commissioning Buyer, 2017-2032 (USD Million)

Commissioning Buyer	2023	2024	2025	2026	2027	2032	CAGR (%)
Beauty and Personal Care Brand Operators	xx.xx	xx.xx	xx.xx	xx.xx	xx.xx	xx.xx	xx.xx
Hospitality and Institutional Amenity Operators	xx.xx	xx.xx	xx.xx	xx.xx	xx.xx	xx.xx	xx.xx
Importer and Distributor Brand Operators	xx.xx	xx.xx	xx.xx	xx.xx	xx.xx	xx.xx	xx.xx
Professional Beauty Businesses	xx.xx	xx.xx	xx.xx	xx.xx	xx.xx	xx.xx	xx.xx
Retailer Private-Label Operators	xx.xx	xx.xx	xx.xx	xx.xx	xx.xx	xx.xx	xx.xx
Total	**xx.xx**	**xx.xx**	**xx.xx**	**xx.xx**	**xx.xx**	**xx.xx**	**xx.xx**

Table 691. United States Cosmetics ODM Market Size, by Supply Completion, 2017-2032 (USD Million)

Supply Completion	2023	2024	2025	2026	2027	2032	CAGR (%)
Bulk Cosmetic Supply	xx.xx	xx.xx	xx.xx	xx.xx	xx.xx	xx.xx	xx.xx
Filled Primary Packaging	xx.xx	xx.xx	xx.xx	xx.xx	xx.xx	xx.xx	xx.xx
Market-Ready Products	xx.xx	xx.xx	xx.xx	xx.xx	xx.xx	xx.xx	xx.xx
Total	**xx.xx**	**xx.xx**	**xx.xx**	**xx.xx**	**xx.xx**	**xx.xx**	**xx.xx**

Table 692. United States Cosmetics ODM Market Size, by Manufacturing Execution, 2017-2032 (USD Million)

Manufacturing Execution	2023	2024	2025	2026	2027	2032	CAGR (%)
Hybrid Manufacturing	xx.xx	xx.xx	xx.xx	xx.xx	xx.xx	xx.xx	xx.xx
ODM-Controlled Manufacturing	xx.xx	xx.xx	xx.xx	xx.xx	xx.xx	xx.xx	xx.xx
Partner-Executed Manufacturing	xx.xx	xx.xx	xx.xx	xx.xx	xx.xx	xx.xx	xx.xx
Total	**xx.xx**	**xx.xx**	**xx.xx**	**xx.xx**	**xx.xx**	**xx.xx**	**xx.xx**

Table 693. United States Cosmetics ODM Market Size, by Procurement Channel, 2017-2032 (USD Million)

Procurement Channel	2023	2024	2025	2026	2027	2032	CAGR (%)
Direct ODM Engagement	xx.xx	xx.xx	xx.xx	xx.xx	xx.xx	xx.xx	xx.xx
Intermediary-Managed Procurement	xx.xx	xx.xx	xx.xx	xx.xx	xx.xx	xx.xx	xx.xx
Total	**xx.xx**	**xx.xx**	**xx.xx**	**xx.xx**	**xx.xx**	**xx.xx**	**xx.xx**

Table 694. United States Cosmetics ODM Market Size, by Target Price Tier, 2017-2032 (USD Million)

Target Price Tier	2023	2024	2025	2026	2027	2032	CAGR (%)
Entry Prestige	xx.xx	xx.xx	xx.xx	xx.xx	xx.xx	xx.xx	xx.xx
Mass Market	xx.xx	xx.xx	xx.xx	xx.xx	xx.xx	xx.xx	xx.xx
Masstige	xx.xx	xx.xx	xx.xx	xx.xx	xx.xx	xx.xx	xx.xx
Prestige	xx.xx	xx.xx	xx.xx	xx.xx	xx.xx	xx.xx	xx.xx
True Luxury	xx.xx	xx.xx	xx.xx	xx.xx	xx.xx	xx.xx	xx.xx
Ultra-Luxury	xx.xx	xx.xx	xx.xx	xx.xx	xx.xx	xx.xx	xx.xx
Total	**xx.xx**	**xx.xx**	**xx.xx**	**xx.xx**	**xx.xx**	**xx.xx**	**xx.xx**

Table 695. United States Cosmetics ODM Market Size, by Development Model, 2017-2032 (USD Million)

Development Model	2023	2024	2025	2026	2027	2032	CAGR (%)
Catalog Formula Adoption	xx.xx	xx.xx	xx.xx	xx.xx	xx.xx	xx.xx	xx.xx
Custom Formula Development	xx.xx	xx.xx	xx.xx	xx.xx	xx.xx	xx.xx	xx.xx
Existing Formula Adaptation	xx.xx	xx.xx	xx.xx	xx.xx	xx.xx	xx.xx	xx.xx
Total	**xx.xx**	**xx.xx**	**xx.xx**	**xx.xx**	**xx.xx**	**xx.xx**	**xx.xx**

Table 696. United States Cosmetics ODM Market Size, by Formula Ownership, 2017-2032 (USD Million)

Formula Ownership	2023	2024	2025	2026	2027	2032	CAGR (%)
Buyer-Owned	xx.xx	xx.xx	xx.xx	xx.xx	xx.xx	xx.xx	xx.xx
Jointly Owned	xx.xx	xx.xx	xx.xx	xx.xx	xx.xx	xx.xx	xx.xx
ODM-Owned	xx.xx	xx.xx	xx.xx	xx.xx	xx.xx	xx.xx	xx.xx
Third-Party-Owned	xx.xx	xx.xx	xx.xx	xx.xx	xx.xx	xx.xx	xx.xx
Total	**xx.xx**	**xx.xx**	**xx.xx**	**xx.xx**	**xx.xx**	**xx.xx**	**xx.xx**

Table 697. United States Cosmetics ODM Market Size, by Regulatory Pathway, 2017-2032 (USD Million)

Regulatory Pathway	2023	2024	2025	2026	2027	2032	CAGR (%)
Consumer-Product Soap	xx.xx	xx.xx	xx.xx	xx.xx	xx.xx	xx.xx	xx.xx
Drug and Quasi-Drug Crossover	xx.xx	xx.xx	xx.xx	xx.xx	xx.xx	xx.xx	xx.xx
Special and Functional Cosmetics	xx.xx	xx.xx	xx.xx	xx.xx	xx.xx	xx.xx	xx.xx
Standard Cosmetics	xx.xx	xx.xx	xx.xx	xx.xx	xx.xx	xx.xx	xx.xx
Total	**xx.xx**	**xx.xx**	**xx.xx**	**xx.xx**	**xx.xx**	**xx.xx**	**xx.xx**

Table 698. United States Cosmetics ODM Market Size, by Natural and Organic Status, 2017-2032 (USD Million)

Natural and Organic Status	2023	2024	2025	2026	2027	2032	CAGR (%)
Natural Certification	xx.xx	xx.xx	xx.xx	xx.xx	xx.xx	xx.xx	xx.xx
No Natural or Organic Positioning	xx.xx	xx.xx	xx.xx	xx.xx	xx.xx	xx.xx	xx.xx
Organic Certification	xx.xx	xx.xx	xx.xx	xx.xx	xx.xx	xx.xx	xx.xx
Uncertified Natural or Organic Claims	xx.xx	xx.xx	xx.xx	xx.xx	xx.xx	xx.xx	xx.xx
Total	**xx.xx**	**xx.xx**	**xx.xx**	**xx.xx**	**xx.xx**	**xx.xx**	**xx.xx**

22.2. China

Table 699. China Cosmetics ODM Market Size, 2017-2032 (USD Million)

Country	2023	2024	2025	2026	2027	2032	CAGR (%)
China	**xx.xx**	**xx.xx**	**xx.xx**	**xx.xx**	**xx.xx**	**xx.xx**	**xx.xx**

Table 700. China Cosmetics ODM Market Size, by Product Category, 2017-2032 (USD Million)

Product Category	2023	2024	2025	2026	2027	2032	CAGR (%)
Bath and Body Cleansing	xx.xx	xx.xx	xx.xx	xx.xx	xx.xx	xx.xx	xx.xx
Deodorants and Antiperspirants	xx.xx	xx.xx	xx.xx	xx.xx	xx.xx	xx.xx	xx.xx
External Intimate Care	xx.xx	xx.xx	xx.xx	xx.xx	xx.xx	xx.xx	xx.xx
Hair Care	xx.xx	xx.xx	xx.xx	xx.xx	xx.xx	xx.xx	xx.xx
Hair Coloring and Lightening	xx.xx	xx.xx	xx.xx	xx.xx	xx.xx	xx.xx	xx.xx
Makeup	xx.xx	xx.xx	xx.xx	xx.xx	xx.xx	xx.xx	xx.xx
Nail Cosmetics	xx.xx	xx.xx	xx.xx	xx.xx	xx.xx	xx.xx	xx.xx
Oral Care	xx.xx	xx.xx	xx.xx	xx.xx	xx.xx	xx.xx	xx.xx
Personal Fragrance	xx.xx	xx.xx	xx.xx	xx.xx	xx.xx	xx.xx	xx.xx
Shaving and Hair Removal	xx.xx	xx.xx	xx.xx	xx.xx	xx.xx	xx.xx	xx.xx
Skin Care	xx.xx	xx.xx	xx.xx	xx.xx	xx.xx	xx.xx	xx.xx
Sun and Tanning Care	xx.xx	xx.xx	xx.xx	xx.xx	xx.xx	xx.xx	xx.xx
Total	**xx.xx**	**xx.xx**	**xx.xx**	**xx.xx**	**xx.xx**	**xx.xx**	**xx.xx**

Table 701. China Cosmetics ODM Market Size, by Skin Care, 2017-2032 (USD Million)

Skin Care	2023	2024	2025	2026	2027	2032	CAGR (%)
Anti-Aging and Tone Care	xx.xx	xx.xx	xx.xx	xx.xx	xx.xx	xx.xx	xx.xx
Facial Cleansing and Makeup Removal	xx.xx	xx.xx	xx.xx	xx.xx	xx.xx	xx.xx	xx.xx
Moisturizing and Skin Conditioning	xx.xx	xx.xx	xx.xx	xx.xx	xx.xx	xx.xx	xx.xx
Skin Exfoliation	xx.xx	xx.xx	xx.xx	xx.xx	xx.xx	xx.xx	xx.xx
Total	**xx.xx**	**xx.xx**	**xx.xx**	**xx.xx**	**xx.xx**	**xx.xx**	**xx.xx**

Table 702. China Cosmetics ODM Market Size, by Makeup, 2017-2032 (USD Million)

Makeup	2023	2024	2025	2026	2027	2032	CAGR (%)
Body Makeup	xx.xx	xx.xx	xx.xx	xx.xx	xx.xx	xx.xx	xx.xx
Eye and Brow Cosmetics	xx.xx	xx.xx	xx.xx	xx.xx	xx.xx	xx.xx	xx.xx
Face Makeup	xx.xx	xx.xx	xx.xx	xx.xx	xx.xx	xx.xx	xx.xx
Lip Makeup	xx.xx	xx.xx	xx.xx	xx.xx	xx.xx	xx.xx	xx.xx
Total	**xx.xx**	**xx.xx**	**xx.xx**	**xx.xx**	**xx.xx**	**xx.xx**	**xx.xx**

Table 703. China Cosmetics ODM Market Size, by Hair Care, 2017-2032 (USD Million)

Hair Care	2023	2024	2025	2026	2027	2032	CAGR (%)
Hair Cleansing	xx.xx	xx.xx	xx.xx	xx.xx	xx.xx	xx.xx	xx.xx
Hair Conditioning and Scalp Care	xx.xx	xx.xx	xx.xx	xx.xx	xx.xx	xx.xx	xx.xx
Hair Styling	xx.xx	xx.xx	xx.xx	xx.xx	xx.xx	xx.xx	xx.xx
Hair Texture Modification	xx.xx	xx.xx	xx.xx	xx.xx	xx.xx	xx.xx	xx.xx
Total	**xx.xx**	**xx.xx**	**xx.xx**	**xx.xx**	**xx.xx**	**xx.xx**	**xx.xx**

Table 704. China Cosmetics ODM Market Size, by Sun and Tanning Care, 2017-2032 (USD Million)

Sun and Tanning Care	2023	2024	2025	2026	2027	2032	CAGR (%)
After-Sun Care	xx.xx	xx.xx	xx.xx	xx.xx	xx.xx	xx.xx	xx.xx
Sun Protection	xx.xx	xx.xx	xx.xx	xx.xx	xx.xx	xx.xx	xx.xx
Sun-Tanning Care	xx.xx	xx.xx	xx.xx	xx.xx	xx.xx	xx.xx	xx.xx
Sunless Tanning	xx.xx	xx.xx	xx.xx	xx.xx	xx.xx	xx.xx	xx.xx
Total	**xx.xx**	**xx.xx**	**xx.xx**	**xx.xx**	**xx.xx**	**xx.xx**	**xx.xx**

Table 705. China Cosmetics ODM Market Size, by Nail Cosmetics, 2017-2032 (USD Million)

Nail Cosmetics	2023	2024	2025	2026	2027	2032	CAGR (%)
Nail and Cuticle Care	xx.xx	xx.xx	xx.xx	xx.xx	xx.xx	xx.xx	xx.xx
Nail Color and Coatings	xx.xx	xx.xx	xx.xx	xx.xx	xx.xx	xx.xx	xx.xx
Nail Enhancement and Adhesives	xx.xx	xx.xx	xx.xx	xx.xx	xx.xx	xx.xx	xx.xx
Nail Product Removers	xx.xx	xx.xx	xx.xx	xx.xx	xx.xx	xx.xx	xx.xx
Total	**xx.xx**	**xx.xx**	**xx.xx**	**xx.xx**	**xx.xx**	**xx.xx**	**xx.xx**

Table 706. China Cosmetics ODM Market Size, by Bath and Body Cleansing, 2017-2032 (USD Million)

Bath and Body Cleansing	2023	2024	2025	2026	2027	2032	CAGR (%)
Bath Additives	xx.xx	xx.xx	xx.xx	xx.xx	xx.xx	xx.xx	xx.xx
Body Cleansers	xx.xx	xx.xx	xx.xx	xx.xx	xx.xx	xx.xx	xx.xx
Total	**xx.xx**	**xx.xx**	**xx.xx**	**xx.xx**	**xx.xx**	**xx.xx**	**xx.xx**

Table 707. China Cosmetics ODM Market Size, by Hair Coloring and Lightening, 2017-2032 (USD Million)

Hair Coloring and Lightening	2023	2024	2025	2026	2027	2032	CAGR (%)
Hair Colorants	xx.xx	xx.xx	xx.xx	xx.xx	xx.xx	xx.xx	xx.xx
Hair Lighteners	xx.xx	xx.xx	xx.xx	xx.xx	xx.xx	xx.xx	xx.xx
Total	**xx.xx**	**xx.xx**	**xx.xx**	**xx.xx**	**xx.xx**	**xx.xx**	**xx.xx**

Table 708. China Cosmetics ODM Market Size, by Oral Care, 2017-2032 (USD Million)

Oral Care	2023	2024	2025	2026	2027	2032	CAGR (%)
Dentifrices	xx.xx	xx.xx	xx.xx	xx.xx	xx.xx	xx.xx	xx.xx
Mouthwash and Breath Fresheners	xx.xx	xx.xx	xx.xx	xx.xx	xx.xx	xx.xx	xx.xx
Tooth Whitening	xx.xx	xx.xx	xx.xx	xx.xx	xx.xx	xx.xx	xx.xx
Total	**xx.xx**	**xx.xx**	**xx.xx**	**xx.xx**	**xx.xx**	**xx.xx**	**xx.xx**

Table 709. China Cosmetics ODM Market Size, by Deodorants and Antiperspirants, 2017-2032 (USD Million)

Deodorants and Antiperspirants	2023	2024	2025	2026	2027	2032	CAGR (%)
Antiperspirants	xx.xx	xx.xx	xx.xx	xx.xx	xx.xx	xx.xx	xx.xx
Deodorants	xx.xx	xx.xx	xx.xx	xx.xx	xx.xx	xx.xx	xx.xx
Total	**xx.xx**	**xx.xx**	**xx.xx**	**xx.xx**	**xx.xx**	**xx.xx**	**xx.xx**

Table 710. China Cosmetics ODM Market Size, by Shaving and Hair Removal, 2017-2032 (USD Million)

Shaving and Hair Removal	2023	2024	2025	2026	2027	2032	CAGR (%)
Hair Removal	xx.xx	xx.xx	xx.xx	xx.xx	xx.xx	xx.xx	xx.xx
Shaving Care	xx.xx	xx.xx	xx.xx	xx.xx	xx.xx	xx.xx	xx.xx
Total	**xx.xx**	**xx.xx**	**xx.xx**	**xx.xx**	**xx.xx**	**xx.xx**	**xx.xx**

Table 711. China Cosmetics ODM Market Size, by Product Format, 2017-2032 (USD Million)

Product Format	2023	2024	2025	2026	2027	2032	CAGR (%)
Coherent Solids	xx.xx	xx.xx	xx.xx	xx.xx	xx.xx	xx.xx	xx.xx
Cosmetic-Bearing Substrates	xx.xx	xx.xx	xx.xx	xx.xx	xx.xx	xx.xx	xx.xx
Foams and Mousses	xx.xx	xx.xx	xx.xx	xx.xx	xx.xx	xx.xx	xx.xx
Liquids	xx.xx	xx.xx	xx.xx	xx.xx	xx.xx	xx.xx	xx.xx
Loose Powders and Granules	xx.xx	xx.xx	xx.xx	xx.xx	xx.xx	xx.xx	xx.xx
Semisolids	xx.xx	xx.xx	xx.xx	xx.xx	xx.xx	xx.xx	xx.xx
Total	**xx.xx**	**xx.xx**	**xx.xx**	**xx.xx**	**xx.xx**	**xx.xx**	**xx.xx**

Table 712. China Cosmetics ODM Market Size, by Semisolids, 2017-2032 (USD Million)

Semisolids	2023	2024	2025	2026	2027	2032	CAGR (%)
Balms and Pastes	xx.xx	xx.xx	xx.xx	xx.xx	xx.xx	xx.xx	xx.xx
Creams and Lotions	xx.xx	xx.xx	xx.xx	xx.xx	xx.xx	xx.xx	xx.xx
Gels	xx.xx	xx.xx	xx.xx	xx.xx	xx.xx	xx.xx	xx.xx
Total	**xx.xx**	**xx.xx**	**xx.xx**	**xx.xx**	**xx.xx**	**xx.xx**	**xx.xx**

Table 713. China Cosmetics ODM Market Size, by Coherent Solids, 2017-2032 (USD Million)

Coherent Solids	2023	2024	2025	2026	2027	2032	CAGR (%)
Bars, Sticks, and Tablets	xx.xx	xx.xx	xx.xx	xx.xx	xx.xx	xx.xx	xx.xx
Pressed Powders	xx.xx	xx.xx	xx.xx	xx.xx	xx.xx	xx.xx	xx.xx
Solid Cosmetic Films	xx.xx	xx.xx	xx.xx	xx.xx	xx.xx	xx.xx	xx.xx
Total	**xx.xx**	**xx.xx**	**xx.xx**	**xx.xx**	**xx.xx**	**xx.xx**	**xx.xx**

Table 714. China Cosmetics ODM Market Size, by Cosmetic-Bearing Substrates, 2017-2032 (USD Million)

Cosmetic-Bearing Substrates	2023	2024	2025	2026	2027	2032	CAGR (%)
Cosmetic-Bearing Masks and Patches	xx.xx	xx.xx	xx.xx	xx.xx	xx.xx	xx.xx	xx.xx
Cosmetic-Bearing Wipes and Pads	xx.xx	xx.xx	xx.xx	xx.xx	xx.xx	xx.xx	xx.xx
Total	**xx.xx**	**xx.xx**	**xx.xx**	**xx.xx**	**xx.xx**	**xx.xx**	**xx.xx**

Table 715. China Cosmetics ODM Market Size, by Formulation Water Basis, 2017-2032 (USD Million)

Formulation Water Basis	2023	2024	2025	2026	2027	2032	CAGR (%)
Anhydrous Formulations	xx.xx	xx.xx	xx.xx	xx.xx	xx.xx	xx.xx	xx.xx
Water-Containing Formulations	xx.xx	xx.xx	xx.xx	xx.xx	xx.xx	xx.xx	xx.xx
Total	**xx.xx**	**xx.xx**	**xx.xx**	**xx.xx**	**xx.xx**	**xx.xx**	**xx.xx**

Table 716. China Cosmetics ODM Market Size, by Usage Setting, 2017-2032 (USD Million)

Usage Setting	2023	2024	2025	2026	2027	2032	CAGR (%)
Hospitality and Institutional Amenities	xx.xx	xx.xx	xx.xx	xx.xx	xx.xx	xx.xx	xx.xx
Personal and Take-Home Use	xx.xx	xx.xx	xx.xx	xx.xx	xx.xx	xx.xx	xx.xx
Professional Treatment Use	xx.xx	xx.xx	xx.xx	xx.xx	xx.xx	xx.xx	xx.xx
Total	**xx.xx**	**xx.xx**	**xx.xx**	**xx.xx**	**xx.xx**	**xx.xx**	**xx.xx**

Table 717. China Cosmetics ODM Market Size, by Commissioning Buyer, 2017-2032 (USD Million)

Commissioning Buyer	2023	2024	2025	2026	2027	2032	CAGR (%)
Beauty and Personal Care Brand Operators	xx.xx	xx.xx	xx.xx	xx.xx	xx.xx	xx.xx	xx.xx
Hospitality and Institutional Amenity Operators	xx.xx	xx.xx	xx.xx	xx.xx	xx.xx	xx.xx	xx.xx
Importer and Distributor Brand Operators	xx.xx	xx.xx	xx.xx	xx.xx	xx.xx	xx.xx	xx.xx
Professional Beauty Businesses	xx.xx	xx.xx	xx.xx	xx.xx	xx.xx	xx.xx	xx.xx
Retailer Private-Label Operators	xx.xx	xx.xx	xx.xx	xx.xx	xx.xx	xx.xx	xx.xx
Total	**xx.xx**	**xx.xx**	**xx.xx**	**xx.xx**	**xx.xx**	**xx.xx**	**xx.xx**

Table 718. China Cosmetics ODM Market Size, by Supply Completion, 2017-2032 (USD Million)

Supply Completion	2023	2024	2025	2026	2027	2032	CAGR (%)
Bulk Cosmetic Supply	xx.xx	xx.xx	xx.xx	xx.xx	xx.xx	xx.xx	xx.xx
Filled Primary Packaging	xx.xx	xx.xx	xx.xx	xx.xx	xx.xx	xx.xx	xx.xx
Market-Ready Products	xx.xx	xx.xx	xx.xx	xx.xx	xx.xx	xx.xx	xx.xx
Total	**xx.xx**	**xx.xx**	**xx.xx**	**xx.xx**	**xx.xx**	**xx.xx**	**xx.xx**

Table 719. China Cosmetics ODM Market Size, by Manufacturing Execution, 2017-2032 (USD Million)

Manufacturing Execution	2023	2024	2025	2026	2027	2032	CAGR (%)
Hybrid Manufacturing	xx.xx	xx.xx	xx.xx	xx.xx	xx.xx	xx.xx	xx.xx
ODM-Controlled Manufacturing	xx.xx	xx.xx	xx.xx	xx.xx	xx.xx	xx.xx	xx.xx
Partner-Executed Manufacturing	xx.xx	xx.xx	xx.xx	xx.xx	xx.xx	xx.xx	xx.xx
Total	**xx.xx**	**xx.xx**	**xx.xx**	**xx.xx**	**xx.xx**	**xx.xx**	**xx.xx**

Table 720. China Cosmetics ODM Market Size, by Procurement Channel, 2017-2032 (USD Million)

Procurement Channel	2023	2024	2025	2026	2027	2032	CAGR (%)
Direct ODM Engagement	xx.xx	xx.xx	xx.xx	xx.xx	xx.xx	xx.xx	xx.xx
Intermediary-Managed Procurement	xx.xx	xx.xx	xx.xx	xx.xx	xx.xx	xx.xx	xx.xx
Total	**xx.xx**	**xx.xx**	**xx.xx**	**xx.xx**	**xx.xx**	**xx.xx**	**xx.xx**

Table 721. China Cosmetics ODM Market Size, by Target Price Tier, 2017-2032 (USD Million)

Target Price Tier	2023	2024	2025	2026	2027	2032	CAGR (%)
Entry Prestige	xx.xx	xx.xx	xx.xx	xx.xx	xx.xx	xx.xx	xx.xx
Mass Market	xx.xx	xx.xx	xx.xx	xx.xx	xx.xx	xx.xx	xx.xx
Masstige	xx.xx	xx.xx	xx.xx	xx.xx	xx.xx	xx.xx	xx.xx
Prestige	xx.xx	xx.xx	xx.xx	xx.xx	xx.xx	xx.xx	xx.xx
True Luxury	xx.xx	xx.xx	xx.xx	xx.xx	xx.xx	xx.xx	xx.xx
Ultra-Luxury	xx.xx	xx.xx	xx.xx	xx.xx	xx.xx	xx.xx	xx.xx
Total	**xx.xx**	**xx.xx**	**xx.xx**	**xx.xx**	**xx.xx**	**xx.xx**	**xx.xx**

Table 722. China Cosmetics ODM Market Size, by Development Model, 2017-2032 (USD Million)

Development Model	2023	2024	2025	2026	2027	2032	CAGR (%)
Catalog Formula Adoption	xx.xx	xx.xx	xx.xx	xx.xx	xx.xx	xx.xx	xx.xx
Custom Formula Development	xx.xx	xx.xx	xx.xx	xx.xx	xx.xx	xx.xx	xx.xx
Existing Formula Adaptation	xx.xx	xx.xx	xx.xx	xx.xx	xx.xx	xx.xx	xx.xx
Total	**xx.xx**	**xx.xx**	**xx.xx**	**xx.xx**	**xx.xx**	**xx.xx**	**xx.xx**

Table 723. China Cosmetics ODM Market Size, by Formula Ownership, 2017-2032 (USD Million)

Formula Ownership	2023	2024	2025	2026	2027	2032	CAGR (%)
Buyer-Owned	xx.xx	xx.xx	xx.xx	xx.xx	xx.xx	xx.xx	xx.xx
Jointly Owned	xx.xx	xx.xx	xx.xx	xx.xx	xx.xx	xx.xx	xx.xx
ODM-Owned	xx.xx	xx.xx	xx.xx	xx.xx	xx.xx	xx.xx	xx.xx
Third-Party-Owned	xx.xx	xx.xx	xx.xx	xx.xx	xx.xx	xx.xx	xx.xx
Total	**xx.xx**	**xx.xx**	**xx.xx**	**xx.xx**	**xx.xx**	**xx.xx**	**xx.xx**

Table 724. China Cosmetics ODM Market Size, by Regulatory Pathway, 2017-2032 (USD Million)

Regulatory Pathway	2023	2024	2025	2026	2027	2032	CAGR (%)
Consumer-Product Soap	xx.xx	xx.xx	xx.xx	xx.xx	xx.xx	xx.xx	xx.xx
Drug and Quasi-Drug Crossover	xx.xx	xx.xx	xx.xx	xx.xx	xx.xx	xx.xx	xx.xx
Special and Functional Cosmetics	xx.xx	xx.xx	xx.xx	xx.xx	xx.xx	xx.xx	xx.xx
Standard Cosmetics	xx.xx	xx.xx	xx.xx	xx.xx	xx.xx	xx.xx	xx.xx
Total	**xx.xx**	**xx.xx**	**xx.xx**	**xx.xx**	**xx.xx**	**xx.xx**	**xx.xx**

Table 725. China Cosmetics ODM Market Size, by Natural and Organic Status, 2017-2032 (USD Million)

Natural and Organic Status	2023	2024	2025	2026	2027	2032	CAGR (%)
Natural Certification	xx.xx	xx.xx	xx.xx	xx.xx	xx.xx	xx.xx	xx.xx
No Natural or Organic Positioning	xx.xx	xx.xx	xx.xx	xx.xx	xx.xx	xx.xx	xx.xx
Organic Certification	xx.xx	xx.xx	xx.xx	xx.xx	xx.xx	xx.xx	xx.xx
Uncertified Natural or Organic Claims	xx.xx	xx.xx	xx.xx	xx.xx	xx.xx	xx.xx	xx.xx
Total	**xx.xx**	**xx.xx**	**xx.xx**	**xx.xx**	**xx.xx**	**xx.xx**	**xx.xx**

22.3. Germany

Table 726. Germany Cosmetics ODM Market Size, 2017-2032 (USD Million)

Country	2023	2024	2025	2026	2027	2032	CAGR (%)
Germany	**xx.xx**	**xx.xx**	**xx.xx**	**xx.xx**	**xx.xx**	**xx.xx**	**xx.xx**

Table 727. Germany Cosmetics ODM Market Size, by Product Category, 2017-2032 (USD Million)

Product Category	2023	2024	2025	2026	2027	2032	CAGR (%)
Bath and Body Cleansing	xx.xx	xx.xx	xx.xx	xx.xx	xx.xx	xx.xx	xx.xx
Deodorants and Antiperspirants	xx.xx	xx.xx	xx.xx	xx.xx	xx.xx	xx.xx	xx.xx
External Intimate Care	xx.xx	xx.xx	xx.xx	xx.xx	xx.xx	xx.xx	xx.xx
Hair Care	xx.xx	xx.xx	xx.xx	xx.xx	xx.xx	xx.xx	xx.xx
Hair Coloring and Lightening	xx.xx	xx.xx	xx.xx	xx.xx	xx.xx	xx.xx	xx.xx
Makeup	xx.xx	xx.xx	xx.xx	xx.xx	xx.xx	xx.xx	xx.xx
Nail Cosmetics	xx.xx	xx.xx	xx.xx	xx.xx	xx.xx	xx.xx	xx.xx
Oral Care	xx.xx	xx.xx	xx.xx	xx.xx	xx.xx	xx.xx	xx.xx
Personal Fragrance	xx.xx	xx.xx	xx.xx	xx.xx	xx.xx	xx.xx	xx.xx
Shaving and Hair Removal	xx.xx	xx.xx	xx.xx	xx.xx	xx.xx	xx.xx	xx.xx
Skin Care	xx.xx	xx.xx	xx.xx	xx.xx	xx.xx	xx.xx	xx.xx
Sun and Tanning Care	xx.xx	xx.xx	xx.xx	xx.xx	xx.xx	xx.xx	xx.xx
Total	**xx.xx**	**xx.xx**	**xx.xx**	**xx.xx**	**xx.xx**	**xx.xx**	**xx.xx**

Table 728. Germany Cosmetics ODM Market Size, by Skin Care, 2017-2032 (USD Million)

Skin Care	2023	2024	2025	2026	2027	2032	CAGR (%)
Anti-Aging and Tone Care	xx.xx	xx.xx	xx.xx	xx.xx	xx.xx	xx.xx	xx.xx
Facial Cleansing and Makeup Removal	xx.xx	xx.xx	xx.xx	xx.xx	xx.xx	xx.xx	xx.xx
Moisturizing and Skin Conditioning	xx.xx	xx.xx	xx.xx	xx.xx	xx.xx	xx.xx	xx.xx
Skin Exfoliation	xx.xx	xx.xx	xx.xx	xx.xx	xx.xx	xx.xx	xx.xx
Total	**xx.xx**	**xx.xx**	**xx.xx**	**xx.xx**	**xx.xx**	**xx.xx**	**xx.xx**

Table 729. Germany Cosmetics ODM Market Size, by Makeup, 2017-2032 (USD Million)

Makeup	2023	2024	2025	2026	2027	2032	CAGR (%)
Body Makeup	xx.xx	xx.xx	xx.xx	xx.xx	xx.xx	xx.xx	xx.xx
Eye and Brow Cosmetics	xx.xx	xx.xx	xx.xx	xx.xx	xx.xx	xx.xx	xx.xx
Face Makeup	xx.xx	xx.xx	xx.xx	xx.xx	xx.xx	xx.xx	xx.xx
Lip Makeup	xx.xx	xx.xx	xx.xx	xx.xx	xx.xx	xx.xx	xx.xx
Total	**xx.xx**	**xx.xx**	**xx.xx**	**xx.xx**	**xx.xx**	**xx.xx**	**xx.xx**

Table 730. Germany Cosmetics ODM Market Size, by Hair Care, 2017-2032 (USD Million)

Hair Care	2023	2024	2025	2026	2027	2032	CAGR (%)
Hair Cleansing	xx.xx	xx.xx	xx.xx	xx.xx	xx.xx	xx.xx	xx.xx
Hair Conditioning and Scalp Care	xx.xx	xx.xx	xx.xx	xx.xx	xx.xx	xx.xx	xx.xx
Hair Styling	xx.xx	xx.xx	xx.xx	xx.xx	xx.xx	xx.xx	xx.xx
Hair Texture Modification	xx.xx	xx.xx	xx.xx	xx.xx	xx.xx	xx.xx	xx.xx
Total	**xx.xx**	**xx.xx**	**xx.xx**	**xx.xx**	**xx.xx**	**xx.xx**	**xx.xx**

Table 731. Germany Cosmetics ODM Market Size, by Sun and Tanning Care, 2017-2032 (USD Million)

Sun and Tanning Care	2023	2024	2025	2026	2027	2032	CAGR (%)
After-Sun Care	xx.xx	xx.xx	xx.xx	xx.xx	xx.xx	xx.xx	xx.xx
Sun Protection	xx.xx	xx.xx	xx.xx	xx.xx	xx.xx	xx.xx	xx.xx
Sun-Tanning Care	xx.xx	xx.xx	xx.xx	xx.xx	xx.xx	xx.xx	xx.xx
Sunless Tanning	xx.xx	xx.xx	xx.xx	xx.xx	xx.xx	xx.xx	xx.xx
Total	**xx.xx**	**xx.xx**	**xx.xx**	**xx.xx**	**xx.xx**	**xx.xx**	**xx.xx**

Table 732. Germany Cosmetics ODM Market Size, by Nail Cosmetics, 2017-2032 (USD Million)

Nail Cosmetics	2023	2024	2025	2026	2027	2032	CAGR (%)
Nail and Cuticle Care	xx.xx	xx.xx	xx.xx	xx.xx	xx.xx	xx.xx	xx.xx
Nail Color and Coatings	xx.xx	xx.xx	xx.xx	xx.xx	xx.xx	xx.xx	xx.xx
Nail Enhancement and Adhesives	xx.xx	xx.xx	xx.xx	xx.xx	xx.xx	xx.xx	xx.xx
Nail Product Removers	xx.xx	xx.xx	xx.xx	xx.xx	xx.xx	xx.xx	xx.xx
Total	**xx.xx**	**xx.xx**	**xx.xx**	**xx.xx**	**xx.xx**	**xx.xx**	**xx.xx**

Table 733. Germany Cosmetics ODM Market Size, by Bath and Body Cleansing, 2017-2032 (USD Million)

Bath and Body Cleansing	2023	2024	2025	2026	2027	2032	CAGR (%)
Bath Additives	xx.xx	xx.xx	xx.xx	xx.xx	xx.xx	xx.xx	xx.xx
Body Cleansers	xx.xx	xx.xx	xx.xx	xx.xx	xx.xx	xx.xx	xx.xx
Total	**xx.xx**	**xx.xx**	**xx.xx**	**xx.xx**	**xx.xx**	**xx.xx**	**xx.xx**

Table 734. Germany Cosmetics ODM Market Size, by Hair Coloring and Lightening, 2017-2032 (USD Million)

Hair Coloring and Lightening	2023	2024	2025	2026	2027	2032	CAGR (%)
Hair Colorants	xx.xx	xx.xx	xx.xx	xx.xx	xx.xx	xx.xx	xx.xx
Hair Lighteners	xx.xx	xx.xx	xx.xx	xx.xx	xx.xx	xx.xx	xx.xx
Total	**xx.xx**	**xx.xx**	**xx.xx**	**xx.xx**	**xx.xx**	**xx.xx**	**xx.xx**

Table 735. Germany Cosmetics ODM Market Size, by Oral Care, 2017-2032 (USD Million)

Oral Care	2023	2024	2025	2026	2027	2032	CAGR (%)
Dentifrices	xx.xx	xx.xx	xx.xx	xx.xx	xx.xx	xx.xx	xx.xx
Mouthwash and Breath Fresheners	xx.xx	xx.xx	xx.xx	xx.xx	xx.xx	xx.xx	xx.xx
Tooth Whitening	xx.xx	xx.xx	xx.xx	xx.xx	xx.xx	xx.xx	xx.xx
Total	**xx.xx**	**xx.xx**	**xx.xx**	**xx.xx**	**xx.xx**	**xx.xx**	**xx.xx**

Table 736. Germany Cosmetics ODM Market Size, by Deodorants and Antiperspirants, 2017-2032 (USD Million)

Deodorants and Antiperspirants	2023	2024	2025	2026	2027	2032	CAGR (%)
Antiperspirants	xx.xx	xx.xx	xx.xx	xx.xx	xx.xx	xx.xx	xx.xx
Deodorants	xx.xx	xx.xx	xx.xx	xx.xx	xx.xx	xx.xx	xx.xx
Total	**xx.xx**	**xx.xx**	**xx.xx**	**xx.xx**	**xx.xx**	**xx.xx**	**xx.xx**

Table 737. Germany Cosmetics ODM Market Size, by Shaving and Hair Removal, 2017-2032 (USD Million)

Shaving and Hair Removal	2023	2024	2025	2026	2027	2032	CAGR (%)
Hair Removal	xx.xx	xx.xx	xx.xx	xx.xx	xx.xx	xx.xx	xx.xx
Shaving Care	xx.xx	xx.xx	xx.xx	xx.xx	xx.xx	xx.xx	xx.xx
Total	**xx.xx**	**xx.xx**	**xx.xx**	**xx.xx**	**xx.xx**	**xx.xx**	**xx.xx**

Table 738. Germany Cosmetics ODM Market Size, by Product Format, 2017-2032 (USD Million)

Product Format	2023	2024	2025	2026	2027	2032	CAGR (%)
Coherent Solids	xx.xx	xx.xx	xx.xx	xx.xx	xx.xx	xx.xx	xx.xx
Cosmetic-Bearing Substrates	xx.xx	xx.xx	xx.xx	xx.xx	xx.xx	xx.xx	xx.xx
Foams and Mousses	xx.xx	xx.xx	xx.xx	xx.xx	xx.xx	xx.xx	xx.xx
Liquids	xx.xx	xx.xx	xx.xx	xx.xx	xx.xx	xx.xx	xx.xx
Loose Powders and Granules	xx.xx	xx.xx	xx.xx	xx.xx	xx.xx	xx.xx	xx.xx
Semisolids	xx.xx	xx.xx	xx.xx	xx.xx	xx.xx	xx.xx	xx.xx
Total	**xx.xx**	**xx.xx**	**xx.xx**	**xx.xx**	**xx.xx**	**xx.xx**	**xx.xx**

Table 739. Germany Cosmetics ODM Market Size, by Semisolids, 2017-2032 (USD Million)

Semisolids	2023	2024	2025	2026	2027	2032	CAGR (%)
Balms and Pastes	xx.xx	xx.xx	xx.xx	xx.xx	xx.xx	xx.xx	xx.xx
Creams and Lotions	xx.xx	xx.xx	xx.xx	xx.xx	xx.xx	xx.xx	xx.xx
Gels	xx.xx	xx.xx	xx.xx	xx.xx	xx.xx	xx.xx	xx.xx
Total	**xx.xx**	**xx.xx**	**xx.xx**	**xx.xx**	**xx.xx**	**xx.xx**	**xx.xx**

Table 740. Germany Cosmetics ODM Market Size, by Coherent Solids, 2017-2032 (USD Million)

Coherent Solids	2023	2024	2025	2026	2027	2032	CAGR (%)
Bars, Sticks, and Tablets	xx.xx	xx.xx	xx.xx	xx.xx	xx.xx	xx.xx	xx.xx
Pressed Powders	xx.xx	xx.xx	xx.xx	xx.xx	xx.xx	xx.xx	xx.xx
Solid Cosmetic Films	xx.xx	xx.xx	xx.xx	xx.xx	xx.xx	xx.xx	xx.xx
Total	**xx.xx**	**xx.xx**	**xx.xx**	**xx.xx**	**xx.xx**	**xx.xx**	**xx.xx**

Table 741. Germany Cosmetics ODM Market Size, by Cosmetic-Bearing Substrates, 2017-2032 (USD Million)

Cosmetic-Bearing Substrates	2023	2024	2025	2026	2027	2032	CAGR (%)
Cosmetic-Bearing Masks and Patches	xx.xx	xx.xx	xx.xx	xx.xx	xx.xx	xx.xx	xx.xx
Cosmetic-Bearing Wipes and Pads	xx.xx	xx.xx	xx.xx	xx.xx	xx.xx	xx.xx	xx.xx
Total	**xx.xx**	**xx.xx**	**xx.xx**	**xx.xx**	**xx.xx**	**xx.xx**	**xx.xx**

Table 742. Germany Cosmetics ODM Market Size, by Formulation Water Basis, 2017-2032 (USD Million)

Formulation Water Basis	2023	2024	2025	2026	2027	2032	CAGR (%)
Anhydrous Formulations	xx.xx	xx.xx	xx.xx	xx.xx	xx.xx	xx.xx	xx.xx
Water-Containing Formulations	xx.xx	xx.xx	xx.xx	xx.xx	xx.xx	xx.xx	xx.xx
Total	**xx.xx**	**xx.xx**	**xx.xx**	**xx.xx**	**xx.xx**	**xx.xx**	**xx.xx**

Table 743. Germany Cosmetics ODM Market Size, by Usage Setting, 2017-2032 (USD Million)

Usage Setting	2023	2024	2025	2026	2027	2032	CAGR (%)
Hospitality and Institutional Amenities	xx.xx	xx.xx	xx.xx	xx.xx	xx.xx	xx.xx	xx.xx
Personal and Take-Home Use	xx.xx	xx.xx	xx.xx	xx.xx	xx.xx	xx.xx	xx.xx
Professional Treatment Use	xx.xx	xx.xx	xx.xx	xx.xx	xx.xx	xx.xx	xx.xx
Total	**xx.xx**	**xx.xx**	**xx.xx**	**xx.xx**	**xx.xx**	**xx.xx**	**xx.xx**

Table 744. Germany Cosmetics ODM Market Size, by Commissioning Buyer, 2017-2032 (USD Million)

Commissioning Buyer	2023	2024	2025	2026	2027	2032	CAGR (%)
Beauty and Personal Care Brand Operators	xx.xx	xx.xx	xx.xx	xx.xx	xx.xx	xx.xx	xx.xx
Hospitality and Institutional Amenity Operators	xx.xx	xx.xx	xx.xx	xx.xx	xx.xx	xx.xx	xx.xx
Importer and Distributor Brand Operators	xx.xx	xx.xx	xx.xx	xx.xx	xx.xx	xx.xx	xx.xx
Professional Beauty Businesses	xx.xx	xx.xx	xx.xx	xx.xx	xx.xx	xx.xx	xx.xx
Retailer Private-Label Operators	xx.xx	xx.xx	xx.xx	xx.xx	xx.xx	xx.xx	xx.xx
Total	**xx.xx**	**xx.xx**	**xx.xx**	**xx.xx**	**xx.xx**	**xx.xx**	**xx.xx**

Table 745. Germany Cosmetics ODM Market Size, by Supply Completion, 2017-2032 (USD Million)

Supply Completion	2023	2024	2025	2026	2027	2032	CAGR (%)
Bulk Cosmetic Supply	xx.xx	xx.xx	xx.xx	xx.xx	xx.xx	xx.xx	xx.xx
Filled Primary Packaging	xx.xx	xx.xx	xx.xx	xx.xx	xx.xx	xx.xx	xx.xx
Market-Ready Products	xx.xx	xx.xx	xx.xx	xx.xx	xx.xx	xx.xx	xx.xx
Total	**xx.xx**	**xx.xx**	**xx.xx**	**xx.xx**	**xx.xx**	**xx.xx**	**xx.xx**

Table 746. Germany Cosmetics ODM Market Size, by Manufacturing Execution, 2017-2032 (USD Million)

Manufacturing Execution	2023	2024	2025	2026	2027	2032	CAGR (%)
Hybrid Manufacturing	xx.xx	xx.xx	xx.xx	xx.xx	xx.xx	xx.xx	xx.xx
ODM-Controlled Manufacturing	xx.xx	xx.xx	xx.xx	xx.xx	xx.xx	xx.xx	xx.xx
Partner-Executed Manufacturing	xx.xx	xx.xx	xx.xx	xx.xx	xx.xx	xx.xx	xx.xx
Total	**xx.xx**	**xx.xx**	**xx.xx**	**xx.xx**	**xx.xx**	**xx.xx**	**xx.xx**

Table 747. Germany Cosmetics ODM Market Size, by Procurement Channel, 2017-2032 (USD Million)

Procurement Channel	2023	2024	2025	2026	2027	2032	CAGR (%)
Direct ODM Engagement	xx.xx	xx.xx	xx.xx	xx.xx	xx.xx	xx.xx	xx.xx
Intermediary-Managed Procurement	xx.xx	xx.xx	xx.xx	xx.xx	xx.xx	xx.xx	xx.xx
Total	**xx.xx**	**xx.xx**	**xx.xx**	**xx.xx**	**xx.xx**	**xx.xx**	**xx.xx**

Table 748. Germany Cosmetics ODM Market Size, by Target Price Tier, 2017-2032 (USD Million)

Target Price Tier	2023	2024	2025	2026	2027	2032	CAGR (%)
Entry Prestige	xx.xx	xx.xx	xx.xx	xx.xx	xx.xx	xx.xx	xx.xx
Mass Market	xx.xx	xx.xx	xx.xx	xx.xx	xx.xx	xx.xx	xx.xx
Masstige	xx.xx	xx.xx	xx.xx	xx.xx	xx.xx	xx.xx	xx.xx
Prestige	xx.xx	xx.xx	xx.xx	xx.xx	xx.xx	xx.xx	xx.xx
True Luxury	xx.xx	xx.xx	xx.xx	xx.xx	xx.xx	xx.xx	xx.xx
Ultra-Luxury	xx.xx	xx.xx	xx.xx	xx.xx	xx.xx	xx.xx	xx.xx
Total	**xx.xx**	**xx.xx**	**xx.xx**	**xx.xx**	**xx.xx**	**xx.xx**	**xx.xx**

Table 749. Germany Cosmetics ODM Market Size, by Development Model, 2017-2032 (USD Million)

Development Model	2023	2024	2025	2026	2027	2032	CAGR (%)
Catalog Formula Adoption	xx.xx	xx.xx	xx.xx	xx.xx	xx.xx	xx.xx	xx.xx
Custom Formula Development	xx.xx	xx.xx	xx.xx	xx.xx	xx.xx	xx.xx	xx.xx
Existing Formula Adaptation	xx.xx	xx.xx	xx.xx	xx.xx	xx.xx	xx.xx	xx.xx
Total	**xx.xx**	**xx.xx**	**xx.xx**	**xx.xx**	**xx.xx**	**xx.xx**	**xx.xx**

Table 750. Germany Cosmetics ODM Market Size, by Formula Ownership, 2017-2032 (USD Million)

Formula Ownership	2023	2024	2025	2026	2027	2032	CAGR (%)
Buyer-Owned	xx.xx	xx.xx	xx.xx	xx.xx	xx.xx	xx.xx	xx.xx
Jointly Owned	xx.xx	xx.xx	xx.xx	xx.xx	xx.xx	xx.xx	xx.xx
ODM-Owned	xx.xx	xx.xx	xx.xx	xx.xx	xx.xx	xx.xx	xx.xx
Third-Party-Owned	xx.xx	xx.xx	xx.xx	xx.xx	xx.xx	xx.xx	xx.xx
Total	**xx.xx**	**xx.xx**	**xx.xx**	**xx.xx**	**xx.xx**	**xx.xx**	**xx.xx**

Table 751. Germany Cosmetics ODM Market Size, by Regulatory Pathway, 2017-2032 (USD Million)

Regulatory Pathway	2023	2024	2025	2026	2027	2032	CAGR (%)
Consumer-Product Soap	xx.xx	xx.xx	xx.xx	xx.xx	xx.xx	xx.xx	xx.xx
Drug and Quasi-Drug Crossover	xx.xx	xx.xx	xx.xx	xx.xx	xx.xx	xx.xx	xx.xx
Special and Functional Cosmetics	xx.xx	xx.xx	xx.xx	xx.xx	xx.xx	xx.xx	xx.xx
Standard Cosmetics	xx.xx	xx.xx	xx.xx	xx.xx	xx.xx	xx.xx	xx.xx
Total	**xx.xx**	**xx.xx**	**xx.xx**	**xx.xx**	**xx.xx**	**xx.xx**	**xx.xx**

Table 752. Germany Cosmetics ODM Market Size, by Natural and Organic Status, 2017-2032 (USD Million)

Natural and Organic Status	2023	2024	2025	2026	2027	2032	CAGR (%)
Natural Certification	xx.xx	xx.xx	xx.xx	xx.xx	xx.xx	xx.xx	xx.xx
No Natural or Organic Positioning	xx.xx	xx.xx	xx.xx	xx.xx	xx.xx	xx.xx	xx.xx
Organic Certification	xx.xx	xx.xx	xx.xx	xx.xx	xx.xx	xx.xx	xx.xx
Uncertified Natural or Organic Claims	xx.xx	xx.xx	xx.xx	xx.xx	xx.xx	xx.xx	xx.xx
Total	**xx.xx**	**xx.xx**	**xx.xx**	**xx.xx**	**xx.xx**	**xx.xx**	**xx.xx**

22.4. Brazil

Table 753. Brazil Cosmetics ODM Market Size, 2017-2032 (USD Million)

Country	2023	2024	2025	2026	2027	2032	CAGR (%)
Brazil	**xx.xx**	**xx.xx**	**xx.xx**	**xx.xx**	**xx.xx**	**xx.xx**	**xx.xx**

Table 754. Brazil Cosmetics ODM Market Size, by Product Category, 2017-2032 (USD Million)

Product Category	2023	2024	2025	2026	2027	2032	CAGR (%)
Bath and Body Cleansing	xx.xx	xx.xx	xx.xx	xx.xx	xx.xx	xx.xx	xx.xx
Deodorants and Antiperspirants	xx.xx	xx.xx	xx.xx	xx.xx	xx.xx	xx.xx	xx.xx
External Intimate Care	xx.xx	xx.xx	xx.xx	xx.xx	xx.xx	xx.xx	xx.xx
Hair Care	xx.xx	xx.xx	xx.xx	xx.xx	xx.xx	xx.xx	xx.xx
Hair Coloring and Lightening	xx.xx	xx.xx	xx.xx	xx.xx	xx.xx	xx.xx	xx.xx
Makeup	xx.xx	xx.xx	xx.xx	xx.xx	xx.xx	xx.xx	xx.xx
Nail Cosmetics	xx.xx	xx.xx	xx.xx	xx.xx	xx.xx	xx.xx	xx.xx
Oral Care	xx.xx	xx.xx	xx.xx	xx.xx	xx.xx	xx.xx	xx.xx
Personal Fragrance	xx.xx	xx.xx	xx.xx	xx.xx	xx.xx	xx.xx	xx.xx
Shaving and Hair Removal	xx.xx	xx.xx	xx.xx	xx.xx	xx.xx	xx.xx	xx.xx
Skin Care	xx.xx	xx.xx	xx.xx	xx.xx	xx.xx	xx.xx	xx.xx
Sun and Tanning Care	xx.xx	xx.xx	xx.xx	xx.xx	xx.xx	xx.xx	xx.xx
Total	**xx.xx**	**xx.xx**	**xx.xx**	**xx.xx**	**xx.xx**	**xx.xx**	**xx.xx**

Table 755. Brazil Cosmetics ODM Market Size, by Skin Care, 2017-2032 (USD Million)

Skin Care	2023	2024	2025	2026	2027	2032	CAGR (%)
Anti-Aging and Tone Care	xx.xx	xx.xx	xx.xx	xx.xx	xx.xx	xx.xx	xx.xx
Facial Cleansing and Makeup Removal	xx.xx	xx.xx	xx.xx	xx.xx	xx.xx	xx.xx	xx.xx
Moisturizing and Skin Conditioning	xx.xx	xx.xx	xx.xx	xx.xx	xx.xx	xx.xx	xx.xx
Skin Exfoliation	xx.xx	xx.xx	xx.xx	xx.xx	xx.xx	xx.xx	xx.xx
Total	**xx.xx**	**xx.xx**	**xx.xx**	**xx.xx**	**xx.xx**	**xx.xx**	**xx.xx**

Table 756. Brazil Cosmetics ODM Market Size, by Makeup, 2017-2032 (USD Million)

Makeup	2023	2024	2025	2026	2027	2032	CAGR (%)
Body Makeup	xx.xx	xx.xx	xx.xx	xx.xx	xx.xx	xx.xx	xx.xx
Eye and Brow Cosmetics	xx.xx	xx.xx	xx.xx	xx.xx	xx.xx	xx.xx	xx.xx
Face Makeup	xx.xx	xx.xx	xx.xx	xx.xx	xx.xx	xx.xx	xx.xx
Lip Makeup	xx.xx	xx.xx	xx.xx	xx.xx	xx.xx	xx.xx	xx.xx
Total	**xx.xx**	**xx.xx**	**xx.xx**	**xx.xx**	**xx.xx**	**xx.xx**	**xx.xx**

Table 757. Brazil Cosmetics ODM Market Size, by Hair Care, 2017-2032 (USD Million)

Hair Care	2023	2024	2025	2026	2027	2032	CAGR (%)
Hair Cleansing	xx.xx	xx.xx	xx.xx	xx.xx	xx.xx	xx.xx	xx.xx
Hair Conditioning and Scalp Care	xx.xx	xx.xx	xx.xx	xx.xx	xx.xx	xx.xx	xx.xx
Hair Styling	xx.xx	xx.xx	xx.xx	xx.xx	xx.xx	xx.xx	xx.xx
Hair Texture Modification	xx.xx	xx.xx	xx.xx	xx.xx	xx.xx	xx.xx	xx.xx
Total	**xx.xx**	**xx.xx**	**xx.xx**	**xx.xx**	**xx.xx**	**xx.xx**	**xx.xx**

Table 758. Brazil Cosmetics ODM Market Size, by Sun and Tanning Care, 2017-2032 (USD Million)

Sun and Tanning Care	2023	2024	2025	2026	2027	2032	CAGR (%)
After-Sun Care	xx.xx	xx.xx	xx.xx	xx.xx	xx.xx	xx.xx	xx.xx
Sun Protection	xx.xx	xx.xx	xx.xx	xx.xx	xx.xx	xx.xx	xx.xx
Sun-Tanning Care	xx.xx	xx.xx	xx.xx	xx.xx	xx.xx	xx.xx	xx.xx
Sunless Tanning	xx.xx	xx.xx	xx.xx	xx.xx	xx.xx	xx.xx	xx.xx
Total	**xx.xx**	**xx.xx**	**xx.xx**	**xx.xx**	**xx.xx**	**xx.xx**	**xx.xx**

Table 759. Brazil Cosmetics ODM Market Size, by Nail Cosmetics, 2017-2032 (USD Million)

Nail Cosmetics	2023	2024	2025	2026	2027	2032	CAGR (%)
Nail and Cuticle Care	xx.xx	xx.xx	xx.xx	xx.xx	xx.xx	xx.xx	xx.xx
Nail Color and Coatings	xx.xx	xx.xx	xx.xx	xx.xx	xx.xx	xx.xx	xx.xx
Nail Enhancement and Adhesives	xx.xx	xx.xx	xx.xx	xx.xx	xx.xx	xx.xx	xx.xx
Nail Product Removers	xx.xx	xx.xx	xx.xx	xx.xx	xx.xx	xx.xx	xx.xx
Total	**xx.xx**	**xx.xx**	**xx.xx**	**xx.xx**	**xx.xx**	**xx.xx**	**xx.xx**

Table 760. Brazil Cosmetics ODM Market Size, by Bath and Body Cleansing, 2017-2032 (USD Million)

Bath and Body Cleansing	2023	2024	2025	2026	2027	2032	CAGR (%)
Bath Additives	xx.xx	xx.xx	xx.xx	xx.xx	xx.xx	xx.xx	xx.xx
Body Cleansers	xx.xx	xx.xx	xx.xx	xx.xx	xx.xx	xx.xx	xx.xx
Total	**xx.xx**	**xx.xx**	**xx.xx**	**xx.xx**	**xx.xx**	**xx.xx**	**xx.xx**

Table 761. Brazil Cosmetics ODM Market Size, by Hair Coloring and Lightening, 2017-2032 (USD Million)

Hair Coloring and Lightening	2023	2024	2025	2026	2027	2032	CAGR (%)
Hair Colorants	xx.xx	xx.xx	xx.xx	xx.xx	xx.xx	xx.xx	xx.xx
Hair Lighteners	xx.xx	xx.xx	xx.xx	xx.xx	xx.xx	xx.xx	xx.xx
Total	**xx.xx**	**xx.xx**	**xx.xx**	**xx.xx**	**xx.xx**	**xx.xx**	**xx.xx**

Table 762. Brazil Cosmetics ODM Market Size, by Oral Care, 2017-2032 (USD Million)

Oral Care	2023	2024	2025	2026	2027	2032	CAGR (%)
Dentifrices	xx.xx	xx.xx	xx.xx	xx.xx	xx.xx	xx.xx	xx.xx
Mouthwash and Breath Fresheners	xx.xx	xx.xx	xx.xx	xx.xx	xx.xx	xx.xx	xx.xx
Tooth Whitening	xx.xx	xx.xx	xx.xx	xx.xx	xx.xx	xx.xx	xx.xx
Total	**xx.xx**	**xx.xx**	**xx.xx**	**xx.xx**	**xx.xx**	**xx.xx**	**xx.xx**

Table 763. Brazil Cosmetics ODM Market Size, by Deodorants and Antiperspirants, 2017-2032 (USD Million)

Deodorants and Antiperspirants	2023	2024	2025	2026	2027	2032	CAGR (%)
Antiperspirants	xx.xx	xx.xx	xx.xx	xx.xx	xx.xx	xx.xx	xx.xx
Deodorants	xx.xx	xx.xx	xx.xx	xx.xx	xx.xx	xx.xx	xx.xx
Total	**xx.xx**	**xx.xx**	**xx.xx**	**xx.xx**	**xx.xx**	**xx.xx**	**xx.xx**

Table 764. Brazil Cosmetics ODM Market Size, by Shaving and Hair Removal, 2017-2032 (USD Million)

Shaving and Hair Removal	2023	2024	2025	2026	2027	2032	CAGR (%)
Hair Removal	xx.xx	xx.xx	xx.xx	xx.xx	xx.xx	xx.xx	xx.xx
Shaving Care	xx.xx	xx.xx	xx.xx	xx.xx	xx.xx	xx.xx	xx.xx
Total	**xx.xx**	**xx.xx**	**xx.xx**	**xx.xx**	**xx.xx**	**xx.xx**	**xx.xx**

Table 765. Brazil Cosmetics ODM Market Size, by Product Format, 2017-2032 (USD Million)

Product Format	2023	2024	2025	2026	2027	2032	CAGR (%)
Coherent Solids	xx.xx	xx.xx	xx.xx	xx.xx	xx.xx	xx.xx	xx.xx
Cosmetic-Bearing Substrates	xx.xx	xx.xx	xx.xx	xx.xx	xx.xx	xx.xx	xx.xx
Foams and Mousses	xx.xx	xx.xx	xx.xx	xx.xx	xx.xx	xx.xx	xx.xx
Liquids	xx.xx	xx.xx	xx.xx	xx.xx	xx.xx	xx.xx	xx.xx
Loose Powders and Granules	xx.xx	xx.xx	xx.xx	xx.xx	xx.xx	xx.xx	xx.xx
Semisolids	xx.xx	xx.xx	xx.xx	xx.xx	xx.xx	xx.xx	xx.xx
Total	**xx.xx**	**xx.xx**	**xx.xx**	**xx.xx**	**xx.xx**	**xx.xx**	**xx.xx**

Table 766. Brazil Cosmetics ODM Market Size, by Semisolids, 2017-2032 (USD Million)

Semisolids	2023	2024	2025	2026	2027	2032	CAGR (%)
Balms and Pastes	xx.xx	xx.xx	xx.xx	xx.xx	xx.xx	xx.xx	xx.xx
Creams and Lotions	xx.xx	xx.xx	xx.xx	xx.xx	xx.xx	xx.xx	xx.xx
Gels	xx.xx	xx.xx	xx.xx	xx.xx	xx.xx	xx.xx	xx.xx
Total	**xx.xx**	**xx.xx**	**xx.xx**	**xx.xx**	**xx.xx**	**xx.xx**	**xx.xx**

Table 767. Brazil Cosmetics ODM Market Size, by Coherent Solids, 2017-2032 (USD Million)

Coherent Solids	2023	2024	2025	2026	2027	2032	CAGR (%)
Bars, Sticks, and Tablets	xx.xx	xx.xx	xx.xx	xx.xx	xx.xx	xx.xx	xx.xx
Pressed Powders	xx.xx	xx.xx	xx.xx	xx.xx	xx.xx	xx.xx	xx.xx
Solid Cosmetic Films	xx.xx	xx.xx	xx.xx	xx.xx	xx.xx	xx.xx	xx.xx
Total	**xx.xx**	**xx.xx**	**xx.xx**	**xx.xx**	**xx.xx**	**xx.xx**	**xx.xx**

Table 768. Brazil Cosmetics ODM Market Size, by Cosmetic-Bearing Substrates, 2017-2032 (USD Million)

Cosmetic-Bearing Substrates	2023	2024	2025	2026	2027	2032	CAGR (%)
Cosmetic-Bearing Masks and Patches	xx.xx	xx.xx	xx.xx	xx.xx	xx.xx	xx.xx	xx.xx
Cosmetic-Bearing Wipes and Pads	xx.xx	xx.xx	xx.xx	xx.xx	xx.xx	xx.xx	xx.xx
Total	**xx.xx**	**xx.xx**	**xx.xx**	**xx.xx**	**xx.xx**	**xx.xx**	**xx.xx**

Table 769. Brazil Cosmetics ODM Market Size, by Formulation Water Basis, 2017-2032 (USD Million)

Formulation Water Basis	2023	2024	2025	2026	2027	2032	CAGR (%)
Anhydrous Formulations	xx.xx	xx.xx	xx.xx	xx.xx	xx.xx	xx.xx	xx.xx
Water-Containing Formulations	xx.xx	xx.xx	xx.xx	xx.xx	xx.xx	xx.xx	xx.xx
Total	**xx.xx**	**xx.xx**	**xx.xx**	**xx.xx**	**xx.xx**	**xx.xx**	**xx.xx**

Table 770. Brazil Cosmetics ODM Market Size, by Usage Setting, 2017-2032 (USD Million)

Usage Setting	2023	2024	2025	2026	2027	2032	CAGR (%)
Hospitality and Institutional Amenities	xx.xx	xx.xx	xx.xx	xx.xx	xx.xx	xx.xx	xx.xx
Personal and Take-Home Use	xx.xx	xx.xx	xx.xx	xx.xx	xx.xx	xx.xx	xx.xx
Professional Treatment Use	xx.xx	xx.xx	xx.xx	xx.xx	xx.xx	xx.xx	xx.xx
Total	**xx.xx**	**xx.xx**	**xx.xx**	**xx.xx**	**xx.xx**	**xx.xx**	**xx.xx**

Table 771. Brazil Cosmetics ODM Market Size, by Commissioning Buyer, 2017-2032 (USD Million)

Commissioning Buyer	2023	2024	2025	2026	2027	2032	CAGR (%)
Beauty and Personal Care Brand Operators	xx.xx	xx.xx	xx.xx	xx.xx	xx.xx	xx.xx	xx.xx
Hospitality and Institutional Amenity Operators	xx.xx	xx.xx	xx.xx	xx.xx	xx.xx	xx.xx	xx.xx
Importer and Distributor Brand Operators	xx.xx	xx.xx	xx.xx	xx.xx	xx.xx	xx.xx	xx.xx
Professional Beauty Businesses	xx.xx	xx.xx	xx.xx	xx.xx	xx.xx	xx.xx	xx.xx
Retailer Private-Label Operators	xx.xx	xx.xx	xx.xx	xx.xx	xx.xx	xx.xx	xx.xx
Total	**xx.xx**	**xx.xx**	**xx.xx**	**xx.xx**	**xx.xx**	**xx.xx**	**xx.xx**

Table 772. Brazil Cosmetics ODM Market Size, by Supply Completion, 2017-2032 (USD Million)

Supply Completion	2023	2024	2025	2026	2027	2032	CAGR (%)
Bulk Cosmetic Supply	xx.xx	xx.xx	xx.xx	xx.xx	xx.xx	xx.xx	xx.xx
Filled Primary Packaging	xx.xx	xx.xx	xx.xx	xx.xx	xx.xx	xx.xx	xx.xx
Market-Ready Products	xx.xx	xx.xx	xx.xx	xx.xx	xx.xx	xx.xx	xx.xx
Total	**xx.xx**	**xx.xx**	**xx.xx**	**xx.xx**	**xx.xx**	**xx.xx**	**xx.xx**

Table 773. Brazil Cosmetics ODM Market Size, by Manufacturing Execution, 2017-2032 (USD Million)

Manufacturing Execution	2023	2024	2025	2026	2027	2032	CAGR (%)
Hybrid Manufacturing	xx.xx	xx.xx	xx.xx	xx.xx	xx.xx	xx.xx	xx.xx
ODM-Controlled Manufacturing	xx.xx	xx.xx	xx.xx	xx.xx	xx.xx	xx.xx	xx.xx
Partner-Executed Manufacturing	xx.xx	xx.xx	xx.xx	xx.xx	xx.xx	xx.xx	xx.xx
Total	**xx.xx**	**xx.xx**	**xx.xx**	**xx.xx**	**xx.xx**	**xx.xx**	**xx.xx**

Table 774. Brazil Cosmetics ODM Market Size, by Procurement Channel, 2017-2032 (USD Million)

Procurement Channel	2023	2024	2025	2026	2027	2032	CAGR (%)
Direct ODM Engagement	xx.xx	xx.xx	xx.xx	xx.xx	xx.xx	xx.xx	xx.xx
Intermediary-Managed Procurement	xx.xx	xx.xx	xx.xx	xx.xx	xx.xx	xx.xx	xx.xx
Total	**xx.xx**	**xx.xx**	**xx.xx**	**xx.xx**	**xx.xx**	**xx.xx**	**xx.xx**

Table 775. Brazil Cosmetics ODM Market Size, by Target Price Tier, 2017-2032 (USD Million)

Target Price Tier	2023	2024	2025	2026	2027	2032	CAGR (%)
Entry Prestige	xx.xx	xx.xx	xx.xx	xx.xx	xx.xx	xx.xx	xx.xx
Mass Market	xx.xx	xx.xx	xx.xx	xx.xx	xx.xx	xx.xx	xx.xx
Masstige	xx.xx	xx.xx	xx.xx	xx.xx	xx.xx	xx.xx	xx.xx
Prestige	xx.xx	xx.xx	xx.xx	xx.xx	xx.xx	xx.xx	xx.xx
True Luxury	xx.xx	xx.xx	xx.xx	xx.xx	xx.xx	xx.xx	xx.xx
Ultra-Luxury	xx.xx	xx.xx	xx.xx	xx.xx	xx.xx	xx.xx	xx.xx
Total	**xx.xx**	**xx.xx**	**xx.xx**	**xx.xx**	**xx.xx**	**xx.xx**	**xx.xx**

Table 776. Brazil Cosmetics ODM Market Size, by Development Model, 2017-2032 (USD Million)

Development Model	2023	2024	2025	2026	2027	2032	CAGR (%)
Catalog Formula Adoption	xx.xx	xx.xx	xx.xx	xx.xx	xx.xx	xx.xx	xx.xx
Custom Formula Development	xx.xx	xx.xx	xx.xx	xx.xx	xx.xx	xx.xx	xx.xx
Existing Formula Adaptation	xx.xx	xx.xx	xx.xx	xx.xx	xx.xx	xx.xx	xx.xx
Total	**xx.xx**	**xx.xx**	**xx.xx**	**xx.xx**	**xx.xx**	**xx.xx**	**xx.xx**

Table 777. Brazil Cosmetics ODM Market Size, by Formula Ownership, 2017-2032 (USD Million)

Formula Ownership	2023	2024	2025	2026	2027	2032	CAGR (%)
Buyer-Owned	xx.xx	xx.xx	xx.xx	xx.xx	xx.xx	xx.xx	xx.xx
Jointly Owned	xx.xx	xx.xx	xx.xx	xx.xx	xx.xx	xx.xx	xx.xx
ODM-Owned	xx.xx	xx.xx	xx.xx	xx.xx	xx.xx	xx.xx	xx.xx
Third-Party-Owned	xx.xx	xx.xx	xx.xx	xx.xx	xx.xx	xx.xx	xx.xx
Total	**xx.xx**	**xx.xx**	**xx.xx**	**xx.xx**	**xx.xx**	**xx.xx**	**xx.xx**

Table 778. Brazil Cosmetics ODM Market Size, by Regulatory Pathway, 2017-2032 (USD Million)

Regulatory Pathway	2023	2024	2025	2026	2027	2032	CAGR (%)
Consumer-Product Soap	xx.xx	xx.xx	xx.xx	xx.xx	xx.xx	xx.xx	xx.xx
Drug and Quasi-Drug Crossover	xx.xx	xx.xx	xx.xx	xx.xx	xx.xx	xx.xx	xx.xx
Special and Functional Cosmetics	xx.xx	xx.xx	xx.xx	xx.xx	xx.xx	xx.xx	xx.xx
Standard Cosmetics	xx.xx	xx.xx	xx.xx	xx.xx	xx.xx	xx.xx	xx.xx
Total	**xx.xx**	**xx.xx**	**xx.xx**	**xx.xx**	**xx.xx**	**xx.xx**	**xx.xx**

Table 779. Brazil Cosmetics ODM Market Size, by Natural and Organic Status, 2017-2032 (USD Million)

Natural and Organic Status	2023	2024	2025	2026	2027	2032	CAGR (%)
Natural Certification	xx.xx	xx.xx	xx.xx	xx.xx	xx.xx	xx.xx	xx.xx
No Natural or Organic Positioning	xx.xx	xx.xx	xx.xx	xx.xx	xx.xx	xx.xx	xx.xx
Organic Certification	xx.xx	xx.xx	xx.xx	xx.xx	xx.xx	xx.xx	xx.xx
Uncertified Natural or Organic Claims	xx.xx	xx.xx	xx.xx	xx.xx	xx.xx	xx.xx	xx.xx
Total	**xx.xx**	**xx.xx**	**xx.xx**	**xx.xx**	**xx.xx**	**xx.xx**	**xx.xx**

22.5. United Kingdom

Table 780. United Kingdom Cosmetics ODM Market Size, 2017-2032 (USD Million)

Country	2023	2024	2025	2026	2027	2032	CAGR (%)
United Kingdom	**xx.xx**	**xx.xx**	**xx.xx**	**xx.xx**	**xx.xx**	**xx.xx**	**xx.xx**

Table 781. United Kingdom Cosmetics ODM Market Size, by Product Category, 2017-2032 (USD Million)

Product Category	2023	2024	2025	2026	2027	2032	CAGR (%)
Bath and Body Cleansing	xx.xx	xx.xx	xx.xx	xx.xx	xx.xx	xx.xx	xx.xx
Deodorants and Antiperspirants	xx.xx	xx.xx	xx.xx	xx.xx	xx.xx	xx.xx	xx.xx
External Intimate Care	xx.xx	xx.xx	xx.xx	xx.xx	xx.xx	xx.xx	xx.xx
Hair Care	xx.xx	xx.xx	xx.xx	xx.xx	xx.xx	xx.xx	xx.xx
Hair Coloring and Lightening	xx.xx	xx.xx	xx.xx	xx.xx	xx.xx	xx.xx	xx.xx
Makeup	xx.xx	xx.xx	xx.xx	xx.xx	xx.xx	xx.xx	xx.xx
Nail Cosmetics	xx.xx	xx.xx	xx.xx	xx.xx	xx.xx	xx.xx	xx.xx
Oral Care	xx.xx	xx.xx	xx.xx	xx.xx	xx.xx	xx.xx	xx.xx
Personal Fragrance	xx.xx	xx.xx	xx.xx	xx.xx	xx.xx	xx.xx	xx.xx
Shaving and Hair Removal	xx.xx	xx.xx	xx.xx	xx.xx	xx.xx	xx.xx	xx.xx
Skin Care	xx.xx	xx.xx	xx.xx	xx.xx	xx.xx	xx.xx	xx.xx
Sun and Tanning Care	xx.xx	xx.xx	xx.xx	xx.xx	xx.xx	xx.xx	xx.xx
Total	**xx.xx**	**xx.xx**	**xx.xx**	**xx.xx**	**xx.xx**	**xx.xx**	**xx.xx**

Table 782. United Kingdom Cosmetics ODM Market Size, by Skin Care, 2017-2032 (USD Million)

Skin Care	2023	2024	2025	2026	2027	2032	CAGR (%)
Anti-Aging and Tone Care	xx.xx	xx.xx	xx.xx	xx.xx	xx.xx	xx.xx	xx.xx
Facial Cleansing and Makeup Removal	xx.xx	xx.xx	xx.xx	xx.xx	xx.xx	xx.xx	xx.xx
Moisturizing and Skin Conditioning	xx.xx	xx.xx	xx.xx	xx.xx	xx.xx	xx.xx	xx.xx
Skin Exfoliation	xx.xx	xx.xx	xx.xx	xx.xx	xx.xx	xx.xx	xx.xx
Total	**xx.xx**	**xx.xx**	**xx.xx**	**xx.xx**	**xx.xx**	**xx.xx**	**xx.xx**

Table 783. United Kingdom Cosmetics ODM Market Size, by Makeup, 2017-2032 (USD Million)

Makeup	2023	2024	2025	2026	2027	2032	CAGR (%)
Body Makeup	xx.xx	xx.xx	xx.xx	xx.xx	xx.xx	xx.xx	xx.xx
Eye and Brow Cosmetics	xx.xx	xx.xx	xx.xx	xx.xx	xx.xx	xx.xx	xx.xx
Face Makeup	xx.xx	xx.xx	xx.xx	xx.xx	xx.xx	xx.xx	xx.xx
Lip Makeup	xx.xx	xx.xx	xx.xx	xx.xx	xx.xx	xx.xx	xx.xx
Total	**xx.xx**	**xx.xx**	**xx.xx**	**xx.xx**	**xx.xx**	**xx.xx**	**xx.xx**

Table 784. United Kingdom Cosmetics ODM Market Size, by Hair Care, 2017-2032 (USD Million)

Hair Care	2023	2024	2025	2026	2027	2032	CAGR (%)
Hair Cleansing	xx.xx	xx.xx	xx.xx	xx.xx	xx.xx	xx.xx	xx.xx
Hair Conditioning and Scalp Care	xx.xx	xx.xx	xx.xx	xx.xx	xx.xx	xx.xx	xx.xx
Hair Styling	xx.xx	xx.xx	xx.xx	xx.xx	xx.xx	xx.xx	xx.xx
Hair Texture Modification	xx.xx	xx.xx	xx.xx	xx.xx	xx.xx	xx.xx	xx.xx
Total	**xx.xx**	**xx.xx**	**xx.xx**	**xx.xx**	**xx.xx**	**xx.xx**	**xx.xx**

Table 785. United Kingdom Cosmetics ODM Market Size, by Sun and Tanning Care, 2017-2032 (USD Million)

Sun and Tanning Care	2023	2024	2025	2026	2027	2032	CAGR (%)
After-Sun Care	xx.xx	xx.xx	xx.xx	xx.xx	xx.xx	xx.xx	xx.xx
Sun Protection	xx.xx	xx.xx	xx.xx	xx.xx	xx.xx	xx.xx	xx.xx
Sun-Tanning Care	xx.xx	xx.xx	xx.xx	xx.xx	xx.xx	xx.xx	xx.xx
Sunless Tanning	xx.xx	xx.xx	xx.xx	xx.xx	xx.xx	xx.xx	xx.xx
Total	**xx.xx**	**xx.xx**	**xx.xx**	**xx.xx**	**xx.xx**	**xx.xx**	**xx.xx**

Table 786. United Kingdom Cosmetics ODM Market Size, by Nail Cosmetics, 2017-2032 (USD Million)

Nail Cosmetics	2023	2024	2025	2026	2027	2032	CAGR (%)
Nail and Cuticle Care	xx.xx	xx.xx	xx.xx	xx.xx	xx.xx	xx.xx	xx.xx
Nail Color and Coatings	xx.xx	xx.xx	xx.xx	xx.xx	xx.xx	xx.xx	xx.xx
Nail Enhancement and Adhesives	xx.xx	xx.xx	xx.xx	xx.xx	xx.xx	xx.xx	xx.xx
Nail Product Removers	xx.xx	xx.xx	xx.xx	xx.xx	xx.xx	xx.xx	xx.xx
Total	**xx.xx**	**xx.xx**	**xx.xx**	**xx.xx**	**xx.xx**	**xx.xx**	**xx.xx**

Table 787. United Kingdom Cosmetics ODM Market Size, by Bath and Body Cleansing, 2017-2032 (USD Million)

Bath and Body Cleansing	2023	2024	2025	2026	2027	2032	CAGR (%)
Bath Additives	xx.xx	xx.xx	xx.xx	xx.xx	xx.xx	xx.xx	xx.xx
Body Cleansers	xx.xx	xx.xx	xx.xx	xx.xx	xx.xx	xx.xx	xx.xx
Total	**xx.xx**	**xx.xx**	**xx.xx**	**xx.xx**	**xx.xx**	**xx.xx**	**xx.xx**

Table 788. United Kingdom Cosmetics ODM Market Size, by Hair Coloring and Lightening, 2017-2032 (USD Million)

Hair Coloring and Lightening	2023	2024	2025	2026	2027	2032	CAGR (%)
Hair Colorants	xx.xx	xx.xx	xx.xx	xx.xx	xx.xx	xx.xx	xx.xx
Hair Lighteners	xx.xx	xx.xx	xx.xx	xx.xx	xx.xx	xx.xx	xx.xx
Total	**xx.xx**	**xx.xx**	**xx.xx**	**xx.xx**	**xx.xx**	**xx.xx**	**xx.xx**

Table 789. United Kingdom Cosmetics ODM Market Size, by Oral Care, 2017-2032 (USD Million)

Oral Care	2023	2024	2025	2026	2027	2032	CAGR (%)
Dentifrices	xx.xx	xx.xx	xx.xx	xx.xx	xx.xx	xx.xx	xx.xx
Mouthwash and Breath Fresheners	xx.xx	xx.xx	xx.xx	xx.xx	xx.xx	xx.xx	xx.xx
Tooth Whitening	xx.xx	xx.xx	xx.xx	xx.xx	xx.xx	xx.xx	xx.xx
Total	**xx.xx**	**xx.xx**	**xx.xx**	**xx.xx**	**xx.xx**	**xx.xx**	**xx.xx**

Table 790. United Kingdom Cosmetics ODM Market Size, by Deodorants and Antiperspirants, 2017-2032 (USD Million)

Deodorants and Antiperspirants	2023	2024	2025	2026	2027	2032	CAGR (%)
Antiperspirants	xx.xx	xx.xx	xx.xx	xx.xx	xx.xx	xx.xx	xx.xx
Deodorants	xx.xx	xx.xx	xx.xx	xx.xx	xx.xx	xx.xx	xx.xx
Total	**xx.xx**	**xx.xx**	**xx.xx**	**xx.xx**	**xx.xx**	**xx.xx**	**xx.xx**

Table 791. United Kingdom Cosmetics ODM Market Size, by Shaving and Hair Removal, 2017-2032 (USD Million)

Shaving and Hair Removal	2023	2024	2025	2026	2027	2032	CAGR (%)
Hair Removal	xx.xx	xx.xx	xx.xx	xx.xx	xx.xx	xx.xx	xx.xx
Shaving Care	xx.xx	xx.xx	xx.xx	xx.xx	xx.xx	xx.xx	xx.xx
Total	**xx.xx**	**xx.xx**	**xx.xx**	**xx.xx**	**xx.xx**	**xx.xx**	**xx.xx**

Table 792. United Kingdom Cosmetics ODM Market Size, by Product Format, 2017-2032 (USD Million)

Product Format	2023	2024	2025	2026	2027	2032	CAGR (%)
Coherent Solids	xx.xx	xx.xx	xx.xx	xx.xx	xx.xx	xx.xx	xx.xx
Cosmetic-Bearing Substrates	xx.xx	xx.xx	xx.xx	xx.xx	xx.xx	xx.xx	xx.xx
Foams and Mousses	xx.xx	xx.xx	xx.xx	xx.xx	xx.xx	xx.xx	xx.xx
Liquids	xx.xx	xx.xx	xx.xx	xx.xx	xx.xx	xx.xx	xx.xx
Loose Powders and Granules	xx.xx	xx.xx	xx.xx	xx.xx	xx.xx	xx.xx	xx.xx
Semisolids	xx.xx	xx.xx	xx.xx	xx.xx	xx.xx	xx.xx	xx.xx
Total	**xx.xx**	**xx.xx**	**xx.xx**	**xx.xx**	**xx.xx**	**xx.xx**	**xx.xx**

Table 793. United Kingdom Cosmetics ODM Market Size, by Semisolids, 2017-2032 (USD Million)

Semisolids	2023	2024	2025	2026	2027	2032	CAGR (%)
Balms and Pastes	xx.xx	xx.xx	xx.xx	xx.xx	xx.xx	xx.xx	xx.xx
Creams and Lotions	xx.xx	xx.xx	xx.xx	xx.xx	xx.xx	xx.xx	xx.xx
Gels	xx.xx	xx.xx	xx.xx	xx.xx	xx.xx	xx.xx	xx.xx
Total	**xx.xx**	**xx.xx**	**xx.xx**	**xx.xx**	**xx.xx**	**xx.xx**	**xx.xx**

Table 794. United Kingdom Cosmetics ODM Market Size, by Coherent Solids, 2017-2032 (USD Million)

Coherent Solids	2023	2024	2025	2026	2027	2032	CAGR (%)
Bars, Sticks, and Tablets	xx.xx	xx.xx	xx.xx	xx.xx	xx.xx	xx.xx	xx.xx
Pressed Powders	xx.xx	xx.xx	xx.xx	xx.xx	xx.xx	xx.xx	xx.xx
Solid Cosmetic Films	xx.xx	xx.xx	xx.xx	xx.xx	xx.xx	xx.xx	xx.xx
Total	**xx.xx**	**xx.xx**	**xx.xx**	**xx.xx**	**xx.xx**	**xx.xx**	**xx.xx**

Table 795. United Kingdom Cosmetics ODM Market Size, by Cosmetic-Bearing Substrates, 2017-2032 (USD Million)

Cosmetic-Bearing Substrates	2023	2024	2025	2026	2027	2032	CAGR (%)
Cosmetic-Bearing Masks and Patches	xx.xx	xx.xx	xx.xx	xx.xx	xx.xx	xx.xx	xx.xx
Cosmetic-Bearing Wipes and Pads	xx.xx	xx.xx	xx.xx	xx.xx	xx.xx	xx.xx	xx.xx
Total	**xx.xx**	**xx.xx**	**xx.xx**	**xx.xx**	**xx.xx**	**xx.xx**	**xx.xx**

Table 796. United Kingdom Cosmetics ODM Market Size, by Formulation Water Basis, 2017-2032 (USD Million)

Formulation Water Basis	2023	2024	2025	2026	2027	2032	CAGR (%)
Anhydrous Formulations	xx.xx	xx.xx	xx.xx	xx.xx	xx.xx	xx.xx	xx.xx
Water-Containing Formulations	xx.xx	xx.xx	xx.xx	xx.xx	xx.xx	xx.xx	xx.xx
Total	**xx.xx**	**xx.xx**	**xx.xx**	**xx.xx**	**xx.xx**	**xx.xx**	**xx.xx**

Table 797. United Kingdom Cosmetics ODM Market Size, by Usage Setting, 2017-2032 (USD Million)

Usage Setting	2023	2024	2025	2026	2027	2032	CAGR (%)
Hospitality and Institutional Amenities	xx.xx	xx.xx	xx.xx	xx.xx	xx.xx	xx.xx	xx.xx
Personal and Take-Home Use	xx.xx	xx.xx	xx.xx	xx.xx	xx.xx	xx.xx	xx.xx
Professional Treatment Use	xx.xx	xx.xx	xx.xx	xx.xx	xx.xx	xx.xx	xx.xx
Total	**xx.xx**	**xx.xx**	**xx.xx**	**xx.xx**	**xx.xx**	**xx.xx**	**xx.xx**

Table 798. United Kingdom Cosmetics ODM Market Size, by Commissioning Buyer, 2017-2032 (USD Million)

Commissioning Buyer	2023	2024	2025	2026	2027	2032	CAGR (%)
Beauty and Personal Care Brand Operators	xx.xx	xx.xx	xx.xx	xx.xx	xx.xx	xx.xx	xx.xx
Hospitality and Institutional Amenity Operators	xx.xx	xx.xx	xx.xx	xx.xx	xx.xx	xx.xx	xx.xx
Importer and Distributor Brand Operators	xx.xx	xx.xx	xx.xx	xx.xx	xx.xx	xx.xx	xx.xx
Professional Beauty Businesses	xx.xx	xx.xx	xx.xx	xx.xx	xx.xx	xx.xx	xx.xx
Retailer Private-Label Operators	xx.xx	xx.xx	xx.xx	xx.xx	xx.xx	xx.xx	xx.xx
Total	**xx.xx**	**xx.xx**	**xx.xx**	**xx.xx**	**xx.xx**	**xx.xx**	**xx.xx**

Table 799. United Kingdom Cosmetics ODM Market Size, by Supply Completion, 2017-2032 (USD Million)

Supply Completion	2023	2024	2025	2026	2027	2032	CAGR (%)
Bulk Cosmetic Supply	xx.xx	xx.xx	xx.xx	xx.xx	xx.xx	xx.xx	xx.xx
Filled Primary Packaging	xx.xx	xx.xx	xx.xx	xx.xx	xx.xx	xx.xx	xx.xx
Market-Ready Products	xx.xx	xx.xx	xx.xx	xx.xx	xx.xx	xx.xx	xx.xx
Total	**xx.xx**	**xx.xx**	**xx.xx**	**xx.xx**	**xx.xx**	**xx.xx**	**xx.xx**

Table 800. United Kingdom Cosmetics ODM Market Size, by Manufacturing Execution, 2017-2032 (USD Million)

Manufacturing Execution	2023	2024	2025	2026	2027	2032	CAGR (%)
Hybrid Manufacturing	xx.xx	xx.xx	xx.xx	xx.xx	xx.xx	xx.xx	xx.xx
ODM-Controlled Manufacturing	xx.xx	xx.xx	xx.xx	xx.xx	xx.xx	xx.xx	xx.xx
Partner-Executed Manufacturing	xx.xx	xx.xx	xx.xx	xx.xx	xx.xx	xx.xx	xx.xx
Total	**xx.xx**	**xx.xx**	**xx.xx**	**xx.xx**	**xx.xx**	**xx.xx**	**xx.xx**

Table 801. United Kingdom Cosmetics ODM Market Size, by Procurement Channel, 2017-2032 (USD Million)

Procurement Channel	2023	2024	2025	2026	2027	2032	CAGR (%)
Direct ODM Engagement	xx.xx	xx.xx	xx.xx	xx.xx	xx.xx	xx.xx	xx.xx
Intermediary-Managed Procurement	xx.xx	xx.xx	xx.xx	xx.xx	xx.xx	xx.xx	xx.xx
Total	**xx.xx**	**xx.xx**	**xx.xx**	**xx.xx**	**xx.xx**	**xx.xx**	**xx.xx**

Table 802. United Kingdom Cosmetics ODM Market Size, by Target Price Tier, 2017-2032 (USD Million)

Target Price Tier	2023	2024	2025	2026	2027	2032	CAGR (%)
Entry Prestige	xx.xx	xx.xx	xx.xx	xx.xx	xx.xx	xx.xx	xx.xx
Mass Market	xx.xx	xx.xx	xx.xx	xx.xx	xx.xx	xx.xx	xx.xx
Masstige	xx.xx	xx.xx	xx.xx	xx.xx	xx.xx	xx.xx	xx.xx
Prestige	xx.xx	xx.xx	xx.xx	xx.xx	xx.xx	xx.xx	xx.xx
True Luxury	xx.xx	xx.xx	xx.xx	xx.xx	xx.xx	xx.xx	xx.xx
Ultra-Luxury	xx.xx	xx.xx	xx.xx	xx.xx	xx.xx	xx.xx	xx.xx
Total	**xx.xx**	**xx.xx**	**xx.xx**	**xx.xx**	**xx.xx**	**xx.xx**	**xx.xx**

Table 803. United Kingdom Cosmetics ODM Market Size, by Development Model, 2017-2032 (USD Million)

Development Model	2023	2024	2025	2026	2027	2032	CAGR (%)
Catalog Formula Adoption	xx.xx	xx.xx	xx.xx	xx.xx	xx.xx	xx.xx	xx.xx
Custom Formula Development	xx.xx	xx.xx	xx.xx	xx.xx	xx.xx	xx.xx	xx.xx
Existing Formula Adaptation	xx.xx	xx.xx	xx.xx	xx.xx	xx.xx	xx.xx	xx.xx
Total	**xx.xx**	**xx.xx**	**xx.xx**	**xx.xx**	**xx.xx**	**xx.xx**	**xx.xx**

Table 804. United Kingdom Cosmetics ODM Market Size, by Formula Ownership, 2017-2032 (USD Million)

Formula Ownership	2023	2024	2025	2026	2027	2032	CAGR (%)
Buyer-Owned	xx.xx	xx.xx	xx.xx	xx.xx	xx.xx	xx.xx	xx.xx
Jointly Owned	xx.xx	xx.xx	xx.xx	xx.xx	xx.xx	xx.xx	xx.xx
ODM-Owned	xx.xx	xx.xx	xx.xx	xx.xx	xx.xx	xx.xx	xx.xx
Third-Party-Owned	xx.xx	xx.xx	xx.xx	xx.xx	xx.xx	xx.xx	xx.xx
Total	**xx.xx**	**xx.xx**	**xx.xx**	**xx.xx**	**xx.xx**	**xx.xx**	**xx.xx**

Table 805. United Kingdom Cosmetics ODM Market Size, by Regulatory Pathway, 2017-2032 (USD Million)

Regulatory Pathway	2023	2024	2025	2026	2027	2032	CAGR (%)
Consumer-Product Soap	xx.xx	xx.xx	xx.xx	xx.xx	xx.xx	xx.xx	xx.xx
Drug and Quasi-Drug Crossover	xx.xx	xx.xx	xx.xx	xx.xx	xx.xx	xx.xx	xx.xx
Special and Functional Cosmetics	xx.xx	xx.xx	xx.xx	xx.xx	xx.xx	xx.xx	xx.xx
Standard Cosmetics	xx.xx	xx.xx	xx.xx	xx.xx	xx.xx	xx.xx	xx.xx
Total	**xx.xx**	**xx.xx**	**xx.xx**	**xx.xx**	**xx.xx**	**xx.xx**	**xx.xx**

Table 806. United Kingdom Cosmetics ODM Market Size, by Natural and Organic Status, 2017-2032 (USD Million)

Natural and Organic Status	2023	2024	2025	2026	2027	2032	CAGR (%)
Natural Certification	xx.xx	xx.xx	xx.xx	xx.xx	xx.xx	xx.xx	xx.xx
No Natural or Organic Positioning	xx.xx	xx.xx	xx.xx	xx.xx	xx.xx	xx.xx	xx.xx
Organic Certification	xx.xx	xx.xx	xx.xx	xx.xx	xx.xx	xx.xx	xx.xx
Uncertified Natural or Organic Claims	xx.xx	xx.xx	xx.xx	xx.xx	xx.xx	xx.xx	xx.xx
Total	**xx.xx**	**xx.xx**	**xx.xx**	**xx.xx**	**xx.xx**	**xx.xx**	**xx.xx**

22.6. Japan

Table 807. Japan Cosmetics ODM Market Size, 2017-2032 (USD Million)

Country	2023	2024	2025	2026	2027	2032	CAGR (%)
Japan	**xx.xx**	**xx.xx**	**xx.xx**	**xx.xx**	**xx.xx**	**xx.xx**	**xx.xx**

Table 808. Japan Cosmetics ODM Market Size, by Product Category, 2017-2032 (USD Million)

Product Category	2023	2024	2025	2026	2027	2032	CAGR (%)
Bath and Body Cleansing	xx.xx	xx.xx	xx.xx	xx.xx	xx.xx	xx.xx	xx.xx
Deodorants and Antiperspirants	xx.xx	xx.xx	xx.xx	xx.xx	xx.xx	xx.xx	xx.xx
External Intimate Care	xx.xx	xx.xx	xx.xx	xx.xx	xx.xx	xx.xx	xx.xx
Hair Care	xx.xx	xx.xx	xx.xx	xx.xx	xx.xx	xx.xx	xx.xx
Hair Coloring and Lightening	xx.xx	xx.xx	xx.xx	xx.xx	xx.xx	xx.xx	xx.xx
Makeup	xx.xx	xx.xx	xx.xx	xx.xx	xx.xx	xx.xx	xx.xx
Nail Cosmetics	xx.xx	xx.xx	xx.xx	xx.xx	xx.xx	xx.xx	xx.xx
Oral Care	xx.xx	xx.xx	xx.xx	xx.xx	xx.xx	xx.xx	xx.xx
Personal Fragrance	xx.xx	xx.xx	xx.xx	xx.xx	xx.xx	xx.xx	xx.xx
Shaving and Hair Removal	xx.xx	xx.xx	xx.xx	xx.xx	xx.xx	xx.xx	xx.xx
Skin Care	xx.xx	xx.xx	xx.xx	xx.xx	xx.xx	xx.xx	xx.xx
Sun and Tanning Care	xx.xx	xx.xx	xx.xx	xx.xx	xx.xx	xx.xx	xx.xx
Total	**xx.xx**	**xx.xx**	**xx.xx**	**xx.xx**	**xx.xx**	**xx.xx**	**xx.xx**

Table 809. Japan Cosmetics ODM Market Size, by Skin Care, 2017-2032 (USD Million)

Skin Care	2023	2024	2025	2026	2027	2032	CAGR (%)
Anti-Aging and Tone Care	xx.xx	xx.xx	xx.xx	xx.xx	xx.xx	xx.xx	xx.xx
Facial Cleansing and Makeup Removal	xx.xx	xx.xx	xx.xx	xx.xx	xx.xx	xx.xx	xx.xx
Moisturizing and Skin Conditioning	xx.xx	xx.xx	xx.xx	xx.xx	xx.xx	xx.xx	xx.xx
Skin Exfoliation	xx.xx	xx.xx	xx.xx	xx.xx	xx.xx	xx.xx	xx.xx
Total	**xx.xx**	**xx.xx**	**xx.xx**	**xx.xx**	**xx.xx**	**xx.xx**	**xx.xx**

Table 810. Japan Cosmetics ODM Market Size, by Makeup, 2017-2032 (USD Million)

Makeup	2023	2024	2025	2026	2027	2032	CAGR (%)
Body Makeup	xx.xx	xx.xx	xx.xx	xx.xx	xx.xx	xx.xx	xx.xx
Eye and Brow Cosmetics	xx.xx	xx.xx	xx.xx	xx.xx	xx.xx	xx.xx	xx.xx
Face Makeup	xx.xx	xx.xx	xx.xx	xx.xx	xx.xx	xx.xx	xx.xx
Lip Makeup	xx.xx	xx.xx	xx.xx	xx.xx	xx.xx	xx.xx	xx.xx
Total	**xx.xx**	**xx.xx**	**xx.xx**	**xx.xx**	**xx.xx**	**xx.xx**	**xx.xx**

Table 811. Japan Cosmetics ODM Market Size, by Hair Care, 2017-2032 (USD Million)

Hair Care	2023	2024	2025	2026	2027	2032	CAGR (%)
Hair Cleansing	xx.xx	xx.xx	xx.xx	xx.xx	xx.xx	xx.xx	xx.xx
Hair Conditioning and Scalp Care	xx.xx	xx.xx	xx.xx	xx.xx	xx.xx	xx.xx	xx.xx
Hair Styling	xx.xx	xx.xx	xx.xx	xx.xx	xx.xx	xx.xx	xx.xx
Hair Texture Modification	xx.xx	xx.xx	xx.xx	xx.xx	xx.xx	xx.xx	xx.xx
Total	**xx.xx**	**xx.xx**	**xx.xx**	**xx.xx**	**xx.xx**	**xx.xx**	**xx.xx**

Table 812. Japan Cosmetics ODM Market Size, by Sun and Tanning Care, 2017-2032 (USD Million)

Sun and Tanning Care	2023	2024	2025	2026	2027	2032	CAGR (%)
After-Sun Care	xx.xx	xx.xx	xx.xx	xx.xx	xx.xx	xx.xx	xx.xx
Sun Protection	xx.xx	xx.xx	xx.xx	xx.xx	xx.xx	xx.xx	xx.xx
Sun-Tanning Care	xx.xx	xx.xx	xx.xx	xx.xx	xx.xx	xx.xx	xx.xx
Sunless Tanning	xx.xx	xx.xx	xx.xx	xx.xx	xx.xx	xx.xx	xx.xx
Total	**xx.xx**	**xx.xx**	**xx.xx**	**xx.xx**	**xx.xx**	**xx.xx**	**xx.xx**

Table 813. Japan Cosmetics ODM Market Size, by Nail Cosmetics, 2017-2032 (USD Million)

Nail Cosmetics	2023	2024	2025	2026	2027	2032	CAGR (%)
Nail and Cuticle Care	xx.xx	xx.xx	xx.xx	xx.xx	xx.xx	xx.xx	xx.xx
Nail Color and Coatings	xx.xx	xx.xx	xx.xx	xx.xx	xx.xx	xx.xx	xx.xx
Nail Enhancement and Adhesives	xx.xx	xx.xx	xx.xx	xx.xx	xx.xx	xx.xx	xx.xx
Nail Product Removers	xx.xx	xx.xx	xx.xx	xx.xx	xx.xx	xx.xx	xx.xx
Total	**xx.xx**	**xx.xx**	**xx.xx**	**xx.xx**	**xx.xx**	**xx.xx**	**xx.xx**

Table 814. Japan Cosmetics ODM Market Size, by Bath and Body Cleansing, 2017-2032 (USD Million)

Bath and Body Cleansing	2023	2024	2025	2026	2027	2032	CAGR (%)
Bath Additives	xx.xx	xx.xx	xx.xx	xx.xx	xx.xx	xx.xx	xx.xx
Body Cleansers	xx.xx	xx.xx	xx.xx	xx.xx	xx.xx	xx.xx	xx.xx
Total	**xx.xx**	**xx.xx**	**xx.xx**	**xx.xx**	**xx.xx**	**xx.xx**	**xx.xx**

Table 815. Japan Cosmetics ODM Market Size, by Hair Coloring and Lightening, 2017-2032 (USD Million)

Hair Coloring and Lightening	2023	2024	2025	2026	2027	2032	CAGR (%)
Hair Colorants	xx.xx	xx.xx	xx.xx	xx.xx	xx.xx	xx.xx	xx.xx
Hair Lighteners	xx.xx	xx.xx	xx.xx	xx.xx	xx.xx	xx.xx	xx.xx
Total	**xx.xx**	**xx.xx**	**xx.xx**	**xx.xx**	**xx.xx**	**xx.xx**	**xx.xx**

Table 816. Japan Cosmetics ODM Market Size, by Oral Care, 2017-2032 (USD Million)

Oral Care	2023	2024	2025	2026	2027	2032	CAGR (%)
Dentifrices	xx.xx	xx.xx	xx.xx	xx.xx	xx.xx	xx.xx	xx.xx
Mouthwash and Breath Fresheners	xx.xx	xx.xx	xx.xx	xx.xx	xx.xx	xx.xx	xx.xx
Tooth Whitening	xx.xx	xx.xx	xx.xx	xx.xx	xx.xx	xx.xx	xx.xx
Total	**xx.xx**	**xx.xx**	**xx.xx**	**xx.xx**	**xx.xx**	**xx.xx**	**xx.xx**

Table 817. Japan Cosmetics ODM Market Size, by Deodorants and Antiperspirants, 2017-2032 (USD Million)

Deodorants and Antiperspirants	2023	2024	2025	2026	2027	2032	CAGR (%)
Antiperspirants	xx.xx	xx.xx	xx.xx	xx.xx	xx.xx	xx.xx	xx.xx
Deodorants	xx.xx	xx.xx	xx.xx	xx.xx	xx.xx	xx.xx	xx.xx
Total	**xx.xx**	**xx.xx**	**xx.xx**	**xx.xx**	**xx.xx**	**xx.xx**	**xx.xx**

Table 818. Japan Cosmetics ODM Market Size, by Shaving and Hair Removal, 2017-2032 (USD Million)

Shaving and Hair Removal	2023	2024	2025	2026	2027	2032	CAGR (%)
Hair Removal	xx.xx	xx.xx	xx.xx	xx.xx	xx.xx	xx.xx	xx.xx
Shaving Care	xx.xx	xx.xx	xx.xx	xx.xx	xx.xx	xx.xx	xx.xx
Total	**xx.xx**	**xx.xx**	**xx.xx**	**xx.xx**	**xx.xx**	**xx.xx**	**xx.xx**

Table 819. Japan Cosmetics ODM Market Size, by Product Format, 2017-2032 (USD Million)

Product Format	2023	2024	2025	2026	2027	2032	CAGR (%)
Coherent Solids	xx.xx	xx.xx	xx.xx	xx.xx	xx.xx	xx.xx	xx.xx
Cosmetic-Bearing Substrates	xx.xx	xx.xx	xx.xx	xx.xx	xx.xx	xx.xx	xx.xx
Foams and Mousses	xx.xx	xx.xx	xx.xx	xx.xx	xx.xx	xx.xx	xx.xx
Liquids	xx.xx	xx.xx	xx.xx	xx.xx	xx.xx	xx.xx	xx.xx
Loose Powders and Granules	xx.xx	xx.xx	xx.xx	xx.xx	xx.xx	xx.xx	xx.xx
Semisolids	xx.xx	xx.xx	xx.xx	xx.xx	xx.xx	xx.xx	xx.xx
Total	**xx.xx**	**xx.xx**	**xx.xx**	**xx.xx**	**xx.xx**	**xx.xx**	**xx.xx**

Table 820. Japan Cosmetics ODM Market Size, by Semisolids, 2017-2032 (USD Million)

Semisolids	2023	2024	2025	2026	2027	2032	CAGR (%)
Balms and Pastes	xx.xx	xx.xx	xx.xx	xx.xx	xx.xx	xx.xx	xx.xx
Creams and Lotions	xx.xx	xx.xx	xx.xx	xx.xx	xx.xx	xx.xx	xx.xx
Gels	xx.xx	xx.xx	xx.xx	xx.xx	xx.xx	xx.xx	xx.xx
Total	**xx.xx**	**xx.xx**	**xx.xx**	**xx.xx**	**xx.xx**	**xx.xx**	**xx.xx**

Table 821. Japan Cosmetics ODM Market Size, by Coherent Solids, 2017-2032 (USD Million)

Coherent Solids	2023	2024	2025	2026	2027	2032	CAGR (%)
Bars, Sticks, and Tablets	xx.xx	xx.xx	xx.xx	xx.xx	xx.xx	xx.xx	xx.xx
Pressed Powders	xx.xx	xx.xx	xx.xx	xx.xx	xx.xx	xx.xx	xx.xx
Solid Cosmetic Films	xx.xx	xx.xx	xx.xx	xx.xx	xx.xx	xx.xx	xx.xx
Total	**xx.xx**	**xx.xx**	**xx.xx**	**xx.xx**	**xx.xx**	**xx.xx**	**xx.xx**

Table 822. Japan Cosmetics ODM Market Size, by Cosmetic-Bearing Substrates, 2017-2032 (USD Million)

Cosmetic-Bearing Substrates	2023	2024	2025	2026	2027	2032	CAGR (%)
Cosmetic-Bearing Masks and Patches	xx.xx	xx.xx	xx.xx	xx.xx	xx.xx	xx.xx	xx.xx
Cosmetic-Bearing Wipes and Pads	xx.xx	xx.xx	xx.xx	xx.xx	xx.xx	xx.xx	xx.xx
Total	**xx.xx**	**xx.xx**	**xx.xx**	**xx.xx**	**xx.xx**	**xx.xx**	**xx.xx**

Table 823. Japan Cosmetics ODM Market Size, by Formulation Water Basis, 2017-2032 (USD Million)

Formulation Water Basis	2023	2024	2025	2026	2027	2032	CAGR (%)
Anhydrous Formulations	xx.xx	xx.xx	xx.xx	xx.xx	xx.xx	xx.xx	xx.xx
Water-Containing Formulations	xx.xx	xx.xx	xx.xx	xx.xx	xx.xx	xx.xx	xx.xx
Total	**xx.xx**	**xx.xx**	**xx.xx**	**xx.xx**	**xx.xx**	**xx.xx**	**xx.xx**

Table 824. Japan Cosmetics ODM Market Size, by Usage Setting, 2017-2032 (USD Million)

Usage Setting	2023	2024	2025	2026	2027	2032	CAGR (%)
Hospitality and Institutional Amenities	xx.xx	xx.xx	xx.xx	xx.xx	xx.xx	xx.xx	xx.xx
Personal and Take-Home Use	xx.xx	xx.xx	xx.xx	xx.xx	xx.xx	xx.xx	xx.xx
Professional Treatment Use	xx.xx	xx.xx	xx.xx	xx.xx	xx.xx	xx.xx	xx.xx
Total	**xx.xx**	**xx.xx**	**xx.xx**	**xx.xx**	**xx.xx**	**xx.xx**	**xx.xx**

Table 825. Japan Cosmetics ODM Market Size, by Commissioning Buyer, 2017-2032 (USD Million)

Commissioning Buyer	2023	2024	2025	2026	2027	2032	CAGR (%)
Beauty and Personal Care Brand Operators	xx.xx	xx.xx	xx.xx	xx.xx	xx.xx	xx.xx	xx.xx
Hospitality and Institutional Amenity Operators	xx.xx	xx.xx	xx.xx	xx.xx	xx.xx	xx.xx	xx.xx
Importer and Distributor Brand Operators	xx.xx	xx.xx	xx.xx	xx.xx	xx.xx	xx.xx	xx.xx
Professional Beauty Businesses	xx.xx	xx.xx	xx.xx	xx.xx	xx.xx	xx.xx	xx.xx
Retailer Private-Label Operators	xx.xx	xx.xx	xx.xx	xx.xx	xx.xx	xx.xx	xx.xx
Total	**xx.xx**	**xx.xx**	**xx.xx**	**xx.xx**	**xx.xx**	**xx.xx**	**xx.xx**

Table 826. Japan Cosmetics ODM Market Size, by Supply Completion, 2017-2032 (USD Million)

Supply Completion	2023	2024	2025	2026	2027	2032	CAGR (%)
Bulk Cosmetic Supply	xx.xx	xx.xx	xx.xx	xx.xx	xx.xx	xx.xx	xx.xx
Filled Primary Packaging	xx.xx	xx.xx	xx.xx	xx.xx	xx.xx	xx.xx	xx.xx
Market-Ready Products	xx.xx	xx.xx	xx.xx	xx.xx	xx.xx	xx.xx	xx.xx
Total	**xx.xx**	**xx.xx**	**xx.xx**	**xx.xx**	**xx.xx**	**xx.xx**	**xx.xx**

Table 827. Japan Cosmetics ODM Market Size, by Manufacturing Execution, 2017-2032 (USD Million)

Manufacturing Execution	2023	2024	2025	2026	2027	2032	CAGR (%)
Hybrid Manufacturing	xx.xx	xx.xx	xx.xx	xx.xx	xx.xx	xx.xx	xx.xx
ODM-Controlled Manufacturing	xx.xx	xx.xx	xx.xx	xx.xx	xx.xx	xx.xx	xx.xx
Partner-Executed Manufacturing	xx.xx	xx.xx	xx.xx	xx.xx	xx.xx	xx.xx	xx.xx
Total	**xx.xx**	**xx.xx**	**xx.xx**	**xx.xx**	**xx.xx**	**xx.xx**	**xx.xx**

Table 828. Japan Cosmetics ODM Market Size, by Procurement Channel, 2017-2032 (USD Million)

Procurement Channel	2023	2024	2025	2026	2027	2032	CAGR (%)
Direct ODM Engagement	xx.xx	xx.xx	xx.xx	xx.xx	xx.xx	xx.xx	xx.xx
Intermediary-Managed Procurement	xx.xx	xx.xx	xx.xx	xx.xx	xx.xx	xx.xx	xx.xx
Total	**xx.xx**	**xx.xx**	**xx.xx**	**xx.xx**	**xx.xx**	**xx.xx**	**xx.xx**

Table 829. Japan Cosmetics ODM Market Size, by Target Price Tier, 2017-2032 (USD Million)

Target Price Tier	2023	2024	2025	2026	2027	2032	CAGR (%)
Entry Prestige	xx.xx	xx.xx	xx.xx	xx.xx	xx.xx	xx.xx	xx.xx
Mass Market	xx.xx	xx.xx	xx.xx	xx.xx	xx.xx	xx.xx	xx.xx
Masstige	xx.xx	xx.xx	xx.xx	xx.xx	xx.xx	xx.xx	xx.xx
Prestige	xx.xx	xx.xx	xx.xx	xx.xx	xx.xx	xx.xx	xx.xx
True Luxury	xx.xx	xx.xx	xx.xx	xx.xx	xx.xx	xx.xx	xx.xx
Ultra-Luxury	xx.xx	xx.xx	xx.xx	xx.xx	xx.xx	xx.xx	xx.xx
Total	**xx.xx**	**xx.xx**	**xx.xx**	**xx.xx**	**xx.xx**	**xx.xx**	**xx.xx**

Table 830. Japan Cosmetics ODM Market Size, by Development Model, 2017-2032 (USD Million)

Development Model	2023	2024	2025	2026	2027	2032	CAGR (%)
Catalog Formula Adoption	xx.xx	xx.xx	xx.xx	xx.xx	xx.xx	xx.xx	xx.xx
Custom Formula Development	xx.xx	xx.xx	xx.xx	xx.xx	xx.xx	xx.xx	xx.xx
Existing Formula Adaptation	xx.xx	xx.xx	xx.xx	xx.xx	xx.xx	xx.xx	xx.xx
Total	**xx.xx**	**xx.xx**	**xx.xx**	**xx.xx**	**xx.xx**	**xx.xx**	**xx.xx**

Table 831. Japan Cosmetics ODM Market Size, by Formula Ownership, 2017-2032 (USD Million)

Formula Ownership	2023	2024	2025	2026	2027	2032	CAGR (%)
Buyer-Owned	xx.xx	xx.xx	xx.xx	xx.xx	xx.xx	xx.xx	xx.xx
Jointly Owned	xx.xx	xx.xx	xx.xx	xx.xx	xx.xx	xx.xx	xx.xx
ODM-Owned	xx.xx	xx.xx	xx.xx	xx.xx	xx.xx	xx.xx	xx.xx
Third-Party-Owned	xx.xx	xx.xx	xx.xx	xx.xx	xx.xx	xx.xx	xx.xx
Total	**xx.xx**	**xx.xx**	**xx.xx**	**xx.xx**	**xx.xx**	**xx.xx**	**xx.xx**

Table 832. Japan Cosmetics ODM Market Size, by Regulatory Pathway, 2017-2032 (USD Million)

Regulatory Pathway	2023	2024	2025	2026	2027	2032	CAGR (%)
Consumer-Product Soap	xx.xx	xx.xx	xx.xx	xx.xx	xx.xx	xx.xx	xx.xx
Drug and Quasi-Drug Crossover	xx.xx	xx.xx	xx.xx	xx.xx	xx.xx	xx.xx	xx.xx
Special and Functional Cosmetics	xx.xx	xx.xx	xx.xx	xx.xx	xx.xx	xx.xx	xx.xx
Standard Cosmetics	xx.xx	xx.xx	xx.xx	xx.xx	xx.xx	xx.xx	xx.xx
Total	**xx.xx**	**xx.xx**	**xx.xx**	**xx.xx**	**xx.xx**	**xx.xx**	**xx.xx**

Table 833. Japan Cosmetics ODM Market Size, by Natural and Organic Status, 2017-2032 (USD Million)

Natural and Organic Status	2023	2024	2025	2026	2027	2032	CAGR (%)
Natural Certification	xx.xx	xx.xx	xx.xx	xx.xx	xx.xx	xx.xx	xx.xx
No Natural or Organic Positioning	xx.xx	xx.xx	xx.xx	xx.xx	xx.xx	xx.xx	xx.xx
Organic Certification	xx.xx	xx.xx	xx.xx	xx.xx	xx.xx	xx.xx	xx.xx
Uncertified Natural or Organic Claims	xx.xx	xx.xx	xx.xx	xx.xx	xx.xx	xx.xx	xx.xx
Total	**xx.xx**	**xx.xx**	**xx.xx**	**xx.xx**	**xx.xx**	**xx.xx**	**xx.xx**

22.7. France

Table 834. France Cosmetics ODM Market Size, 2017-2032 (USD Million)

Country	2023	2024	2025	2026	2027	2032	CAGR (%)
France	**xx.xx**	**xx.xx**	**xx.xx**	**xx.xx**	**xx.xx**	**xx.xx**	**xx.xx**

Table 835. France Cosmetics ODM Market Size, by Product Category, 2017-2032 (USD Million)

Product Category	2023	2024	2025	2026	2027	2032	CAGR (%)
Bath and Body Cleansing	xx.xx	xx.xx	xx.xx	xx.xx	xx.xx	xx.xx	xx.xx
Deodorants and Antiperspirants	xx.xx	xx.xx	xx.xx	xx.xx	xx.xx	xx.xx	xx.xx
External Intimate Care	xx.xx	xx.xx	xx.xx	xx.xx	xx.xx	xx.xx	xx.xx
Hair Care	xx.xx	xx.xx	xx.xx	xx.xx	xx.xx	xx.xx	xx.xx
Hair Coloring and Lightening	xx.xx	xx.xx	xx.xx	xx.xx	xx.xx	xx.xx	xx.xx
Makeup	xx.xx	xx.xx	xx.xx	xx.xx	xx.xx	xx.xx	xx.xx
Nail Cosmetics	xx.xx	xx.xx	xx.xx	xx.xx	xx.xx	xx.xx	xx.xx
Oral Care	xx.xx	xx.xx	xx.xx	xx.xx	xx.xx	xx.xx	xx.xx
Personal Fragrance	xx.xx	xx.xx	xx.xx	xx.xx	xx.xx	xx.xx	xx.xx
Shaving and Hair Removal	xx.xx	xx.xx	xx.xx	xx.xx	xx.xx	xx.xx	xx.xx
Skin Care	xx.xx	xx.xx	xx.xx	xx.xx	xx.xx	xx.xx	xx.xx
Sun and Tanning Care	xx.xx	xx.xx	xx.xx	xx.xx	xx.xx	xx.xx	xx.xx
Total	**xx.xx**	**xx.xx**	**xx.xx**	**xx.xx**	**xx.xx**	**xx.xx**	**xx.xx**

Table 836. France Cosmetics ODM Market Size, by Skin Care, 2017-2032 (USD Million)

Skin Care	2023	2024	2025	2026	2027	2032	CAGR (%)
Anti-Aging and Tone Care	xx.xx	xx.xx	xx.xx	xx.xx	xx.xx	xx.xx	xx.xx
Facial Cleansing and Makeup Removal	xx.xx	xx.xx	xx.xx	xx.xx	xx.xx	xx.xx	xx.xx
Moisturizing and Skin Conditioning	xx.xx	xx.xx	xx.xx	xx.xx	xx.xx	xx.xx	xx.xx
Skin Exfoliation	xx.xx	xx.xx	xx.xx	xx.xx	xx.xx	xx.xx	xx.xx
Total	**xx.xx**	**xx.xx**	**xx.xx**	**xx.xx**	**xx.xx**	**xx.xx**	**xx.xx**

Table 837. France Cosmetics ODM Market Size, by Makeup, 2017-2032 (USD Million)

Makeup	2023	2024	2025	2026	2027	2032	CAGR (%)
Body Makeup	xx.xx	xx.xx	xx.xx	xx.xx	xx.xx	xx.xx	xx.xx
Eye and Brow Cosmetics	xx.xx	xx.xx	xx.xx	xx.xx	xx.xx	xx.xx	xx.xx
Face Makeup	xx.xx	xx.xx	xx.xx	xx.xx	xx.xx	xx.xx	xx.xx
Lip Makeup	xx.xx	xx.xx	xx.xx	xx.xx	xx.xx	xx.xx	xx.xx
Total	**xx.xx**	**xx.xx**	**xx.xx**	**xx.xx**	**xx.xx**	**xx.xx**	**xx.xx**

Table 838. France Cosmetics ODM Market Size, by Hair Care, 2017-2032 (USD Million)

Hair Care	2023	2024	2025	2026	2027	2032	CAGR (%)
Hair Cleansing	xx.xx	xx.xx	xx.xx	xx.xx	xx.xx	xx.xx	xx.xx
Hair Conditioning and Scalp Care	xx.xx	xx.xx	xx.xx	xx.xx	xx.xx	xx.xx	xx.xx
Hair Styling	xx.xx	xx.xx	xx.xx	xx.xx	xx.xx	xx.xx	xx.xx
Hair Texture Modification	xx.xx	xx.xx	xx.xx	xx.xx	xx.xx	xx.xx	xx.xx
Total	**xx.xx**	**xx.xx**	**xx.xx**	**xx.xx**	**xx.xx**	**xx.xx**	**xx.xx**

Table 839. France Cosmetics ODM Market Size, by Sun and Tanning Care, 2017-2032 (USD Million)

Sun and Tanning Care	2023	2024	2025	2026	2027	2032	CAGR (%)
After-Sun Care	xx.xx	xx.xx	xx.xx	xx.xx	xx.xx	xx.xx	xx.xx
Sun Protection	xx.xx	xx.xx	xx.xx	xx.xx	xx.xx	xx.xx	xx.xx
Sun-Tanning Care	xx.xx	xx.xx	xx.xx	xx.xx	xx.xx	xx.xx	xx.xx
Sunless Tanning	xx.xx	xx.xx	xx.xx	xx.xx	xx.xx	xx.xx	xx.xx
Total	**xx.xx**	**xx.xx**	**xx.xx**	**xx.xx**	**xx.xx**	**xx.xx**	**xx.xx**

Table 840. France Cosmetics ODM Market Size, by Nail Cosmetics, 2017-2032 (USD Million)

Nail Cosmetics	2023	2024	2025	2026	2027	2032	CAGR (%)
Nail and Cuticle Care	xx.xx	xx.xx	xx.xx	xx.xx	xx.xx	xx.xx	xx.xx
Nail Color and Coatings	xx.xx	xx.xx	xx.xx	xx.xx	xx.xx	xx.xx	xx.xx
Nail Enhancement and Adhesives	xx.xx	xx.xx	xx.xx	xx.xx	xx.xx	xx.xx	xx.xx
Nail Product Removers	xx.xx	xx.xx	xx.xx	xx.xx	xx.xx	xx.xx	xx.xx
Total	**xx.xx**	**xx.xx**	**xx.xx**	**xx.xx**	**xx.xx**	**xx.xx**	**xx.xx**

Table 841. France Cosmetics ODM Market Size, by Bath and Body Cleansing, 2017-2032 (USD Million)

Bath and Body Cleansing	2023	2024	2025	2026	2027	2032	CAGR (%)
Bath Additives	xx.xx	xx.xx	xx.xx	xx.xx	xx.xx	xx.xx	xx.xx
Body Cleansers	xx.xx	xx.xx	xx.xx	xx.xx	xx.xx	xx.xx	xx.xx
Total	**xx.xx**	**xx.xx**	**xx.xx**	**xx.xx**	**xx.xx**	**xx.xx**	**xx.xx**

Table 842. France Cosmetics ODM Market Size, by Hair Coloring and Lightening, 2017-2032 (USD Million)

Hair Coloring and Lightening	2023	2024	2025	2026	2027	2032	CAGR (%)
Hair Colorants	xx.xx	xx.xx	xx.xx	xx.xx	xx.xx	xx.xx	xx.xx
Hair Lighteners	xx.xx	xx.xx	xx.xx	xx.xx	xx.xx	xx.xx	xx.xx
Total	**xx.xx**	**xx.xx**	**xx.xx**	**xx.xx**	**xx.xx**	**xx.xx**	**xx.xx**

Table 843. France Cosmetics ODM Market Size, by Oral Care, 2017-2032 (USD Million)

Oral Care	2023	2024	2025	2026	2027	2032	CAGR (%)
Dentifrices	xx.xx	xx.xx	xx.xx	xx.xx	xx.xx	xx.xx	xx.xx
Mouthwash and Breath Fresheners	xx.xx	xx.xx	xx.xx	xx.xx	xx.xx	xx.xx	xx.xx
Tooth Whitening	xx.xx	xx.xx	xx.xx	xx.xx	xx.xx	xx.xx	xx.xx
Total	**xx.xx**	**xx.xx**	**xx.xx**	**xx.xx**	**xx.xx**	**xx.xx**	**xx.xx**

Table 844. France Cosmetics ODM Market Size, by Deodorants and Antiperspirants, 2017-2032 (USD Million)

Deodorants and Antiperspirants	2023	2024	2025	2026	2027	2032	CAGR (%)
Antiperspirants	xx.xx	xx.xx	xx.xx	xx.xx	xx.xx	xx.xx	xx.xx
Deodorants	xx.xx	xx.xx	xx.xx	xx.xx	xx.xx	xx.xx	xx.xx
Total	**xx.xx**	**xx.xx**	**xx.xx**	**xx.xx**	**xx.xx**	**xx.xx**	**xx.xx**

Table 845. France Cosmetics ODM Market Size, by Shaving and Hair Removal, 2017-2032 (USD Million)

Shaving and Hair Removal	2023	2024	2025	2026	2027	2032	CAGR (%)
Hair Removal	xx.xx	xx.xx	xx.xx	xx.xx	xx.xx	xx.xx	xx.xx
Shaving Care	xx.xx	xx.xx	xx.xx	xx.xx	xx.xx	xx.xx	xx.xx
Total	**xx.xx**	**xx.xx**	**xx.xx**	**xx.xx**	**xx.xx**	**xx.xx**	**xx.xx**

Table 846. France Cosmetics ODM Market Size, by Product Format, 2017-2032 (USD Million)

Product Format	2023	2024	2025	2026	2027	2032	CAGR (%)
Coherent Solids	xx.xx	xx.xx	xx.xx	xx.xx	xx.xx	xx.xx	xx.xx
Cosmetic-Bearing Substrates	xx.xx	xx.xx	xx.xx	xx.xx	xx.xx	xx.xx	xx.xx
Foams and Mousses	xx.xx	xx.xx	xx.xx	xx.xx	xx.xx	xx.xx	xx.xx
Liquids	xx.xx	xx.xx	xx.xx	xx.xx	xx.xx	xx.xx	xx.xx
Loose Powders and Granules	xx.xx	xx.xx	xx.xx	xx.xx	xx.xx	xx.xx	xx.xx
Semisolids	xx.xx	xx.xx	xx.xx	xx.xx	xx.xx	xx.xx	xx.xx
Total	**xx.xx**	**xx.xx**	**xx.xx**	**xx.xx**	**xx.xx**	**xx.xx**	**xx.xx**

Table 847. France Cosmetics ODM Market Size, by Semisolids, 2017-2032 (USD Million)

Semisolids	2023	2024	2025	2026	2027	2032	CAGR (%)
Balms and Pastes	xx.xx	xx.xx	xx.xx	xx.xx	xx.xx	xx.xx	xx.xx
Creams and Lotions	xx.xx	xx.xx	xx.xx	xx.xx	xx.xx	xx.xx	xx.xx
Gels	xx.xx	xx.xx	xx.xx	xx.xx	xx.xx	xx.xx	xx.xx
Total	**xx.xx**	**xx.xx**	**xx.xx**	**xx.xx**	**xx.xx**	**xx.xx**	**xx.xx**

Table 848. France Cosmetics ODM Market Size, by Coherent Solids, 2017-2032 (USD Million)

Coherent Solids	2023	2024	2025	2026	2027	2032	CAGR (%)
Bars, Sticks, and Tablets	xx.xx	xx.xx	xx.xx	xx.xx	xx.xx	xx.xx	xx.xx
Pressed Powders	xx.xx	xx.xx	xx.xx	xx.xx	xx.xx	xx.xx	xx.xx
Solid Cosmetic Films	xx.xx	xx.xx	xx.xx	xx.xx	xx.xx	xx.xx	xx.xx
Total	**xx.xx**	**xx.xx**	**xx.xx**	**xx.xx**	**xx.xx**	**xx.xx**	**xx.xx**

Table 849. France Cosmetics ODM Market Size, by Cosmetic-Bearing Substrates, 2017-2032 (USD Million)

Cosmetic-Bearing Substrates	2023	2024	2025	2026	2027	2032	CAGR (%)
Cosmetic-Bearing Masks and Patches	xx.xx	xx.xx	xx.xx	xx.xx	xx.xx	xx.xx	xx.xx
Cosmetic-Bearing Wipes and Pads	xx.xx	xx.xx	xx.xx	xx.xx	xx.xx	xx.xx	xx.xx
Total	**xx.xx**	**xx.xx**	**xx.xx**	**xx.xx**	**xx.xx**	**xx.xx**	**xx.xx**

Table 850. France Cosmetics ODM Market Size, by Formulation Water Basis, 2017-2032 (USD Million)

Formulation Water Basis	2023	2024	2025	2026	2027	2032	CAGR (%)
Anhydrous Formulations	xx.xx	xx.xx	xx.xx	xx.xx	xx.xx	xx.xx	xx.xx
Water-Containing Formulations	xx.xx	xx.xx	xx.xx	xx.xx	xx.xx	xx.xx	xx.xx
Total	**xx.xx**	**xx.xx**	**xx.xx**	**xx.xx**	**xx.xx**	**xx.xx**	**xx.xx**

Table 851. France Cosmetics ODM Market Size, by Usage Setting, 2017-2032 (USD Million)

Usage Setting	2023	2024	2025	2026	2027	2032	CAGR (%)
Hospitality and Institutional Amenities	xx.xx	xx.xx	xx.xx	xx.xx	xx.xx	xx.xx	xx.xx
Personal and Take-Home Use	xx.xx	xx.xx	xx.xx	xx.xx	xx.xx	xx.xx	xx.xx
Professional Treatment Use	xx.xx	xx.xx	xx.xx	xx.xx	xx.xx	xx.xx	xx.xx
Total	**xx.xx**	**xx.xx**	**xx.xx**	**xx.xx**	**xx.xx**	**xx.xx**	**xx.xx**

Table 852. France Cosmetics ODM Market Size, by Commissioning Buyer, 2017-2032 (USD Million)

Commissioning Buyer	2023	2024	2025	2026	2027	2032	CAGR (%)
Beauty and Personal Care Brand Operators	xx.xx	xx.xx	xx.xx	xx.xx	xx.xx	xx.xx	xx.xx
Hospitality and Institutional Amenity Operators	xx.xx	xx.xx	xx.xx	xx.xx	xx.xx	xx.xx	xx.xx
Importer and Distributor Brand Operators	xx.xx	xx.xx	xx.xx	xx.xx	xx.xx	xx.xx	xx.xx
Professional Beauty Businesses	xx.xx	xx.xx	xx.xx	xx.xx	xx.xx	xx.xx	xx.xx
Retailer Private-Label Operators	xx.xx	xx.xx	xx.xx	xx.xx	xx.xx	xx.xx	xx.xx
Total	**xx.xx**	**xx.xx**	**xx.xx**	**xx.xx**	**xx.xx**	**xx.xx**	**xx.xx**

Table 853. France Cosmetics ODM Market Size, by Supply Completion, 2017-2032 (USD Million)

Supply Completion	2023	2024	2025	2026	2027	2032	CAGR (%)
Bulk Cosmetic Supply	xx.xx	xx.xx	xx.xx	xx.xx	xx.xx	xx.xx	xx.xx
Filled Primary Packaging	xx.xx	xx.xx	xx.xx	xx.xx	xx.xx	xx.xx	xx.xx
Market-Ready Products	xx.xx	xx.xx	xx.xx	xx.xx	xx.xx	xx.xx	xx.xx
Total	**xx.xx**	**xx.xx**	**xx.xx**	**xx.xx**	**xx.xx**	**xx.xx**	**xx.xx**

Table 854. France Cosmetics ODM Market Size, by Manufacturing Execution, 2017-2032 (USD Million)

Manufacturing Execution	2023	2024	2025	2026	2027	2032	CAGR (%)
Hybrid Manufacturing	xx.xx	xx.xx	xx.xx	xx.xx	xx.xx	xx.xx	xx.xx
ODM-Controlled Manufacturing	xx.xx	xx.xx	xx.xx	xx.xx	xx.xx	xx.xx	xx.xx
Partner-Executed Manufacturing	xx.xx	xx.xx	xx.xx	xx.xx	xx.xx	xx.xx	xx.xx
Total	**xx.xx**	**xx.xx**	**xx.xx**	**xx.xx**	**xx.xx**	**xx.xx**	**xx.xx**

Table 855. France Cosmetics ODM Market Size, by Procurement Channel, 2017-2032 (USD Million)

Procurement Channel	2023	2024	2025	2026	2027	2032	CAGR (%)
Direct ODM Engagement	xx.xx	xx.xx	xx.xx	xx.xx	xx.xx	xx.xx	xx.xx
Intermediary-Managed Procurement	xx.xx	xx.xx	xx.xx	xx.xx	xx.xx	xx.xx	xx.xx
Total	**xx.xx**	**xx.xx**	**xx.xx**	**xx.xx**	**xx.xx**	**xx.xx**	**xx.xx**

Table 856. France Cosmetics ODM Market Size, by Target Price Tier, 2017-2032 (USD Million)

Target Price Tier	2023	2024	2025	2026	2027	2032	CAGR (%)
Entry Prestige	xx.xx	xx.xx	xx.xx	xx.xx	xx.xx	xx.xx	xx.xx
Mass Market	xx.xx	xx.xx	xx.xx	xx.xx	xx.xx	xx.xx	xx.xx
Masstige	xx.xx	xx.xx	xx.xx	xx.xx	xx.xx	xx.xx	xx.xx
Prestige	xx.xx	xx.xx	xx.xx	xx.xx	xx.xx	xx.xx	xx.xx
True Luxury	xx.xx	xx.xx	xx.xx	xx.xx	xx.xx	xx.xx	xx.xx
Ultra-Luxury	xx.xx	xx.xx	xx.xx	xx.xx	xx.xx	xx.xx	xx.xx
Total	**xx.xx**	**xx.xx**	**xx.xx**	**xx.xx**	**xx.xx**	**xx.xx**	**xx.xx**

Table 857. France Cosmetics ODM Market Size, by Development Model, 2017-2032 (USD Million)

Development Model	2023	2024	2025	2026	2027	2032	CAGR (%)
Catalog Formula Adoption	xx.xx	xx.xx	xx.xx	xx.xx	xx.xx	xx.xx	xx.xx
Custom Formula Development	xx.xx	xx.xx	xx.xx	xx.xx	xx.xx	xx.xx	xx.xx
Existing Formula Adaptation	xx.xx	xx.xx	xx.xx	xx.xx	xx.xx	xx.xx	xx.xx
Total	**xx.xx**	**xx.xx**	**xx.xx**	**xx.xx**	**xx.xx**	**xx.xx**	**xx.xx**

Table 858. France Cosmetics ODM Market Size, by Formula Ownership, 2017-2032 (USD Million)

Formula Ownership	2023	2024	2025	2026	2027	2032	CAGR (%)
Buyer-Owned	xx.xx	xx.xx	xx.xx	xx.xx	xx.xx	xx.xx	xx.xx
Jointly Owned	xx.xx	xx.xx	xx.xx	xx.xx	xx.xx	xx.xx	xx.xx
ODM-Owned	xx.xx	xx.xx	xx.xx	xx.xx	xx.xx	xx.xx	xx.xx
Third-Party-Owned	xx.xx	xx.xx	xx.xx	xx.xx	xx.xx	xx.xx	xx.xx
Total	**xx.xx**	**xx.xx**	**xx.xx**	**xx.xx**	**xx.xx**	**xx.xx**	**xx.xx**

Table 859. France Cosmetics ODM Market Size, by Regulatory Pathway, 2017-2032 (USD Million)

Regulatory Pathway	2023	2024	2025	2026	2027	2032	CAGR (%)
Consumer-Product Soap	xx.xx	xx.xx	xx.xx	xx.xx	xx.xx	xx.xx	xx.xx
Drug and Quasi-Drug Crossover	xx.xx	xx.xx	xx.xx	xx.xx	xx.xx	xx.xx	xx.xx
Special and Functional Cosmetics	xx.xx	xx.xx	xx.xx	xx.xx	xx.xx	xx.xx	xx.xx
Standard Cosmetics	xx.xx	xx.xx	xx.xx	xx.xx	xx.xx	xx.xx	xx.xx
Total	**xx.xx**	**xx.xx**	**xx.xx**	**xx.xx**	**xx.xx**	**xx.xx**	**xx.xx**

Table 860. France Cosmetics ODM Market Size, by Natural and Organic Status, 2017-2032 (USD Million)

Natural and Organic Status	2023	2024	2025	2026	2027	2032	CAGR (%)
Natural Certification	xx.xx	xx.xx	xx.xx	xx.xx	xx.xx	xx.xx	xx.xx
No Natural or Organic Positioning	xx.xx	xx.xx	xx.xx	xx.xx	xx.xx	xx.xx	xx.xx
Organic Certification	xx.xx	xx.xx	xx.xx	xx.xx	xx.xx	xx.xx	xx.xx
Uncertified Natural or Organic Claims	xx.xx	xx.xx	xx.xx	xx.xx	xx.xx	xx.xx	xx.xx
Total	**xx.xx**	**xx.xx**	**xx.xx**	**xx.xx**	**xx.xx**	**xx.xx**	**xx.xx**

22.8. India

Table 861. India Cosmetics ODM Market Size, 2017-2032 (USD Million)

Country	2023	2024	2025	2026	2027	2032	CAGR (%)
India	**xx.xx**	**xx.xx**	**xx.xx**	**xx.xx**	**xx.xx**	**xx.xx**	**xx.xx**

Table 862. India Cosmetics ODM Market Size, by Product Category, 2017-2032 (USD Million)

Product Category	2023	2024	2025	2026	2027	2032	CAGR (%)
Bath and Body Cleansing	xx.xx	xx.xx	xx.xx	xx.xx	xx.xx	xx.xx	xx.xx
Deodorants and Antiperspirants	xx.xx	xx.xx	xx.xx	xx.xx	xx.xx	xx.xx	xx.xx
External Intimate Care	xx.xx	xx.xx	xx.xx	xx.xx	xx.xx	xx.xx	xx.xx
Hair Care	xx.xx	xx.xx	xx.xx	xx.xx	xx.xx	xx.xx	xx.xx
Hair Coloring and Lightening	xx.xx	xx.xx	xx.xx	xx.xx	xx.xx	xx.xx	xx.xx
Makeup	xx.xx	xx.xx	xx.xx	xx.xx	xx.xx	xx.xx	xx.xx
Nail Cosmetics	xx.xx	xx.xx	xx.xx	xx.xx	xx.xx	xx.xx	xx.xx
Oral Care	xx.xx	xx.xx	xx.xx	xx.xx	xx.xx	xx.xx	xx.xx
Personal Fragrance	xx.xx	xx.xx	xx.xx	xx.xx	xx.xx	xx.xx	xx.xx
Shaving and Hair Removal	xx.xx	xx.xx	xx.xx	xx.xx	xx.xx	xx.xx	xx.xx
Skin Care	xx.xx	xx.xx	xx.xx	xx.xx	xx.xx	xx.xx	xx.xx
Sun and Tanning Care	xx.xx	xx.xx	xx.xx	xx.xx	xx.xx	xx.xx	xx.xx
Total	**xx.xx**	**xx.xx**	**xx.xx**	**xx.xx**	**xx.xx**	**xx.xx**	**xx.xx**

Table 863. India Cosmetics ODM Market Size, by Skin Care, 2017-2032 (USD Million)

Skin Care	2023	2024	2025	2026	2027	2032	CAGR (%)
Anti-Aging and Tone Care	xx.xx	xx.xx	xx.xx	xx.xx	xx.xx	xx.xx	xx.xx
Facial Cleansing and Makeup Removal	xx.xx	xx.xx	xx.xx	xx.xx	xx.xx	xx.xx	xx.xx
Moisturizing and Skin Conditioning	xx.xx	xx.xx	xx.xx	xx.xx	xx.xx	xx.xx	xx.xx
Skin Exfoliation	xx.xx	xx.xx	xx.xx	xx.xx	xx.xx	xx.xx	xx.xx
Total	**xx.xx**	**xx.xx**	**xx.xx**	**xx.xx**	**xx.xx**	**xx.xx**	**xx.xx**

Table 864. India Cosmetics ODM Market Size, by Makeup, 2017-2032 (USD Million)

Makeup	2023	2024	2025	2026	2027	2032	CAGR (%)
Body Makeup	xx.xx	xx.xx	xx.xx	xx.xx	xx.xx	xx.xx	xx.xx
Eye and Brow Cosmetics	xx.xx	xx.xx	xx.xx	xx.xx	xx.xx	xx.xx	xx.xx
Face Makeup	xx.xx	xx.xx	xx.xx	xx.xx	xx.xx	xx.xx	xx.xx
Lip Makeup	xx.xx	xx.xx	xx.xx	xx.xx	xx.xx	xx.xx	xx.xx
Total	**xx.xx**	**xx.xx**	**xx.xx**	**xx.xx**	**xx.xx**	**xx.xx**	**xx.xx**

Table 865. India Cosmetics ODM Market Size, by Hair Care, 2017-2032 (USD Million)

Hair Care	2023	2024	2025	2026	2027	2032	CAGR (%)
Hair Cleansing	xx.xx	xx.xx	xx.xx	xx.xx	xx.xx	xx.xx	xx.xx
Hair Conditioning and Scalp Care	xx.xx	xx.xx	xx.xx	xx.xx	xx.xx	xx.xx	xx.xx
Hair Styling	xx.xx	xx.xx	xx.xx	xx.xx	xx.xx	xx.xx	xx.xx
Hair Texture Modification	xx.xx	xx.xx	xx.xx	xx.xx	xx.xx	xx.xx	xx.xx
Total	**xx.xx**	**xx.xx**	**xx.xx**	**xx.xx**	**xx.xx**	**xx.xx**	**xx.xx**

Table 866. India Cosmetics ODM Market Size, by Sun and Tanning Care, 2017-2032 (USD Million)

Sun and Tanning Care	2023	2024	2025	2026	2027	2032	CAGR (%)
After-Sun Care	xx.xx	xx.xx	xx.xx	xx.xx	xx.xx	xx.xx	xx.xx
Sun Protection	xx.xx	xx.xx	xx.xx	xx.xx	xx.xx	xx.xx	xx.xx
Sun-Tanning Care	xx.xx	xx.xx	xx.xx	xx.xx	xx.xx	xx.xx	xx.xx
Sunless Tanning	xx.xx	xx.xx	xx.xx	xx.xx	xx.xx	xx.xx	xx.xx
Total	**xx.xx**	**xx.xx**	**xx.xx**	**xx.xx**	**xx.xx**	**xx.xx**	**xx.xx**

Table 867. India Cosmetics ODM Market Size, by Nail Cosmetics, 2017-2032 (USD Million)

Nail Cosmetics	2023	2024	2025	2026	2027	2032	CAGR (%)
Nail and Cuticle Care	xx.xx	xx.xx	xx.xx	xx.xx	xx.xx	xx.xx	xx.xx
Nail Color and Coatings	xx.xx	xx.xx	xx.xx	xx.xx	xx.xx	xx.xx	xx.xx
Nail Enhancement and Adhesives	xx.xx	xx.xx	xx.xx	xx.xx	xx.xx	xx.xx	xx.xx
Nail Product Removers	xx.xx	xx.xx	xx.xx	xx.xx	xx.xx	xx.xx	xx.xx
Total	**xx.xx**	**xx.xx**	**xx.xx**	**xx.xx**	**xx.xx**	**xx.xx**	**xx.xx**

Table 868. India Cosmetics ODM Market Size, by Bath and Body Cleansing, 2017-2032 (USD Million)

Bath and Body Cleansing	2023	2024	2025	2026	2027	2032	CAGR (%)
Bath Additives	xx.xx	xx.xx	xx.xx	xx.xx	xx.xx	xx.xx	xx.xx
Body Cleansers	xx.xx	xx.xx	xx.xx	xx.xx	xx.xx	xx.xx	xx.xx
Total	**xx.xx**	**xx.xx**	**xx.xx**	**xx.xx**	**xx.xx**	**xx.xx**	**xx.xx**

Table 869. India Cosmetics ODM Market Size, by Hair Coloring and Lightening, 2017-2032 (USD Million)

Hair Coloring and Lightening	2023	2024	2025	2026	2027	2032	CAGR (%)
Hair Colorants	xx.xx	xx.xx	xx.xx	xx.xx	xx.xx	xx.xx	xx.xx
Hair Lighteners	xx.xx	xx.xx	xx.xx	xx.xx	xx.xx	xx.xx	xx.xx
Total	**xx.xx**	**xx.xx**	**xx.xx**	**xx.xx**	**xx.xx**	**xx.xx**	**xx.xx**

Table 870. India Cosmetics ODM Market Size, by Oral Care, 2017-2032 (USD Million)

Oral Care	2023	2024	2025	2026	2027	2032	CAGR (%)
Dentifrices	xx.xx	xx.xx	xx.xx	xx.xx	xx.xx	xx.xx	xx.xx
Mouthwash and Breath Fresheners	xx.xx	xx.xx	xx.xx	xx.xx	xx.xx	xx.xx	xx.xx
Tooth Whitening	xx.xx	xx.xx	xx.xx	xx.xx	xx.xx	xx.xx	xx.xx
Total	**xx.xx**	**xx.xx**	**xx.xx**	**xx.xx**	**xx.xx**	**xx.xx**	**xx.xx**

Table 871. India Cosmetics ODM Market Size, by Deodorants and Antiperspirants, 2017-2032 (USD Million)

Deodorants and Antiperspirants	2023	2024	2025	2026	2027	2032	CAGR (%)
Antiperspirants	xx.xx	xx.xx	xx.xx	xx.xx	xx.xx	xx.xx	xx.xx
Deodorants	xx.xx	xx.xx	xx.xx	xx.xx	xx.xx	xx.xx	xx.xx
Total	**xx.xx**	**xx.xx**	**xx.xx**	**xx.xx**	**xx.xx**	**xx.xx**	**xx.xx**

Table 872. India Cosmetics ODM Market Size, by Shaving and Hair Removal, 2017-2032 (USD Million)

Shaving and Hair Removal	2023	2024	2025	2026	2027	2032	CAGR (%)
Hair Removal	xx.xx	xx.xx	xx.xx	xx.xx	xx.xx	xx.xx	xx.xx
Shaving Care	xx.xx	xx.xx	xx.xx	xx.xx	xx.xx	xx.xx	xx.xx
Total	**xx.xx**	**xx.xx**	**xx.xx**	**xx.xx**	**xx.xx**	**xx.xx**	**xx.xx**

Table 873. India Cosmetics ODM Market Size, by Product Format, 2017-2032 (USD Million)

Product Format	2023	2024	2025	2026	2027	2032	CAGR (%)
Coherent Solids	xx.xx	xx.xx	xx.xx	xx.xx	xx.xx	xx.xx	xx.xx
Cosmetic-Bearing Substrates	xx.xx	xx.xx	xx.xx	xx.xx	xx.xx	xx.xx	xx.xx
Foams and Mousses	xx.xx	xx.xx	xx.xx	xx.xx	xx.xx	xx.xx	xx.xx
Liquids	xx.xx	xx.xx	xx.xx	xx.xx	xx.xx	xx.xx	xx.xx
Loose Powders and Granules	xx.xx	xx.xx	xx.xx	xx.xx	xx.xx	xx.xx	xx.xx
Semisolids	xx.xx	xx.xx	xx.xx	xx.xx	xx.xx	xx.xx	xx.xx
Total	**xx.xx**	**xx.xx**	**xx.xx**	**xx.xx**	**xx.xx**	**xx.xx**	**xx.xx**

Table 874. India Cosmetics ODM Market Size, by Semisolids, 2017-2032 (USD Million)

Semisolids	2023	2024	2025	2026	2027	2032	CAGR (%)
Balms and Pastes	xx.xx	xx.xx	xx.xx	xx.xx	xx.xx	xx.xx	xx.xx
Creams and Lotions	xx.xx	xx.xx	xx.xx	xx.xx	xx.xx	xx.xx	xx.xx
Gels	xx.xx	xx.xx	xx.xx	xx.xx	xx.xx	xx.xx	xx.xx
Total	**xx.xx**	**xx.xx**	**xx.xx**	**xx.xx**	**xx.xx**	**xx.xx**	**xx.xx**

Table 875. India Cosmetics ODM Market Size, by Coherent Solids, 2017-2032 (USD Million)

Coherent Solids	2023	2024	2025	2026	2027	2032	CAGR (%)
Bars, Sticks, and Tablets	xx.xx	xx.xx	xx.xx	xx.xx	xx.xx	xx.xx	xx.xx
Pressed Powders	xx.xx	xx.xx	xx.xx	xx.xx	xx.xx	xx.xx	xx.xx
Solid Cosmetic Films	xx.xx	xx.xx	xx.xx	xx.xx	xx.xx	xx.xx	xx.xx
Total	**xx.xx**	**xx.xx**	**xx.xx**	**xx.xx**	**xx.xx**	**xx.xx**	**xx.xx**

Table 876. India Cosmetics ODM Market Size, by Cosmetic-Bearing Substrates, 2017-2032 (USD Million)

Cosmetic-Bearing Substrates	2023	2024	2025	2026	2027	2032	CAGR (%)
Cosmetic-Bearing Masks and Patches	xx.xx	xx.xx	xx.xx	xx.xx	xx.xx	xx.xx	xx.xx
Cosmetic-Bearing Wipes and Pads	xx.xx	xx.xx	xx.xx	xx.xx	xx.xx	xx.xx	xx.xx
Total	**xx.xx**	**xx.xx**	**xx.xx**	**xx.xx**	**xx.xx**	**xx.xx**	**xx.xx**

Table 877. India Cosmetics ODM Market Size, by Formulation Water Basis, 2017-2032 (USD Million)

Formulation Water Basis	2023	2024	2025	2026	2027	2032	CAGR (%)
Anhydrous Formulations	xx.xx	xx.xx	xx.xx	xx.xx	xx.xx	xx.xx	xx.xx
Water-Containing Formulations	xx.xx	xx.xx	xx.xx	xx.xx	xx.xx	xx.xx	xx.xx
Total	**xx.xx**	**xx.xx**	**xx.xx**	**xx.xx**	**xx.xx**	**xx.xx**	**xx.xx**

Table 878. India Cosmetics ODM Market Size, by Usage Setting, 2017-2032 (USD Million)

Usage Setting	2023	2024	2025	2026	2027	2032	CAGR (%)
Hospitality and Institutional Amenities	xx.xx	xx.xx	xx.xx	xx.xx	xx.xx	xx.xx	xx.xx
Personal and Take-Home Use	xx.xx	xx.xx	xx.xx	xx.xx	xx.xx	xx.xx	xx.xx
Professional Treatment Use	xx.xx	xx.xx	xx.xx	xx.xx	xx.xx	xx.xx	xx.xx
Total	**xx.xx**	**xx.xx**	**xx.xx**	**xx.xx**	**xx.xx**	**xx.xx**	**xx.xx**

Table 879. India Cosmetics ODM Market Size, by Commissioning Buyer, 2017-2032 (USD Million)

Commissioning Buyer	2023	2024	2025	2026	2027	2032	CAGR (%)
Beauty and Personal Care Brand Operators	xx.xx	xx.xx	xx.xx	xx.xx	xx.xx	xx.xx	xx.xx
Hospitality and Institutional Amenity Operators	xx.xx	xx.xx	xx.xx	xx.xx	xx.xx	xx.xx	xx.xx
Importer and Distributor Brand Operators	xx.xx	xx.xx	xx.xx	xx.xx	xx.xx	xx.xx	xx.xx
Professional Beauty Businesses	xx.xx	xx.xx	xx.xx	xx.xx	xx.xx	xx.xx	xx.xx
Retailer Private-Label Operators	xx.xx	xx.xx	xx.xx	xx.xx	xx.xx	xx.xx	xx.xx
Total	**xx.xx**	**xx.xx**	**xx.xx**	**xx.xx**	**xx.xx**	**xx.xx**	**xx.xx**

Table 880. India Cosmetics ODM Market Size, by Supply Completion, 2017-2032 (USD Million)

Supply Completion	2023	2024	2025	2026	2027	2032	CAGR (%)
Bulk Cosmetic Supply	xx.xx	xx.xx	xx.xx	xx.xx	xx.xx	xx.xx	xx.xx
Filled Primary Packaging	xx.xx	xx.xx	xx.xx	xx.xx	xx.xx	xx.xx	xx.xx
Market-Ready Products	xx.xx	xx.xx	xx.xx	xx.xx	xx.xx	xx.xx	xx.xx
Total	**xx.xx**	**xx.xx**	**xx.xx**	**xx.xx**	**xx.xx**	**xx.xx**	**xx.xx**

Table 881. India Cosmetics ODM Market Size, by Manufacturing Execution, 2017-2032 (USD Million)

Manufacturing Execution	2023	2024	2025	2026	2027	2032	CAGR (%)
Hybrid Manufacturing	xx.xx	xx.xx	xx.xx	xx.xx	xx.xx	xx.xx	xx.xx
ODM-Controlled Manufacturing	xx.xx	xx.xx	xx.xx	xx.xx	xx.xx	xx.xx	xx.xx
Partner-Executed Manufacturing	xx.xx	xx.xx	xx.xx	xx.xx	xx.xx	xx.xx	xx.xx
Total	**xx.xx**	**xx.xx**	**xx.xx**	**xx.xx**	**xx.xx**	**xx.xx**	**xx.xx**

Table 882. India Cosmetics ODM Market Size, by Procurement Channel, 2017-2032 (USD Million)

Procurement Channel	2023	2024	2025	2026	2027	2032	CAGR (%)
Direct ODM Engagement	xx.xx	xx.xx	xx.xx	xx.xx	xx.xx	xx.xx	xx.xx
Intermediary-Managed Procurement	xx.xx	xx.xx	xx.xx	xx.xx	xx.xx	xx.xx	xx.xx
Total	**xx.xx**	**xx.xx**	**xx.xx**	**xx.xx**	**xx.xx**	**xx.xx**	**xx.xx**

Table 883. India Cosmetics ODM Market Size, by Target Price Tier, 2017-2032 (USD Million)

Target Price Tier	2023	2024	2025	2026	2027	2032	CAGR (%)
Entry Prestige	xx.xx	xx.xx	xx.xx	xx.xx	xx.xx	xx.xx	xx.xx
Mass Market	xx.xx	xx.xx	xx.xx	xx.xx	xx.xx	xx.xx	xx.xx
Masstige	xx.xx	xx.xx	xx.xx	xx.xx	xx.xx	xx.xx	xx.xx
Prestige	xx.xx	xx.xx	xx.xx	xx.xx	xx.xx	xx.xx	xx.xx
True Luxury	xx.xx	xx.xx	xx.xx	xx.xx	xx.xx	xx.xx	xx.xx
Ultra-Luxury	xx.xx	xx.xx	xx.xx	xx.xx	xx.xx	xx.xx	xx.xx
Total	**xx.xx**	**xx.xx**	**xx.xx**	**xx.xx**	**xx.xx**	**xx.xx**	**xx.xx**

Table 884. India Cosmetics ODM Market Size, by Development Model, 2017-2032 (USD Million)

Development Model	2023	2024	2025	2026	2027	2032	CAGR (%)
Catalog Formula Adoption	xx.xx	xx.xx	xx.xx	xx.xx	xx.xx	xx.xx	xx.xx
Custom Formula Development	xx.xx	xx.xx	xx.xx	xx.xx	xx.xx	xx.xx	xx.xx
Existing Formula Adaptation	xx.xx	xx.xx	xx.xx	xx.xx	xx.xx	xx.xx	xx.xx
Total	**xx.xx**	**xx.xx**	**xx.xx**	**xx.xx**	**xx.xx**	**xx.xx**	**xx.xx**

Table 885. India Cosmetics ODM Market Size, by Formula Ownership, 2017-2032 (USD Million)

Formula Ownership	2023	2024	2025	2026	2027	2032	CAGR (%)
Buyer-Owned	xx.xx	xx.xx	xx.xx	xx.xx	xx.xx	xx.xx	xx.xx
Jointly Owned	xx.xx	xx.xx	xx.xx	xx.xx	xx.xx	xx.xx	xx.xx
ODM-Owned	xx.xx	xx.xx	xx.xx	xx.xx	xx.xx	xx.xx	xx.xx
Third-Party-Owned	xx.xx	xx.xx	xx.xx	xx.xx	xx.xx	xx.xx	xx.xx
Total	**xx.xx**	**xx.xx**	**xx.xx**	**xx.xx**	**xx.xx**	**xx.xx**	**xx.xx**

Table 886. India Cosmetics ODM Market Size, by Regulatory Pathway, 2017-2032 (USD Million)

Regulatory Pathway	2023	2024	2025	2026	2027	2032	CAGR (%)
Consumer-Product Soap	xx.xx	xx.xx	xx.xx	xx.xx	xx.xx	xx.xx	xx.xx
Drug and Quasi-Drug Crossover	xx.xx	xx.xx	xx.xx	xx.xx	xx.xx	xx.xx	xx.xx
Special and Functional Cosmetics	xx.xx	xx.xx	xx.xx	xx.xx	xx.xx	xx.xx	xx.xx
Standard Cosmetics	xx.xx	xx.xx	xx.xx	xx.xx	xx.xx	xx.xx	xx.xx
Total	**xx.xx**	**xx.xx**	**xx.xx**	**xx.xx**	**xx.xx**	**xx.xx**	**xx.xx**

Table 887. India Cosmetics ODM Market Size, by Natural and Organic Status, 2017-2032 (USD Million)

Natural and Organic Status	2023	2024	2025	2026	2027	2032	CAGR (%)
Natural Certification	xx.xx	xx.xx	xx.xx	xx.xx	xx.xx	xx.xx	xx.xx
No Natural or Organic Positioning	xx.xx	xx.xx	xx.xx	xx.xx	xx.xx	xx.xx	xx.xx
Organic Certification	xx.xx	xx.xx	xx.xx	xx.xx	xx.xx	xx.xx	xx.xx
Uncertified Natural or Organic Claims	xx.xx	xx.xx	xx.xx	xx.xx	xx.xx	xx.xx	xx.xx
Total	**xx.xx**	**xx.xx**	**xx.xx**	**xx.xx**	**xx.xx**	**xx.xx**	**xx.xx**

22.9. Italy

Table 888. Italy Cosmetics ODM Market Size, 2017-2032 (USD Million)

Country	2023	2024	2025	2026	2027	2032	CAGR (%)
Italy	**xx.xx**	**xx.xx**	**xx.xx**	**xx.xx**	**xx.xx**	**xx.xx**	**xx.xx**

Table 889. Italy Cosmetics ODM Market Size, by Product Category, 2017-2032 (USD Million)

Product Category	2023	2024	2025	2026	2027	2032	CAGR (%)
Bath and Body Cleansing	xx.xx	xx.xx	xx.xx	xx.xx	xx.xx	xx.xx	xx.xx
Deodorants and Antiperspirants	xx.xx	xx.xx	xx.xx	xx.xx	xx.xx	xx.xx	xx.xx
External Intimate Care	xx.xx	xx.xx	xx.xx	xx.xx	xx.xx	xx.xx	xx.xx
Hair Care	xx.xx	xx.xx	xx.xx	xx.xx	xx.xx	xx.xx	xx.xx
Hair Coloring and Lightening	xx.xx	xx.xx	xx.xx	xx.xx	xx.xx	xx.xx	xx.xx
Makeup	xx.xx	xx.xx	xx.xx	xx.xx	xx.xx	xx.xx	xx.xx
Nail Cosmetics	xx.xx	xx.xx	xx.xx	xx.xx	xx.xx	xx.xx	xx.xx
Oral Care	xx.xx	xx.xx	xx.xx	xx.xx	xx.xx	xx.xx	xx.xx
Personal Fragrance	xx.xx	xx.xx	xx.xx	xx.xx	xx.xx	xx.xx	xx.xx
Shaving and Hair Removal	xx.xx	xx.xx	xx.xx	xx.xx	xx.xx	xx.xx	xx.xx
Skin Care	xx.xx	xx.xx	xx.xx	xx.xx	xx.xx	xx.xx	xx.xx
Sun and Tanning Care	xx.xx	xx.xx	xx.xx	xx.xx	xx.xx	xx.xx	xx.xx
Total	**xx.xx**	**xx.xx**	**xx.xx**	**xx.xx**	**xx.xx**	**xx.xx**	**xx.xx**

Table 890. Italy Cosmetics ODM Market Size, by Skin Care, 2017-2032 (USD Million)

Skin Care	2023	2024	2025	2026	2027	2032	CAGR (%)
Anti-Aging and Tone Care	xx.xx	xx.xx	xx.xx	xx.xx	xx.xx	xx.xx	xx.xx
Facial Cleansing and Makeup Removal	xx.xx	xx.xx	xx.xx	xx.xx	xx.xx	xx.xx	xx.xx
Moisturizing and Skin Conditioning	xx.xx	xx.xx	xx.xx	xx.xx	xx.xx	xx.xx	xx.xx
Skin Exfoliation	xx.xx	xx.xx	xx.xx	xx.xx	xx.xx	xx.xx	xx.xx
Total	**xx.xx**	**xx.xx**	**xx.xx**	**xx.xx**	**xx.xx**	**xx.xx**	**xx.xx**

Table 891. Italy Cosmetics ODM Market Size, by Makeup, 2017-2032 (USD Million)

Makeup	2023	2024	2025	2026	2027	2032	CAGR (%)
Body Makeup	xx.xx	xx.xx	xx.xx	xx.xx	xx.xx	xx.xx	xx.xx
Eye and Brow Cosmetics	xx.xx	xx.xx	xx.xx	xx.xx	xx.xx	xx.xx	xx.xx
Face Makeup	xx.xx	xx.xx	xx.xx	xx.xx	xx.xx	xx.xx	xx.xx
Lip Makeup	xx.xx	xx.xx	xx.xx	xx.xx	xx.xx	xx.xx	xx.xx
Total	**xx.xx**	**xx.xx**	**xx.xx**	**xx.xx**	**xx.xx**	**xx.xx**	**xx.xx**

Table 892. Italy Cosmetics ODM Market Size, by Hair Care, 2017-2032 (USD Million)

Hair Care	2023	2024	2025	2026	2027	2032	CAGR (%)
Hair Cleansing	xx.xx	xx.xx	xx.xx	xx.xx	xx.xx	xx.xx	xx.xx
Hair Conditioning and Scalp Care	xx.xx	xx.xx	xx.xx	xx.xx	xx.xx	xx.xx	xx.xx
Hair Styling	xx.xx	xx.xx	xx.xx	xx.xx	xx.xx	xx.xx	xx.xx
Hair Texture Modification	xx.xx	xx.xx	xx.xx	xx.xx	xx.xx	xx.xx	xx.xx
Total	**xx.xx**	**xx.xx**	**xx.xx**	**xx.xx**	**xx.xx**	**xx.xx**	**xx.xx**

Table 893. Italy Cosmetics ODM Market Size, by Sun and Tanning Care, 2017-2032 (USD Million)

Sun and Tanning Care	2023	2024	2025	2026	2027	2032	CAGR (%)
After-Sun Care	xx.xx	xx.xx	xx.xx	xx.xx	xx.xx	xx.xx	xx.xx
Sun Protection	xx.xx	xx.xx	xx.xx	xx.xx	xx.xx	xx.xx	xx.xx
Sun-Tanning Care	xx.xx	xx.xx	xx.xx	xx.xx	xx.xx	xx.xx	xx.xx
Sunless Tanning	xx.xx	xx.xx	xx.xx	xx.xx	xx.xx	xx.xx	xx.xx
Total	**xx.xx**	**xx.xx**	**xx.xx**	**xx.xx**	**xx.xx**	**xx.xx**	**xx.xx**

Table 894. Italy Cosmetics ODM Market Size, by Nail Cosmetics, 2017-2032 (USD Million)

Nail Cosmetics	2023	2024	2025	2026	2027	2032	CAGR (%)
Nail and Cuticle Care	xx.xx	xx.xx	xx.xx	xx.xx	xx.xx	xx.xx	xx.xx
Nail Color and Coatings	xx.xx	xx.xx	xx.xx	xx.xx	xx.xx	xx.xx	xx.xx
Nail Enhancement and Adhesives	xx.xx	xx.xx	xx.xx	xx.xx	xx.xx	xx.xx	xx.xx
Nail Product Removers	xx.xx	xx.xx	xx.xx	xx.xx	xx.xx	xx.xx	xx.xx
Total	**xx.xx**	**xx.xx**	**xx.xx**	**xx.xx**	**xx.xx**	**xx.xx**	**xx.xx**

Table 895. Italy Cosmetics ODM Market Size, by Bath and Body Cleansing, 2017-2032 (USD Million)

Bath and Body Cleansing	2023	2024	2025	2026	2027	2032	CAGR (%)
Bath Additives	xx.xx	xx.xx	xx.xx	xx.xx	xx.xx	xx.xx	xx.xx
Body Cleansers	xx.xx	xx.xx	xx.xx	xx.xx	xx.xx	xx.xx	xx.xx
Total	**xx.xx**	**xx.xx**	**xx.xx**	**xx.xx**	**xx.xx**	**xx.xx**	**xx.xx**

Table 896. Italy Cosmetics ODM Market Size, by Hair Coloring and Lightening, 2017-2032 (USD Million)

Hair Coloring and Lightening	2023	2024	2025	2026	2027	2032	CAGR (%)
Hair Colorants	xx.xx	xx.xx	xx.xx	xx.xx	xx.xx	xx.xx	xx.xx
Hair Lighteners	xx.xx	xx.xx	xx.xx	xx.xx	xx.xx	xx.xx	xx.xx
Total	**xx.xx**	**xx.xx**	**xx.xx**	**xx.xx**	**xx.xx**	**xx.xx**	**xx.xx**

Table 897. Italy Cosmetics ODM Market Size, by Oral Care, 2017-2032 (USD Million)

Oral Care	2023	2024	2025	2026	2027	2032	CAGR (%)
Dentifrices	xx.xx	xx.xx	xx.xx	xx.xx	xx.xx	xx.xx	xx.xx
Mouthwash and Breath Fresheners	xx.xx	xx.xx	xx.xx	xx.xx	xx.xx	xx.xx	xx.xx
Tooth Whitening	xx.xx	xx.xx	xx.xx	xx.xx	xx.xx	xx.xx	xx.xx
Total	**xx.xx**	**xx.xx**	**xx.xx**	**xx.xx**	**xx.xx**	**xx.xx**	**xx.xx**

Table 898. Italy Cosmetics ODM Market Size, by Deodorants and Antiperspirants, 2017-2032 (USD Million)

Deodorants and Antiperspirants	2023	2024	2025	2026	2027	2032	CAGR (%)
Antiperspirants	xx.xx	xx.xx	xx.xx	xx.xx	xx.xx	xx.xx	xx.xx
Deodorants	xx.xx	xx.xx	xx.xx	xx.xx	xx.xx	xx.xx	xx.xx
Total	**xx.xx**	**xx.xx**	**xx.xx**	**xx.xx**	**xx.xx**	**xx.xx**	**xx.xx**

Table 899. Italy Cosmetics ODM Market Size, by Shaving and Hair Removal, 2017-2032 (USD Million)

Shaving and Hair Removal	2023	2024	2025	2026	2027	2032	CAGR (%)
Hair Removal	xx.xx	xx.xx	xx.xx	xx.xx	xx.xx	xx.xx	xx.xx
Shaving Care	xx.xx	xx.xx	xx.xx	xx.xx	xx.xx	xx.xx	xx.xx
Total	**xx.xx**	**xx.xx**	**xx.xx**	**xx.xx**	**xx.xx**	**xx.xx**	**xx.xx**

Table 900. Italy Cosmetics ODM Market Size, by Product Format, 2017-2032 (USD Million)

Product Format	2023	2024	2025	2026	2027	2032	CAGR (%)
Coherent Solids	xx.xx	xx.xx	xx.xx	xx.xx	xx.xx	xx.xx	xx.xx
Cosmetic-Bearing Substrates	xx.xx	xx.xx	xx.xx	xx.xx	xx.xx	xx.xx	xx.xx
Foams and Mousses	xx.xx	xx.xx	xx.xx	xx.xx	xx.xx	xx.xx	xx.xx
Liquids	xx.xx	xx.xx	xx.xx	xx.xx	xx.xx	xx.xx	xx.xx
Loose Powders and Granules	xx.xx	xx.xx	xx.xx	xx.xx	xx.xx	xx.xx	xx.xx
Semisolids	xx.xx	xx.xx	xx.xx	xx.xx	xx.xx	xx.xx	xx.xx
Total	**xx.xx**	**xx.xx**	**xx.xx**	**xx.xx**	**xx.xx**	**xx.xx**	**xx.xx**

Table 901. Italy Cosmetics ODM Market Size, by Semisolids, 2017-2032 (USD Million)

Semisolids	2023	2024	2025	2026	2027	2032	CAGR (%)
Balms and Pastes	xx.xx	xx.xx	xx.xx	xx.xx	xx.xx	xx.xx	xx.xx
Creams and Lotions	xx.xx	xx.xx	xx.xx	xx.xx	xx.xx	xx.xx	xx.xx
Gels	xx.xx	xx.xx	xx.xx	xx.xx	xx.xx	xx.xx	xx.xx
Total	**xx.xx**	**xx.xx**	**xx.xx**	**xx.xx**	**xx.xx**	**xx.xx**	**xx.xx**

Table 902. Italy Cosmetics ODM Market Size, by Coherent Solids, 2017-2032 (USD Million)

Coherent Solids	2023	2024	2025	2026	2027	2032	CAGR (%)
Bars, Sticks, and Tablets	xx.xx	xx.xx	xx.xx	xx.xx	xx.xx	xx.xx	xx.xx
Pressed Powders	xx.xx	xx.xx	xx.xx	xx.xx	xx.xx	xx.xx	xx.xx
Solid Cosmetic Films	xx.xx	xx.xx	xx.xx	xx.xx	xx.xx	xx.xx	xx.xx
Total	**xx.xx**	**xx.xx**	**xx.xx**	**xx.xx**	**xx.xx**	**xx.xx**	**xx.xx**

Table 903. Italy Cosmetics ODM Market Size, by Cosmetic-Bearing Substrates, 2017-2032 (USD Million)

Cosmetic-Bearing Substrates	2023	2024	2025	2026	2027	2032	CAGR (%)
Cosmetic-Bearing Masks and Patches	xx.xx	xx.xx	xx.xx	xx.xx	xx.xx	xx.xx	xx.xx
Cosmetic-Bearing Wipes and Pads	xx.xx	xx.xx	xx.xx	xx.xx	xx.xx	xx.xx	xx.xx
Total	**xx.xx**	**xx.xx**	**xx.xx**	**xx.xx**	**xx.xx**	**xx.xx**	**xx.xx**

Table 904. Italy Cosmetics ODM Market Size, by Formulation Water Basis, 2017-2032 (USD Million)

Formulation Water Basis	2023	2024	2025	2026	2027	2032	CAGR (%)
Anhydrous Formulations	xx.xx	xx.xx	xx.xx	xx.xx	xx.xx	xx.xx	xx.xx
Water-Containing Formulations	xx.xx	xx.xx	xx.xx	xx.xx	xx.xx	xx.xx	xx.xx
Total	**xx.xx**	**xx.xx**	**xx.xx**	**xx.xx**	**xx.xx**	**xx.xx**	**xx.xx**

Table 905. Italy Cosmetics ODM Market Size, by Usage Setting, 2017-2032 (USD Million)

Usage Setting	2023	2024	2025	2026	2027	2032	CAGR (%)
Hospitality and Institutional Amenities	xx.xx	xx.xx	xx.xx	xx.xx	xx.xx	xx.xx	xx.xx
Personal and Take-Home Use	xx.xx	xx.xx	xx.xx	xx.xx	xx.xx	xx.xx	xx.xx
Professional Treatment Use	xx.xx	xx.xx	xx.xx	xx.xx	xx.xx	xx.xx	xx.xx
Total	**xx.xx**	**xx.xx**	**xx.xx**	**xx.xx**	**xx.xx**	**xx.xx**	**xx.xx**

Table 906. Italy Cosmetics ODM Market Size, by Commissioning Buyer, 2017-2032 (USD Million)

Commissioning Buyer	2023	2024	2025	2026	2027	2032	CAGR (%)
Beauty and Personal Care Brand Operators	xx.xx	xx.xx	xx.xx	xx.xx	xx.xx	xx.xx	xx.xx
Hospitality and Institutional Amenity Operators	xx.xx	xx.xx	xx.xx	xx.xx	xx.xx	xx.xx	xx.xx
Importer and Distributor Brand Operators	xx.xx	xx.xx	xx.xx	xx.xx	xx.xx	xx.xx	xx.xx
Professional Beauty Businesses	xx.xx	xx.xx	xx.xx	xx.xx	xx.xx	xx.xx	xx.xx
Retailer Private-Label Operators	xx.xx	xx.xx	xx.xx	xx.xx	xx.xx	xx.xx	xx.xx
Total	**xx.xx**	**xx.xx**	**xx.xx**	**xx.xx**	**xx.xx**	**xx.xx**	**xx.xx**

Table 907. Italy Cosmetics ODM Market Size, by Supply Completion, 2017-2032 (USD Million)

Supply Completion	2023	2024	2025	2026	2027	2032	CAGR (%)
Bulk Cosmetic Supply	xx.xx	xx.xx	xx.xx	xx.xx	xx.xx	xx.xx	xx.xx
Filled Primary Packaging	xx.xx	xx.xx	xx.xx	xx.xx	xx.xx	xx.xx	xx.xx
Market-Ready Products	xx.xx	xx.xx	xx.xx	xx.xx	xx.xx	xx.xx	xx.xx
Total	**xx.xx**	**xx.xx**	**xx.xx**	**xx.xx**	**xx.xx**	**xx.xx**	**xx.xx**

Table 908. Italy Cosmetics ODM Market Size, by Manufacturing Execution, 2017-2032 (USD Million)

Manufacturing Execution	2023	2024	2025	2026	2027	2032	CAGR (%)
Hybrid Manufacturing	xx.xx	xx.xx	xx.xx	xx.xx	xx.xx	xx.xx	xx.xx
ODM-Controlled Manufacturing	xx.xx	xx.xx	xx.xx	xx.xx	xx.xx	xx.xx	xx.xx
Partner-Executed Manufacturing	xx.xx	xx.xx	xx.xx	xx.xx	xx.xx	xx.xx	xx.xx
Total	**xx.xx**	**xx.xx**	**xx.xx**	**xx.xx**	**xx.xx**	**xx.xx**	**xx.xx**

Table 909. Italy Cosmetics ODM Market Size, by Procurement Channel, 2017-2032 (USD Million)

Procurement Channel	2023	2024	2025	2026	2027	2032	CAGR (%)
Direct ODM Engagement	xx.xx	xx.xx	xx.xx	xx.xx	xx.xx	xx.xx	xx.xx
Intermediary-Managed Procurement	xx.xx	xx.xx	xx.xx	xx.xx	xx.xx	xx.xx	xx.xx
Total	**xx.xx**	**xx.xx**	**xx.xx**	**xx.xx**	**xx.xx**	**xx.xx**	**xx.xx**

Table 910. Italy Cosmetics ODM Market Size, by Target Price Tier, 2017-2032 (USD Million)

Target Price Tier	2023	2024	2025	2026	2027	2032	CAGR (%)
Entry Prestige	xx.xx	xx.xx	xx.xx	xx.xx	xx.xx	xx.xx	xx.xx
Mass Market	xx.xx	xx.xx	xx.xx	xx.xx	xx.xx	xx.xx	xx.xx
Masstige	xx.xx	xx.xx	xx.xx	xx.xx	xx.xx	xx.xx	xx.xx
Prestige	xx.xx	xx.xx	xx.xx	xx.xx	xx.xx	xx.xx	xx.xx
True Luxury	xx.xx	xx.xx	xx.xx	xx.xx	xx.xx	xx.xx	xx.xx
Ultra-Luxury	xx.xx	xx.xx	xx.xx	xx.xx	xx.xx	xx.xx	xx.xx
Total	**xx.xx**	**xx.xx**	**xx.xx**	**xx.xx**	**xx.xx**	**xx.xx**	**xx.xx**

Table 911. Italy Cosmetics ODM Market Size, by Development Model, 2017-2032 (USD Million)

Development Model	2023	2024	2025	2026	2027	2032	CAGR (%)
Catalog Formula Adoption	xx.xx	xx.xx	xx.xx	xx.xx	xx.xx	xx.xx	xx.xx
Custom Formula Development	xx.xx	xx.xx	xx.xx	xx.xx	xx.xx	xx.xx	xx.xx
Existing Formula Adaptation	xx.xx	xx.xx	xx.xx	xx.xx	xx.xx	xx.xx	xx.xx
Total	**xx.xx**	**xx.xx**	**xx.xx**	**xx.xx**	**xx.xx**	**xx.xx**	**xx.xx**

Table 912. Italy Cosmetics ODM Market Size, by Formula Ownership, 2017-2032 (USD Million)

Formula Ownership	2023	2024	2025	2026	2027	2032	CAGR (%)
Buyer-Owned	xx.xx	xx.xx	xx.xx	xx.xx	xx.xx	xx.xx	xx.xx
Jointly Owned	xx.xx	xx.xx	xx.xx	xx.xx	xx.xx	xx.xx	xx.xx
ODM-Owned	xx.xx	xx.xx	xx.xx	xx.xx	xx.xx	xx.xx	xx.xx
Third-Party-Owned	xx.xx	xx.xx	xx.xx	xx.xx	xx.xx	xx.xx	xx.xx
Total	**xx.xx**	**xx.xx**	**xx.xx**	**xx.xx**	**xx.xx**	**xx.xx**	**xx.xx**

Table 913. Italy Cosmetics ODM Market Size, by Regulatory Pathway, 2017-2032 (USD Million)

Regulatory Pathway	2023	2024	2025	2026	2027	2032	CAGR (%)
Consumer-Product Soap	xx.xx	xx.xx	xx.xx	xx.xx	xx.xx	xx.xx	xx.xx
Drug and Quasi-Drug Crossover	xx.xx	xx.xx	xx.xx	xx.xx	xx.xx	xx.xx	xx.xx
Special and Functional Cosmetics	xx.xx	xx.xx	xx.xx	xx.xx	xx.xx	xx.xx	xx.xx
Standard Cosmetics	xx.xx	xx.xx	xx.xx	xx.xx	xx.xx	xx.xx	xx.xx
Total	**xx.xx**	**xx.xx**	**xx.xx**	**xx.xx**	**xx.xx**	**xx.xx**	**xx.xx**

Table 914. Italy Cosmetics ODM Market Size, by Natural and Organic Status, 2017-2032 (USD Million)

Natural and Organic Status	2023	2024	2025	2026	2027	2032	CAGR (%)
Natural Certification	xx.xx	xx.xx	xx.xx	xx.xx	xx.xx	xx.xx	xx.xx
No Natural or Organic Positioning	xx.xx	xx.xx	xx.xx	xx.xx	xx.xx	xx.xx	xx.xx
Organic Certification	xx.xx	xx.xx	xx.xx	xx.xx	xx.xx	xx.xx	xx.xx
Uncertified Natural or Organic Claims	xx.xx	xx.xx	xx.xx	xx.xx	xx.xx	xx.xx	xx.xx
Total	**xx.xx**	**xx.xx**	**xx.xx**	**xx.xx**	**xx.xx**	**xx.xx**	**xx.xx**

22.10. Russia

Table 915. Russia Cosmetics ODM Market Size, 2017-2032 (USD Million)

Country	2023	2024	2025	2026	2027	2032	CAGR (%)
Russia	**xx.xx**	**xx.xx**	**xx.xx**	**xx.xx**	**xx.xx**	**xx.xx**	**xx.xx**

Table 916. Russia Cosmetics ODM Market Size, by Product Category, 2017-2032 (USD Million)

Product Category	2023	2024	2025	2026	2027	2032	CAGR (%)
Bath and Body Cleansing	xx.xx	xx.xx	xx.xx	xx.xx	xx.xx	xx.xx	xx.xx
Deodorants and Antiperspirants	xx.xx	xx.xx	xx.xx	xx.xx	xx.xx	xx.xx	xx.xx
External Intimate Care	xx.xx	xx.xx	xx.xx	xx.xx	xx.xx	xx.xx	xx.xx
Hair Care	xx.xx	xx.xx	xx.xx	xx.xx	xx.xx	xx.xx	xx.xx
Hair Coloring and Lightening	xx.xx	xx.xx	xx.xx	xx.xx	xx.xx	xx.xx	xx.xx
Makeup	xx.xx	xx.xx	xx.xx	xx.xx	xx.xx	xx.xx	xx.xx
Nail Cosmetics	xx.xx	xx.xx	xx.xx	xx.xx	xx.xx	xx.xx	xx.xx
Oral Care	xx.xx	xx.xx	xx.xx	xx.xx	xx.xx	xx.xx	xx.xx
Personal Fragrance	xx.xx	xx.xx	xx.xx	xx.xx	xx.xx	xx.xx	xx.xx
Shaving and Hair Removal	xx.xx	xx.xx	xx.xx	xx.xx	xx.xx	xx.xx	xx.xx
Skin Care	xx.xx	xx.xx	xx.xx	xx.xx	xx.xx	xx.xx	xx.xx
Sun and Tanning Care	xx.xx	xx.xx	xx.xx	xx.xx	xx.xx	xx.xx	xx.xx
Total	**xx.xx**	**xx.xx**	**xx.xx**	**xx.xx**	**xx.xx**	**xx.xx**	**xx.xx**

Table 917. Russia Cosmetics ODM Market Size, by Skin Care, 2017-2032 (USD Million)

Skin Care	2023	2024	2025	2026	2027	2032	CAGR (%)
Anti-Aging and Tone Care	xx.xx	xx.xx	xx.xx	xx.xx	xx.xx	xx.xx	xx.xx
Facial Cleansing and Makeup Removal	xx.xx	xx.xx	xx.xx	xx.xx	xx.xx	xx.xx	xx.xx
Moisturizing and Skin Conditioning	xx.xx	xx.xx	xx.xx	xx.xx	xx.xx	xx.xx	xx.xx
Skin Exfoliation	xx.xx	xx.xx	xx.xx	xx.xx	xx.xx	xx.xx	xx.xx
Total	**xx.xx**	**xx.xx**	**xx.xx**	**xx.xx**	**xx.xx**	**xx.xx**	**xx.xx**

Table 918. Russia Cosmetics ODM Market Size, by Makeup, 2017-2032 (USD Million)

Makeup	2023	2024	2025	2026	2027	2032	CAGR (%)
Body Makeup	xx.xx	xx.xx	xx.xx	xx.xx	xx.xx	xx.xx	xx.xx
Eye and Brow Cosmetics	xx.xx	xx.xx	xx.xx	xx.xx	xx.xx	xx.xx	xx.xx
Face Makeup	xx.xx	xx.xx	xx.xx	xx.xx	xx.xx	xx.xx	xx.xx
Lip Makeup	xx.xx	xx.xx	xx.xx	xx.xx	xx.xx	xx.xx	xx.xx
Total	**xx.xx**	**xx.xx**	**xx.xx**	**xx.xx**	**xx.xx**	**xx.xx**	**xx.xx**

Table 919. Russia Cosmetics ODM Market Size, by Hair Care, 2017-2032 (USD Million)

Hair Care	2023	2024	2025	2026	2027	2032	CAGR (%)
Hair Cleansing	xx.xx	xx.xx	xx.xx	xx.xx	xx.xx	xx.xx	xx.xx
Hair Conditioning and Scalp Care	xx.xx	xx.xx	xx.xx	xx.xx	xx.xx	xx.xx	xx.xx
Hair Styling	xx.xx	xx.xx	xx.xx	xx.xx	xx.xx	xx.xx	xx.xx
Hair Texture Modification	xx.xx	xx.xx	xx.xx	xx.xx	xx.xx	xx.xx	xx.xx
Total	**xx.xx**	**xx.xx**	**xx.xx**	**xx.xx**	**xx.xx**	**xx.xx**	**xx.xx**

Table 920. Russia Cosmetics ODM Market Size, by Sun and Tanning Care, 2017-2032 (USD Million)

Sun and Tanning Care	2023	2024	2025	2026	2027	2032	CAGR (%)
After-Sun Care	xx.xx	xx.xx	xx.xx	xx.xx	xx.xx	xx.xx	xx.xx
Sun Protection	xx.xx	xx.xx	xx.xx	xx.xx	xx.xx	xx.xx	xx.xx
Sun-Tanning Care	xx.xx	xx.xx	xx.xx	xx.xx	xx.xx	xx.xx	xx.xx
Sunless Tanning	xx.xx	xx.xx	xx.xx	xx.xx	xx.xx	xx.xx	xx.xx
Total	**xx.xx**	**xx.xx**	**xx.xx**	**xx.xx**	**xx.xx**	**xx.xx**	**xx.xx**

Table 921. Russia Cosmetics ODM Market Size, by Nail Cosmetics, 2017-2032 (USD Million)

Nail Cosmetics	2023	2024	2025	2026	2027	2032	CAGR (%)
Nail and Cuticle Care	xx.xx	xx.xx	xx.xx	xx.xx	xx.xx	xx.xx	xx.xx
Nail Color and Coatings	xx.xx	xx.xx	xx.xx	xx.xx	xx.xx	xx.xx	xx.xx
Nail Enhancement and Adhesives	xx.xx	xx.xx	xx.xx	xx.xx	xx.xx	xx.xx	xx.xx
Nail Product Removers	xx.xx	xx.xx	xx.xx	xx.xx	xx.xx	xx.xx	xx.xx
Total	**xx.xx**	**xx.xx**	**xx.xx**	**xx.xx**	**xx.xx**	**xx.xx**	**xx.xx**

Table 922. Russia Cosmetics ODM Market Size, by Bath and Body Cleansing, 2017-2032 (USD Million)

Bath and Body Cleansing	2023	2024	2025	2026	2027	2032	CAGR (%)
Bath Additives	xx.xx	xx.xx	xx.xx	xx.xx	xx.xx	xx.xx	xx.xx
Body Cleansers	xx.xx	xx.xx	xx.xx	xx.xx	xx.xx	xx.xx	xx.xx
Total	**xx.xx**	**xx.xx**	**xx.xx**	**xx.xx**	**xx.xx**	**xx.xx**	**xx.xx**

Table 923. Russia Cosmetics ODM Market Size, by Hair Coloring and Lightening, 2017-2032 (USD Million)

Hair Coloring and Lightening	2023	2024	2025	2026	2027	2032	CAGR (%)
Hair Colorants	xx.xx	xx.xx	xx.xx	xx.xx	xx.xx	xx.xx	xx.xx
Hair Lighteners	xx.xx	xx.xx	xx.xx	xx.xx	xx.xx	xx.xx	xx.xx
Total	**xx.xx**	**xx.xx**	**xx.xx**	**xx.xx**	**xx.xx**	**xx.xx**	**xx.xx**

Table 924. Russia Cosmetics ODM Market Size, by Oral Care, 2017-2032 (USD Million)

Oral Care	2023	2024	2025	2026	2027	2032	CAGR (%)
Dentifrices	xx.xx	xx.xx	xx.xx	xx.xx	xx.xx	xx.xx	xx.xx
Mouthwash and Breath Fresheners	xx.xx	xx.xx	xx.xx	xx.xx	xx.xx	xx.xx	xx.xx
Tooth Whitening	xx.xx	xx.xx	xx.xx	xx.xx	xx.xx	xx.xx	xx.xx
Total	**xx.xx**	**xx.xx**	**xx.xx**	**xx.xx**	**xx.xx**	**xx.xx**	**xx.xx**

Table 925. Russia Cosmetics ODM Market Size, by Deodorants and Antiperspirants, 2017-2032 (USD Million)

Deodorants and Antiperspirants	2023	2024	2025	2026	2027	2032	CAGR (%)
Antiperspirants	xx.xx	xx.xx	xx.xx	xx.xx	xx.xx	xx.xx	xx.xx
Deodorants	xx.xx	xx.xx	xx.xx	xx.xx	xx.xx	xx.xx	xx.xx
Total	**xx.xx**	**xx.xx**	**xx.xx**	**xx.xx**	**xx.xx**	**xx.xx**	**xx.xx**

Table 926. Russia Cosmetics ODM Market Size, by Shaving and Hair Removal, 2017-2032 (USD Million)

Shaving and Hair Removal	2023	2024	2025	2026	2027	2032	CAGR (%)
Hair Removal	xx.xx	xx.xx	xx.xx	xx.xx	xx.xx	xx.xx	xx.xx
Shaving Care	xx.xx	xx.xx	xx.xx	xx.xx	xx.xx	xx.xx	xx.xx
Total	**xx.xx**	**xx.xx**	**xx.xx**	**xx.xx**	**xx.xx**	**xx.xx**	**xx.xx**

Table 927. Russia Cosmetics ODM Market Size, by Product Format, 2017-2032 (USD Million)

Product Format	2023	2024	2025	2026	2027	2032	CAGR (%)
Coherent Solids	xx.xx	xx.xx	xx.xx	xx.xx	xx.xx	xx.xx	xx.xx
Cosmetic-Bearing Substrates	xx.xx	xx.xx	xx.xx	xx.xx	xx.xx	xx.xx	xx.xx
Foams and Mousses	xx.xx	xx.xx	xx.xx	xx.xx	xx.xx	xx.xx	xx.xx
Liquids	xx.xx	xx.xx	xx.xx	xx.xx	xx.xx	xx.xx	xx.xx
Loose Powders and Granules	xx.xx	xx.xx	xx.xx	xx.xx	xx.xx	xx.xx	xx.xx
Semisolids	xx.xx	xx.xx	xx.xx	xx.xx	xx.xx	xx.xx	xx.xx
Total	**xx.xx**	**xx.xx**	**xx.xx**	**xx.xx**	**xx.xx**	**xx.xx**	**xx.xx**

Table 928. Russia Cosmetics ODM Market Size, by Semisolids, 2017-2032 (USD Million)

Semisolids	2023	2024	2025	2026	2027	2032	CAGR (%)
Balms and Pastes	xx.xx	xx.xx	xx.xx	xx.xx	xx.xx	xx.xx	xx.xx
Creams and Lotions	xx.xx	xx.xx	xx.xx	xx.xx	xx.xx	xx.xx	xx.xx
Gels	xx.xx	xx.xx	xx.xx	xx.xx	xx.xx	xx.xx	xx.xx
Total	**xx.xx**	**xx.xx**	**xx.xx**	**xx.xx**	**xx.xx**	**xx.xx**	**xx.xx**

Table 929. Russia Cosmetics ODM Market Size, by Coherent Solids, 2017-2032 (USD Million)

Coherent Solids	2023	2024	2025	2026	2027	2032	CAGR (%)
Bars, Sticks, and Tablets	xx.xx	xx.xx	xx.xx	xx.xx	xx.xx	xx.xx	xx.xx
Pressed Powders	xx.xx	xx.xx	xx.xx	xx.xx	xx.xx	xx.xx	xx.xx
Solid Cosmetic Films	xx.xx	xx.xx	xx.xx	xx.xx	xx.xx	xx.xx	xx.xx
Total	**xx.xx**	**xx.xx**	**xx.xx**	**xx.xx**	**xx.xx**	**xx.xx**	**xx.xx**

Table 930. Russia Cosmetics ODM Market Size, by Cosmetic-Bearing Substrates, 2017-2032 (USD Million)

Cosmetic-Bearing Substrates	2023	2024	2025	2026	2027	2032	CAGR (%)
Cosmetic-Bearing Masks and Patches	xx.xx	xx.xx	xx.xx	xx.xx	xx.xx	xx.xx	xx.xx
Cosmetic-Bearing Wipes and Pads	xx.xx	xx.xx	xx.xx	xx.xx	xx.xx	xx.xx	xx.xx
Total	**xx.xx**	**xx.xx**	**xx.xx**	**xx.xx**	**xx.xx**	**xx.xx**	**xx.xx**

Table 931. Russia Cosmetics ODM Market Size, by Formulation Water Basis, 2017-2032 (USD Million)

Formulation Water Basis	2023	2024	2025	2026	2027	2032	CAGR (%)
Anhydrous Formulations	xx.xx	xx.xx	xx.xx	xx.xx	xx.xx	xx.xx	xx.xx
Water-Containing Formulations	xx.xx	xx.xx	xx.xx	xx.xx	xx.xx	xx.xx	xx.xx
Total	**xx.xx**	**xx.xx**	**xx.xx**	**xx.xx**	**xx.xx**	**xx.xx**	**xx.xx**

Table 932. Russia Cosmetics ODM Market Size, by Usage Setting, 2017-2032 (USD Million)

Usage Setting	2023	2024	2025	2026	2027	2032	CAGR (%)
Hospitality and Institutional Amenities	xx.xx	xx.xx	xx.xx	xx.xx	xx.xx	xx.xx	xx.xx
Personal and Take-Home Use	xx.xx	xx.xx	xx.xx	xx.xx	xx.xx	xx.xx	xx.xx
Professional Treatment Use	xx.xx	xx.xx	xx.xx	xx.xx	xx.xx	xx.xx	xx.xx
Total	**xx.xx**	**xx.xx**	**xx.xx**	**xx.xx**	**xx.xx**	**xx.xx**	**xx.xx**

Table 933. Russia Cosmetics ODM Market Size, by Commissioning Buyer, 2017-2032 (USD Million)

Commissioning Buyer	2023	2024	2025	2026	2027	2032	CAGR (%)
Beauty and Personal Care Brand Operators	xx.xx	xx.xx	xx.xx	xx.xx	xx.xx	xx.xx	xx.xx
Hospitality and Institutional Amenity Operators	xx.xx	xx.xx	xx.xx	xx.xx	xx.xx	xx.xx	xx.xx
Importer and Distributor Brand Operators	xx.xx	xx.xx	xx.xx	xx.xx	xx.xx	xx.xx	xx.xx
Professional Beauty Businesses	xx.xx	xx.xx	xx.xx	xx.xx	xx.xx	xx.xx	xx.xx
Retailer Private-Label Operators	xx.xx	xx.xx	xx.xx	xx.xx	xx.xx	xx.xx	xx.xx
Total	**xx.xx**	**xx.xx**	**xx.xx**	**xx.xx**	**xx.xx**	**xx.xx**	**xx.xx**

Table 934. Russia Cosmetics ODM Market Size, by Supply Completion, 2017-2032 (USD Million)

Supply Completion	2023	2024	2025	2026	2027	2032	CAGR (%)
Bulk Cosmetic Supply	xx.xx	xx.xx	xx.xx	xx.xx	xx.xx	xx.xx	xx.xx
Filled Primary Packaging	xx.xx	xx.xx	xx.xx	xx.xx	xx.xx	xx.xx	xx.xx
Market-Ready Products	xx.xx	xx.xx	xx.xx	xx.xx	xx.xx	xx.xx	xx.xx
Total	**xx.xx**	**xx.xx**	**xx.xx**	**xx.xx**	**xx.xx**	**xx.xx**	**xx.xx**

Table 935. Russia Cosmetics ODM Market Size, by Manufacturing Execution, 2017-2032 (USD Million)

Manufacturing Execution	2023	2024	2025	2026	2027	2032	CAGR (%)
Hybrid Manufacturing	xx.xx	xx.xx	xx.xx	xx.xx	xx.xx	xx.xx	xx.xx
ODM-Controlled Manufacturing	xx.xx	xx.xx	xx.xx	xx.xx	xx.xx	xx.xx	xx.xx
Partner-Executed Manufacturing	xx.xx	xx.xx	xx.xx	xx.xx	xx.xx	xx.xx	xx.xx
Total	**xx.xx**	**xx.xx**	**xx.xx**	**xx.xx**	**xx.xx**	**xx.xx**	**xx.xx**

Table 936. Russia Cosmetics ODM Market Size, by Procurement Channel, 2017-2032 (USD Million)

Procurement Channel	2023	2024	2025	2026	2027	2032	CAGR (%)
Direct ODM Engagement	xx.xx	xx.xx	xx.xx	xx.xx	xx.xx	xx.xx	xx.xx
Intermediary-Managed Procurement	xx.xx	xx.xx	xx.xx	xx.xx	xx.xx	xx.xx	xx.xx
Total	**xx.xx**	**xx.xx**	**xx.xx**	**xx.xx**	**xx.xx**	**xx.xx**	**xx.xx**

Table 937. Russia Cosmetics ODM Market Size, by Target Price Tier, 2017-2032 (USD Million)

Target Price Tier	2023	2024	2025	2026	2027	2032	CAGR (%)
Entry Prestige	xx.xx	xx.xx	xx.xx	xx.xx	xx.xx	xx.xx	xx.xx
Mass Market	xx.xx	xx.xx	xx.xx	xx.xx	xx.xx	xx.xx	xx.xx
Masstige	xx.xx	xx.xx	xx.xx	xx.xx	xx.xx	xx.xx	xx.xx
Prestige	xx.xx	xx.xx	xx.xx	xx.xx	xx.xx	xx.xx	xx.xx
True Luxury	xx.xx	xx.xx	xx.xx	xx.xx	xx.xx	xx.xx	xx.xx
Ultra-Luxury	xx.xx	xx.xx	xx.xx	xx.xx	xx.xx	xx.xx	xx.xx
Total	**xx.xx**	**xx.xx**	**xx.xx**	**xx.xx**	**xx.xx**	**xx.xx**	**xx.xx**

Table 938. Russia Cosmetics ODM Market Size, by Development Model, 2017-2032 (USD Million)

Development Model	2023	2024	2025	2026	2027	2032	CAGR (%)
Catalog Formula Adoption	xx.xx	xx.xx	xx.xx	xx.xx	xx.xx	xx.xx	xx.xx
Custom Formula Development	xx.xx	xx.xx	xx.xx	xx.xx	xx.xx	xx.xx	xx.xx
Existing Formula Adaptation	xx.xx	xx.xx	xx.xx	xx.xx	xx.xx	xx.xx	xx.xx
Total	**xx.xx**	**xx.xx**	**xx.xx**	**xx.xx**	**xx.xx**	**xx.xx**	**xx.xx**

Table 939. Russia Cosmetics ODM Market Size, by Formula Ownership, 2017-2032 (USD Million)

Formula Ownership	2023	2024	2025	2026	2027	2032	CAGR (%)
Buyer-Owned	xx.xx	xx.xx	xx.xx	xx.xx	xx.xx	xx.xx	xx.xx
Jointly Owned	xx.xx	xx.xx	xx.xx	xx.xx	xx.xx	xx.xx	xx.xx
ODM-Owned	xx.xx	xx.xx	xx.xx	xx.xx	xx.xx	xx.xx	xx.xx
Third-Party-Owned	xx.xx	xx.xx	xx.xx	xx.xx	xx.xx	xx.xx	xx.xx
Total	**xx.xx**	**xx.xx**	**xx.xx**	**xx.xx**	**xx.xx**	**xx.xx**	**xx.xx**

Table 940. Russia Cosmetics ODM Market Size, by Regulatory Pathway, 2017-2032 (USD Million)

Regulatory Pathway	2023	2024	2025	2026	2027	2032	CAGR (%)
Consumer-Product Soap	xx.xx	xx.xx	xx.xx	xx.xx	xx.xx	xx.xx	xx.xx
Drug and Quasi-Drug Crossover	xx.xx	xx.xx	xx.xx	xx.xx	xx.xx	xx.xx	xx.xx
Special and Functional Cosmetics	xx.xx	xx.xx	xx.xx	xx.xx	xx.xx	xx.xx	xx.xx
Standard Cosmetics	xx.xx	xx.xx	xx.xx	xx.xx	xx.xx	xx.xx	xx.xx
Total	**xx.xx**	**xx.xx**	**xx.xx**	**xx.xx**	**xx.xx**	**xx.xx**	**xx.xx**

Table 941. Russia Cosmetics ODM Market Size, by Natural and Organic Status, 2017-2032 (USD Million)

Natural and Organic Status	2023	2024	2025	2026	2027	2032	CAGR (%)
Natural Certification	xx.xx	xx.xx	xx.xx	xx.xx	xx.xx	xx.xx	xx.xx
No Natural or Organic Positioning	xx.xx	xx.xx	xx.xx	xx.xx	xx.xx	xx.xx	xx.xx
Organic Certification	xx.xx	xx.xx	xx.xx	xx.xx	xx.xx	xx.xx	xx.xx
Uncertified Natural or Organic Claims	xx.xx	xx.xx	xx.xx	xx.xx	xx.xx	xx.xx	xx.xx
Total	**xx.xx**	**xx.xx**	**xx.xx**	**xx.xx**	**xx.xx**	**xx.xx**	**xx.xx**

22.11. Canada

Table 942. Canada Cosmetics ODM Market Size, 2017-2032 (USD Million)

Country	2023	2024	2025	2026	2027	2032	CAGR (%)
Canada	**xx.xx**	**xx.xx**	**xx.xx**	**xx.xx**	**xx.xx**	**xx.xx**	**xx.xx**

Table 943. Canada Cosmetics ODM Market Size, by Product Category, 2017-2032 (USD Million)

Product Category	2023	2024	2025	2026	2027	2032	CAGR (%)
Bath and Body Cleansing	xx.xx	xx.xx	xx.xx	xx.xx	xx.xx	xx.xx	xx.xx
Deodorants and Antiperspirants	xx.xx	xx.xx	xx.xx	xx.xx	xx.xx	xx.xx	xx.xx
External Intimate Care	xx.xx	xx.xx	xx.xx	xx.xx	xx.xx	xx.xx	xx.xx
Hair Care	xx.xx	xx.xx	xx.xx	xx.xx	xx.xx	xx.xx	xx.xx
Hair Coloring and Lightening	xx.xx	xx.xx	xx.xx	xx.xx	xx.xx	xx.xx	xx.xx
Makeup	xx.xx	xx.xx	xx.xx	xx.xx	xx.xx	xx.xx	xx.xx
Nail Cosmetics	xx.xx	xx.xx	xx.xx	xx.xx	xx.xx	xx.xx	xx.xx
Oral Care	xx.xx	xx.xx	xx.xx	xx.xx	xx.xx	xx.xx	xx.xx
Personal Fragrance	xx.xx	xx.xx	xx.xx	xx.xx	xx.xx	xx.xx	xx.xx
Shaving and Hair Removal	xx.xx	xx.xx	xx.xx	xx.xx	xx.xx	xx.xx	xx.xx
Skin Care	xx.xx	xx.xx	xx.xx	xx.xx	xx.xx	xx.xx	xx.xx
Sun and Tanning Care	xx.xx	xx.xx	xx.xx	xx.xx	xx.xx	xx.xx	xx.xx
Total	**xx.xx**	**xx.xx**	**xx.xx**	**xx.xx**	**xx.xx**	**xx.xx**	**xx.xx**

Table 944. Canada Cosmetics ODM Market Size, by Skin Care, 2017-2032 (USD Million)

Skin Care	2023	2024	2025	2026	2027	2032	CAGR (%)
Anti-Aging and Tone Care	xx.xx	xx.xx	xx.xx	xx.xx	xx.xx	xx.xx	xx.xx
Facial Cleansing and Makeup Removal	xx.xx	xx.xx	xx.xx	xx.xx	xx.xx	xx.xx	xx.xx
Moisturizing and Skin Conditioning	xx.xx	xx.xx	xx.xx	xx.xx	xx.xx	xx.xx	xx.xx
Skin Exfoliation	xx.xx	xx.xx	xx.xx	xx.xx	xx.xx	xx.xx	xx.xx
Total	**xx.xx**	**xx.xx**	**xx.xx**	**xx.xx**	**xx.xx**	**xx.xx**	**xx.xx**

Table 945. Canada Cosmetics ODM Market Size, by Makeup, 2017-2032 (USD Million)

Makeup	2023	2024	2025	2026	2027	2032	CAGR (%)
Body Makeup	xx.xx	xx.xx	xx.xx	xx.xx	xx.xx	xx.xx	xx.xx
Eye and Brow Cosmetics	xx.xx	xx.xx	xx.xx	xx.xx	xx.xx	xx.xx	xx.xx
Face Makeup	xx.xx	xx.xx	xx.xx	xx.xx	xx.xx	xx.xx	xx.xx
Lip Makeup	xx.xx	xx.xx	xx.xx	xx.xx	xx.xx	xx.xx	xx.xx
Total	**xx.xx**	**xx.xx**	**xx.xx**	**xx.xx**	**xx.xx**	**xx.xx**	**xx.xx**

Table 946. Canada Cosmetics ODM Market Size, by Hair Care, 2017-2032 (USD Million)

Hair Care	2023	2024	2025	2026	2027	2032	CAGR (%)
Hair Cleansing	xx.xx	xx.xx	xx.xx	xx.xx	xx.xx	xx.xx	xx.xx
Hair Conditioning and Scalp Care	xx.xx	xx.xx	xx.xx	xx.xx	xx.xx	xx.xx	xx.xx
Hair Styling	xx.xx	xx.xx	xx.xx	xx.xx	xx.xx	xx.xx	xx.xx
Hair Texture Modification	xx.xx	xx.xx	xx.xx	xx.xx	xx.xx	xx.xx	xx.xx
Total	**xx.xx**	**xx.xx**	**xx.xx**	**xx.xx**	**xx.xx**	**xx.xx**	**xx.xx**

Table 947. Canada Cosmetics ODM Market Size, by Sun and Tanning Care, 2017-2032 (USD Million)

Sun and Tanning Care	2023	2024	2025	2026	2027	2032	CAGR (%)
After-Sun Care	xx.xx	xx.xx	xx.xx	xx.xx	xx.xx	xx.xx	xx.xx
Sun Protection	xx.xx	xx.xx	xx.xx	xx.xx	xx.xx	xx.xx	xx.xx
Sun-Tanning Care	xx.xx	xx.xx	xx.xx	xx.xx	xx.xx	xx.xx	xx.xx
Sunless Tanning	xx.xx	xx.xx	xx.xx	xx.xx	xx.xx	xx.xx	xx.xx
Total	**xx.xx**	**xx.xx**	**xx.xx**	**xx.xx**	**xx.xx**	**xx.xx**	**xx.xx**

Table 948. Canada Cosmetics ODM Market Size, by Nail Cosmetics, 2017-2032 (USD Million)

Nail Cosmetics	2023	2024	2025	2026	2027	2032	CAGR (%)
Nail and Cuticle Care	xx.xx	xx.xx	xx.xx	xx.xx	xx.xx	xx.xx	xx.xx
Nail Color and Coatings	xx.xx	xx.xx	xx.xx	xx.xx	xx.xx	xx.xx	xx.xx
Nail Enhancement and Adhesives	xx.xx	xx.xx	xx.xx	xx.xx	xx.xx	xx.xx	xx.xx
Nail Product Removers	xx.xx	xx.xx	xx.xx	xx.xx	xx.xx	xx.xx	xx.xx
Total	**xx.xx**	**xx.xx**	**xx.xx**	**xx.xx**	**xx.xx**	**xx.xx**	**xx.xx**

Table 949. Canada Cosmetics ODM Market Size, by Bath and Body Cleansing, 2017-2032 (USD Million)

Bath and Body Cleansing	2023	2024	2025	2026	2027	2032	CAGR (%)
Bath Additives	xx.xx	xx.xx	xx.xx	xx.xx	xx.xx	xx.xx	xx.xx
Body Cleansers	xx.xx	xx.xx	xx.xx	xx.xx	xx.xx	xx.xx	xx.xx
Total	**xx.xx**	**xx.xx**	**xx.xx**	**xx.xx**	**xx.xx**	**xx.xx**	**xx.xx**

Table 950. Canada Cosmetics ODM Market Size, by Hair Coloring and Lightening, 2017-2032 (USD Million)

Hair Coloring and Lightening	2023	2024	2025	2026	2027	2032	CAGR (%)
Hair Colorants	xx.xx	xx.xx	xx.xx	xx.xx	xx.xx	xx.xx	xx.xx
Hair Lighteners	xx.xx	xx.xx	xx.xx	xx.xx	xx.xx	xx.xx	xx.xx
Total	**xx.xx**	**xx.xx**	**xx.xx**	**xx.xx**	**xx.xx**	**xx.xx**	**xx.xx**

Table 951. Canada Cosmetics ODM Market Size, by Oral Care, 2017-2032 (USD Million)

Oral Care	2023	2024	2025	2026	2027	2032	CAGR (%)
Dentifrices	xx.xx	xx.xx	xx.xx	xx.xx	xx.xx	xx.xx	xx.xx
Mouthwash and Breath Fresheners	xx.xx	xx.xx	xx.xx	xx.xx	xx.xx	xx.xx	xx.xx
Tooth Whitening	xx.xx	xx.xx	xx.xx	xx.xx	xx.xx	xx.xx	xx.xx
Total	**xx.xx**	**xx.xx**	**xx.xx**	**xx.xx**	**xx.xx**	**xx.xx**	**xx.xx**

Table 952. Canada Cosmetics ODM Market Size, by Deodorants and Antiperspirants, 2017-2032 (USD Million)

Deodorants and Antiperspirants	2023	2024	2025	2026	2027	2032	CAGR (%)
Antiperspirants	xx.xx	xx.xx	xx.xx	xx.xx	xx.xx	xx.xx	xx.xx
Deodorants	xx.xx	xx.xx	xx.xx	xx.xx	xx.xx	xx.xx	xx.xx
Total	**xx.xx**	**xx.xx**	**xx.xx**	**xx.xx**	**xx.xx**	**xx.xx**	**xx.xx**

Table 953. Canada Cosmetics ODM Market Size, by Shaving and Hair Removal, 2017-2032 (USD Million)

Shaving and Hair Removal	2023	2024	2025	2026	2027	2032	CAGR (%)
Hair Removal	xx.xx	xx.xx	xx.xx	xx.xx	xx.xx	xx.xx	xx.xx
Shaving Care	xx.xx	xx.xx	xx.xx	xx.xx	xx.xx	xx.xx	xx.xx
Total	**xx.xx**	**xx.xx**	**xx.xx**	**xx.xx**	**xx.xx**	**xx.xx**	**xx.xx**

Table 954. Canada Cosmetics ODM Market Size, by Product Format, 2017-2032 (USD Million)

Product Format	2023	2024	2025	2026	2027	2032	CAGR (%)
Coherent Solids	xx.xx	xx.xx	xx.xx	xx.xx	xx.xx	xx.xx	xx.xx
Cosmetic-Bearing Substrates	xx.xx	xx.xx	xx.xx	xx.xx	xx.xx	xx.xx	xx.xx
Foams and Mousses	xx.xx	xx.xx	xx.xx	xx.xx	xx.xx	xx.xx	xx.xx
Liquids	xx.xx	xx.xx	xx.xx	xx.xx	xx.xx	xx.xx	xx.xx
Loose Powders and Granules	xx.xx	xx.xx	xx.xx	xx.xx	xx.xx	xx.xx	xx.xx
Semisolids	xx.xx	xx.xx	xx.xx	xx.xx	xx.xx	xx.xx	xx.xx
Total	**xx.xx**	**xx.xx**	**xx.xx**	**xx.xx**	**xx.xx**	**xx.xx**	**xx.xx**

Table 955. Canada Cosmetics ODM Market Size, by Semisolids, 2017-2032 (USD Million)

Semisolids	2023	2024	2025	2026	2027	2032	CAGR (%)
Balms and Pastes	xx.xx	xx.xx	xx.xx	xx.xx	xx.xx	xx.xx	xx.xx
Creams and Lotions	xx.xx	xx.xx	xx.xx	xx.xx	xx.xx	xx.xx	xx.xx
Gels	xx.xx	xx.xx	xx.xx	xx.xx	xx.xx	xx.xx	xx.xx
Total	**xx.xx**	**xx.xx**	**xx.xx**	**xx.xx**	**xx.xx**	**xx.xx**	**xx.xx**

Table 956. Canada Cosmetics ODM Market Size, by Coherent Solids, 2017-2032 (USD Million)

Coherent Solids	2023	2024	2025	2026	2027	2032	CAGR (%)
Bars, Sticks, and Tablets	xx.xx	xx.xx	xx.xx	xx.xx	xx.xx	xx.xx	xx.xx
Pressed Powders	xx.xx	xx.xx	xx.xx	xx.xx	xx.xx	xx.xx	xx.xx
Solid Cosmetic Films	xx.xx	xx.xx	xx.xx	xx.xx	xx.xx	xx.xx	xx.xx
Total	**xx.xx**	**xx.xx**	**xx.xx**	**xx.xx**	**xx.xx**	**xx.xx**	**xx.xx**

Table 957. Canada Cosmetics ODM Market Size, by Cosmetic-Bearing Substrates, 2017-2032 (USD Million)

Cosmetic-Bearing Substrates	2023	2024	2025	2026	2027	2032	CAGR (%)
Cosmetic-Bearing Masks and Patches	xx.xx	xx.xx	xx.xx	xx.xx	xx.xx	xx.xx	xx.xx
Cosmetic-Bearing Wipes and Pads	xx.xx	xx.xx	xx.xx	xx.xx	xx.xx	xx.xx	xx.xx
Total	**xx.xx**	**xx.xx**	**xx.xx**	**xx.xx**	**xx.xx**	**xx.xx**	**xx.xx**

Table 958. Canada Cosmetics ODM Market Size, by Formulation Water Basis, 2017-2032 (USD Million)

Formulation Water Basis	2023	2024	2025	2026	2027	2032	CAGR (%)
Anhydrous Formulations	xx.xx	xx.xx	xx.xx	xx.xx	xx.xx	xx.xx	xx.xx
Water-Containing Formulations	xx.xx	xx.xx	xx.xx	xx.xx	xx.xx	xx.xx	xx.xx
Total	**xx.xx**	**xx.xx**	**xx.xx**	**xx.xx**	**xx.xx**	**xx.xx**	**xx.xx**

Table 959. Canada Cosmetics ODM Market Size, by Usage Setting, 2017-2032 (USD Million)

Usage Setting	2023	2024	2025	2026	2027	2032	CAGR (%)
Hospitality and Institutional Amenities	xx.xx	xx.xx	xx.xx	xx.xx	xx.xx	xx.xx	xx.xx
Personal and Take-Home Use	xx.xx	xx.xx	xx.xx	xx.xx	xx.xx	xx.xx	xx.xx
Professional Treatment Use	xx.xx	xx.xx	xx.xx	xx.xx	xx.xx	xx.xx	xx.xx
Total	**xx.xx**	**xx.xx**	**xx.xx**	**xx.xx**	**xx.xx**	**xx.xx**	**xx.xx**

Table 960. Canada Cosmetics ODM Market Size, by Commissioning Buyer, 2017-2032 (USD Million)

Commissioning Buyer	2023	2024	2025	2026	2027	2032	CAGR (%)
Beauty and Personal Care Brand Operators	xx.xx	xx.xx	xx.xx	xx.xx	xx.xx	xx.xx	xx.xx
Hospitality and Institutional Amenity Operators	xx.xx	xx.xx	xx.xx	xx.xx	xx.xx	xx.xx	xx.xx
Importer and Distributor Brand Operators	xx.xx	xx.xx	xx.xx	xx.xx	xx.xx	xx.xx	xx.xx
Professional Beauty Businesses	xx.xx	xx.xx	xx.xx	xx.xx	xx.xx	xx.xx	xx.xx
Retailer Private-Label Operators	xx.xx	xx.xx	xx.xx	xx.xx	xx.xx	xx.xx	xx.xx
Total	**xx.xx**	**xx.xx**	**xx.xx**	**xx.xx**	**xx.xx**	**xx.xx**	**xx.xx**

Table 961. Canada Cosmetics ODM Market Size, by Supply Completion, 2017-2032 (USD Million)

Supply Completion	2023	2024	2025	2026	2027	2032	CAGR (%)
Bulk Cosmetic Supply	xx.xx	xx.xx	xx.xx	xx.xx	xx.xx	xx.xx	xx.xx
Filled Primary Packaging	xx.xx	xx.xx	xx.xx	xx.xx	xx.xx	xx.xx	xx.xx
Market-Ready Products	xx.xx	xx.xx	xx.xx	xx.xx	xx.xx	xx.xx	xx.xx
Total	**xx.xx**	**xx.xx**	**xx.xx**	**xx.xx**	**xx.xx**	**xx.xx**	**xx.xx**

Table 962. Canada Cosmetics ODM Market Size, by Manufacturing Execution, 2017-2032 (USD Million)

Manufacturing Execution	2023	2024	2025	2026	2027	2032	CAGR (%)
Hybrid Manufacturing	xx.xx	xx.xx	xx.xx	xx.xx	xx.xx	xx.xx	xx.xx
ODM-Controlled Manufacturing	xx.xx	xx.xx	xx.xx	xx.xx	xx.xx	xx.xx	xx.xx
Partner-Executed Manufacturing	xx.xx	xx.xx	xx.xx	xx.xx	xx.xx	xx.xx	xx.xx
Total	**xx.xx**	**xx.xx**	**xx.xx**	**xx.xx**	**xx.xx**	**xx.xx**	**xx.xx**

Table 963. Canada Cosmetics ODM Market Size, by Procurement Channel, 2017-2032 (USD Million)

Procurement Channel	2023	2024	2025	2026	2027	2032	CAGR (%)
Direct ODM Engagement	xx.xx	xx.xx	xx.xx	xx.xx	xx.xx	xx.xx	xx.xx
Intermediary-Managed Procurement	xx.xx	xx.xx	xx.xx	xx.xx	xx.xx	xx.xx	xx.xx
Total	**xx.xx**	**xx.xx**	**xx.xx**	**xx.xx**	**xx.xx**	**xx.xx**	**xx.xx**

Table 964. Canada Cosmetics ODM Market Size, by Target Price Tier, 2017-2032 (USD Million)

Target Price Tier	2023	2024	2025	2026	2027	2032	CAGR (%)
Entry Prestige	xx.xx	xx.xx	xx.xx	xx.xx	xx.xx	xx.xx	xx.xx
Mass Market	xx.xx	xx.xx	xx.xx	xx.xx	xx.xx	xx.xx	xx.xx
Masstige	xx.xx	xx.xx	xx.xx	xx.xx	xx.xx	xx.xx	xx.xx
Prestige	xx.xx	xx.xx	xx.xx	xx.xx	xx.xx	xx.xx	xx.xx
True Luxury	xx.xx	xx.xx	xx.xx	xx.xx	xx.xx	xx.xx	xx.xx
Ultra-Luxury	xx.xx	xx.xx	xx.xx	xx.xx	xx.xx	xx.xx	xx.xx
Total	**xx.xx**	**xx.xx**	**xx.xx**	**xx.xx**	**xx.xx**	**xx.xx**	**xx.xx**

Table 965. Canada Cosmetics ODM Market Size, by Development Model, 2017-2032 (USD Million)

Development Model	2023	2024	2025	2026	2027	2032	CAGR (%)
Catalog Formula Adoption	xx.xx	xx.xx	xx.xx	xx.xx	xx.xx	xx.xx	xx.xx
Custom Formula Development	xx.xx	xx.xx	xx.xx	xx.xx	xx.xx	xx.xx	xx.xx
Existing Formula Adaptation	xx.xx	xx.xx	xx.xx	xx.xx	xx.xx	xx.xx	xx.xx
Total	**xx.xx**	**xx.xx**	**xx.xx**	**xx.xx**	**xx.xx**	**xx.xx**	**xx.xx**

Table 966. Canada Cosmetics ODM Market Size, by Formula Ownership, 2017-2032 (USD Million)

Formula Ownership	2023	2024	2025	2026	2027	2032	CAGR (%)
Buyer-Owned	xx.xx	xx.xx	xx.xx	xx.xx	xx.xx	xx.xx	xx.xx
Jointly Owned	xx.xx	xx.xx	xx.xx	xx.xx	xx.xx	xx.xx	xx.xx
ODM-Owned	xx.xx	xx.xx	xx.xx	xx.xx	xx.xx	xx.xx	xx.xx
Third-Party-Owned	xx.xx	xx.xx	xx.xx	xx.xx	xx.xx	xx.xx	xx.xx
Total	**xx.xx**	**xx.xx**	**xx.xx**	**xx.xx**	**xx.xx**	**xx.xx**	**xx.xx**

Table 967. Canada Cosmetics ODM Market Size, by Regulatory Pathway, 2017-2032 (USD Million)

Regulatory Pathway	2023	2024	2025	2026	2027	2032	CAGR (%)
Consumer-Product Soap	xx.xx	xx.xx	xx.xx	xx.xx	xx.xx	xx.xx	xx.xx
Drug and Quasi-Drug Crossover	xx.xx	xx.xx	xx.xx	xx.xx	xx.xx	xx.xx	xx.xx
Special and Functional Cosmetics	xx.xx	xx.xx	xx.xx	xx.xx	xx.xx	xx.xx	xx.xx
Standard Cosmetics	xx.xx	xx.xx	xx.xx	xx.xx	xx.xx	xx.xx	xx.xx
Total	**xx.xx**	**xx.xx**	**xx.xx**	**xx.xx**	**xx.xx**	**xx.xx**	**xx.xx**

Table 968. Canada Cosmetics ODM Market Size, by Natural and Organic Status, 2017-2032 (USD Million)

Natural and Organic Status	2023	2024	2025	2026	2027	2032	CAGR (%)
Natural Certification	xx.xx	xx.xx	xx.xx	xx.xx	xx.xx	xx.xx	xx.xx
No Natural or Organic Positioning	xx.xx	xx.xx	xx.xx	xx.xx	xx.xx	xx.xx	xx.xx
Organic Certification	xx.xx	xx.xx	xx.xx	xx.xx	xx.xx	xx.xx	xx.xx
Uncertified Natural or Organic Claims	xx.xx	xx.xx	xx.xx	xx.xx	xx.xx	xx.xx	xx.xx
Total	**xx.xx**	**xx.xx**	**xx.xx**	**xx.xx**	**xx.xx**	**xx.xx**	**xx.xx**

22.12. Spain

Table 969. Spain Cosmetics ODM Market Size, 2017-2032 (USD Million)

Country	2023	2024	2025	2026	2027	2032	CAGR (%)
Spain	**xx.xx**	**xx.xx**	**xx.xx**	**xx.xx**	**xx.xx**	**xx.xx**	**xx.xx**

Table 970. Spain Cosmetics ODM Market Size, by Product Category, 2017-2032 (USD Million)

Product Category	2023	2024	2025	2026	2027	2032	CAGR (%)
Bath and Body Cleansing	xx.xx	xx.xx	xx.xx	xx.xx	xx.xx	xx.xx	xx.xx
Deodorants and Antiperspirants	xx.xx	xx.xx	xx.xx	xx.xx	xx.xx	xx.xx	xx.xx
External Intimate Care	xx.xx	xx.xx	xx.xx	xx.xx	xx.xx	xx.xx	xx.xx
Hair Care	xx.xx	xx.xx	xx.xx	xx.xx	xx.xx	xx.xx	xx.xx
Hair Coloring and Lightening	xx.xx	xx.xx	xx.xx	xx.xx	xx.xx	xx.xx	xx.xx
Makeup	xx.xx	xx.xx	xx.xx	xx.xx	xx.xx	xx.xx	xx.xx
Nail Cosmetics	xx.xx	xx.xx	xx.xx	xx.xx	xx.xx	xx.xx	xx.xx
Oral Care	xx.xx	xx.xx	xx.xx	xx.xx	xx.xx	xx.xx	xx.xx
Personal Fragrance	xx.xx	xx.xx	xx.xx	xx.xx	xx.xx	xx.xx	xx.xx
Shaving and Hair Removal	xx.xx	xx.xx	xx.xx	xx.xx	xx.xx	xx.xx	xx.xx
Skin Care	xx.xx	xx.xx	xx.xx	xx.xx	xx.xx	xx.xx	xx.xx
Sun and Tanning Care	xx.xx	xx.xx	xx.xx	xx.xx	xx.xx	xx.xx	xx.xx
Total	**xx.xx**	**xx.xx**	**xx.xx**	**xx.xx**	**xx.xx**	**xx.xx**	**xx.xx**

Table 971. Spain Cosmetics ODM Market Size, by Skin Care, 2017-2032 (USD Million)

Skin Care	2023	2024	2025	2026	2027	2032	CAGR (%)
Anti-Aging and Tone Care	xx.xx	xx.xx	xx.xx	xx.xx	xx.xx	xx.xx	xx.xx
Facial Cleansing and Makeup Removal	xx.xx	xx.xx	xx.xx	xx.xx	xx.xx	xx.xx	xx.xx
Moisturizing and Skin Conditioning	xx.xx	xx.xx	xx.xx	xx.xx	xx.xx	xx.xx	xx.xx
Skin Exfoliation	xx.xx	xx.xx	xx.xx	xx.xx	xx.xx	xx.xx	xx.xx
Total	**xx.xx**	**xx.xx**	**xx.xx**	**xx.xx**	**xx.xx**	**xx.xx**	**xx.xx**

Table 972. Spain Cosmetics ODM Market Size, by Makeup, 2017-2032 (USD Million)

Makeup	2023	2024	2025	2026	2027	2032	CAGR (%)
Body Makeup	xx.xx	xx.xx	xx.xx	xx.xx	xx.xx	xx.xx	xx.xx
Eye and Brow Cosmetics	xx.xx	xx.xx	xx.xx	xx.xx	xx.xx	xx.xx	xx.xx
Face Makeup	xx.xx	xx.xx	xx.xx	xx.xx	xx.xx	xx.xx	xx.xx
Lip Makeup	xx.xx	xx.xx	xx.xx	xx.xx	xx.xx	xx.xx	xx.xx
Total	**xx.xx**	**xx.xx**	**xx.xx**	**xx.xx**	**xx.xx**	**xx.xx**	**xx.xx**

Table 973. Spain Cosmetics ODM Market Size, by Hair Care, 2017-2032 (USD Million)

Hair Care	2023	2024	2025	2026	2027	2032	CAGR (%)
Hair Cleansing	xx.xx	xx.xx	xx.xx	xx.xx	xx.xx	xx.xx	xx.xx
Hair Conditioning and Scalp Care	xx.xx	xx.xx	xx.xx	xx.xx	xx.xx	xx.xx	xx.xx
Hair Styling	xx.xx	xx.xx	xx.xx	xx.xx	xx.xx	xx.xx	xx.xx
Hair Texture Modification	xx.xx	xx.xx	xx.xx	xx.xx	xx.xx	xx.xx	xx.xx
Total	**xx.xx**	**xx.xx**	**xx.xx**	**xx.xx**	**xx.xx**	**xx.xx**	**xx.xx**

Table 974. Spain Cosmetics ODM Market Size, by Sun and Tanning Care, 2017-2032 (USD Million)

Sun and Tanning Care	2023	2024	2025	2026	2027	2032	CAGR (%)
After-Sun Care	xx.xx	xx.xx	xx.xx	xx.xx	xx.xx	xx.xx	xx.xx
Sun Protection	xx.xx	xx.xx	xx.xx	xx.xx	xx.xx	xx.xx	xx.xx
Sun-Tanning Care	xx.xx	xx.xx	xx.xx	xx.xx	xx.xx	xx.xx	xx.xx
Sunless Tanning	xx.xx	xx.xx	xx.xx	xx.xx	xx.xx	xx.xx	xx.xx
Total	**xx.xx**	**xx.xx**	**xx.xx**	**xx.xx**	**xx.xx**	**xx.xx**	**xx.xx**

Table 975. Spain Cosmetics ODM Market Size, by Nail Cosmetics, 2017-2032 (USD Million)

Nail Cosmetics	2023	2024	2025	2026	2027	2032	CAGR (%)
Nail and Cuticle Care	xx.xx	xx.xx	xx.xx	xx.xx	xx.xx	xx.xx	xx.xx
Nail Color and Coatings	xx.xx	xx.xx	xx.xx	xx.xx	xx.xx	xx.xx	xx.xx
Nail Enhancement and Adhesives	xx.xx	xx.xx	xx.xx	xx.xx	xx.xx	xx.xx	xx.xx
Nail Product Removers	xx.xx	xx.xx	xx.xx	xx.xx	xx.xx	xx.xx	xx.xx
Total	**xx.xx**	**xx.xx**	**xx.xx**	**xx.xx**	**xx.xx**	**xx.xx**	**xx.xx**

Table 976. Spain Cosmetics ODM Market Size, by Bath and Body Cleansing, 2017-2032 (USD Million)

Bath and Body Cleansing	2023	2024	2025	2026	2027	2032	CAGR (%)
Bath Additives	xx.xx	xx.xx	xx.xx	xx.xx	xx.xx	xx.xx	xx.xx
Body Cleansers	xx.xx	xx.xx	xx.xx	xx.xx	xx.xx	xx.xx	xx.xx
Total	**xx.xx**	**xx.xx**	**xx.xx**	**xx.xx**	**xx.xx**	**xx.xx**	**xx.xx**

Table 977. Spain Cosmetics ODM Market Size, by Hair Coloring and Lightening, 2017-2032 (USD Million)

Hair Coloring and Lightening	2023	2024	2025	2026	2027	2032	CAGR (%)
Hair Colorants	xx.xx	xx.xx	xx.xx	xx.xx	xx.xx	xx.xx	xx.xx
Hair Lighteners	xx.xx	xx.xx	xx.xx	xx.xx	xx.xx	xx.xx	xx.xx
Total	**xx.xx**	**xx.xx**	**xx.xx**	**xx.xx**	**xx.xx**	**xx.xx**	**xx.xx**

Table 978. Spain Cosmetics ODM Market Size, by Oral Care, 2017-2032 (USD Million)

Oral Care	2023	2024	2025	2026	2027	2032	CAGR (%)
Dentifrices	xx.xx	xx.xx	xx.xx	xx.xx	xx.xx	xx.xx	xx.xx
Mouthwash and Breath Fresheners	xx.xx	xx.xx	xx.xx	xx.xx	xx.xx	xx.xx	xx.xx
Tooth Whitening	xx.xx	xx.xx	xx.xx	xx.xx	xx.xx	xx.xx	xx.xx
Total	**xx.xx**	**xx.xx**	**xx.xx**	**xx.xx**	**xx.xx**	**xx.xx**	**xx.xx**

Table 979. Spain Cosmetics ODM Market Size, by Deodorants and Antiperspirants, 2017-2032 (USD Million)

Deodorants and Antiperspirants	2023	2024	2025	2026	2027	2032	CAGR (%)
Antiperspirants	xx.xx	xx.xx	xx.xx	xx.xx	xx.xx	xx.xx	xx.xx
Deodorants	xx.xx	xx.xx	xx.xx	xx.xx	xx.xx	xx.xx	xx.xx
Total	**xx.xx**	**xx.xx**	**xx.xx**	**xx.xx**	**xx.xx**	**xx.xx**	**xx.xx**

Table 980. Spain Cosmetics ODM Market Size, by Shaving and Hair Removal, 2017-2032 (USD Million)

Shaving and Hair Removal	2023	2024	2025	2026	2027	2032	CAGR (%)
Hair Removal	xx.xx	xx.xx	xx.xx	xx.xx	xx.xx	xx.xx	xx.xx
Shaving Care	xx.xx	xx.xx	xx.xx	xx.xx	xx.xx	xx.xx	xx.xx
Total	**xx.xx**	**xx.xx**	**xx.xx**	**xx.xx**	**xx.xx**	**xx.xx**	**xx.xx**

Table 981. Spain Cosmetics ODM Market Size, by Product Format, 2017-2032 (USD Million)

Product Format	2023	2024	2025	2026	2027	2032	CAGR (%)
Coherent Solids	xx.xx	xx.xx	xx.xx	xx.xx	xx.xx	xx.xx	xx.xx
Cosmetic-Bearing Substrates	xx.xx	xx.xx	xx.xx	xx.xx	xx.xx	xx.xx	xx.xx
Foams and Mousses	xx.xx	xx.xx	xx.xx	xx.xx	xx.xx	xx.xx	xx.xx
Liquids	xx.xx	xx.xx	xx.xx	xx.xx	xx.xx	xx.xx	xx.xx
Loose Powders and Granules	xx.xx	xx.xx	xx.xx	xx.xx	xx.xx	xx.xx	xx.xx
Semisolids	xx.xx	xx.xx	xx.xx	xx.xx	xx.xx	xx.xx	xx.xx
Total	**xx.xx**	**xx.xx**	**xx.xx**	**xx.xx**	**xx.xx**	**xx.xx**	**xx.xx**

Table 982. Spain Cosmetics ODM Market Size, by Semisolids, 2017-2032 (USD Million)

Semisolids	2023	2024	2025	2026	2027	2032	CAGR (%)
Balms and Pastes	xx.xx	xx.xx	xx.xx	xx.xx	xx.xx	xx.xx	xx.xx
Creams and Lotions	xx.xx	xx.xx	xx.xx	xx.xx	xx.xx	xx.xx	xx.xx
Gels	xx.xx	xx.xx	xx.xx	xx.xx	xx.xx	xx.xx	xx.xx
Total	**xx.xx**	**xx.xx**	**xx.xx**	**xx.xx**	**xx.xx**	**xx.xx**	**xx.xx**

Table 983. Spain Cosmetics ODM Market Size, by Coherent Solids, 2017-2032 (USD Million)

Coherent Solids	2023	2024	2025	2026	2027	2032	CAGR (%)
Bars, Sticks, and Tablets	xx.xx	xx.xx	xx.xx	xx.xx	xx.xx	xx.xx	xx.xx
Pressed Powders	xx.xx	xx.xx	xx.xx	xx.xx	xx.xx	xx.xx	xx.xx
Solid Cosmetic Films	xx.xx	xx.xx	xx.xx	xx.xx	xx.xx	xx.xx	xx.xx
Total	**xx.xx**	**xx.xx**	**xx.xx**	**xx.xx**	**xx.xx**	**xx.xx**	**xx.xx**

Table 984. Spain Cosmetics ODM Market Size, by Cosmetic-Bearing Substrates, 2017-2032 (USD Million)

Cosmetic-Bearing Substrates	2023	2024	2025	2026	2027	2032	CAGR (%)
Cosmetic-Bearing Masks and Patches	xx.xx	xx.xx	xx.xx	xx.xx	xx.xx	xx.xx	xx.xx
Cosmetic-Bearing Wipes and Pads	xx.xx	xx.xx	xx.xx	xx.xx	xx.xx	xx.xx	xx.xx
Total	**xx.xx**	**xx.xx**	**xx.xx**	**xx.xx**	**xx.xx**	**xx.xx**	**xx.xx**

Table 985. Spain Cosmetics ODM Market Size, by Formulation Water Basis, 2017-2032 (USD Million)

Formulation Water Basis	2023	2024	2025	2026	2027	2032	CAGR (%)
Anhydrous Formulations	xx.xx	xx.xx	xx.xx	xx.xx	xx.xx	xx.xx	xx.xx
Water-Containing Formulations	xx.xx	xx.xx	xx.xx	xx.xx	xx.xx	xx.xx	xx.xx
Total	**xx.xx**	**xx.xx**	**xx.xx**	**xx.xx**	**xx.xx**	**xx.xx**	**xx.xx**

Table 986. Spain Cosmetics ODM Market Size, by Usage Setting, 2017-2032 (USD Million)

Usage Setting	2023	2024	2025	2026	2027	2032	CAGR (%)
Hospitality and Institutional Amenities	xx.xx	xx.xx	xx.xx	xx.xx	xx.xx	xx.xx	xx.xx
Personal and Take-Home Use	xx.xx	xx.xx	xx.xx	xx.xx	xx.xx	xx.xx	xx.xx
Professional Treatment Use	xx.xx	xx.xx	xx.xx	xx.xx	xx.xx	xx.xx	xx.xx
Total	**xx.xx**	**xx.xx**	**xx.xx**	**xx.xx**	**xx.xx**	**xx.xx**	**xx.xx**

Table 987. Spain Cosmetics ODM Market Size, by Commissioning Buyer, 2017-2032 (USD Million)

Commissioning Buyer	2023	2024	2025	2026	2027	2032	CAGR (%)
Beauty and Personal Care Brand Operators	xx.xx	xx.xx	xx.xx	xx.xx	xx.xx	xx.xx	xx.xx
Hospitality and Institutional Amenity Operators	xx.xx	xx.xx	xx.xx	xx.xx	xx.xx	xx.xx	xx.xx
Importer and Distributor Brand Operators	xx.xx	xx.xx	xx.xx	xx.xx	xx.xx	xx.xx	xx.xx
Professional Beauty Businesses	xx.xx	xx.xx	xx.xx	xx.xx	xx.xx	xx.xx	xx.xx
Retailer Private-Label Operators	xx.xx	xx.xx	xx.xx	xx.xx	xx.xx	xx.xx	xx.xx
Total	**xx.xx**	**xx.xx**	**xx.xx**	**xx.xx**	**xx.xx**	**xx.xx**	**xx.xx**

Table 988. Spain Cosmetics ODM Market Size, by Supply Completion, 2017-2032 (USD Million)

Supply Completion	2023	2024	2025	2026	2027	2032	CAGR (%)
Bulk Cosmetic Supply	xx.xx	xx.xx	xx.xx	xx.xx	xx.xx	xx.xx	xx.xx
Filled Primary Packaging	xx.xx	xx.xx	xx.xx	xx.xx	xx.xx	xx.xx	xx.xx
Market-Ready Products	xx.xx	xx.xx	xx.xx	xx.xx	xx.xx	xx.xx	xx.xx
Total	**xx.xx**	**xx.xx**	**xx.xx**	**xx.xx**	**xx.xx**	**xx.xx**	**xx.xx**

Table 989. Spain Cosmetics ODM Market Size, by Manufacturing Execution, 2017-2032 (USD Million)

Manufacturing Execution	2023	2024	2025	2026	2027	2032	CAGR (%)
Hybrid Manufacturing	xx.xx	xx.xx	xx.xx	xx.xx	xx.xx	xx.xx	xx.xx
ODM-Controlled Manufacturing	xx.xx	xx.xx	xx.xx	xx.xx	xx.xx	xx.xx	xx.xx
Partner-Executed Manufacturing	xx.xx	xx.xx	xx.xx	xx.xx	xx.xx	xx.xx	xx.xx
Total	**xx.xx**	**xx.xx**	**xx.xx**	**xx.xx**	**xx.xx**	**xx.xx**	**xx.xx**

Table 990. Spain Cosmetics ODM Market Size, by Procurement Channel, 2017-2032 (USD Million)

Procurement Channel	2023	2024	2025	2026	2027	2032	CAGR (%)
Direct ODM Engagement	xx.xx	xx.xx	xx.xx	xx.xx	xx.xx	xx.xx	xx.xx
Intermediary-Managed Procurement	xx.xx	xx.xx	xx.xx	xx.xx	xx.xx	xx.xx	xx.xx
Total	**xx.xx**	**xx.xx**	**xx.xx**	**xx.xx**	**xx.xx**	**xx.xx**	**xx.xx**

Table 991. Spain Cosmetics ODM Market Size, by Target Price Tier, 2017-2032 (USD Million)

Target Price Tier	2023	2024	2025	2026	2027	2032	CAGR (%)
Entry Prestige	xx.xx	xx.xx	xx.xx	xx.xx	xx.xx	xx.xx	xx.xx
Mass Market	xx.xx	xx.xx	xx.xx	xx.xx	xx.xx	xx.xx	xx.xx
Masstige	xx.xx	xx.xx	xx.xx	xx.xx	xx.xx	xx.xx	xx.xx
Prestige	xx.xx	xx.xx	xx.xx	xx.xx	xx.xx	xx.xx	xx.xx
True Luxury	xx.xx	xx.xx	xx.xx	xx.xx	xx.xx	xx.xx	xx.xx
Ultra-Luxury	xx.xx	xx.xx	xx.xx	xx.xx	xx.xx	xx.xx	xx.xx
Total	**xx.xx**	**xx.xx**	**xx.xx**	**xx.xx**	**xx.xx**	**xx.xx**	**xx.xx**

Table 992. Spain Cosmetics ODM Market Size, by Development Model, 2017-2032 (USD Million)

Development Model	2023	2024	2025	2026	2027	2032	CAGR (%)
Catalog Formula Adoption	xx.xx	xx.xx	xx.xx	xx.xx	xx.xx	xx.xx	xx.xx
Custom Formula Development	xx.xx	xx.xx	xx.xx	xx.xx	xx.xx	xx.xx	xx.xx
Existing Formula Adaptation	xx.xx	xx.xx	xx.xx	xx.xx	xx.xx	xx.xx	xx.xx
Total	**xx.xx**	**xx.xx**	**xx.xx**	**xx.xx**	**xx.xx**	**xx.xx**	**xx.xx**

Table 993. Spain Cosmetics ODM Market Size, by Formula Ownership, 2017-2032 (USD Million)

Formula Ownership	2023	2024	2025	2026	2027	2032	CAGR (%)
Buyer-Owned	xx.xx	xx.xx	xx.xx	xx.xx	xx.xx	xx.xx	xx.xx
Jointly Owned	xx.xx	xx.xx	xx.xx	xx.xx	xx.xx	xx.xx	xx.xx
ODM-Owned	xx.xx	xx.xx	xx.xx	xx.xx	xx.xx	xx.xx	xx.xx
Third-Party-Owned	xx.xx	xx.xx	xx.xx	xx.xx	xx.xx	xx.xx	xx.xx
Total	**xx.xx**	**xx.xx**	**xx.xx**	**xx.xx**	**xx.xx**	**xx.xx**	**xx.xx**

Table 994. Spain Cosmetics ODM Market Size, by Regulatory Pathway, 2017-2032 (USD Million)

Regulatory Pathway	2023	2024	2025	2026	2027	2032	CAGR (%)
Consumer-Product Soap	xx.xx	xx.xx	xx.xx	xx.xx	xx.xx	xx.xx	xx.xx
Drug and Quasi-Drug Crossover	xx.xx	xx.xx	xx.xx	xx.xx	xx.xx	xx.xx	xx.xx
Special and Functional Cosmetics	xx.xx	xx.xx	xx.xx	xx.xx	xx.xx	xx.xx	xx.xx
Standard Cosmetics	xx.xx	xx.xx	xx.xx	xx.xx	xx.xx	xx.xx	xx.xx
Total	**xx.xx**	**xx.xx**	**xx.xx**	**xx.xx**	**xx.xx**	**xx.xx**	**xx.xx**

Table 995. Spain Cosmetics ODM Market Size, by Natural and Organic Status, 2017-2032 (USD Million)

Natural and Organic Status	2023	2024	2025	2026	2027	2032	CAGR (%)
Natural Certification	xx.xx	xx.xx	xx.xx	xx.xx	xx.xx	xx.xx	xx.xx
No Natural or Organic Positioning	xx.xx	xx.xx	xx.xx	xx.xx	xx.xx	xx.xx	xx.xx
Organic Certification	xx.xx	xx.xx	xx.xx	xx.xx	xx.xx	xx.xx	xx.xx
Uncertified Natural or Organic Claims	xx.xx	xx.xx	xx.xx	xx.xx	xx.xx	xx.xx	xx.xx
Total	**xx.xx**	**xx.xx**	**xx.xx**	**xx.xx**	**xx.xx**	**xx.xx**	**xx.xx**

22.13. Australia

Table 996. Australia Cosmetics ODM Market Size, 2017-2032 (USD Million)

Country	2023	2024	2025	2026	2027	2032	CAGR (%)
Australia	**xx.xx**	**xx.xx**	**xx.xx**	**xx.xx**	**xx.xx**	**xx.xx**	**xx.xx**

Table 997. Australia Cosmetics ODM Market Size, by Product Category, 2017-2032 (USD Million)

Product Category	2023	2024	2025	2026	2027	2032	CAGR (%)
Bath and Body Cleansing	xx.xx	xx.xx	xx.xx	xx.xx	xx.xx	xx.xx	xx.xx
Deodorants and Antiperspirants	xx.xx	xx.xx	xx.xx	xx.xx	xx.xx	xx.xx	xx.xx
External Intimate Care	xx.xx	xx.xx	xx.xx	xx.xx	xx.xx	xx.xx	xx.xx
Hair Care	xx.xx	xx.xx	xx.xx	xx.xx	xx.xx	xx.xx	xx.xx
Hair Coloring and Lightening	xx.xx	xx.xx	xx.xx	xx.xx	xx.xx	xx.xx	xx.xx
Makeup	xx.xx	xx.xx	xx.xx	xx.xx	xx.xx	xx.xx	xx.xx
Nail Cosmetics	xx.xx	xx.xx	xx.xx	xx.xx	xx.xx	xx.xx	xx.xx
Oral Care	xx.xx	xx.xx	xx.xx	xx.xx	xx.xx	xx.xx	xx.xx
Personal Fragrance	xx.xx	xx.xx	xx.xx	xx.xx	xx.xx	xx.xx	xx.xx
Shaving and Hair Removal	xx.xx	xx.xx	xx.xx	xx.xx	xx.xx	xx.xx	xx.xx
Skin Care	xx.xx	xx.xx	xx.xx	xx.xx	xx.xx	xx.xx	xx.xx
Sun and Tanning Care	xx.xx	xx.xx	xx.xx	xx.xx	xx.xx	xx.xx	xx.xx
Total	**xx.xx**	**xx.xx**	**xx.xx**	**xx.xx**	**xx.xx**	**xx.xx**	**xx.xx**

Table 998. Australia Cosmetics ODM Market Size, by Skin Care, 2017-2032 (USD Million)

Skin Care	2023	2024	2025	2026	2027	2032	CAGR (%)
Anti-Aging and Tone Care	xx.xx	xx.xx	xx.xx	xx.xx	xx.xx	xx.xx	xx.xx
Facial Cleansing and Makeup Removal	xx.xx	xx.xx	xx.xx	xx.xx	xx.xx	xx.xx	xx.xx
Moisturizing and Skin Conditioning	xx.xx	xx.xx	xx.xx	xx.xx	xx.xx	xx.xx	xx.xx
Skin Exfoliation	xx.xx	xx.xx	xx.xx	xx.xx	xx.xx	xx.xx	xx.xx
Total	**xx.xx**	**xx.xx**	**xx.xx**	**xx.xx**	**xx.xx**	**xx.xx**	**xx.xx**

Table 999. Australia Cosmetics ODM Market Size, by Makeup, 2017-2032 (USD Million)

Makeup	2023	2024	2025	2026	2027	2032	CAGR (%)
Body Makeup	xx.xx	xx.xx	xx.xx	xx.xx	xx.xx	xx.xx	xx.xx
Eye and Brow Cosmetics	xx.xx	xx.xx	xx.xx	xx.xx	xx.xx	xx.xx	xx.xx
Face Makeup	xx.xx	xx.xx	xx.xx	xx.xx	xx.xx	xx.xx	xx.xx
Lip Makeup	xx.xx	xx.xx	xx.xx	xx.xx	xx.xx	xx.xx	xx.xx
Total	**xx.xx**	**xx.xx**	**xx.xx**	**xx.xx**	**xx.xx**	**xx.xx**	**xx.xx**

Table 1000. Australia Cosmetics ODM Market Size, by Hair Care, 2017-2032 (USD Million)

Hair Care	2023	2024	2025	2026	2027	2032	CAGR (%)
Hair Cleansing	xx.xx	xx.xx	xx.xx	xx.xx	xx.xx	xx.xx	xx.xx
Hair Conditioning and Scalp Care	xx.xx	xx.xx	xx.xx	xx.xx	xx.xx	xx.xx	xx.xx
Hair Styling	xx.xx	xx.xx	xx.xx	xx.xx	xx.xx	xx.xx	xx.xx
Hair Texture Modification	xx.xx	xx.xx	xx.xx	xx.xx	xx.xx	xx.xx	xx.xx
Total	**xx.xx**	**xx.xx**	**xx.xx**	**xx.xx**	**xx.xx**	**xx.xx**	**xx.xx**

Table 1001. Australia Cosmetics ODM Market Size, by Sun and Tanning Care, 2017-2032 (USD Million)

Sun and Tanning Care	2023	2024	2025	2026	2027	2032	CAGR (%)
After-Sun Care	xx.xx	xx.xx	xx.xx	xx.xx	xx.xx	xx.xx	xx.xx
Sun Protection	xx.xx	xx.xx	xx.xx	xx.xx	xx.xx	xx.xx	xx.xx
Sun-Tanning Care	xx.xx	xx.xx	xx.xx	xx.xx	xx.xx	xx.xx	xx.xx
Sunless Tanning	xx.xx	xx.xx	xx.xx	xx.xx	xx.xx	xx.xx	xx.xx
Total	**xx.xx**	**xx.xx**	**xx.xx**	**xx.xx**	**xx.xx**	**xx.xx**	**xx.xx**

Table 1002. Australia Cosmetics ODM Market Size, by Nail Cosmetics, 2017-2032 (USD Million)

Nail Cosmetics	2023	2024	2025	2026	2027	2032	CAGR (%)
Nail and Cuticle Care	xx.xx	xx.xx	xx.xx	xx.xx	xx.xx	xx.xx	xx.xx
Nail Color and Coatings	xx.xx	xx.xx	xx.xx	xx.xx	xx.xx	xx.xx	xx.xx
Nail Enhancement and Adhesives	xx.xx	xx.xx	xx.xx	xx.xx	xx.xx	xx.xx	xx.xx
Nail Product Removers	xx.xx	xx.xx	xx.xx	xx.xx	xx.xx	xx.xx	xx.xx
Total	**xx.xx**	**xx.xx**	**xx.xx**	**xx.xx**	**xx.xx**	**xx.xx**	**xx.xx**

Table 1003. Australia Cosmetics ODM Market Size, by Bath and Body Cleansing, 2017-2032 (USD Million)

Bath and Body Cleansing	2023	2024	2025	2026	2027	2032	CAGR (%)
Bath Additives	xx.xx	xx.xx	xx.xx	xx.xx	xx.xx	xx.xx	xx.xx
Body Cleansers	xx.xx	xx.xx	xx.xx	xx.xx	xx.xx	xx.xx	xx.xx
Total	**xx.xx**	**xx.xx**	**xx.xx**	**xx.xx**	**xx.xx**	**xx.xx**	**xx.xx**

Table 1004. Australia Cosmetics ODM Market Size, by Hair Coloring and Lightening, 2017-2032 (USD Million)

Hair Coloring and Lightening	2023	2024	2025	2026	2027	2032	CAGR (%)
Hair Colorants	xx.xx	xx.xx	xx.xx	xx.xx	xx.xx	xx.xx	xx.xx
Hair Lighteners	xx.xx	xx.xx	xx.xx	xx.xx	xx.xx	xx.xx	xx.xx
Total	**xx.xx**	**xx.xx**	**xx.xx**	**xx.xx**	**xx.xx**	**xx.xx**	**xx.xx**

Table 1005. Australia Cosmetics ODM Market Size, by Oral Care, 2017-2032 (USD Million)

Oral Care	2023	2024	2025	2026	2027	2032	CAGR (%)
Dentifrices	xx.xx	xx.xx	xx.xx	xx.xx	xx.xx	xx.xx	xx.xx
Mouthwash and Breath Fresheners	xx.xx	xx.xx	xx.xx	xx.xx	xx.xx	xx.xx	xx.xx
Tooth Whitening	xx.xx	xx.xx	xx.xx	xx.xx	xx.xx	xx.xx	xx.xx
Total	**xx.xx**	**xx.xx**	**xx.xx**	**xx.xx**	**xx.xx**	**xx.xx**	**xx.xx**

Table 1006. Australia Cosmetics ODM Market Size, by Deodorants and Antiperspirants, 2017-2032 (USD Million)

Deodorants and Antiperspirants	2023	2024	2025	2026	2027	2032	CAGR (%)
Antiperspirants	xx.xx	xx.xx	xx.xx	xx.xx	xx.xx	xx.xx	xx.xx
Deodorants	xx.xx	xx.xx	xx.xx	xx.xx	xx.xx	xx.xx	xx.xx
Total	**xx.xx**	**xx.xx**	**xx.xx**	**xx.xx**	**xx.xx**	**xx.xx**	**xx.xx**

Table 1007. Australia Cosmetics ODM Market Size, by Shaving and Hair Removal, 2017-2032 (USD Million)

Shaving and Hair Removal	2023	2024	2025	2026	2027	2032	CAGR (%)
Hair Removal	xx.xx	xx.xx	xx.xx	xx.xx	xx.xx	xx.xx	xx.xx
Shaving Care	xx.xx	xx.xx	xx.xx	xx.xx	xx.xx	xx.xx	xx.xx
Total	**xx.xx**	**xx.xx**	**xx.xx**	**xx.xx**	**xx.xx**	**xx.xx**	**xx.xx**

Table 1008. Australia Cosmetics ODM Market Size, by Product Format, 2017-2032 (USD Million)

Product Format	2023	2024	2025	2026	2027	2032	CAGR (%)
Coherent Solids	xx.xx	xx.xx	xx.xx	xx.xx	xx.xx	xx.xx	xx.xx
Cosmetic-Bearing Substrates	xx.xx	xx.xx	xx.xx	xx.xx	xx.xx	xx.xx	xx.xx
Foams and Mousses	xx.xx	xx.xx	xx.xx	xx.xx	xx.xx	xx.xx	xx.xx
Liquids	xx.xx	xx.xx	xx.xx	xx.xx	xx.xx	xx.xx	xx.xx
Loose Powders and Granules	xx.xx	xx.xx	xx.xx	xx.xx	xx.xx	xx.xx	xx.xx
Semisolids	xx.xx	xx.xx	xx.xx	xx.xx	xx.xx	xx.xx	xx.xx
Total	**xx.xx**	**xx.xx**	**xx.xx**	**xx.xx**	**xx.xx**	**xx.xx**	**xx.xx**

Table 1009. Australia Cosmetics ODM Market Size, by Semisolids, 2017-2032 (USD Million)

Semisolids	2023	2024	2025	2026	2027	2032	CAGR (%)
Balms and Pastes	xx.xx	xx.xx	xx.xx	xx.xx	xx.xx	xx.xx	xx.xx
Creams and Lotions	xx.xx	xx.xx	xx.xx	xx.xx	xx.xx	xx.xx	xx.xx
Gels	xx.xx	xx.xx	xx.xx	xx.xx	xx.xx	xx.xx	xx.xx
Total	**xx.xx**	**xx.xx**	**xx.xx**	**xx.xx**	**xx.xx**	**xx.xx**	**xx.xx**

Table 1010. Australia Cosmetics ODM Market Size, by Coherent Solids, 2017-2032 (USD Million)

Coherent Solids	2023	2024	2025	2026	2027	2032	CAGR (%)
Bars, Sticks, and Tablets	xx.xx	xx.xx	xx.xx	xx.xx	xx.xx	xx.xx	xx.xx
Pressed Powders	xx.xx	xx.xx	xx.xx	xx.xx	xx.xx	xx.xx	xx.xx
Solid Cosmetic Films	xx.xx	xx.xx	xx.xx	xx.xx	xx.xx	xx.xx	xx.xx
Total	**xx.xx**	**xx.xx**	**xx.xx**	**xx.xx**	**xx.xx**	**xx.xx**	**xx.xx**

Table 1011. Australia Cosmetics ODM Market Size, by Cosmetic-Bearing Substrates, 2017-2032 (USD Million)

Cosmetic-Bearing Substrates	2023	2024	2025	2026	2027	2032	CAGR (%)
Cosmetic-Bearing Masks and Patches	xx.xx	xx.xx	xx.xx	xx.xx	xx.xx	xx.xx	xx.xx
Cosmetic-Bearing Wipes and Pads	xx.xx	xx.xx	xx.xx	xx.xx	xx.xx	xx.xx	xx.xx
Total	**xx.xx**	**xx.xx**	**xx.xx**	**xx.xx**	**xx.xx**	**xx.xx**	**xx.xx**

Table 1012. Australia Cosmetics ODM Market Size, by Formulation Water Basis, 2017-2032 (USD Million)

Formulation Water Basis	2023	2024	2025	2026	2027	2032	CAGR (%)
Anhydrous Formulations	xx.xx	xx.xx	xx.xx	xx.xx	xx.xx	xx.xx	xx.xx
Water-Containing Formulations	xx.xx	xx.xx	xx.xx	xx.xx	xx.xx	xx.xx	xx.xx
Total	**xx.xx**	**xx.xx**	**xx.xx**	**xx.xx**	**xx.xx**	**xx.xx**	**xx.xx**

Table 1013. Australia Cosmetics ODM Market Size, by Usage Setting, 2017-2032 (USD Million)

Usage Setting	2023	2024	2025	2026	2027	2032	CAGR (%)
Hospitality and Institutional Amenities	xx.xx	xx.xx	xx.xx	xx.xx	xx.xx	xx.xx	xx.xx
Personal and Take-Home Use	xx.xx	xx.xx	xx.xx	xx.xx	xx.xx	xx.xx	xx.xx
Professional Treatment Use	xx.xx	xx.xx	xx.xx	xx.xx	xx.xx	xx.xx	xx.xx
Total	**xx.xx**	**xx.xx**	**xx.xx**	**xx.xx**	**xx.xx**	**xx.xx**	**xx.xx**

Table 1014. Australia Cosmetics ODM Market Size, by Commissioning Buyer, 2017-2032 (USD Million)

Commissioning Buyer	2023	2024	2025	2026	2027	2032	CAGR (%)
Beauty and Personal Care Brand Operators	xx.xx	xx.xx	xx.xx	xx.xx	xx.xx	xx.xx	xx.xx
Hospitality and Institutional Amenity Operators	xx.xx	xx.xx	xx.xx	xx.xx	xx.xx	xx.xx	xx.xx
Importer and Distributor Brand Operators	xx.xx	xx.xx	xx.xx	xx.xx	xx.xx	xx.xx	xx.xx
Professional Beauty Businesses	xx.xx	xx.xx	xx.xx	xx.xx	xx.xx	xx.xx	xx.xx
Retailer Private-Label Operators	xx.xx	xx.xx	xx.xx	xx.xx	xx.xx	xx.xx	xx.xx
Total	**xx.xx**	**xx.xx**	**xx.xx**	**xx.xx**	**xx.xx**	**xx.xx**	**xx.xx**

Table 1015. Australia Cosmetics ODM Market Size, by Supply Completion, 2017-2032 (USD Million)

Supply Completion	2023	2024	2025	2026	2027	2032	CAGR (%)
Bulk Cosmetic Supply	xx.xx	xx.xx	xx.xx	xx.xx	xx.xx	xx.xx	xx.xx
Filled Primary Packaging	xx.xx	xx.xx	xx.xx	xx.xx	xx.xx	xx.xx	xx.xx
Market-Ready Products	xx.xx	xx.xx	xx.xx	xx.xx	xx.xx	xx.xx	xx.xx
Total	**xx.xx**	**xx.xx**	**xx.xx**	**xx.xx**	**xx.xx**	**xx.xx**	**xx.xx**

Table 1016. Australia Cosmetics ODM Market Size, by Manufacturing Execution, 2017-2032 (USD Million)

Manufacturing Execution	2023	2024	2025	2026	2027	2032	CAGR (%)
Hybrid Manufacturing	xx.xx	xx.xx	xx.xx	xx.xx	xx.xx	xx.xx	xx.xx
ODM-Controlled Manufacturing	xx.xx	xx.xx	xx.xx	xx.xx	xx.xx	xx.xx	xx.xx
Partner-Executed Manufacturing	xx.xx	xx.xx	xx.xx	xx.xx	xx.xx	xx.xx	xx.xx
Total	**xx.xx**	**xx.xx**	**xx.xx**	**xx.xx**	**xx.xx**	**xx.xx**	**xx.xx**

Table 1017. Australia Cosmetics ODM Market Size, by Procurement Channel, 2017-2032 (USD Million)

Procurement Channel	2023	2024	2025	2026	2027	2032	CAGR (%)
Direct ODM Engagement	xx.xx	xx.xx	xx.xx	xx.xx	xx.xx	xx.xx	xx.xx
Intermediary-Managed Procurement	xx.xx	xx.xx	xx.xx	xx.xx	xx.xx	xx.xx	xx.xx
Total	**xx.xx**	**xx.xx**	**xx.xx**	**xx.xx**	**xx.xx**	**xx.xx**	**xx.xx**

Table 1018. Australia Cosmetics ODM Market Size, by Target Price Tier, 2017-2032 (USD Million)

Target Price Tier	2023	2024	2025	2026	2027	2032	CAGR (%)
Entry Prestige	xx.xx	xx.xx	xx.xx	xx.xx	xx.xx	xx.xx	xx.xx
Mass Market	xx.xx	xx.xx	xx.xx	xx.xx	xx.xx	xx.xx	xx.xx
Masstige	xx.xx	xx.xx	xx.xx	xx.xx	xx.xx	xx.xx	xx.xx
Prestige	xx.xx	xx.xx	xx.xx	xx.xx	xx.xx	xx.xx	xx.xx
True Luxury	xx.xx	xx.xx	xx.xx	xx.xx	xx.xx	xx.xx	xx.xx
Ultra-Luxury	xx.xx	xx.xx	xx.xx	xx.xx	xx.xx	xx.xx	xx.xx
Total	**xx.xx**	**xx.xx**	**xx.xx**	**xx.xx**	**xx.xx**	**xx.xx**	**xx.xx**

Table 1019. Australia Cosmetics ODM Market Size, by Development Model, 2017-2032 (USD Million)

Development Model	2023	2024	2025	2026	2027	2032	CAGR (%)
Catalog Formula Adoption	xx.xx	xx.xx	xx.xx	xx.xx	xx.xx	xx.xx	xx.xx
Custom Formula Development	xx.xx	xx.xx	xx.xx	xx.xx	xx.xx	xx.xx	xx.xx
Existing Formula Adaptation	xx.xx	xx.xx	xx.xx	xx.xx	xx.xx	xx.xx	xx.xx
Total	**xx.xx**	**xx.xx**	**xx.xx**	**xx.xx**	**xx.xx**	**xx.xx**	**xx.xx**

Table 1020. Australia Cosmetics ODM Market Size, by Formula Ownership, 2017-2032 (USD Million)

Formula Ownership	2023	2024	2025	2026	2027	2032	CAGR (%)
Buyer-Owned	xx.xx	xx.xx	xx.xx	xx.xx	xx.xx	xx.xx	xx.xx
Jointly Owned	xx.xx	xx.xx	xx.xx	xx.xx	xx.xx	xx.xx	xx.xx
ODM-Owned	xx.xx	xx.xx	xx.xx	xx.xx	xx.xx	xx.xx	xx.xx
Third-Party-Owned	xx.xx	xx.xx	xx.xx	xx.xx	xx.xx	xx.xx	xx.xx
Total	**xx.xx**	**xx.xx**	**xx.xx**	**xx.xx**	**xx.xx**	**xx.xx**	**xx.xx**

Table 1021. Australia Cosmetics ODM Market Size, by Regulatory Pathway, 2017-2032 (USD Million)

Regulatory Pathway	2023	2024	2025	2026	2027	2032	CAGR (%)
Consumer-Product Soap	xx.xx	xx.xx	xx.xx	xx.xx	xx.xx	xx.xx	xx.xx
Drug and Quasi-Drug Crossover	xx.xx	xx.xx	xx.xx	xx.xx	xx.xx	xx.xx	xx.xx
Special and Functional Cosmetics	xx.xx	xx.xx	xx.xx	xx.xx	xx.xx	xx.xx	xx.xx
Standard Cosmetics	xx.xx	xx.xx	xx.xx	xx.xx	xx.xx	xx.xx	xx.xx
Total	**xx.xx**	**xx.xx**	**xx.xx**	**xx.xx**	**xx.xx**	**xx.xx**	**xx.xx**

Table 1022. Australia Cosmetics ODM Market Size, by Natural and Organic Status, 2017-2032 (USD Million)

Natural and Organic Status	2023	2024	2025	2026	2027	2032	CAGR (%)
Natural Certification	xx.xx	xx.xx	xx.xx	xx.xx	xx.xx	xx.xx	xx.xx
No Natural or Organic Positioning	xx.xx	xx.xx	xx.xx	xx.xx	xx.xx	xx.xx	xx.xx
Organic Certification	xx.xx	xx.xx	xx.xx	xx.xx	xx.xx	xx.xx	xx.xx
Uncertified Natural or Organic Claims	xx.xx	xx.xx	xx.xx	xx.xx	xx.xx	xx.xx	xx.xx
Total	**xx.xx**	**xx.xx**	**xx.xx**	**xx.xx**	**xx.xx**	**xx.xx**	**xx.xx**

22.14. South Korea

Table 1023. South Korea Cosmetics ODM Market Size, 2017-2032 (USD Million)

Country	2023	2024	2025	2026	2027	2032	CAGR (%)
South Korea	**xx.xx**	**xx.xx**	**xx.xx**	**xx.xx**	**xx.xx**	**xx.xx**	**xx.xx**

Table 1024. South Korea Cosmetics ODM Market Size, by Product Category, 2017-2032 (USD Million)

Product Category	2023	2024	2025	2026	2027	2032	CAGR (%)
Bath and Body Cleansing	xx.xx	xx.xx	xx.xx	xx.xx	xx.xx	xx.xx	xx.xx
Deodorants and Antiperspirants	xx.xx	xx.xx	xx.xx	xx.xx	xx.xx	xx.xx	xx.xx
External Intimate Care	xx.xx	xx.xx	xx.xx	xx.xx	xx.xx	xx.xx	xx.xx
Hair Care	xx.xx	xx.xx	xx.xx	xx.xx	xx.xx	xx.xx	xx.xx
Hair Coloring and Lightening	xx.xx	xx.xx	xx.xx	xx.xx	xx.xx	xx.xx	xx.xx
Makeup	xx.xx	xx.xx	xx.xx	xx.xx	xx.xx	xx.xx	xx.xx
Nail Cosmetics	xx.xx	xx.xx	xx.xx	xx.xx	xx.xx	xx.xx	xx.xx
Oral Care	xx.xx	xx.xx	xx.xx	xx.xx	xx.xx	xx.xx	xx.xx
Personal Fragrance	xx.xx	xx.xx	xx.xx	xx.xx	xx.xx	xx.xx	xx.xx
Shaving and Hair Removal	xx.xx	xx.xx	xx.xx	xx.xx	xx.xx	xx.xx	xx.xx
Skin Care	xx.xx	xx.xx	xx.xx	xx.xx	xx.xx	xx.xx	xx.xx
Sun and Tanning Care	xx.xx	xx.xx	xx.xx	xx.xx	xx.xx	xx.xx	xx.xx
Total	**xx.xx**	**xx.xx**	**xx.xx**	**xx.xx**	**xx.xx**	**xx.xx**	**xx.xx**

Table 1025. South Korea Cosmetics ODM Market Size, by Skin Care, 2017-2032 (USD Million)

Skin Care	2023	2024	2025	2026	2027	2032	CAGR (%)
Anti-Aging and Tone Care	xx.xx	xx.xx	xx.xx	xx.xx	xx.xx	xx.xx	xx.xx
Facial Cleansing and Makeup Removal	xx.xx	xx.xx	xx.xx	xx.xx	xx.xx	xx.xx	xx.xx
Moisturizing and Skin Conditioning	xx.xx	xx.xx	xx.xx	xx.xx	xx.xx	xx.xx	xx.xx
Skin Exfoliation	xx.xx	xx.xx	xx.xx	xx.xx	xx.xx	xx.xx	xx.xx
Total	**xx.xx**	**xx.xx**	**xx.xx**	**xx.xx**	**xx.xx**	**xx.xx**	**xx.xx**

Table 1026. South Korea Cosmetics ODM Market Size, by Makeup, 2017-2032 (USD Million)

Makeup	2023	2024	2025	2026	2027	2032	CAGR (%)
Body Makeup	xx.xx	xx.xx	xx.xx	xx.xx	xx.xx	xx.xx	xx.xx
Eye and Brow Cosmetics	xx.xx	xx.xx	xx.xx	xx.xx	xx.xx	xx.xx	xx.xx
Face Makeup	xx.xx	xx.xx	xx.xx	xx.xx	xx.xx	xx.xx	xx.xx
Lip Makeup	xx.xx	xx.xx	xx.xx	xx.xx	xx.xx	xx.xx	xx.xx
Total	**xx.xx**	**xx.xx**	**xx.xx**	**xx.xx**	**xx.xx**	**xx.xx**	**xx.xx**

Table 1027. South Korea Cosmetics ODM Market Size, by Hair Care, 2017-2032 (USD Million)

Hair Care	2023	2024	2025	2026	2027	2032	CAGR (%)
Hair Cleansing	xx.xx	xx.xx	xx.xx	xx.xx	xx.xx	xx.xx	xx.xx
Hair Conditioning and Scalp Care	xx.xx	xx.xx	xx.xx	xx.xx	xx.xx	xx.xx	xx.xx
Hair Styling	xx.xx	xx.xx	xx.xx	xx.xx	xx.xx	xx.xx	xx.xx
Hair Texture Modification	xx.xx	xx.xx	xx.xx	xx.xx	xx.xx	xx.xx	xx.xx
Total	**xx.xx**	**xx.xx**	**xx.xx**	**xx.xx**	**xx.xx**	**xx.xx**	**xx.xx**

Table 1028. South Korea Cosmetics ODM Market Size, by Sun and Tanning Care, 2017-2032 (USD Million)

Sun and Tanning Care	2023	2024	2025	2026	2027	2032	CAGR (%)
After-Sun Care	xx.xx	xx.xx	xx.xx	xx.xx	xx.xx	xx.xx	xx.xx
Sun Protection	xx.xx	xx.xx	xx.xx	xx.xx	xx.xx	xx.xx	xx.xx
Sun-Tanning Care	xx.xx	xx.xx	xx.xx	xx.xx	xx.xx	xx.xx	xx.xx
Sunless Tanning	xx.xx	xx.xx	xx.xx	xx.xx	xx.xx	xx.xx	xx.xx
Total	**xx.xx**	**xx.xx**	**xx.xx**	**xx.xx**	**xx.xx**	**xx.xx**	**xx.xx**

Table 1029. South Korea Cosmetics ODM Market Size, by Nail Cosmetics, 2017-2032 (USD Million)

Nail Cosmetics	2023	2024	2025	2026	2027	2032	CAGR (%)
Nail and Cuticle Care	xx.xx	xx.xx	xx.xx	xx.xx	xx.xx	xx.xx	xx.xx
Nail Color and Coatings	xx.xx	xx.xx	xx.xx	xx.xx	xx.xx	xx.xx	xx.xx
Nail Enhancement and Adhesives	xx.xx	xx.xx	xx.xx	xx.xx	xx.xx	xx.xx	xx.xx
Nail Product Removers	xx.xx	xx.xx	xx.xx	xx.xx	xx.xx	xx.xx	xx.xx
Total	**xx.xx**	**xx.xx**	**xx.xx**	**xx.xx**	**xx.xx**	**xx.xx**	**xx.xx**

Table 1030. South Korea Cosmetics ODM Market Size, by Bath and Body Cleansing, 2017-2032 (USD Million)

Bath and Body Cleansing	2023	2024	2025	2026	2027	2032	CAGR (%)
Bath Additives	xx.xx	xx.xx	xx.xx	xx.xx	xx.xx	xx.xx	xx.xx
Body Cleansers	xx.xx	xx.xx	xx.xx	xx.xx	xx.xx	xx.xx	xx.xx
Total	**xx.xx**	**xx.xx**	**xx.xx**	**xx.xx**	**xx.xx**	**xx.xx**	**xx.xx**

Table 1031. South Korea Cosmetics ODM Market Size, by Hair Coloring and Lightening, 2017-2032 (USD Million)

Hair Coloring and Lightening	2023	2024	2025	2026	2027	2032	CAGR (%)
Hair Colorants	xx.xx	xx.xx	xx.xx	xx.xx	xx.xx	xx.xx	xx.xx
Hair Lighteners	xx.xx	xx.xx	xx.xx	xx.xx	xx.xx	xx.xx	xx.xx
Total	**xx.xx**	**xx.xx**	**xx.xx**	**xx.xx**	**xx.xx**	**xx.xx**	**xx.xx**

Table 1032. South Korea Cosmetics ODM Market Size, by Oral Care, 2017-2032 (USD Million)

Oral Care	2023	2024	2025	2026	2027	2032	CAGR (%)
Dentifrices	xx.xx	xx.xx	xx.xx	xx.xx	xx.xx	xx.xx	xx.xx
Mouthwash and Breath Fresheners	xx.xx	xx.xx	xx.xx	xx.xx	xx.xx	xx.xx	xx.xx
Tooth Whitening	xx.xx	xx.xx	xx.xx	xx.xx	xx.xx	xx.xx	xx.xx
Total	**xx.xx**	**xx.xx**	**xx.xx**	**xx.xx**	**xx.xx**	**xx.xx**	**xx.xx**

Table 1033. South Korea Cosmetics ODM Market Size, by Deodorants and Antiperspirants, 2017-2032 (USD Million)

Deodorants and Antiperspirants	2023	2024	2025	2026	2027	2032	CAGR (%)
Antiperspirants	xx.xx	xx.xx	xx.xx	xx.xx	xx.xx	xx.xx	xx.xx
Deodorants	xx.xx	xx.xx	xx.xx	xx.xx	xx.xx	xx.xx	xx.xx
Total	**xx.xx**	**xx.xx**	**xx.xx**	**xx.xx**	**xx.xx**	**xx.xx**	**xx.xx**

Table 1034. South Korea Cosmetics ODM Market Size, by Shaving and Hair Removal, 2017-2032 (USD Million)

Shaving and Hair Removal	2023	2024	2025	2026	2027	2032	CAGR (%)
Hair Removal	xx.xx	xx.xx	xx.xx	xx.xx	xx.xx	xx.xx	xx.xx
Shaving Care	xx.xx	xx.xx	xx.xx	xx.xx	xx.xx	xx.xx	xx.xx
Total	**xx.xx**	**xx.xx**	**xx.xx**	**xx.xx**	**xx.xx**	**xx.xx**	**xx.xx**

Table 1035. South Korea Cosmetics ODM Market Size, by Product Format, 2017-2032 (USD Million)

Product Format	2023	2024	2025	2026	2027	2032	CAGR (%)
Coherent Solids	xx.xx	xx.xx	xx.xx	xx.xx	xx.xx	xx.xx	xx.xx
Cosmetic-Bearing Substrates	xx.xx	xx.xx	xx.xx	xx.xx	xx.xx	xx.xx	xx.xx
Foams and Mousses	xx.xx	xx.xx	xx.xx	xx.xx	xx.xx	xx.xx	xx.xx
Liquids	xx.xx	xx.xx	xx.xx	xx.xx	xx.xx	xx.xx	xx.xx
Loose Powders and Granules	xx.xx	xx.xx	xx.xx	xx.xx	xx.xx	xx.xx	xx.xx
Semisolids	xx.xx	xx.xx	xx.xx	xx.xx	xx.xx	xx.xx	xx.xx
Total	**xx.xx**	**xx.xx**	**xx.xx**	**xx.xx**	**xx.xx**	**xx.xx**	**xx.xx**

Table 1036. South Korea Cosmetics ODM Market Size, by Semisolids, 2017-2032 (USD Million)

Semisolids	2023	2024	2025	2026	2027	2032	CAGR (%)
Balms and Pastes	xx.xx	xx.xx	xx.xx	xx.xx	xx.xx	xx.xx	xx.xx
Creams and Lotions	xx.xx	xx.xx	xx.xx	xx.xx	xx.xx	xx.xx	xx.xx
Gels	xx.xx	xx.xx	xx.xx	xx.xx	xx.xx	xx.xx	xx.xx
Total	**xx.xx**	**xx.xx**	**xx.xx**	**xx.xx**	**xx.xx**	**xx.xx**	**xx.xx**

Table 1037. South Korea Cosmetics ODM Market Size, by Coherent Solids, 2017-2032 (USD Million)

Coherent Solids	2023	2024	2025	2026	2027	2032	CAGR (%)
Bars, Sticks, and Tablets	xx.xx	xx.xx	xx.xx	xx.xx	xx.xx	xx.xx	xx.xx
Pressed Powders	xx.xx	xx.xx	xx.xx	xx.xx	xx.xx	xx.xx	xx.xx
Solid Cosmetic Films	xx.xx	xx.xx	xx.xx	xx.xx	xx.xx	xx.xx	xx.xx
Total	**xx.xx**	**xx.xx**	**xx.xx**	**xx.xx**	**xx.xx**	**xx.xx**	**xx.xx**

Table 1038. South Korea Cosmetics ODM Market Size, by Cosmetic-Bearing Substrates, 2017-2032 (USD Million)

Cosmetic-Bearing Substrates	2023	2024	2025	2026	2027	2032	CAGR (%)
Cosmetic-Bearing Masks and Patches	xx.xx	xx.xx	xx.xx	xx.xx	xx.xx	xx.xx	xx.xx
Cosmetic-Bearing Wipes and Pads	xx.xx	xx.xx	xx.xx	xx.xx	xx.xx	xx.xx	xx.xx
Total	**xx.xx**	**xx.xx**	**xx.xx**	**xx.xx**	**xx.xx**	**xx.xx**	**xx.xx**

Table 1039. South Korea Cosmetics ODM Market Size, by Formulation Water Basis, 2017-2032 (USD Million)

Formulation Water Basis	2023	2024	2025	2026	2027	2032	CAGR (%)
Anhydrous Formulations	xx.xx	xx.xx	xx.xx	xx.xx	xx.xx	xx.xx	xx.xx
Water-Containing Formulations	xx.xx	xx.xx	xx.xx	xx.xx	xx.xx	xx.xx	xx.xx
Total	**xx.xx**	**xx.xx**	**xx.xx**	**xx.xx**	**xx.xx**	**xx.xx**	**xx.xx**

Table 1040. South Korea Cosmetics ODM Market Size, by Usage Setting, 2017-2032 (USD Million)

Usage Setting	2023	2024	2025	2026	2027	2032	CAGR (%)
Hospitality and Institutional Amenities	xx.xx	xx.xx	xx.xx	xx.xx	xx.xx	xx.xx	xx.xx
Personal and Take-Home Use	xx.xx	xx.xx	xx.xx	xx.xx	xx.xx	xx.xx	xx.xx
Professional Treatment Use	xx.xx	xx.xx	xx.xx	xx.xx	xx.xx	xx.xx	xx.xx
Total	**xx.xx**	**xx.xx**	**xx.xx**	**xx.xx**	**xx.xx**	**xx.xx**	**xx.xx**

Table 1041. South Korea Cosmetics ODM Market Size, by Commissioning Buyer, 2017-2032 (USD Million)

Commissioning Buyer	2023	2024	2025	2026	2027	2032	CAGR (%)
Beauty and Personal Care Brand Operators	xx.xx	xx.xx	xx.xx	xx.xx	xx.xx	xx.xx	xx.xx
Hospitality and Institutional Amenity Operators	xx.xx	xx.xx	xx.xx	xx.xx	xx.xx	xx.xx	xx.xx
Importer and Distributor Brand Operators	xx.xx	xx.xx	xx.xx	xx.xx	xx.xx	xx.xx	xx.xx
Professional Beauty Businesses	xx.xx	xx.xx	xx.xx	xx.xx	xx.xx	xx.xx	xx.xx
Retailer Private-Label Operators	xx.xx	xx.xx	xx.xx	xx.xx	xx.xx	xx.xx	xx.xx
Total	**xx.xx**	**xx.xx**	**xx.xx**	**xx.xx**	**xx.xx**	**xx.xx**	**xx.xx**

Table 1042. South Korea Cosmetics ODM Market Size, by Supply Completion, 2017-2032 (USD Million)

Supply Completion	2023	2024	2025	2026	2027	2032	CAGR (%)
Bulk Cosmetic Supply	xx.xx	xx.xx	xx.xx	xx.xx	xx.xx	xx.xx	xx.xx
Filled Primary Packaging	xx.xx	xx.xx	xx.xx	xx.xx	xx.xx	xx.xx	xx.xx
Market-Ready Products	xx.xx	xx.xx	xx.xx	xx.xx	xx.xx	xx.xx	xx.xx
Total	**xx.xx**	**xx.xx**	**xx.xx**	**xx.xx**	**xx.xx**	**xx.xx**	**xx.xx**

Table 1043. South Korea Cosmetics ODM Market Size, by Manufacturing Execution, 2017-2032 (USD Million)

Manufacturing Execution	2023	2024	2025	2026	2027	2032	CAGR (%)
Hybrid Manufacturing	xx.xx	xx.xx	xx.xx	xx.xx	xx.xx	xx.xx	xx.xx
ODM-Controlled Manufacturing	xx.xx	xx.xx	xx.xx	xx.xx	xx.xx	xx.xx	xx.xx
Partner-Executed Manufacturing	xx.xx	xx.xx	xx.xx	xx.xx	xx.xx	xx.xx	xx.xx
Total	**xx.xx**	**xx.xx**	**xx.xx**	**xx.xx**	**xx.xx**	**xx.xx**	**xx.xx**

Table 1044. South Korea Cosmetics ODM Market Size, by Procurement Channel, 2017-2032 (USD Million)

Procurement Channel	2023	2024	2025	2026	2027	2032	CAGR (%)
Direct ODM Engagement	xx.xx	xx.xx	xx.xx	xx.xx	xx.xx	xx.xx	xx.xx
Intermediary-Managed Procurement	xx.xx	xx.xx	xx.xx	xx.xx	xx.xx	xx.xx	xx.xx
Total	**xx.xx**	**xx.xx**	**xx.xx**	**xx.xx**	**xx.xx**	**xx.xx**	**xx.xx**

Table 1045. South Korea Cosmetics ODM Market Size, by Target Price Tier, 2017-2032 (USD Million)

Target Price Tier	2023	2024	2025	2026	2027	2032	CAGR (%)
Entry Prestige	xx.xx	xx.xx	xx.xx	xx.xx	xx.xx	xx.xx	xx.xx
Mass Market	xx.xx	xx.xx	xx.xx	xx.xx	xx.xx	xx.xx	xx.xx
Masstige	xx.xx	xx.xx	xx.xx	xx.xx	xx.xx	xx.xx	xx.xx
Prestige	xx.xx	xx.xx	xx.xx	xx.xx	xx.xx	xx.xx	xx.xx
True Luxury	xx.xx	xx.xx	xx.xx	xx.xx	xx.xx	xx.xx	xx.xx
Ultra-Luxury	xx.xx	xx.xx	xx.xx	xx.xx	xx.xx	xx.xx	xx.xx
Total	**xx.xx**	**xx.xx**	**xx.xx**	**xx.xx**	**xx.xx**	**xx.xx**	**xx.xx**

Table 1046. South Korea Cosmetics ODM Market Size, by Development Model, 2017-2032 (USD Million)

Development Model	2023	2024	2025	2026	2027	2032	CAGR (%)
Catalog Formula Adoption	xx.xx	xx.xx	xx.xx	xx.xx	xx.xx	xx.xx	xx.xx
Custom Formula Development	xx.xx	xx.xx	xx.xx	xx.xx	xx.xx	xx.xx	xx.xx
Existing Formula Adaptation	xx.xx	xx.xx	xx.xx	xx.xx	xx.xx	xx.xx	xx.xx
Total	**xx.xx**	**xx.xx**	**xx.xx**	**xx.xx**	**xx.xx**	**xx.xx**	**xx.xx**

Table 1047. South Korea Cosmetics ODM Market Size, by Formula Ownership, 2017-2032 (USD Million)

Formula Ownership	2023	2024	2025	2026	2027	2032	CAGR (%)
Buyer-Owned	xx.xx	xx.xx	xx.xx	xx.xx	xx.xx	xx.xx	xx.xx
Jointly Owned	xx.xx	xx.xx	xx.xx	xx.xx	xx.xx	xx.xx	xx.xx
ODM-Owned	xx.xx	xx.xx	xx.xx	xx.xx	xx.xx	xx.xx	xx.xx
Third-Party-Owned	xx.xx	xx.xx	xx.xx	xx.xx	xx.xx	xx.xx	xx.xx
Total	**xx.xx**	**xx.xx**	**xx.xx**	**xx.xx**	**xx.xx**	**xx.xx**	**xx.xx**

Table 1048. South Korea Cosmetics ODM Market Size, by Regulatory Pathway, 2017-2032 (USD Million)

Regulatory Pathway	2023	2024	2025	2026	2027	2032	CAGR (%)
Consumer-Product Soap	xx.xx	xx.xx	xx.xx	xx.xx	xx.xx	xx.xx	xx.xx
Drug and Quasi-Drug Crossover	xx.xx	xx.xx	xx.xx	xx.xx	xx.xx	xx.xx	xx.xx
Special and Functional Cosmetics	xx.xx	xx.xx	xx.xx	xx.xx	xx.xx	xx.xx	xx.xx
Standard Cosmetics	xx.xx	xx.xx	xx.xx	xx.xx	xx.xx	xx.xx	xx.xx
Total	**xx.xx**	**xx.xx**	**xx.xx**	**xx.xx**	**xx.xx**	**xx.xx**	**xx.xx**

Table 1049. South Korea Cosmetics ODM Market Size, by Natural and Organic Status, 2017-2032 (USD Million)

Natural and Organic Status	2023	2024	2025	2026	2027	2032	CAGR (%)
Natural Certification	xx.xx	xx.xx	xx.xx	xx.xx	xx.xx	xx.xx	xx.xx
No Natural or Organic Positioning	xx.xx	xx.xx	xx.xx	xx.xx	xx.xx	xx.xx	xx.xx
Organic Certification	xx.xx	xx.xx	xx.xx	xx.xx	xx.xx	xx.xx	xx.xx
Uncertified Natural or Organic Claims	xx.xx	xx.xx	xx.xx	xx.xx	xx.xx	xx.xx	xx.xx
Total	**xx.xx**	**xx.xx**	**xx.xx**	**xx.xx**	**xx.xx**	**xx.xx**	**xx.xx**

22.15. Mexico

Table 1050. Mexico Cosmetics ODM Market Size, 2017-2032 (USD Million)

Country	2023	2024	2025	2026	2027	2032	CAGR (%)
Mexico	**xx.xx**	**xx.xx**	**xx.xx**	**xx.xx**	**xx.xx**	**xx.xx**	**xx.xx**

Table 1051. Mexico Cosmetics ODM Market Size, by Product Category, 2017-2032 (USD Million)

Product Category	2023	2024	2025	2026	2027	2032	CAGR (%)
Bath and Body Cleansing	xx.xx	xx.xx	xx.xx	xx.xx	xx.xx	xx.xx	xx.xx
Deodorants and Antiperspirants	xx.xx	xx.xx	xx.xx	xx.xx	xx.xx	xx.xx	xx.xx
External Intimate Care	xx.xx	xx.xx	xx.xx	xx.xx	xx.xx	xx.xx	xx.xx
Hair Care	xx.xx	xx.xx	xx.xx	xx.xx	xx.xx	xx.xx	xx.xx
Hair Coloring and Lightening	xx.xx	xx.xx	xx.xx	xx.xx	xx.xx	xx.xx	xx.xx
Makeup	xx.xx	xx.xx	xx.xx	xx.xx	xx.xx	xx.xx	xx.xx
Nail Cosmetics	xx.xx	xx.xx	xx.xx	xx.xx	xx.xx	xx.xx	xx.xx
Oral Care	xx.xx	xx.xx	xx.xx	xx.xx	xx.xx	xx.xx	xx.xx
Personal Fragrance	xx.xx	xx.xx	xx.xx	xx.xx	xx.xx	xx.xx	xx.xx
Shaving and Hair Removal	xx.xx	xx.xx	xx.xx	xx.xx	xx.xx	xx.xx	xx.xx
Skin Care	xx.xx	xx.xx	xx.xx	xx.xx	xx.xx	xx.xx	xx.xx
Sun and Tanning Care	xx.xx	xx.xx	xx.xx	xx.xx	xx.xx	xx.xx	xx.xx
Total	**xx.xx**	**xx.xx**	**xx.xx**	**xx.xx**	**xx.xx**	**xx.xx**	**xx.xx**

Table 1052. Mexico Cosmetics ODM Market Size, by Skin Care, 2017-2032 (USD Million)

Skin Care	2023	2024	2025	2026	2027	2032	CAGR (%)
Anti-Aging and Tone Care	xx.xx	xx.xx	xx.xx	xx.xx	xx.xx	xx.xx	xx.xx
Facial Cleansing and Makeup Removal	xx.xx	xx.xx	xx.xx	xx.xx	xx.xx	xx.xx	xx.xx
Moisturizing and Skin Conditioning	xx.xx	xx.xx	xx.xx	xx.xx	xx.xx	xx.xx	xx.xx
Skin Exfoliation	xx.xx	xx.xx	xx.xx	xx.xx	xx.xx	xx.xx	xx.xx
Total	**xx.xx**	**xx.xx**	**xx.xx**	**xx.xx**	**xx.xx**	**xx.xx**	**xx.xx**

Table 1053. Mexico Cosmetics ODM Market Size, by Makeup, 2017-2032 (USD Million)

Makeup	2023	2024	2025	2026	2027	2032	CAGR (%)
Body Makeup	xx.xx	xx.xx	xx.xx	xx.xx	xx.xx	xx.xx	xx.xx
Eye and Brow Cosmetics	xx.xx	xx.xx	xx.xx	xx.xx	xx.xx	xx.xx	xx.xx
Face Makeup	xx.xx	xx.xx	xx.xx	xx.xx	xx.xx	xx.xx	xx.xx
Lip Makeup	xx.xx	xx.xx	xx.xx	xx.xx	xx.xx	xx.xx	xx.xx
Total	**xx.xx**	**xx.xx**	**xx.xx**	**xx.xx**	**xx.xx**	**xx.xx**	**xx.xx**

Table 1054. Mexico Cosmetics ODM Market Size, by Hair Care, 2017-2032 (USD Million)

Hair Care	2023	2024	2025	2026	2027	2032	CAGR (%)
Hair Cleansing	xx.xx	xx.xx	xx.xx	xx.xx	xx.xx	xx.xx	xx.xx
Hair Conditioning and Scalp Care	xx.xx	xx.xx	xx.xx	xx.xx	xx.xx	xx.xx	xx.xx
Hair Styling	xx.xx	xx.xx	xx.xx	xx.xx	xx.xx	xx.xx	xx.xx
Hair Texture Modification	xx.xx	xx.xx	xx.xx	xx.xx	xx.xx	xx.xx	xx.xx
Total	**xx.xx**	**xx.xx**	**xx.xx**	**xx.xx**	**xx.xx**	**xx.xx**	**xx.xx**

Table 1055. Mexico Cosmetics ODM Market Size, by Sun and Tanning Care, 2017-2032 (USD Million)

Sun and Tanning Care	2023	2024	2025	2026	2027	2032	CAGR (%)
After-Sun Care	xx.xx	xx.xx	xx.xx	xx.xx	xx.xx	xx.xx	xx.xx
Sun Protection	xx.xx	xx.xx	xx.xx	xx.xx	xx.xx	xx.xx	xx.xx
Sun-Tanning Care	xx.xx	xx.xx	xx.xx	xx.xx	xx.xx	xx.xx	xx.xx
Sunless Tanning	xx.xx	xx.xx	xx.xx	xx.xx	xx.xx	xx.xx	xx.xx
Total	**xx.xx**	**xx.xx**	**xx.xx**	**xx.xx**	**xx.xx**	**xx.xx**	**xx.xx**

Table 1056. Mexico Cosmetics ODM Market Size, by Nail Cosmetics, 2017-2032 (USD Million)

Nail Cosmetics	2023	2024	2025	2026	2027	2032	CAGR (%)
Nail and Cuticle Care	xx.xx	xx.xx	xx.xx	xx.xx	xx.xx	xx.xx	xx.xx
Nail Color and Coatings	xx.xx	xx.xx	xx.xx	xx.xx	xx.xx	xx.xx	xx.xx
Nail Enhancement and Adhesives	xx.xx	xx.xx	xx.xx	xx.xx	xx.xx	xx.xx	xx.xx
Nail Product Removers	xx.xx	xx.xx	xx.xx	xx.xx	xx.xx	xx.xx	xx.xx
Total	**xx.xx**	**xx.xx**	**xx.xx**	**xx.xx**	**xx.xx**	**xx.xx**	**xx.xx**

Table 1057. Mexico Cosmetics ODM Market Size, by Bath and Body Cleansing, 2017-2032 (USD Million)

Bath and Body Cleansing	2023	2024	2025	2026	2027	2032	CAGR (%)
Bath Additives	xx.xx	xx.xx	xx.xx	xx.xx	xx.xx	xx.xx	xx.xx
Body Cleansers	xx.xx	xx.xx	xx.xx	xx.xx	xx.xx	xx.xx	xx.xx
Total	**xx.xx**	**xx.xx**	**xx.xx**	**xx.xx**	**xx.xx**	**xx.xx**	**xx.xx**

Table 1058. Mexico Cosmetics ODM Market Size, by Hair Coloring and Lightening, 2017-2032 (USD Million)

Hair Coloring and Lightening	2023	2024	2025	2026	2027	2032	CAGR (%)
Hair Colorants	xx.xx	xx.xx	xx.xx	xx.xx	xx.xx	xx.xx	xx.xx
Hair Lighteners	xx.xx	xx.xx	xx.xx	xx.xx	xx.xx	xx.xx	xx.xx
Total	**xx.xx**	**xx.xx**	**xx.xx**	**xx.xx**	**xx.xx**	**xx.xx**	**xx.xx**

Table 1059. Mexico Cosmetics ODM Market Size, by Oral Care, 2017-2032 (USD Million)

Oral Care	2023	2024	2025	2026	2027	2032	CAGR (%)
Dentifrices	xx.xx	xx.xx	xx.xx	xx.xx	xx.xx	xx.xx	xx.xx
Mouthwash and Breath Fresheners	xx.xx	xx.xx	xx.xx	xx.xx	xx.xx	xx.xx	xx.xx
Tooth Whitening	xx.xx	xx.xx	xx.xx	xx.xx	xx.xx	xx.xx	xx.xx
Total	**xx.xx**	**xx.xx**	**xx.xx**	**xx.xx**	**xx.xx**	**xx.xx**	**xx.xx**

Table 1060. Mexico Cosmetics ODM Market Size, by Deodorants and Antiperspirants, 2017-2032 (USD Million)

Deodorants and Antiperspirants	2023	2024	2025	2026	2027	2032	CAGR (%)
Antiperspirants	xx.xx	xx.xx	xx.xx	xx.xx	xx.xx	xx.xx	xx.xx
Deodorants	xx.xx	xx.xx	xx.xx	xx.xx	xx.xx	xx.xx	xx.xx
Total	**xx.xx**	**xx.xx**	**xx.xx**	**xx.xx**	**xx.xx**	**xx.xx**	**xx.xx**

Table 1061. Mexico Cosmetics ODM Market Size, by Shaving and Hair Removal, 2017-2032 (USD Million)

Shaving and Hair Removal	2023	2024	2025	2026	2027	2032	CAGR (%)
Hair Removal	xx.xx	xx.xx	xx.xx	xx.xx	xx.xx	xx.xx	xx.xx
Shaving Care	xx.xx	xx.xx	xx.xx	xx.xx	xx.xx	xx.xx	xx.xx
Total	**xx.xx**	**xx.xx**	**xx.xx**	**xx.xx**	**xx.xx**	**xx.xx**	**xx.xx**

Table 1062. Mexico Cosmetics ODM Market Size, by Product Format, 2017-2032 (USD Million)

Product Format	2023	2024	2025	2026	2027	2032	CAGR (%)
Coherent Solids	xx.xx	xx.xx	xx.xx	xx.xx	xx.xx	xx.xx	xx.xx
Cosmetic-Bearing Substrates	xx.xx	xx.xx	xx.xx	xx.xx	xx.xx	xx.xx	xx.xx
Foams and Mousses	xx.xx	xx.xx	xx.xx	xx.xx	xx.xx	xx.xx	xx.xx
Liquids	xx.xx	xx.xx	xx.xx	xx.xx	xx.xx	xx.xx	xx.xx
Loose Powders and Granules	xx.xx	xx.xx	xx.xx	xx.xx	xx.xx	xx.xx	xx.xx
Semisolids	xx.xx	xx.xx	xx.xx	xx.xx	xx.xx	xx.xx	xx.xx
Total	**xx.xx**	**xx.xx**	**xx.xx**	**xx.xx**	**xx.xx**	**xx.xx**	**xx.xx**

Table 1063. Mexico Cosmetics ODM Market Size, by Semisolids, 2017-2032 (USD Million)

Semisolids	2023	2024	2025	2026	2027	2032	CAGR (%)
Balms and Pastes	xx.xx	xx.xx	xx.xx	xx.xx	xx.xx	xx.xx	xx.xx
Creams and Lotions	xx.xx	xx.xx	xx.xx	xx.xx	xx.xx	xx.xx	xx.xx
Gels	xx.xx	xx.xx	xx.xx	xx.xx	xx.xx	xx.xx	xx.xx
Total	**xx.xx**	**xx.xx**	**xx.xx**	**xx.xx**	**xx.xx**	**xx.xx**	**xx.xx**

Table 1064. Mexico Cosmetics ODM Market Size, by Coherent Solids, 2017-2032 (USD Million)

Coherent Solids	2023	2024	2025	2026	2027	2032	CAGR (%)
Bars, Sticks, and Tablets	xx.xx	xx.xx	xx.xx	xx.xx	xx.xx	xx.xx	xx.xx
Pressed Powders	xx.xx	xx.xx	xx.xx	xx.xx	xx.xx	xx.xx	xx.xx
Solid Cosmetic Films	xx.xx	xx.xx	xx.xx	xx.xx	xx.xx	xx.xx	xx.xx
Total	**xx.xx**	**xx.xx**	**xx.xx**	**xx.xx**	**xx.xx**	**xx.xx**	**xx.xx**

Table 1065. Mexico Cosmetics ODM Market Size, by Cosmetic-Bearing Substrates, 2017-2032 (USD Million)

Cosmetic-Bearing Substrates	2023	2024	2025	2026	2027	2032	CAGR (%)
Cosmetic-Bearing Masks and Patches	xx.xx	xx.xx	xx.xx	xx.xx	xx.xx	xx.xx	xx.xx
Cosmetic-Bearing Wipes and Pads	xx.xx	xx.xx	xx.xx	xx.xx	xx.xx	xx.xx	xx.xx
Total	**xx.xx**	**xx.xx**	**xx.xx**	**xx.xx**	**xx.xx**	**xx.xx**	**xx.xx**

Table 1066. Mexico Cosmetics ODM Market Size, by Formulation Water Basis, 2017-2032 (USD Million)

Formulation Water Basis	2023	2024	2025	2026	2027	2032	CAGR (%)
Anhydrous Formulations	xx.xx	xx.xx	xx.xx	xx.xx	xx.xx	xx.xx	xx.xx
Water-Containing Formulations	xx.xx	xx.xx	xx.xx	xx.xx	xx.xx	xx.xx	xx.xx
Total	**xx.xx**	**xx.xx**	**xx.xx**	**xx.xx**	**xx.xx**	**xx.xx**	**xx.xx**

Table 1067. Mexico Cosmetics ODM Market Size, by Usage Setting, 2017-2032 (USD Million)

Usage Setting	2023	2024	2025	2026	2027	2032	CAGR (%)
Hospitality and Institutional Amenities	xx.xx	xx.xx	xx.xx	xx.xx	xx.xx	xx.xx	xx.xx
Personal and Take-Home Use	xx.xx	xx.xx	xx.xx	xx.xx	xx.xx	xx.xx	xx.xx
Professional Treatment Use	xx.xx	xx.xx	xx.xx	xx.xx	xx.xx	xx.xx	xx.xx
Total	**xx.xx**	**xx.xx**	**xx.xx**	**xx.xx**	**xx.xx**	**xx.xx**	**xx.xx**

Table 1068. Mexico Cosmetics ODM Market Size, by Commissioning Buyer, 2017-2032 (USD Million)

Commissioning Buyer	2023	2024	2025	2026	2027	2032	CAGR (%)
Beauty and Personal Care Brand Operators	xx.xx	xx.xx	xx.xx	xx.xx	xx.xx	xx.xx	xx.xx
Hospitality and Institutional Amenity Operators	xx.xx	xx.xx	xx.xx	xx.xx	xx.xx	xx.xx	xx.xx
Importer and Distributor Brand Operators	xx.xx	xx.xx	xx.xx	xx.xx	xx.xx	xx.xx	xx.xx
Professional Beauty Businesses	xx.xx	xx.xx	xx.xx	xx.xx	xx.xx	xx.xx	xx.xx
Retailer Private-Label Operators	xx.xx	xx.xx	xx.xx	xx.xx	xx.xx	xx.xx	xx.xx
Total	**xx.xx**	**xx.xx**	**xx.xx**	**xx.xx**	**xx.xx**	**xx.xx**	**xx.xx**

Table 1069. Mexico Cosmetics ODM Market Size, by Supply Completion, 2017-2032 (USD Million)

Supply Completion	2023	2024	2025	2026	2027	2032	CAGR (%)
Bulk Cosmetic Supply	xx.xx	xx.xx	xx.xx	xx.xx	xx.xx	xx.xx	xx.xx
Filled Primary Packaging	xx.xx	xx.xx	xx.xx	xx.xx	xx.xx	xx.xx	xx.xx
Market-Ready Products	xx.xx	xx.xx	xx.xx	xx.xx	xx.xx	xx.xx	xx.xx
Total	**xx.xx**	**xx.xx**	**xx.xx**	**xx.xx**	**xx.xx**	**xx.xx**	**xx.xx**

Table 1070. Mexico Cosmetics ODM Market Size, by Manufacturing Execution, 2017-2032 (USD Million)

Manufacturing Execution	2023	2024	2025	2026	2027	2032	CAGR (%)
Hybrid Manufacturing	xx.xx	xx.xx	xx.xx	xx.xx	xx.xx	xx.xx	xx.xx
ODM-Controlled Manufacturing	xx.xx	xx.xx	xx.xx	xx.xx	xx.xx	xx.xx	xx.xx
Partner-Executed Manufacturing	xx.xx	xx.xx	xx.xx	xx.xx	xx.xx	xx.xx	xx.xx
Total	**xx.xx**	**xx.xx**	**xx.xx**	**xx.xx**	**xx.xx**	**xx.xx**	**xx.xx**

Table 1071. Mexico Cosmetics ODM Market Size, by Procurement Channel, 2017-2032 (USD Million)

Procurement Channel	2023	2024	2025	2026	2027	2032	CAGR (%)
Direct ODM Engagement	xx.xx	xx.xx	xx.xx	xx.xx	xx.xx	xx.xx	xx.xx
Intermediary-Managed Procurement	xx.xx	xx.xx	xx.xx	xx.xx	xx.xx	xx.xx	xx.xx
Total	**xx.xx**	**xx.xx**	**xx.xx**	**xx.xx**	**xx.xx**	**xx.xx**	**xx.xx**

Table 1072. Mexico Cosmetics ODM Market Size, by Target Price Tier, 2017-2032 (USD Million)

Target Price Tier	2023	2024	2025	2026	2027	2032	CAGR (%)
Entry Prestige	xx.xx	xx.xx	xx.xx	xx.xx	xx.xx	xx.xx	xx.xx
Mass Market	xx.xx	xx.xx	xx.xx	xx.xx	xx.xx	xx.xx	xx.xx
Masstige	xx.xx	xx.xx	xx.xx	xx.xx	xx.xx	xx.xx	xx.xx
Prestige	xx.xx	xx.xx	xx.xx	xx.xx	xx.xx	xx.xx	xx.xx
True Luxury	xx.xx	xx.xx	xx.xx	xx.xx	xx.xx	xx.xx	xx.xx
Ultra-Luxury	xx.xx	xx.xx	xx.xx	xx.xx	xx.xx	xx.xx	xx.xx
Total	**xx.xx**	**xx.xx**	**xx.xx**	**xx.xx**	**xx.xx**	**xx.xx**	**xx.xx**

Table 1073. Mexico Cosmetics ODM Market Size, by Development Model, 2017-2032 (USD Million)

Development Model	2023	2024	2025	2026	2027	2032	CAGR (%)
Catalog Formula Adoption	xx.xx	xx.xx	xx.xx	xx.xx	xx.xx	xx.xx	xx.xx
Custom Formula Development	xx.xx	xx.xx	xx.xx	xx.xx	xx.xx	xx.xx	xx.xx
Existing Formula Adaptation	xx.xx	xx.xx	xx.xx	xx.xx	xx.xx	xx.xx	xx.xx
Total	**xx.xx**	**xx.xx**	**xx.xx**	**xx.xx**	**xx.xx**	**xx.xx**	**xx.xx**

Table 1074. Mexico Cosmetics ODM Market Size, by Formula Ownership, 2017-2032 (USD Million)

Formula Ownership	2023	2024	2025	2026	2027	2032	CAGR (%)
Buyer-Owned	xx.xx	xx.xx	xx.xx	xx.xx	xx.xx	xx.xx	xx.xx
Jointly Owned	xx.xx	xx.xx	xx.xx	xx.xx	xx.xx	xx.xx	xx.xx
ODM-Owned	xx.xx	xx.xx	xx.xx	xx.xx	xx.xx	xx.xx	xx.xx
Third-Party-Owned	xx.xx	xx.xx	xx.xx	xx.xx	xx.xx	xx.xx	xx.xx
Total	**xx.xx**	**xx.xx**	**xx.xx**	**xx.xx**	**xx.xx**	**xx.xx**	**xx.xx**

Table 1075. Mexico Cosmetics ODM Market Size, by Regulatory Pathway, 2017-2032 (USD Million)

Regulatory Pathway	2023	2024	2025	2026	2027	2032	CAGR (%)
Consumer-Product Soap	xx.xx	xx.xx	xx.xx	xx.xx	xx.xx	xx.xx	xx.xx
Drug and Quasi-Drug Crossover	xx.xx	xx.xx	xx.xx	xx.xx	xx.xx	xx.xx	xx.xx
Special and Functional Cosmetics	xx.xx	xx.xx	xx.xx	xx.xx	xx.xx	xx.xx	xx.xx
Standard Cosmetics	xx.xx	xx.xx	xx.xx	xx.xx	xx.xx	xx.xx	xx.xx
Total	**xx.xx**	**xx.xx**	**xx.xx**	**xx.xx**	**xx.xx**	**xx.xx**	**xx.xx**

Table 1076. Mexico Cosmetics ODM Market Size, by Natural and Organic Status, 2017-2032 (USD Million)

Natural and Organic Status	2023	2024	2025	2026	2027	2032	CAGR (%)
Natural Certification	xx.xx	xx.xx	xx.xx	xx.xx	xx.xx	xx.xx	xx.xx
No Natural or Organic Positioning	xx.xx	xx.xx	xx.xx	xx.xx	xx.xx	xx.xx	xx.xx
Organic Certification	xx.xx	xx.xx	xx.xx	xx.xx	xx.xx	xx.xx	xx.xx
Uncertified Natural or Organic Claims	xx.xx	xx.xx	xx.xx	xx.xx	xx.xx	xx.xx	xx.xx
Total	**xx.xx**	**xx.xx**	**xx.xx**	**xx.xx**	**xx.xx**	**xx.xx**	**xx.xx**

23. Competitive Landscape

23.1. Market Share Analysis, 2025

[illegible] This illustrates an account route that preserves buyer control of positioning rather than requiring delegation of the entire brand proposition. A competing ODM seeking retailer business should demonstrate its specific development contribution and acceptance responsibilities, not substitute a broad service catalog for an executable commissioning offer.

[illegible] Brands requiring formula-controlled differentiation should compare the signed rights and information package before selecting or replacing a provider. Catalog adoption remains suitable where brand presentation, assortment, or distribution provides the required distinction.

[illegible] An existing relationship and a new-customer inquiry therefore represent different access conditions. Competitors should not interpret restricted intake as proof of displaced demand available to them.

Managed development offers another route when a buyer lacks coordination resources. Wormser combines formulation and shade development, packaging engineering, creative work, and project management with multiple manufacturing partners. [illegible]

Figure 50. Global Cosmetics ODM Market Share, by Key Player, 2025

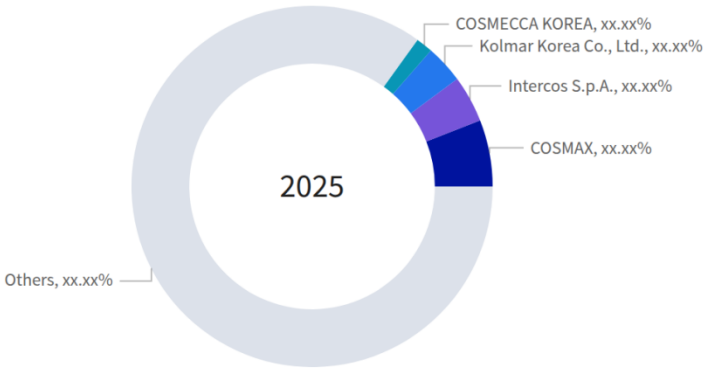

Table 1077. Global Cosmetics ODM Market Share, by Key Player, 2025

Key Player	Share (%)
C&C International	xx.xx
COSMAX	xx.xx
COSMECCA KOREA	xx.xx
Eng Kah Enterprise Sdn. Bhd.	xx.xx
Givaudan	xx.xx
Intercos S.p.A.	xx.xx
Kolmar Korea Co., Ltd.	xx.xx
Mixer & Pack	xx.xx
Papoutsanis S.A.	xx.xx
PREBEL	xx.xx
Schwan Cosmetics International GmbH	xx.xx
Toyo Beauty Co., Ltd.	xx.xx
Others	xx.xx

Sources & Evidence

1. MUSINSA Signs Strategic Partnership with Global Cosmetics ODM Company COSMAX - Co-developing New Beauty Private-Label Products
   · MUSINSA's September xx.xx 2025 MOU announcement combines its brand planning with COSMAX development and manufacturing; completed launches are not established. ([about.musinsa.com](https://about.musinsa.com/newsroom/musinsa-cosmax))
2. What We Do - Cosmetica
   · Cosmetica distinguishes custom contract development from stock private-label formulations supplied on a nonexclusive basis. ([cosmeticalabs.com](https://www.cosmeticalabs.com/why/))

3. Why Formula Ownership Matters: Understanding IP in Cosmetic Contract Manufacturing. - Orean Personal Care
   · Orean states that brands own formulas developed with it and may transfer manufacturing. Individual contractual implementation remains a verification requirement. ([weareorean.com](https://weareorean.com/why-formula-ownership-matters-understanding-ip-in-cosmetic-contract-manufacturing/))
4. FAQ - Beauty Manufacturing Solutions Corp
   · BMSC's published FAQ states that it is not accepting new customers or private-label clients. The undated notice does not establish duration or exceptions. ([beautymanufacture.com](https://beautymanufacture.com/faq/))
5. Ourvita Alton & Kirkham Standard Terms and Conditions of Supply
   · Ourvita's Alton and Kirkham supply terms retain supplier-originating intellectual property and know-how while preserving customer rights; commissioned supply does not automatically transfer those supplier rights. ([ourvita.com](https://www.ourvita.com/wp-content/uploads/2026/xx.xx/OURVITA-ALTON-KIRKHAM-STANDARD-TERMS-AND-CONDITIONS-OF-SUPPLY-THE-CUSTOMER.pdf))
6. WHAT IS TURNKEY - WORMSER GROUP
   · Wormser offers formula and shade development, packaging engineering, creative design, and coordination through multiple manufacturing partners. The managed-versus-direct choice is conditional commercial analysis. ([wormsergroup.com](https://www.wormsergroup.com/turnkey))

23.2. Market Concentration Analysis, 2025

Effective sourcing alternatives depend on control and execution relationships, not the number of commercial names presented to a buyer. TOA and Tokiwa are identified as sister companies in their April xx.xx 2025 partnership statement. ■■■■■■ ■■■■■ ■■■■■■■■■ ■■■■■■■■■■ ■■■■■■ ■■■ ■■■■■■■■ ■■■■■ ■■■■■■■■■ ■■■■■■■■■■ ■■■■■■■■■ ■■■■■■■■■ ■■ ■■■■■■■■■■■■■■■■■ ■■■■■ ■■■■■■■■■■■■■ ■■■■■■ ■■■■■■■ ■■ ■■■■■■■ ■■■■■■ ■■■■■■■■■■■■ ■■■■■■ ■■■■■■■■■■■ ■■■■■■■■ ■■■■■■■■■ ■■ ■■■■■■■■■■■ ■■■■■■■ ■■■■■■■■■■■■ ■■■■■ ■■■ ■■■■■ ■■■■■■■■ ■■■■■■■■■■ ■■■■■■■■■■■ ■■■ ■■■■ ■■■■■■■ ■■■■■■■ ■■■■ ■■■■■■■■■■■■■■■ ■■■■■■■ ■■■■■■■■■■■■ ■■■■■■■■■■ ■■■■■■■■■■

■■■■■■■ ■■■■■■■ ■■■ ■■■■ ■■■■■■■ ■ ■■■■■■ ■■■■■■■■ ■■■■■■■■■■■■■ ■■■ ■■■■■■■■■■■■ ■■■■■■■■■ ■■■■■■ ■■■■ ■■ ■■■■ ■■■ ■■■■■■■■■■■ ■■■ ■■■■■■■■■■■■■■■ ■■■■■■■■ ■■■ ■■■■■■■■ ■■■■■■■■ ■■■■■ ■■■■■■■■■■■■■ ■■■ ■■■■■■■■■■ ■■■ ■ ■■■■■ ■■■■■■■■ ■■■■■■ ■■■■■■■■■■■■■■ ■■■■ ■■■■■■■■■■■ ■■■ ■■■■■■■■ ■ ■■■■■■ ■■■■■ ■■■■■■■■■■ ■■■■■■■■■■ ■■■■■■■■ ■■■■■■■■■ ■■■■■■■■■■ ■■ ■■■ ■■■■■■■■ ■■■■■■ ■■■■■■■■■■ Switching the commercial interface therefore does not necessarily diversify upstream execution. Buyers requiring independent manufacturing continuity should qualify another originating manufacturer; buyers primarily needing local completion should compare the additional service remit and preserve visibility into the upstream source.

Bargaining leverage can reside in product architecture and information access. ■■■■■■ ■■■■■■■■ ■■■■■■■■ ■■■■■■■■■■ ■■■ ■■■■■■■■■■■■■ ■■■■■■■■■■ ■■■■■■■■■■ ■■■■■■■■■ ■■■■■■■■■■ ■■■■■■■ ■ ■■■■■■ ■■■■■■■■■■ ■■■■■■■■■■ ■■■■■■■■■■■ ■■■■■■■■■■ ■■ ■■■■■ ■■■■■ ■■■■■■■■ ■■■■■■■ ■■■■■■■■■■■■ ■■ ■■■■■■■■■■ ■■■■■■■■■ ■ ■■■■■■■■■■ ■■■■■■■■■■■■ ■■■■■■■ ■■■ ■■■■■■■■■■ ■■■■■■ ■■■■■■■■■■■■■■ ■ ■■■■■ ■■■■■■ ■■■■■■■■■■ ■■■■■■■■■ ■■■■■■■■■■■■■■■ ■■■■■■■■ ■■■■■■■■■■ ■■■■■■■■■■■■ ■■■ ■■■■■■■■■ ■■■■■■■■■■■■■■ ■■■■■■■ ■■■■■■■■■ ■■■■■■■■ ■■■■■■■■■■■■ ■■ ■ ■■■■■■■ ■■■■■■■■■■■■ Integrated development can reduce interfaces, but supplier-specific architecture can make replacement more demanding; independently

sourced packaging is a counteroption when the buyer can manage the additional coordination.

Commercial affiliation does not always settle legal control or parent-backed obligations. ■■■■■■■ ■■■■ ■■ ■■■■ ■■■ ■■■■■■ ■■■■■■■■■■ ■■■■■■■■■■■ ■■■■■■ ■■■■ ■■■ ■■■■■■■■ ■■■■■■ ■■■■■■■■■■■■■ ■■■■■ ■■■■■ ■■■■■■■■■ ■■■■■■■■ ■■■■■■■■ ■ ■■■■■■■■ ■■■■■■■■■■■■■ ■■■■ ■■■■ ■■■■■■■■ ■■■■■■■■■■ ■■■■■■■■■ ■■■■■ ■■■■■■■■■■■ ■■■■■■■■■ ■■■■■■■■■■■■■ ■■■ ■■ ■■■■■■■■■ ■■■■■■■■ ■■■ ■■ ■■■ ■■■■■■■ ■■■■■■■ ■■■■■■■■ ■■■■■■■■■■■■■ ■■■■■■ ■■ ■■■■■■■■■■ ■■■ ■ ■■■■■■■■■■ ■■■■■■■■■ Procurement-credit teams should assess the named counterparty and any explicit backing rather than assign every advertised capability or delivery obligation automatically to ANJAC.

Sources & Evidence

1. Cosmetics Legislation - European Commission
   · The European Commission identifies a designated EU responsible person and premarket safety-report requirements. Documentation access as a sourcing prerequisite is an analytical implication. ([single-market-economy.ec.europa.eu](https://single-market-economy.ec.europa.eu/sectors/cosmetics/legislation_en))
2. Fareva in the world - Fareva
   · FAREVA lists Chromavis SPA and Chromavis Service within its operating network. The directory does not independently establish every engagement's legal or guarantee perimeter. ([fareva.com](https://www.fareva.com/en/group/fareva-in-the-world))
3. DISCOVER OUR COMPANY - Chromavis
   · Chromavis identifies specified U.S. and French execution locations as FAREVA-operated, supporting review of shared execution dependencies. ([chromavis.com](https://www.chromavis.com/discover-our-company))
4. APR Beauty - ANJAC
   · APR's ANJAC-hosted description identifies its Toronto manufacturing base and production partners in Thailand, China, and the United States. Commercial inclusion does not establish ownership of those partner assets. ([anjac.com](https://www.anjac.com/en/societe/apr-beauty-en/))
5. ANJAC Health & Beauty Group joins forces with Canadian company APR Beauty
   · ANJAC's July xx.xx 2024 announcement describes its APR investment and states that APR's founders remain shareholders. The announcement does not settle voting control or parent-backed contractual guarantees. ([anjac.com](https://www.anjac.com/app/uploads/2024/xx.xx/PR_ANJAC-APR-Beauty_July-2nd-2024.pdf))
6. TOA-Tokiwa Partnership - Outline of Group Initiatives
   · The April xx.xx 2025 statement identifies TOA and Tokiwa as sister companies since July 2024 and describes planned dispersed production. It does not establish approved backup execution for a particular product. ([toa-cosme.co.jp](https://www.toa-cosme.co.jp/wp-content/uploads/2025/xx.xx/9ffd9ec7da8f806c3bfc0c0bfa6f5100.pdf))
7. Strength - TOKIWA Corporation
   · Tokiwa describes original package and container development, concurrent cosmetic-packaging work, and internally developed manufacturing equipment. Potential architecture-specific switching dependencies are conditional analysis. ([tokiwa-corp.com](https://www.tokiwa-corp.com/en/strength/))
8. Cosmetic Pencils - SDK Laboratories
   · SDK identifies Schwan-sourced pencils and expressly states that it does not manufacture them, while providing local customization and packaging. Upstream diversification implications are analytical. ([sdklaboratories.co.za](https://www.sdklaboratories.co.za/cosmetic-pencils/))

23.3. Recent Developments & Impact Analysis, 2025

[redacted] Buyers should reassess ownership independence and proposed execution assignments accordingly, while confirming contract continuity and product-specific access. The Commission considered the proposed Midrand transaction unlikely to substantially lessen competition; the asset transfer should not be interpreted as a Global market-power conclusion.

COSMAX's collaboration model has extended into a specifically announced brand-side innovation relationship. L'Oréal's September xx.xx 2026 communication reports an MOU signed on September xx.xx 2026, combining consumer insights and beauty science with COSMAX's product-design capabilities and planned sensory innovation. [redacted]

The EU fragrance-allergen transition changes the usability of established catalog and white-label offers. [redacted] Existing-offer adoption can still simplify development, but only after the actual product status and responsibility for the updated presentation are established.

Sources & Evidence

1. Labeling of Cosmetic Fragrance Allergens - Health Products Regulatory Authority
   - HPRA distinguishes July xx.xx 2026 placement from July xx.xx 2028 making-available transitions and explains that rebranding, repackaging, reformulation, or relabeling may affect treatment. Catalog-substitution implications are commercial analysis.
   ([hpra.ie](https://www.hpra.ie/regulation/cosmetics/labelling-and-claims/cosmetic-products-labelling/labelling-of-cosmetic-fragrance-allergens))

2. L’Oréal Groupe and COSMAX sign memorandum of understanding to collaborate on next-generation beauty innovations
   - L'Oréal's September xx.xx 2026 announcement reports the September xx.xx signing of its COSMAX MOU, combining consumer insights and beauty science with supplier product design and planned sensory innovation. Completed launches and exclusivity are not established. ([loreal.com](https://www.loreal.com/en/news/group/l-oreal-groupe-and-cosmax-sign-memorandum-of-understanding-to-collaborate-on-next-generation-beauty-innovations/))
3. Cascadia Capital Advises Mana Products on its Sale to Prime Matter Labs
   - Cascadia's February xx.xx 2026 announcement confirms its advisory role in Mana Products' completed sale to Prime Matter Labs and identifies Mana's color-cosmetics business. ([cascadiacapital.com](https://www.cascadiacapital.com/news/manaproducts/))
4. Statement on the Latest Decisions by the Competition Commission - January 29, 2026
   - The January xx.xx 2026 statement conditionally approves BrillianceCare's proposed Midrand acquisition, identifies its control of Prime, and describes the target's hair, skin, and personal-care manufacture. The Commission considered substantial competitive harm unlikely. ([compcom.co.za](https://www.compcom.co.za/wp-content/uploads/2026/xx.xx/Statement-on-the-latest-decisions-by-the-Competition-Commission-xx.xx-January-2026-updated.pdf))
5. Prime Product Manufacturing Acquires Former L’oréal South Africa Manufacturing Facility
   - Prime reports successful acquisition of the former L'Oréal South Africa Midrand facility and operation under BrillianceCare. The announcement does not establish product-specific access or transfer acceptance. ([primeproductmanufacturing.com](https://primeproductmanufacturing.com/prime-product-manufacturing-acquires-former-loreal-south-africa-manufacturing-facility/))

23.4. Product Portfolio Analysis, 2025

Broad cosmetic platforms and category specialists offer different consolidation benefits. ■■■■■■■■ ■■■■■■■■ ■■■■■ ■■■■■■■■■ ■■■■■■■■ ■■■■ ■■■■■■■ ■■■■■■■■■ ■■■ ■■■■■■■■ ■■■■■ ■■■■■ ■■■■■■■ ■■■■■■■■ ■■■■■■■■■ ■■■■ ■■■■■ ■■■■ ■■■■■ ■■■ ■■■■■■■ ■■■■ ■■■■■■■ ■■■■■■■■■■ ■■ ■■■■■■■■ ■■■■■■■■■ ■■■■■■■■ ■■■■■■■ ■■■■■■■■■ ■■■■■■■■■■ ■■■■■■■■ ■■■■■ ■■■■■■■■ ■■■■■■■■ ■■■■ ■■■■■ ■■■ ■■■ ■■■■■ ■ ■■■■■ ■■■■■■■■■■ ■ ■■■■■■■■■■■ ■■■■■■■■■■ ■■■ ■■■■■■■■ ■■■■■ ■■■■■■■ ■■■■■■■■■■■ ■■■ ■■■■■■■ ■■■ ■■■■■■■ ■■■■ ■■■■■■■■■■ ■■■■■■■■ ■■■■■■■■■■■ ■■■■■■■■■ ■■■■■■■■■■ ■■ ■■■■■ ■■■■■■■■■■ Givaudan's finished-makeup and skincare comparison belongs specifically to b.kolor, rather than its wider ingredient and fragrance activities.

■■■■■■■■■■ ■■■■■■■■■■■■ ■■■■■■ ■■■■ ■■■■■■■■ ■■■■ ■■■■■■■■ ■■■■■■■■■■■■ ■■ ■■■■■■■■■ ■■■■■■■■■■■■ ■■■■■■■■ ■■■ ■■■■■■ ■■■■■■ ■■■■■■■■ ■■■■■■■■ ■■■ ■■■■■■■■■■ ■■■■■■■■■■■■■■ ■■■■■■■■■■ ■■■ ■■■■■■■■ ■■■ ■■■■■■■■ ■■■■ ■■■■■■■■ ■■■ ■■■■■■■■■■ ■■■■ ■■■■ ■■■ ■■■■■■■■ ■■■■■■■■■■ ■■■■■■■■■■ ■■■■■■■■■ ■■■■■■■■■■ ■■■■■■■ ■■■■ ■■■■■■■ ■■■■■ ■■■■■ ■■■ ■■■ ■■■■■■■■■■ ■■■■■ ■■■■■■■■ ■■■■■■■■■■■■ ■■■■■■■■■■ ■■■■■■■■■■■■■■■■■■ ■■■■■■■■ ■■■■■■■■■ ■■■ ■■■■■■■■■■ ■■■■■■■■■ ■■■■■■■■■ These portfolios overlap without being interchangeable. Professional-beauty commissioners should qualify the complete intended product family rather than extend shampoo capability into hair coloring or nail-color capability into every enhancement offering.

Physical format and formulation water basis require separate comparison. Technature's portfolio connects powders, sticks, balms, and hydrogel masks or patches, whereas Diamond Wipes coordinates cosmetic-bearing wipes with substrate selection and packaging. ■■■■■■■■■ ■■■■■■■■■■ ■■■■■■■■■■ ■■■■■■■■■ ■■■■■■■■ ■■■■■■■■■ ■■■■■■■■ ■■■ ■■■■■■■■■■

[redacted] The trade-off is retained component and finishing control versus fewer handoffs and greater provider dependence. Buyers should compare the supplied cosmetic, primary packaging, branding completion, and accompanying records together; a broader physical-delivery bundle does not independently allocate every regulatory or continuing-support responsibility.

Sources & Evidence

1. About Us | Intercos Group
   · Intercos identifies color cosmetics, pencils, nail polish, skincare, and personal care within its development and manufacturing portfolio. Promotional leadership comparisons are not adopted. ([intercos.com](https://www.intercos.com/about-us/))
2. What we do | KDC/ONE
   · kdc/one describes skincare, haircare, body-care, and makeup services with integrated or targeted participation in development, packaging, and supply. ([kdc-one.com](https://www.kdc-one.com/en/what-we-do))
3. Beauty - Fareva
   · FAREVA's beauty portfolio explicitly includes intimate hygiene, oral and dental hygiene, sun care, and broader care categories with development and packaging services. ([fareva.com](https://www.fareva.com/en/our-sectors/beauty))
4. DISCOVER OUR COMPANY - Chromavis
   · Chromavis explicitly identifies powder, emulsion, and anhydrous capabilities. Separating formulation water basis from physical format is the commercial interpretation. ([chromavis.com](https://www.chromavis.com/discover-our-company))
5. Customizing - Schwan Cosmetics
   · Schwan describes formula and packaging customization, branded component options, and pen systems. No performance or automatic-exclusivity assurance is adopted. ([schwancosmetics.com](https://www.schwancosmetics.com/products/customizing))
6. Givaudan completes the acquisition of b.kolormakeup & skincare | Givaudan
   · Givaudan's July xx.xx 2024 completion announcement identifies b.kolor as a developer and producer of finished makeup and skincare for business customers. This supports business-specific rather than ingredient-wide attribution. ([givaudan.com](https://www.givaudan.com/media/media-releases/2024/givaudan-completes-acquisition-bkolormakeup))
7. Company - IL COSMETICS
   · IL Cosmetics offers full service, bulk supply, and filling with buyer-developed packaging. Completion-state trade-offs are conditional commercial interpretations. ([ilcosmetics.com](https://ilcosmetics.com/company/))

8. Hair Care Manufacturers | HSA Cosmetics SpA
   · HSA's own offering includes professional coloring and lightening, hair care, scalp care, and styling with packaging support. Unsubstantiated comparative-performance claims are excluded. ([hsacosmetics.com](https://www.hsacosmetics.com/en/hair-care-manufacturers))
9. Private Label Wet Wipes for Retailers & Brands | Diamond Wipes
   · Diamond's private-label offer combines cosmetic wipe development with substrate selection, packaging design, print management, and completion services. ([diamondwipes.com](https://diamondwipes.com/pages/private-label-retail))
10. Made in France Cosmetics Manufacturer | Technature
   · Technature describes powders, sticks, balms, conventional skincare, and hydrogel masks and patches within its French development and packaged-supply capabilities. ([tech-nature.com](https://www.tech-nature.com/en/who-are-we))
11. Expertise | Innovation Is Our Mindset - Fiabila
   · Fiabila identifies nail polish, nail care, special finishes, and gel products within its development expertise. ([fiabila.net](https://www.fiabila.net/expertise/))
12. Solutions | Your Projects, Our Expertise - Fiabila
   · Fiabila distinguishes bulk supply from full-service finished products and depicts client-sourced or Fiabila-sourced packaging. ([fiabila.net](https://www.fiabila.net/solutions/))
13. Product Overview - Keystone Cosmetics and Sciences
   · Keystone lists nail-enhancement and coating systems, coating removers, and nail oils. Only commercial product classification is used. ([cosmetics.keystoneindustries.com](https://cosmetics.keystoneindustries.com/product-overview/))

23.5. Benchmarking Analysis, 2025

For a multi-format makeup commission, the useful benchmark is the allocation of development, manufacture, and completion to accepted operations. Kolmar Korea differentiates Sejong's skincare and liquid-complexion portfolio from Bucheon's powder and lipstick or stick offerings. ■■ ■■■■■■■■■ ■■■■■■■ ■■■■■■■■■■ ■■■■■■■■■■ ■■■ ■■■■■ ■■■■■■■■■■ ■■ ■■■■■■■■■■ ■■■ ■■■■■■■ ■■■■■■■■■■ ■■ ■■■■■■ ■■■ ■■■■■■■■■ ■■■■■ ■■■■■■■ ■■■■■■■■■■■ ■■■■■■■■ ■■■■■■■■ ■■■ ■■■■■ ■■■■■■■■■ ■■■■■■■■■■ ■■■■■■■ ■■■■■■ ■■■■■■■ ■■■■■■■ ■■■■■■■■■■■■■■■ ■■■■■■■■■■■■ ■■■■■■■■■■ ■■■■■■■■■■■■■■■■■■ ■■■ ■■■■■■■■ ■■■■■■ ■■■■ ■■■■■■■■■■■■■ ■■■■■■ ■■■■ ■■■■■ ■■■■■■■ ■■■■■■■ ■■ ■■■■■ ■■ ■■■■■ ■■■■■■ ■■■■■■■■■■■

Creative-service coverage can change the preferred supplier for an otherwise similar cosmetic brief. Intercosmetic Asia Pacific's FAQ excludes internally supplied packaging artwork and design, although it offers third-party introductions. ■■■ ■■■■■■■■■ ■■■■■■■■■ ■■ ■■■■■■■■ ■■■■■■■■ ■■■■ ■■■■■■■■ ■■■■■■■■■■■ ■■■■■■■ ■■■■■■■■ ■■■ ■■■■■■■■■■■■ ■■■■■■■■ ■ ■■■ ■■■■■ ■■■■■■■ ■■■■■■■■ ■■■■■■■ ■■■■■■ ■■■■■■■ ■■■■■ ■■■■■■■■ ■■■■■■■■■■■■ ■■■■■■■ ■■ ■■■■■■■■■■■■ ■■■■■■■■■■ ■■■■ ■ ■■■■■■■■■■ ■■■■■■■■■ ■■■■■■■■■ ■■ ■■■■■■■■■■■■ ■■■■■■ ■■■ ■■■■■■ ■■ ■■■■■■ ■■■ ■■■■■■■ ■■■ ■■■■■■■■ ■■■■■■■■■■ ■■ ■■■■■■■■■■■■■■■ ■■■■■■■■■■■■ ■■■■■■■ ■■■ ■■■■■■■■ ■■■■■■■■ ■■■ ■■ ■■■■■■■■■■■■ ■■■■■ ■■■■■ ■■■■■■■ ■■■■■ ■■■■■■■■ ■■■■■■■

■■■■■■■■■■ ■■■■■■■ ■■■ ■■■■ ■■■■■■■ ■■■■■ ■■■■■■■■■ ■■■ ■■■■■■■■■ ■■■■■■■■■■■■■ ■■■ ■■■■■■ ■■■■■■■■■■■ ■■ ■■■■■■■■■ ■■■ ■■■■■■■■■■ ■■■■■■■ ■■■■■■■■■■ ■■■■■■■■ ■■■■■■ ■■■■■■■■■ ■■■■■■■■ ■■■■■■■■ ■■■■■■■■ ■■■ ■■■■■■■■■■■■■■■■■■■ ■■■■■■■■■■■■■ ■■ ■■■■■■■ ■■■■■■ ■■■■■ ■■■■■■■ ■■■■■■■■■■■■ ■■■■■■■■■■ ■■■■■■■■■■ ■■■■■■■ ■■■■■■■■■ ■ ■■■■■■■■■■■

[redacted] A brand already equipped for consumer delivery may gain little from adding that bundle. Integrated fulfillment can remove a warehouse handoff, but inventory visibility, customer-data access, returns, and exit arrangements remain contractual requirements rather than consequences of manufactured-product readiness.

[redacted] Buyers should require the applicable product evidence, legal operator, executing site, and documentation commitments before approving either a crossover or certification-dependent brief. Public capability descriptions do not establish comparative delivery outcomes, and an offer with unresolved identity or execution responsibilities should remain outside a committed substitution plan until authenticated.

Sources & Evidence

1. Registration & Listing of Cosmetic Product Facilities and Products | FDA
   · FDA states that cosmetic facility registration and product listing do not indicate approval of a facility or its cosmetic products.
   ([fda.gov](https://www.fda.gov/cosmetics/registration-listing-cosmetic-product-facilities-and-products))
2. Is It a Cosmetic, a Drug, or Both? (Or Is It Soap?) | FDA
   · FDA identifies sunscreens within OTC drug categories and explains that intended use and sun-protection claims can create cosmetic-drug requirements.
   ([fda.gov](https://www.fda.gov/cosmetics/cosmetics-laws-regulations/it-cosmetic-drug-or-both-or-it-soap))
3. COSMOS Certification - Organic and Natural Products and Raw Materials
   · COSMOS distinguishes ORGANIC and NATURAL finished-product signatures from CERTIFIED and APPROVED raw-material signatures. Product-specific qualification follows from that distinction.
   ([cosmos-standard.org](https://www.cosmos-standard.org/en/certification/cosmos-certification/))
4. Kolmar Korea - Business Areas: Korea
   · Kolmar differentiates Sejong's skincare and liquid-complexion offerings from Bucheon's powders, lipstick, balm, and stick products. Site-allocation benchmarking is an analytical application.
   ([kolmar.co.kr](https://www.kolmar.co.kr/eng/businessinfo/korea.php))
5. Company - IL COSMETICS
   · IL identifies development and bulk production in Luxembourg and filling facilities in Poland and Bulgaria; the descriptions do not establish interchangeable execution.
   ([ilcosmetics.com](https://ilcosmetics.com/company/))
6. Pick and Pack Distribution Services - 3rd Party Logistics | FMI
   · FMI offers fulfillment to contract-manufacturing customers for retailers and individual online customers from its warehouse. No claimed financial benefit is adopted.
   ([fragrancemfg.com](https://www.fragrancemfg.com/pick-and-pack-distribution-services/))
7. Manufacturing FAQ | Delon Laboratories
   · Delon expressly excludes consumer shipping, direct-to-consumer fulfillment, and drop shipping while offering B2B cosmetic development and manufacture. ([labdelon.com](https://labdelon.com/faq/))

8. Regulatory Compliance | THG Labs
   · THG LABS states that its UK factory provides a manufacturing route for U.S. OTC sunscreen products. The disclosure is not product-specific authorization evidence. ([thglabs.com](https://www.thglabs.com/services/regulatory-compliance))
9. Frequently Asked Questions - Intercosmetic Asia Pacific
   · Intercosmetic's FAQ states that packaging artwork and design are not provided internally, while third-party introductions are available. ([intercosmeticasia.com](https://www.intercosmeticasia.com/home/faqs/))
10. Frequently Asked Questions - Sky Resources
   · Sky Resources describes an in-house creative team supporting containers, labels, cartons, and multilingual layouts. Service inclusion and creative-file rights remain contractual. ([lezhabeauty.com](https://www.lezhabeauty.com/faq/))

24. Company Profiles

24.1. COSMAX

COSMAX is a candidate for brands seeking product development connected to regional manufacturing rather than production alone. ■■■ ■■■ ■■■■■■■■ ■■■■■■■■ ■■■■■■■■■■■■■■■■■■ ■■■■■■ ■■■■■■■■ ■■■■ ■■■■■■■■■■■■■■ ■■■ ■■■ ■■■■■■■■ ■■■■■■■■ ■■■■■■■■■■ ■■■■■■■■■■ ■■ ■■■■■■ ■■■■■■ ■■■ ■■■■■■ ■■■■■■■ ■■■■■■■■■■ ■■■ ■■■■■■■■■ ■■■ ■■■■■■■■ ■■■■■■■■ ■■■■■■■■■■ ■■■■■■■■■ ■■■ ■■■■■ ■■■■■■■ ■■■■ ■■■■■ ■■■■ ■■■■■ ■■■ ■■■■■■■■ ■■■■■■■■■■ ■■■■■■■■ ■■■■ ■■■■■■■■■■■ ■■■ ■■■■■■■■■ ■■■■■■■■ These capabilities provide regional engagement options without establishing that every location offers an interchangeable portfolio.

■■■■■■■■ ■■■■■■■■■■■■■ ■■■■■■■■■■■■■ ■■ ■■■■■■■■■ ■■ ■ ■■■■■■■■ ■■■■■■■■■■■■■■ ■■■■■■■■ ■■■■■■■ ■■■■■■■■■ ■ ■■■■■■■■■■ ■■ ■■■■■■■■■■■■■■ ■■■■ ■■■■■■ ■■ ■■■■■■■■■■ ■■■ ■■■■■ ■■■■■■■■■ ■■■■■■■■■■■■■ ■■■■■ ■■■■■■■■ ■■■■ ■■■■■■■■■■■■■ ■■■■■■■■■■■■ ■■■ ■■■■■■■■■■■■■■■ The proposed collaboration included development initiatives and China production projects. This demonstrates a route for coordinating private-label briefs, but the announcement does not establish completed launches or continuing distribution commitments.

A retailer retaining its own brand-planning capability can evaluate COSMAX for the development and supply contribution while contracting optional branding services separately. ■■■ ■■■■■■■■■■■■ ■■ ■ ■■■■■■■ ■■■■■■■■■■■■■■■■■■ ■■■■■■■■ ■■■■■ ■■■■■■■■ ■■■■■■■■■■■■■ ■■■ ■■■■■■■■■ ■■■■■■■ ■■■■■■■■■■■■ ■■■ ■■■■■ ■■■■■■■ ■■■■■■■■ ■■■ ■■■■■■■■■■ ■■■■■■■■■■ ■■■■■■■■■■■■ ■■■■■■■■■■■■■■ ■■■■■■■■■■■■ ■■■■■■■■■■■■■ ■■■ ■■■■■■■■■■ ■■■■■■■■■■■■ ■■■■■■ The network offers sourcing choices, but moving a project between locations should depend on offering-specific qualification rather than the corporate footprint alone.

Sources & Evidence

1. MUSINSA Signs Strategic Partnership with Global Cosmetics ODM Company COSMAX - Co-developing New Beauty Private-Label Products
   · MUSINSA announced its COSMAX memorandum of understanding on September xx.xx 2025. The collaboration combines MUSINSA's brand planning with COSMAX's development and manufacturing capabilities and includes proposed China production projects; completed launches are not established by the announcement. ([about.musinsa.com](https://about.musinsa.com/newsroom/musinsa-cosmax))
2. ODM(Original Development Manufacturing) | Cosmax
   · COSMAX describes its ODM offering as developed and manufactured beauty products and identifies factories in Korea, China, the United States, Indonesia, and Thailand. Regional sourcing implications are conditional on offering-specific qualification.
   ([cosmax.com](https://www.cosmax.com/en/what-we-do/original-development-manufacturing/))
3. Products & Services | COSMAX Thailand
   · COSMAX Thailand lists skincare, sun care, makeup, hair care, body care, and personal fragrance offerings. It distinguishes product-development services from broader branding support and describes packaging as part of its ODM offer. ([cosmax.co.th](https://www.cosmax.co.th/products))

24.2. Kolmar Korea Co., Ltd.

[illegible] Bucheon lists powder-based makeup and lipstick, balm, and stick offerings. This distinction is commercially useful for a commissioner assembling a mixed-format range: a skincare-led brief with liquid complexion products and a powder-and-lipstick brief can be evaluated against different operating capabilities rather than treated as one undifferentiated factory offer.

The overseas network identifies businesses in the United States, Canada, Beijing, and Wuxi. Kolmar also describes a global quality framework with common policies, supplier oversight, and escalation from local quality teams to global and headquarters functions. [illegible]

For a multi-country launch, procurement teams should request a product-to-site allocation and a named quality-escalation interface before selecting the group. A coordinated relationship may simplify oversight across formats and regions, while separate specialist suppliers preserve more selective control. [illegible]

Sources & Evidence

1. Kolmar Korea - About Us
   · Kolmar Korea describes customer-brand ODM supply and services encompassing product development, manufacturing, and logistics management. Promotional leadership claims are not adopted. ([kolmar.co.kr](https://www.kolmar.co.kr/eng/about/summary.php))
2. Kolmar Korea - Business Areas: Korea
   · Kolmar identifies skincare, cleansing, personal-care, fragrance, and liquid complexion offerings at Sejong, and powder and lipstick or stick offerings at Bucheon. It reports cosmetic GMP credentials and OTC-oriented systems; the profile treats these as supplier descriptions requiring site-specific verification. ([kolmar.co.kr](https://www.kolmar.co.kr/eng/businessinfo/korea.php))
3. Kolmar Korea - Business Areas: Global
   · Kolmar's overseas business page identifies businesses in the United States, Canada, Beijing, and Wuxi. These listings establish network participation, not equivalent product capability across locations. ([kolmar.co.kr](https://www.kolmar.co.kr/eng/businessinfo/global.php))
4. Kolmar Korea - Global Quality Framework
   · Kolmar describes common global quality policies, supplier oversight, and escalation from local quality assurance to global and headquarters functions. The profile distinguishes this management framework from independently verified delivery outcomes. ([kolmar.co.kr](https://www.kolmar.co.kr/eng/rd/quality2.php))

24.3. COSMECCA KOREA

[redacted] OGM is the company's service model; it should not be interpreted as evidence of universal market authorization. For a brand lacking cross-border coordination resources, its value depends on the specific destination work and documentation included in the engagement.

Englewood Lab adds a U.S. operating route within this platform. [redacted] Contracts should establish the executing entity, destination deliverables, and whether another qualified supplier is needed for governance-independent continuity.

Sources & Evidence

1. COSMECCA KOREA - Third Quarter 2025 IR Book
   · COSMECCA's third-quarter 2025 presentation describes OGM services covering destination distribution and regulatory review, product concepts, design, development, local manufacturing in Korea, China, and the United States, and delivery. OGM is presented as the company's service model. ([kind.krx.co.kr](https://kind.krx.co.kr/external/dst/irReference/xx.xx/3Q25_IR_BOOK_CosmeccaKorea_EN.pdf))
2. Englewood Lab - First Quarter 2026 IR Book
   · Englewood Lab's first-quarter 2026 presentation identifies COSMECCA KOREA as its majority shareholder, a U.S. operation in Totowa, and skincare, hybrid beauty, and OTC offerings. Common-control implications for supplier diversification are analytical, not claims that separate sites have identical risks. ([kind.krx.co.kr](https://kind.krx.co.kr/external/dst/irReference/xx.xx/1Q26_IR_BOOK_EnglewoodLab_EN.pdf))

24.4. Intercos S.p.A.

Intercos combines cosmetic product development with packaging-design resources, making it relevant to brands whose differentiation depends on the finished product experience. [redacted] This establishes access to regional development resources, not equivalent capabilities at every center or manufacturing location.

Packaging is an explicit part of the innovation offer. Intercos lists makeup formats such as compacts, palettes, cushions, pencils, and dispensing pens, alongside skincare containers and applicator systems. [redacted]

■■■■■■■ ■■■■■■■■ ■■■ ■■■■■■■■ ■■■■■■■■ ■■■ ■■■■■■■■■ ■■ ■■■■■■■ ■■■■■■■■■■ ■■ ■■■ ■■■■■■ ■■■■■■■■■■■ ■■■ ■■■■■■■■■ ■■■■■■■■■■■■■

Before awarding such a program, the brand should identify the responsible development team, proposed manufacturing location, packaging deliverables, and rights needed for future changes or alternative execution. ■■■■■■■■ ■■■■■■■■■ ■■■■■■■■ ■■■■■■■ ■ ■■■■■■■■ ■■■■■■■■■■■ ■■■■ ■■■ ■■■■■ ■■■ ■■■■■■ ■■■ ■■■■■■■■■■ ■■■ ■■■■■■■■ ■■■■■■■ ■■■■■■■■ Intercos's published breadth supports shortlisting for integrated development, but it does not establish engagement-specific exclusivity, portability, or superior product performance.

Sources & Evidence

1. Research & Innovation | Intercos Group
   · Intercos lists research centers across Europe, Asia, and the Americas and describes interconnected product-development laboratories. The profile does not infer interchangeable manufacturing capabilities from this research network. ([intercos.com](https://www.intercos.com/research-and-development-innovation/))
2. About Us | Intercos Group
   · Intercos identifies color cosmetics, pencils, nail polish, skincare, and personal care within its development and manufacturing portfolio. Unsupported promotional comparisons are excluded from the profile. ([intercos.com](https://www.intercos.com/about-us/))
3. Packaging | Intercos Group
   · Intercos embeds packaging in its innovation offer and lists makeup compacts, palettes, cushions, pencils, and dispensing pens, together with skincare containers and applicators. Evaluating product and packaging together is a conditional commercial implication. ([intercos.com](https://www.intercos.com/what-we-do/packaging/))
4. Intercos Group - First Half 2026 Results
   · Intercos's first-half 2026 disclosure identifies makeup, skincare, and hair and body care businesses serving established brands, emerging brands, and beauty retailers. The profile uses operating scope only, without financial or market-performance estimates. ([intercos-investor.com](https://www.intercos-investor.com/wp-content/uploads/2026/xx.xx/ICOS_1H26-PRESS-RELEASE-ENG-xx.xx.pdf))

24.5. kdc/one

■■■■■■■ ■■■■■■ ■■■■ ■■■■■■■■■■ ■■■ ■■■■■■■■ ■■■■■■■■ ■■■■■■■■■■ ■■■■■■ ■■■■■■■■ ■■■■■■■■■■■■ ■■■■■■■■■ ■■■■■■■ ■■■■■■■■ ■■■■■■■■■■ ■■■■■■■■ ■■■ ■■■■■■■ ■■■■■■■■■■ Its beauty portfolio covers skincare, hair care, body care, and makeup. The group describes facilities across North America, Europe, Asia, and Latin America, but its wider industrial footprint should not be attributed wholly to cosmetic capability.

A brand lacking packaging and supply coordination can evaluate an integrated engagement; a buyer with those resources can retain selected functions through targeted services. ■■■ ■■■■■■ ■■■■■■ ■■■■■■ ■ ■■■■■■■■■■■■■ ■■■■■■■■ ■■■■■■■■■■ ■■■ ■■■■■■■■■ ■■■■■■■■ ■■■■■■ ■■■■■■■■■ ■■■■■■■■■ ■■■■■■■■■■ ■■■■■■■■ ■■■ ■■■■■■■■ ■■■■■ ■■■■■ ■■■■■■■■■■■■ ■■■ ■■■■■■ ■■■■■■■■■■■ ■■■■■ ■■■■■■■■■ ■■■■■■■■■■ ■■■■■■■■■ ■■■■■■■■ ■■■ ■■■■■■■■■ ■■■■ ■■■■■■■■ ■■■■■■■■■■■■■ Neither route establishes that every group facility is suitable for the brief.

Sources & Evidence

1. What we do | KDC/ONE
   · kdc/one offers integrated and targeted development, packaging, filling, regulatory, and quality services. Its beauty portfolio includes skincare, hair care, body care, and makeup; allocating retained buyer responsibilities is an analytical implication. ([kdc-one.com](https://www.kdc-one.com/en/what-we-do))
2. Who we are | KDC/ONE
   · kdc/one describes manufacturing facilities across North America, Europe, Asia, and Latin America. The profile treats this as a group footprint rather than proof of cosmetic capability at every facility. ([kdc-one.com](https://www.kdc-one.com/en/who-we-are))

24.6. FAREVA

FAREVA provides a broad cosmetic development and packaging platform that extends beyond conventional facial skincare and makeup. Its beauty portfolio includes body and hair care, facial cleansing, intimate hygiene, oral care, and sun care, with multiple finished-product formats. ■■■ ■■■■■■■■■ ■■■■■■■ ■■■■■■■■■■ ■■■■■■■■■ ■■■■■■ ■■■■■■■■■■■ ■■■■■■■■■ ■■■■■■■■ ■■■■■■■■■■ ■■■■■■■■■ ■■■■■■■■■ ■■■ ■■■■ ■■■■■■■ ■■■■■ ■■■■■ ■■■■■■■■■ ■■■■■■■■■■ ■■■ ■■■ ■■■■■■■■ ■■■■■■■■■■ ■■■■■ ■■■■■■■■■■■■■■■ ■■■ ■■■■■■■■■■■ ■■■■■■■■■■ ■■■■■■ ■■■ ■■ ■■■■■■■■ ■■ ■■■■■■■■■■■■■■■ ■■■■■■■■ ■■■■■■■■

The Chromavis platform provides a specific view of geographic execution. ■■ ■■■■■■■■■■ ■■■■■■■■■■■ ■■■ ■■■■■■■■■■■■ ■■■■■■■■■■ ■■ ■■■■■ ■■■ ■■■■■■■■ ■■ ■■■■ ■■ ■■■■■■■■■■■■■■■ ■■■■ ■■■■■■■■■■ ■■■ ■ ■■■■■■■■■■ ■■■■■■■■■■■ ■■■■ ■■■■■■■■■■ ■■■■■■■■ ■■■■■■■■■■ ■■■■■■■■■■■■■■ ■■■■■■■■■■■■■■ ■ ■■■■■ ■■■■■■■■■■■■■■ ■ ■■■■■■■■■■■■■■■ ■■■■■■ ■■■■■■ ■■■■■■■■ ■■■■■ ■■■■■■■■ ■■■■■■■■■■ ■■■■■■■■■■■■■■ ■■■■■■ ■■ ■■■■■■■■■■ ■■■■■ ■■■■■■■■■■ A regional commercial interface does not by itself establish that the full requested supply state is delivered locally.

■■■■■■ ■■■■ ■■■■■■■■■■■■■ ■■■■■■■■■■■■■ ■■■■■■■■ ■■■■■■■■■■ ■■■■■■■■ ■■ ■■■■■■■■■ ■■■■■■■■■■■■■ ■■■■ ■■■■■■ ■■■■■■■■■■■■■ ■■■■■■■■ ■■■■■■■■■■■ ■■ ■ ■■■■■■■■ ■■■■■■■ ■■■■■■ ■■ ■■■■■■■■■ ■■■■■■■■■ ■■■■ ■■■ ■■■■■■ ■■■■■■■■ ■■■■■■■■■■■■ ■■ ■■■■ ■■■■■■■■■■■■ ■■■■■ ■■■■■■■■■■■■■■■ ■■■■■■■■■ ■ ■■■■■■■■■■ ■■■■■■■■■ ■■■■■■■ ■■■■■■■ ■■■■■■■■ ■■■ ■■■■■■■■■■ ■■■■■■■■■■■ ■■■■■■■■■■ ■■■■■■ ■■■■■■■■■■■ ■■■■■■■■■■■ ■■■ ■■■■■■■ ■■■■■■■ ■■■■ ■■■■ ■■ ■ ■■■■■■■■ ■■■■■■■■ ■■ ■■■■■■■ The trade-off is between using an established starting point and carrying the additional approvals associated with a tailored offering. Site-specific product fit remains necessary under either model.

Sources & Evidence

1. Beauty - Fareva
   · FAREVA's beauty offer covers development, manufacturing, and packaging for body, hair, facial, intimate-hygiene, oral-care, and sun-care products, with multiple formats. This establishes a cosmetic portfolio, not equivalence with unrelated group activities. ([fareva.com](https://www.fareva.com/en/our-sectors/beauty))
2. Fareva in the world - Fareva
   · FAREVA's operating directory identifies Chromavis SPA and Chromavis Service within makeup operations, including powders, emulsions, anhydrous products, and nail polish. Other operating activities are separately labeled. ([fareva.com](https://www.fareva.com/en/group/fareva-in-the-world))

3. DISCOVER OUR COMPANY - Chromavis
   · Chromavis identifies development and execution resources in Italy, Poland, the United States, and Brazil, with location-specific product and completion roles. It marks specified U.S. operations as FAREVA-operated. The profile consequently recommends verifying where each contracted responsibility is performed. ([chromavis.com](https://www.chromavis.com/discover-our-company))
4. Turnkey - Fareva
   · FAREVA describes turnkey selection from standard product collections followed by adaptation to customer requirements. The profile treats this as an available development route, not an independently verified speed advantage. ([fareva.com](https://www.fareva.com/en/our-solutions/turnkey))
5. Customized - Fareva
   · FAREVA offers tailored product development with manufacturing and packaging support. Comparing this route with catalog adaptation is conditional on the buyer's differentiation needs, agreed deliverables, and acceptance requirements. ([fareva.com](https://www.fareva.com/en/our-solutions/customized))

24.7. ANJAC Health & Beauty

[illegible] In Canada, Apollo offers private-label skin, hair, body, and oral care with development, packaging, documentation, and downstream logistics services. Buyers assembling multi-format ranges can use this network to identify relevant operating businesses, while assessing each offer separately from the group's pharmaceutical, medical-device, and supplement activities.

APR Beauty contributes a packaging-oriented turnkey offering covering makeup, skincare, and personal care. Its description identifies a Toronto manufacturing base supported by production partners in Thailand, China, and the United States. [illegible]

ANJAC announced an investment in APR Beauty on July xx.xx 2024, with its founders remaining shareholders. The investment announcement and current commercial offer establish participation but leave the control and consolidation terms unsettled. [illegible]

Sources & Evidence

1. Anjac Health and Beauty - Our companies
   · ANJAC identifies French makeup operations through Aircos Pascual, cosmetic masks, wipes, and pads through Eurowipes, and skincare through Sicaf. The directory distinguishes cosmetic activities from health-related businesses and includes Apollo and APR Beauty in Canada. ([anjac.com](https://www.anjac.com/en/companies/))

2. APOLLO - ANJAC
   · ANJAC's Apollo page describes Canadian private-label skin, hair, body, and oral-care offerings, supported by product and packaging development, regulatory documentation, manufacturing, and downstream logistics. Promotional leadership and delivery-performance claims are not adopted. ([anjac.com](https://www.anjac.com/en/societe/apollo-en/))
3. APR Beauty - ANJAC
   · APR Beauty's ANJAC page describes makeup, skincare, personal care, packaging, and turnkey services. It identifies a Toronto manufacturing base supported by production partners in Thailand, China, and the United States, supporting the distinction between the commercial interface and actual execution. ([anjac.com](https://www.anjac.com/en/societe/apr-beauty-en/))
4. ANJAC Health & Beauty Group joins forces with Canadian company APR Beauty
   · ANJAC's July xx.xx 2024 announcement describes an investment in APR Beauty and states that the founders remain shareholders. It does not establish the control or consolidation terms used in the profile's unresolved ownership assessment. ([anjac.com](https://www.anjac.com/app/uploads/2024/xx.xx/PR_ANJAC-APR-Beauty_July-2nd-2024.pdf))

24.8. Schwan Cosmetics International GmbH

Schwan Cosmetics is particularly relevant to private-label makeup briefs where pencil, applicator, texture, and packaging choices contribute to differentiation. Its portfolio covers eye, brow, lip, and complexion products, including liners, shadows, mascara, concealers, and other face makeup. ■■■■■■■■■■■■■ ■■■■■■■■ ■■■■■■■ ■■■ ■■■■■■■■■ ■■■■■■■■ ■■■■■■■ ■■■■■■■■■ ■■■■■■■■■■■ ■■■ ■■■■■■■■■■■ ■■■ ■■■■■■■■ ■■■■ ■■■■■■■■ ■■■■■■■■■■ ■■ ■ ■■■■■■■■■■■ ■■■■■■■■■■■■■ ■■■■■ ■■■■■■■ ■■■■■■■■■■■■ ■■■■■■■■ ■■■■■ ■■■■■■■■ ■■■■■■■■■■■ ■■ ■■■■■■■■■ ■■■■■■■■■■■■

The published network identifies businesses in Europe, the United States, China, Latin America, and Indonesia, together with an Asian sales office. Buyers should distinguish the regional commercial interface from the operation responsible for the intended product. ■■■ ■ ■■■■■■■■■■ ■■■■■■■ ■■■■■■■■ ■■■■■■■■ ■■■■■■■ ■■■ ■■■■■■■■■■ ■■■■■ ■■■ ■■■■■■ ■■■ ■■■■■ ■■ ■■■■■■■■■■ ■■■■■■■■ ■■■■■■■■■■■■ ■■■ ■■■■■■■■■■■■ ■■ ■■■■■ ■■■■■■■■■■■■ ■■■ ■■■■■■■■■ ■■■■■■■■ ■■■■■ ■■■ ■■■■■ ■■■ ■■■■■■■■■■ ■■■■■■■■ ■■■■■■■■■■■■ ■■■■■■■ ■■■■■■■■■■ ■■■ ■■■■■ ■■■■■■■ ■■■■■■■ ■■■ ■■■■■■■■■ ■■■■■■■ ■■■■■■■ ■■■■■■■■■■■■ ■■■■■■■■■■■■■ ■■■■■■■■ ■■■■■■■■■ ■■■■■■■■■■ ■■■ ■■■■■■■■■■ ■■■■■■■■■■■■■ ■■■■■■■■ ■■ ■■■■■■■■■ ■■■■■■■ ■■■■■■■ ■■ ■■■■■■■■■ ■■■■■■■■■■ ■■■■■■■ ■■■■ ■■■■■■■■■ ■■■■ ■■■ ■■■■■■■■■■■ ■■■■■■■■■■■■■■ ■■■■■■■■■■

Sources & Evidence

1. Our Products - Schwan Cosmetics
   · Schwan lists eye, brow, lip, and complexion cosmetics, including pencil-oriented products, mascara, concealers, and other face makeup. The profile uses these categories without adopting promotional performance assurances. ([schwancosmetics.com](https://www.schwancosmetics.com/products/our-products))
2. Customizing - Schwan Cosmetics
   · Schwan describes formula and packaging customization, branded component options, and distinctive pen systems. The integrated development recommendation remains conditional on site fit and contractual rights. ([schwancosmetics.com](https://www.schwancosmetics.com/products/customizing))

3. Global Network - Schwan Cosmetics
   · Schwan identifies businesses in Europe, the United States, China, Latin America, and Indonesia and separately identifies an Asian sales office. The profile distinguishes regional access from qualification of the executing operation. ([schwancosmetics.com](https://www.schwancosmetics.com/company/global-network))

24.9. Ancorotti Group

Ancorotti Group provides a commercial route to complementary makeup, skincare, and fragrance businesses, rather than evidence of one interchangeable manufacturing operation. ■■■ ■■■■■ ■■■ ■■■■ ■■■■■■■■■■■■ ■■■■■■■■■■ ■■■■■■■■■ ■■■■■■■■■■ ■■■■■■■■■ ■■■■■■■■■■ ■■■ ■■■■■■■■■■■■ ■■ ■■■■■ ■■■■■■■■ ■■■■ ■■■■■■■■■■■■ ■■■■■■■■■■■■ ■■ ■■■■■■■■■■■■ ■■■■■■■■ ■■■■■■■■■■■■ ■■■■■■■■■■■■■■ ■■■■■■■■■ ■■■■■■■■■ ■■■■■■■ ■■ ■■■■■■■ ■■■■■■■■ ■■■■ ■■■■■■■■■■■ ■■■■ ■■■■■■■■■ ■■■ ■■■■■■■■■■ ■■■■■■■■■■ ■■■■ ■■■■■■■■■ ■■■■■■■■ ■■■■■■■■■ ■■■■■■ ■■■■■■■ ■■■■■■■■ ■■■ ■■■■■ This breadth is relevant to brands coordinating related product categories under a common positioning brief.

The purchasing advantage is conditional on clear execution and contractual boundaries. ■■■■■■■■■ ■■■■■■■■■■ ■■■■■ ■■ ■■■■■■ ■■■■■■■ ■■ ■■■ ■■■■■■■ ■■■■■■ ■■ ■■■■■■■■■■ ■■■■■■■■■■■ ■■■ ■■■■■■■■■■ ■■■■■■■■ ■■■■■■ ■■■ ■■■■■ ■■■■■ ■ ■■■■■ ■■■■■■■■■■■ ■ ■■■■■■■■■■■ ■■■■■■ ■■■ ■■■■■■■■ ■■■■■■■■ ■■■■■■ ■■■■■■■■ ■■■ ■■■■■■■■■ ■■■■■■■■ ■■■■■■■■■ ■■■■■ ■■■■■■■■■ ■■■■■■■■■■■■■■■■■ ■■■■■■■■■■■■■ ■■■■■■■■■■■■■ ■■■■■■■■■■ ■■■■■■■■ ■■■ ■■■■ ■■■■■■■■ ■■■■■ ■■■■■■■■■■■■ ■■■■■ ■■■■ ■■■ ■■■■■■■■■■ ■ ■■■■■■ ■■■■■ ■■■■■■■■■■■■■ ■■■■■■■■■■ ■■ ■ ■■■■■ ■■■■■■■■■■ ■■■■■■■■ ■■■■■ ■■■■■■■■ ■■■■■ Coordinated engagement is suitable when the participating businesses accept a common responsibility schedule; separate specialist contracts remain preferable when the buyer requires distinct guarantees or greater control over individual category suppliers.

Sources & Evidence

1. Ancorotti Group at Cosmoprof 2025: A Remarkable Experience! - Ancorotti Cosmetics | welcome
   · The March xx.xx 2025 announcement presents Ancorotti Cosmetics, Ancorotti Perfumes, and Cosmoproject together as Ancorotti Group and identifies Cosmoproject as a third-party skincare producer. This establishes the commercial group presentation, not a joint contractual guarantee. ([ancorotticosmetics.com](https://www.ancorotticosmetics.com/ancorotti-group-at-cosmoprof-2025-a-remarkable-experience/))
2. Company Policy - Ancorotti Cosmetics | welcome
   · Ancorotti Cosmetics describes cosmetic contract manufacturing and commits to technical, commercial, and logistical support before and after sale. The page identifies its location in Crema, Italy. These are company-described activities and commitments, not independently measured service outcomes. ([ancorotticosmetics.com](https://www.ancorotticosmetics.com/company-policy/))
3. 1 Profumo in 4 Accordi: An Olfactory Experience - Ancorotti Cosmetics | welcome
   · The company announcement describes Ancorotti Perfumes as extending the group's offering beyond makeup and skincare into perfumery. It does not establish the complete contracted delivery scope of a perfume engagement. ([ancorotticosmetics.com](https://www.ancorotticosmetics.com/xx.xx-profumo-in-xx.xx-accordi-an-olfactory-experience/))
4. What we do - Cosmoproject
   · Cosmoproject lists creams, serums, complexion cosmetics, shower products, shampoos, conditioners, and other cosmetic categories, together with tubes, airless bottles, jars, and other packaging options. These offerings support the complementary-category assessment. ([cosmoproject.it](https://cosmoproject.it/en/what-we-do/))

24.10. Givaudan

Givaudan's evidenced finished-cosmetics ODM capability is associated with b.kolormakeup & skincare, rather than inferred from its ingredient and fragrance activities. ■■■■■■■■ ■■■■■■■■■ ■■■ ■■■■■■■■■■■ ■■ ■■■■■ ■■ ■■■■■ ■■■ ■■■ ■■■■■ ■■■■■■■■■■■■ ■■■■■■■■■ ■■■■■■■ ■■■■■■■■ ■■■ ■■■■■■■■ ■■■■■■■■■ ■■■ ■■■■■■■■■ ■ ■■■■■■ ■■■■■■■■■ ■■■■ ■■■■■■■■■■ ■■■■■■■■ The acquisition disclosure describes makeup and skincare development for business customers, covering the customer's brief through a commercially finished product, with manufacturing in Treviglio, Italy.

■■■ ■ ■■■■■ ■■■■■■■ ■■■■■■■■■■ ■■■■■■■■■■■■■■■ ■■■■■■■■■■■■ ■■■ ■■■■■■■■ ■■■■■■■■■■ ■■■■■■■■ ■■ ■■■■■■■ ■■■ ■■■■■■■ ■■■■■■■■■■ ■■■■■■■■ ■■■ ■■■■■■■■ ■■■■■■■■■■ ■■■■■■■■■■ ■■■ ■■■■■■■■■■■■■ ■■■■■■■ ■■■■■■■■■■ ■■■■■ ■■■■■■■ ■■■ ■■■■■■■■■■ ■■■■■■■■■ ■■■■■■■ ■ ■■■■■■■■■ ■■■■■■■■■■■■ ■■■■■■ ■■■ ■■■■■■■■■ ■■■■■■■■■■ ■■■■ ■■■ ■■■■■■■■■■ ■■■■ ■■■■■ ■■■■■■■■■■ ■■■■■■■■■■ ■■ ■■■■■■■ ■■■■■■■■ ■■ ■■■■■■■■ ■■ ■ ■■■■■■■■■■■■■■■■■■ ■■■■■■■■■ Buyers should confirm the contracting business, executing factory, formula rights, destination support, and any agreed contribution from other group activities before committing. A combined brief may suit a project that needs coordinated ingredient and finished-product development; separately scoped ingredient and ODM agreements retain more supplier choice when that integration is unnecessary or unconfirmed.

Sources & Evidence

1. Givaudan completes the acquisition of b.kolormakeup & skincare | Givaudan
   · Givaudan announced completion of the b.kolor acquisition on July xx.xx 2024. The acquired business develops and produces finished makeup and skincare for business customers and describes a value chain from the customer brief to a commercially finished product, with manufacturing in Treviglio, Italy. ([givaudan.com](https://www.givaudan.com/media/media-releases/2024/givaudan-completes-acquisition-bkolormakeup))
2. 2025 Governance, Compensation and Financial Report
   · Givaudan's 2025 consolidated financial report records its acquisition and consolidation of b.kolor. This corroborates the acquired-business relationship without treating the wider group's activities as finished-cosmetics ODM services. ([givaudan.com](https://www.givaudan.com/file/xx.xx/download))
3. Fragrance & Beauty | Givaudan
   · Givaudan's Fragrance & Beauty page separately presents fine fragrances, Active Beauty, and fragrance ingredients, and identifies b.kolormakeup & skincare among its acquisitions and partners. The distinction supports separate scoping of upstream capabilities and finished-product commissioning. ([givaudan.com](https://www.givaudan.com/fragrance-beauty))

24.11. TOA Inc.

■■■ ■■■■ ■■ ■ ■■■■■■■■■■ ■■■■■■■■ ■■■■■■■■ ■■■■ ■■■■■■■■■■■■■■■■■■ ■■■ ■■■■ ■■■ ■■■■■■■■■■■■■■ ■■■ ■■■■■■■■■ ■■■ ■■■■■■■■■ ■■■■■■ ■■■■■■■■■ ■■■■■■■■ ■■■■ ■■■■■ ■■■■ ■■■■■■■■■ ■■■■■■■■■■ ■■■ ■■■■■■■■■■■ ■■■ ■■■■ ■■■■■ ■■■■■■■■■■ ■■■■■ ■■■ ■■■■■■■■ ■■■■■■■■■■ ■■■ ■■■■■■■■■■■■■ ■■■■■■■■ ■■■ ■■■■■■■■■■■ ■■■ ■■■ ■■■■■■■■ ■■■■■■■■■■■■ ■■■■■■■■■■■■■ TOA describes support spanning concept proposals, product and packaging design, Japanese notifications and applications, delivery, and subsequent renewal proposals. This makes it relevant to a brand seeking coordinated development across several categories,

provided the agreement specifies an actual design role rather than treating all contract manufacturing as equivalent.

[illegible] Buyers seeking ownership-independent backup should verify current control and shared dependencies rather than count two operating-company names as independent sources. Group coordination may simplify category coverage while leaving corporate-level dependencies shared.

Sources & Evidence

1. Our Business - TOA 株式会社
   - TOA distinguishes OEM manufacturing from ODM development, design, and manufacturing. It describes concept proposals, product and packaging design, Japanese notifications and applications, delivery, and after-sales renewal proposals. ([toa-cosme.co.jp](https://www.toa-cosme.co.jp/en/business/))
2. Products - TOA 株式会社
   - TOA lists skincare, makeup, hair care, nail products, fragrance, sun protection, and toothpaste offerings. It also offers dispenser pumps and airless containers, including container-only supply; these are complementary to, rather than proof of, a cosmetic development engagement. ([toa-cosme.co.jp](https://www.toa-cosme.co.jp/en/business/itemall/))
3. About Us - TOA 株式会社
   - TOA's corporate profile identifies TOA Inc., an Osaka headquarters, and private-label cosmetics and quasi-drug contract manufacturing. It supports the Japanese company orientation, not a claim of universal destination access. ([toa-cosme.co.jp](https://www.toa-cosme.co.jp/en/office/))
4. TOA-Tokiwa Partnership - Outline of Group Initiatives
   - The April xx.xx 2025 partnership document identifies TOA and Tokiwa as sister companies since July 2024. It announces joint proposals, technology use subject to customer confidentiality, quality-management cooperation, and plans for dispersed production. The execution initiatives are stated plans, not engagement-specific qualification records. ([toa-cosme.co.jp](https://www.toa-cosme.co.jp/wp-content/uploads/2025/xx.xx/9ffd9ec7da8f806c3bfc0c0bfa6f5100.pdf))

24.12. Tokiwa Corporation

[illegible] Its pencil, applicator, and dial-pen offerings illustrate a commercial capability that extends beyond supplying a formula: the application experience can form part of the commissioned product. Integrated engagement is therefore worth evaluating for a brand whose differentiation

depends on the formula-package combination, although the company's development claims do not independently establish superior project outcomes.

[redacted] Tokiwa's reported sister-company relationship with TOA also offers a potential wider-category interface, but the announced mutual use of technologies does not itself establish a customer's licensing or transfer rights. Integrated customization trades reduced development interfaces for a potentially more supplier-specific product architecture.

Sources & Evidence

1. TOA-Tokiwa Partnership - Outline of Group Initiatives
   · The same document establishes Tokiwa's reported sister-company relationship with TOA and proposed mutual use of technologies under customer-confidentiality safeguards. It does not establish customer licensing or transfer rights.
   ([toa-cosme.co.jp](https://www.toa-cosme.co.jp/wp-content/uploads/2025/xx.xx/9ffd9ec7da8f806c3bfc0c0bfa6f5100.pdf))
2. Strength - TOKIWA Corporation
   · Tokiwa describes concurrent formulation and packaging development, original designs, internally developed manufacturing equipment, and services through procurement, manufacturing, and delivery. It identifies production bases in Japan, the United States, China, and the Philippines. These are company capability descriptions, not independently verified comparative outcomes.
   ([tokiwa-corp.com](https://www.tokiwa-corp.com/en/strength/))
3. Products - TOKIWA Corporation
   · Tokiwa lists eye, brow, mascara, lip, complexion, skincare, and hair-coloring offerings. It describes original packaging paired with cosmetic products and original dial-pen designs. The need to negotiate package, component, and transfer access is an analytical implication of that integrated product architecture.
   ([tokiwa-corp.com](https://www.tokiwa-corp.com/en/products/))

24.13. Cosmo Beauty Co., Ltd.

[redacted] The group profile lists research and manufacturing resources in Japan, Vietnam, and China, together with cosmetics and quasi-drug permissions at group level. This combination is relevant to commissioners that need an external development contribution and a supplier-supported route through Japanese product and labeling requirements; it does not establish that every listed site holds the same permissions.

[redacted]

[redacted] Before relying on it, the commissioning brand should confirm the permitted product scope, responsible marketing entity, executing site, and documents included in the agreement. An existing offering may reduce development work when it matches the brief; custom development provides more scope for differentiation but requires separate confirmation of the applicable development and authorization obligations.

Sources & Evidence

1. Business | Cosmo Beauty Co., Ltd. (Osaka/Tokyo)
   · Cosmo Beauty describes cosmetics OEM/ODM support from concept and development to packaging and design, with skincare, hair care, and quasi-drug offerings. ([cosmobeauty.co.jp](https://cosmobeauty.co.jp/en/business-en/))
2. Proactive Sales | Cosmo Beauty Co., Ltd. (Osaka/Tokyo)
   · Cosmo Beauty describes collaboration between sales and researchers, packaging proposals, labeling checks, and application-document support. It markets stocked quasi-drug offerings as requiring no new application. The profile treats this as an offering-specific company claim, not universal authorization for changed products or destinations. ([cosmobeauty.co.jp](https://cosmobeauty.co.jp/business-en/oem-odm-en/))
3. Company Profile | Cosmo Beauty Co., Ltd. (Osaka/Tokyo)
   · Cosmo Beauty's group profile lists Japanese research facilities, research in Nantong, and factories in Japan, Vietnam, and China. It lists cosmetics and quasi-drug manufacturing and marketing permissions at group level, without assigning identical permissions to every facility. ([cosmobeauty.co.jp](https://cosmobeauty.co.jp/en/company-en/profile-en/))

24.14. Toyo Beauty Co., Ltd.

[redacted] Its development service assigns a continuing staff contact to a formulation and extends from product proposals through delivery. This is relevant to a commissioner seeking continuity between the product brief, development decisions, and Japanese execution rather than a simple manufacturing order.

Toyo Beauty's own qualification boundary is important for cross-border buyers. It offers package-content review and assistance with regulatory applications, but expressly states that support may not cover every law and regulation in every country or region. [redacted]

Sources & Evidence

1. TOYO BEAUTY CO.,LTD | Company | Company Profile

   · Toyo Beauty identifies private-label cosmetic and quasi-drug development, contract manufacturing, and import-export activities. Its profile lists research resources in Osaka and Utsunomiya and factories in Mie, Tochigi, and Saga. ([toyobeauty.co.jp](https://www.toyobeauty.co.jp/english/company/overview.html))

2. TOYO BEAUTY CO.,LTD | Business | Our Product

   · Toyo Beauty's product page lists skincare, cleansing products, sunscreens, masks, shampoos, conditioners, and body-care offerings. It supports category-specific consideration, not automatic destination-pathway equivalence. ([toyobeauty.co.jp](https://www.toyobeauty.co.jp/english/business/products.html))

3. TOYO BEAUTY CO.,LTD | Business | Workflow

   · Toyo Beauty describes a continuing development staff contact, support from product proposals through delivery, package-content review, and application assistance. It explicitly cautions that support may not cover every law and regulation depending on country or region. The destination-specific responsibility schedule is an analytical response to that disclosed boundary.
   ([toyobeauty.co.jp](https://www.toyobeauty.co.jp/english/business/flow.html))

24.15. Nippon Shikizai, Inc.

Nippon Shikizai, Inc. offers development-led cosmetics supply with a portfolio spanning complexion, eye, lip, skincare, and sun-care products. Its Japanese operations are complemented by THEPENIER PHARMA & COSMETICS and Nippon Shikizai France. ■■■ ■■■■■■■ ■■■■■■■■■ ■■■■■■■■■■■■ ■■■■■■■■■■■ ■■■ ■■■■■■■■■ ■■■■■■■■ ■■■■■■■ ■■■ ■■■■■■■■ ■■■ ■■■■■■ ■■■■■■■■■■■ ■■■■ ■■■■■■■■ ■■ ■■■■■■■■■ ■■■■■ ■■ ■■■■■■■ ■■■■■■■■■ ■■ ■■■■■■ ■■■■■■■■■ ■■■ ■■■■■■■■■■■■ ■■■■■■■■■■■ ■■■■■■■■■■ ■■■ ■■■■■ ■■■■ ■■■ ■■■■■■■■■■ ■■■ ■■■■■■ ■■■■■■■■■ ■■■■■■■■■■

A commercially useful distinction is Nippon Shikizai's disclosed choice of integrated supply, manufacturing followed by filling, or bulk-only supply. ■■■ ■ ■■■■■■■■■■■■■■■ ■■■■■■■■■■■■ ■ ■■■■■ ■■■■ ■■ ■■■■■■■■■■■■ ■■■■■■■■■■ ■■ ■■■■■■■■ ■■■■■■■■ ■■■ ■■■■■■■■■ ■ ■■■■■■ ■■■■■■■■■■■■ ■■■■■■ ■■■■ ■■■■■■■■■ ■■■■■ ■■■■■■■■■■■ ■■■■■■■■ ■■■■■■■■■■ ■■■■■■■■ ■■■■■■■■■■ ■■■■■■■■ ■■■ ■■■■ ■■■■■■■■■■■■ ■■■■■■■■■■■■■■■ ■■■■■■■■■■■■ ■■■■■■■■■■■■ ■■■■■■■■■■■ ■■■■■■ ■■ ■■■■■■■■■■■ ■■■■ ■■■ ■■■■■ ■■■■■ ■■■■■■ ■■■■■■■■■■■■ ■■ ■■■■■ ■■■ ■■■■■■■■■ ■■ ■■■■■■■■■■■ ■■■ ■■■■■■■ ■■■■■■■■■■■ ■■■■■■■ Contracts should allocate the residual work and record access explicitly.

The company records establishment of its Komoro factory in September 2026. ■■■■■■ ■■■■■■■■■■■■ ■■■■ ■■■■■■■■■■■ ■■■■■■■■■ ■■■■■■■■■■ ■■■■■■■ ■■■■■■■ ■■■■■■■■■■■■■■■■ ■■■■■■■■■■■■■ ■■■ ■■■■■■■■■■■■■ ■■■■■■■■■■■■■ ■■■■■■■ ■■■■ ■■■■■■ ■■■■■■■■■■■■ ■■■■ ■■■ ■■■■■■■■■■ ■■■■■■■■■ ■■■■■■■■■ The establishment record does not independently settle which products, destination requirements, or delivery commitments can be accepted at the new site.

Sources & Evidence

1. Business | 化粧品 ODM／OEM メーカー 日本色材工業研究所

   · Nippon Shikizai describes development-led cosmetic supply, Japanese-French collaboration, integrated manufacturing, manufacturing followed by filling, and bulk-only supply. Residual-work and record-access implications are commercial analysis of these disclosed completion options. ([shikizai.com](https://shikizai.com/en/business/))

2. Products | 化粧品 ODM／OEM メーカー 日本色材工業研究所

   · Nippon Shikizai lists complexion, eye, lip, skincare, and UV-related cosmetic offerings in multiple product formats. This supports the stated portfolio without implying that every format is available from every group site. ([shikizai.com](https://shikizai.com/en/product/))

3. About us | 化粧品 ODM／OEM メーカー 日本色材工業研究所

   · Nippon Shikizai identifies Japanese factories and the French group companies THEPENIER PHARMA & COSMETICS and Nippon Shikizai France. Its history records establishment of the Komoro factory in September 2026. The listing does not independently establish product-specific commissioning qualification at Komoro. ([shikizai.com](https://shikizai.com/en/aboutus/))

24.16. Nox Bellcow

Nox Bellcow's disclosed ODM capability centers on masks, skincare, and wipes from Zhongshan, Guangdong. Its mask portfolio includes different cosmetic-bearing substrates, while its wider catalog distinguishes skin-cleansing and makeup-removal tissues from furniture and vehicle wipes. ■■■ ■■■■■■ ■■■■■■■■■■■■ ■■■■■■ ■■■ ■■ ■■■■■■■ ■■ ■■■■■■■■ ■■ ■■■■■■■■ ■■■■■■■ ■■■■■■ ■■■ ■ ■■■■■ ■■ ■■■■■■■■■■■■ ■■■■■■■■ ■■■■■■■■■■■■ ■■■■■ ■■ ■■■■■■■■■ ■■■■■■ ■■■ ■■■■■■■■ ■■■■■■■■■■ ■■ ■■■ ■■■■■■■■ ■■■■■■■■■■■ ■■■■ ■■■■■■■■ ■■■■■■■ ■■■ ■■■ ■■■■■■■ ■■ ■■■ ■■■■■■■■■ ■■■■■■ ■■■■■ ■■■■■■■■■

The company describes confidentiality agreements, customer-specific proposals, sample acceptance, logistics, and after-sales support. ■■ ■■■■ ■■■■■■ ■■■■■■■ ■■■■■■■■■ ■■■ ■■■■■■■■■■■■■■■ ■■■■■■■■■■ ■■■■■■■■■ ■ ■■■■■■■■ ■■■■■ ■■■ ■■ ■■■■■■■■ ■■ ■■■■■ ■■■■■■■■ ■■■■■■■ ■■■ ■■■ ■■■■■■■■■ ■■■■■■ ■■■■■■■■■■ ■■■■■■ ■■■■■■ ■■■■■ ■■■ ■■■■■■■■■■■■■■■ ■■■■■■■■■■■■■■ ■■■■■■■■ ■■■■■■■■■ ■■■■■■ ■■■■■■■■■■ ■■■■■■■■■ ■■■■■■■■■■■ ■■■■■■■■■■■■■■■■■■ ■■■ ■■■■■■ ■■■■■■■■■ ■■■■■■ ■■■■■■■■■■■ Confidentiality assistance does not independently establish exclusive formula rights or manufacturing portability.

■■■■■■■■■■■■■■■■■■ ■■■■■■■■■■■■ ■■■■■■■ ■■■■■■■■■ ■■■■■■■ ■■■ ■■■■■■■■■■■ ■■■ ■■■■■■■ ■■■ ■■■■ ■■■■■■■■■■■ ■■■■ ■■■■■■■■ ■■■■■■■■ ■■■■ ■■■■■ ■■■ ■■■■■■■ ■■■■■■■■ ■■■■ ■■■ ■■■■■■■ ■■■■■■■■■ ■■■■ ■■■■ Its history records a name change in 2015, which may explain the legacy wording. The quotation, manufacturing authorization, and quality agreement should identify the current entities undertaking the new engagement; public service descriptions alone do not settle that allocation.

Sources & Evidence

1. Manufacturing Of Oem Skincare And Professional Acne Skin Care

   · The company profile identifies Nox Bellcow Cosmetics Co., Ltd. in Zhongshan, Guangdong, and describes mask, skincare, and wipes ODM activities. Its catalog distinguishes skin-cleansing and makeup-removal tissues from furniture and vehicle wipes. ([hknbc.com](https://www.hknbc.com/company-profile))

2. Best Customized Skin Care Products & Face Care Products
   · Nox Bellcow describes confidentiality agreements, customer-specific proposals, sample acceptance, logistics, after-sales support, neutral packaging, and packaging-design assistance. Its FAQ uses NOX-BELLCOW (ZS) NONWOVEN CHEMICAL LTD, unlike the company profile's name; engagement-level counterparty verification is therefore retained.
   ([hknbc.com](https://www.hknbc.com/Best-Customized-Skin-Care-Products-Face-Care-Products))
3. Wholesale Facial Sheet Mask Manufacturer & Supplier | Nox Bellcow
   · Nox Bellcow's sheet-mask page describes offerings involving nonwoven, hydrogel, lyocell, and microfiber substrates. This supports the cosmetic-bearing-mask format assessment, not the promotional efficacy claims accompanying individual products. ([hknbc.com](https://www.hknbc.com/sheet-mask))
4. Manufacturing Of Oem Beauty Products From NOX BELLCOW
   · Nox Bellcow's company history records a name change to Nox Bellcow Cosmetics Co., Ltd. in 2015. This provides a possible explanation for legacy FAQ wording, but does not establish the parties to a new commissioning agreement. ([hknbc.com](https://www.hknbc.com/development-history))

24.17. Guangdong Bawei Biotechnology Corporation

Brands seeking coordinated skincare, hair care, body care, and makeup development can evaluate Guangdong Bawei Biotechnology Corporation as a Guangzhou-based development and manufacturing provider. Its offering connects product planning, formulation, product-testing support, and commissioned manufacture. ■■■■■ ■■■■■■■■■ ■■ ■■■■■■■■■ ■■■■■■■■■■ ■■■■■■ ■■■ ■■■■■■■■■■■■■ ■■■■■■■■ ■■ ■■■■■■■■■ ■■■■■■■■■ ■■■ ■■■■■■■■ ■■■■■■■■■■ ■■■■■ ■■■■■■■■■ ■■■■■■■■■■■■ ■■■■■■■■■ ■■■■■■ ■■■■■■ ■■■■ ■■■■ ■ ■■■■■■■■■■■■■■■■■■■ ■■■■■■■■■■

Bawei's private-label service connects formula selection with packaging sourcing and design, manufacturing, logistics, and finished-product photography. ■■■■ ■■■■■■ ■■ ■■■■■■■■ ■■ ■■■■■ ■■■■■■■■■ ■■■■■■■■ ■■■■■ ■■■ ■■■■■■■■■ ■■■■■■■■■■■■ ■■■ ■■■■■■■■■■■■■■■ ■■■■■■■■■■ ■■■■■■■■■ ■■■■■■■■■■■■ ■■■■■■■■ ■■ ■■■■■■■■ ■■■■■■■■■■ ■■■■■■■■■■■ ■■■■■■■■■■ ■■■■■■■■■■■■ ■■■■■■ ■■■ ■■ ■■■■■■■■ ■■■ ■■■■■■■■ ■■■■■■■■■ ■■ ■■■■■ ■■■■■■ Buyers should identify the proposed packaging supplier, approval responsibilities, and substitution controls before authorizing the finished presentation.

The practical choice is between purchasing a coordinated development-and-delivery package and retaining selected activities with other providers. ■■■■■■■■■■■ ■■■ ■■■■■■ ■■■■■■■■ ■■■ ■■■■■■■■■■■■ ■■■■■■■■■■ ■■ ■■■■■■■■ ■■■■■■■■■■■■■ ■■■■■■■■■■■■■ ■■■■■■■■■■■ ■■ ■■■■■■ ■■■■ ■■ ■■■■■■■■■ ■■■■■■■■ ■■■■■■■■ ■■■ ■■■■■■ ■ ■■■■ ■■■■■■■■■■■ ■■■■■■■■ ■■■■■■■■ ■■■■■■■■■■■■■ ■■ ■■■ ■■■■■■■■■■■■■ ■■■■■■■■■■■■■ ■■■ ■■■■■■■■■■■ ■■■■■■■■ Supplier selection should follow acceptance of the actual product, package, executing site, and destination documentation, not the breadth of the corporate catalog.

Sources & Evidence

1. About Us - Guangdong Bawei Biotechnology Corporation.
   · Bawei describes planning, research and development, product testing, and manufacturing, with skincare, body care, hair care, and makeup offerings and a Guangzhou address. These establish its disclosed offering, not superior customer outcomes. ([baweicosmetic.com](https://www.baweicosmetic.com/about-us/))

2. Private Label - Guangdong Bawei Biotechnology Corporation.
   · Bawei's private-label service includes product planning, formula selection, packaging sourcing and design using external suppliers, manufacturing, logistics, and product photography. The coordination-versus-control trade-off is an analytical implication. ([baweicosmetic.com](https://www.baweicosmetic.com/private-label/))
3. Factory Show - Guangdong Bawei Biotechnology Corporation.
   · Bawei describes its operating Guangzhou innovation center and manufacturing facility and the Zhishang production base. The disclosed assets support an execution-capability assessment without adopting promotional efficiency claims. ([baweicosmetic.com](https://www.baweicosmetic.com/factory-show/))

24.18. BioTruly

BioTruly is a candidate for skincare brands seeking external development together with container and cosmetic-supply coordination. Its ODM and broader brand-development services encompass formulation, design, container development, filing assistance, and manufacturing. ■■■ ■■■■■■■ ■■■■■■■■■■ ■■■■■■■■■ ■■■■■■■■■ ■■■■■■ ■■■■■■■ ■■■■■■■ ■■■ ■■■■■■■■ ■■■■■ ■■■■■■■■■■ ■■■■■■■■■■■■ ■■■■■■■■■■■■ ■■■ ■■■■■■■■■■■■■■■■■■■■■■■■ ■■■■■■■■■■ ■■■■■ ■■■■■■■■■■■■ ■■■ ■■■■■■■ ■ ■■■■■■■■■■■ ■■■■■■■■ ■■■■■■ ■■■■■■■■■■ ■■■■■■■■■■ ■■■■■■ ■■■■ ■■■ ■■■■■■■■■■■ ■■■■■■■■ ■■■■■■■■ ■■ ■■■■■■■■■■■■■■

The commercial interface requires particular attention to execution identity. BioTruly describes Chinese production and export programs, Taiwanese supply, and a French manufacturing route. ■■■■■■■■ ■■■ ■■■■■ ■■■■■■■ ■■■■■■■■ ■■■■■■■ ■■■■■■■ ■■■■■■■■■■ ■■ ■ ■■■■■■■ ■■■■■■■■■ ■■■ ■■■■■ ■■■■■ ■■■ ■■■■■■■■ ■■■■ ■■■■■■■■■ ■■■■■■■■■■ ■■ ■ ■■■■■■■ ■■■■■■■■ ■■■■■■■ ■■■■■■■■■■■■ ■ ■■■■■ ■■■■■■■■■■ ■■ ■■■■■■■ ■■■■■■■■■ ■■■■■■■■ ■■■■■■■ ■■■■■■■■■■■ ■■■■■■■ ■■■■■■■■■ ■■■■■■■ ■ ■■■■■■■■■■■■ ■■■■■■■■ ■■■■■■■ ■■■■ ■■ ■■■■■■■■ ■■■■■■■■ ■■■■■■■■■■■■

■■■ ■ ■■■■■■■■■■■■ ■■■■■■■■ ■■■■■■■■■■■ ■■■■■■■ ■■■ ■■■■■■■■ ■■■ ■■■■■■■■■■ ■■■■■■■■■■■■ ■■■■■■■■ ■■■■■■■■■■ ■■■ ■■■■■■■■■■■■■■■■■■■■■■■■■ ■■■■■■■■ ■■■■■■■ ■■■■■■■■■ ■■ ■■■■■■■■ ■■■■■■■■■■ ■■■■■■■ ■■■■ ■■■■■■■ ■■■■■■■ ■■■ ■■■■■■■■■■■ ■■■■■■■■ ■■■■■■■■■ ■■■■■■■■■■■■■ ■■■■■■■■■■■■■■■■■■■■■■■■ ■■■■■■■■■■■■ ■■■ ■■■■■■■■■■■■■■■■■■■■ ■■■■■■■■■■■■■ ■■■■■■ Integrated container and product coordination may simplify interfaces, but it provides less independent sourcing control than separately commissioned components. A country-of-origin requirement or unsupported botanical claim should trigger additional qualification before commitment.

Sources & Evidence

1. Projects
   · BioTruly describes ODM and brand-development services, container development, filing assistance, manufacturing, and product-information-file support, plus Chinese, Taiwanese, and French supply routes. The French description does not establish a dated completion or current operator. ([biotruly.com](https://www.biotruly.com/en/project))
2. Production Facility
   · BioTruly describes complementary raw-material, skincare, and container manufacturing, botanical skincare positioning, and filling, packaging, and quality-management services. No claimed efficacy superiority is adopted. ([biotruly.com](https://www.biotruly.com/en/facility))

3. Company Overview | About BioTruly
   - BioTruly's overview identifies a Shanghai operating address and skincare offerings including masks, serums, lotions, and creams. This supports a China-based skincare assessment rather than a settled consolidated legal perimeter. ([biotruly.com](https://www.biotruly.com/en/about-b))
4. BIOTRULY GROUP | About BioTruly
   - The group-history entry for 2019 states that French factory formation will be completed. This historical future-tense statement does not independently establish subsequent completion or present operation. ([biotruly.com](https://www.biotruly.com/en/about-e))

24.19. Opal Cosmetics Group

Opal Cosmetics Group is relevant to brands commissioning coordinated fragrance, skincare, hair care, and personal-care offerings. Its fragrance portfolio includes perfumes, body and hair scent sprays, balms, and fragrance oils, with formula and packaging customization. ■■■ ■■■■■ ■■■■■■■■■ ■ ■■■■ ■■■■ ■■■■■■■■■■ ■■■■■■■■■ ■■■ ■■■■■■■■■ ■■■■ ■■■■■ ■■■■■■■■■■■■■ ■■■■■■ ■■■ ■■■■■■■ ■■■■■■■■■■ ■ ■■■■■■ ■■■■ ■■■■■■■■ ■■■ ■■■■■■■■■ ■■■■■■■ ■■■■■■■■■■■ ■■■■ ■ ■■■■■ ■■■■■■■■■ ■■■■■■■ ■■■■■■ ■■■■ ■■■■■■■■■■■ ■■■■■■■■ ■■■■■■■■■■■■

Opal offers library-based development, custom formulation, buyer-provided formulas, packaging and branding design, and regulatory-label assistance. It also accepts buyer-sourced packaging, allowing a commissioner to preserve an established presentation while purchasing development and filling support. ■■■ ■■ ■■■ ■■■■■■■■■■■ ■■■ ■■■■■ ■■■■■■ ■■■■■■■■ ■■■■■■■ ■■■■■■■■■■ ■■■■■■■■■■■■ ■■■■■■ ■■■■ ■■■■■■ ■■■■■■■ ■■■■■■■■■■■ ■■ ■■ ■■■■■■■■■ ■■■■■ ■■■■■■■■■■■■■■ ■■■ ■■■■■■■ ■■■■■■■ ■■■■■■■■■■■■■■■■■■■■ ■■■ ■■■■■■■■■■■■■ ■■■■■■■■■ ■■■■■■ ■■■■■■ ■■■■■■■■■■■■■■ ■■■ ■■■■■■■ ■■■■■■■■ ■■■■■■■■■ ■■■ ■■■■■■■■

■■■■■■■ ■■■■■■■ ■■■■■ ■■■■■■■■■■■■ ■■■■■■■■■■ ■■■■■■■■■■ ■■■■■■■ ■■■■■■■ ■■■■■■■■■■ ■■■■■ ■■■■■ ■■■■■■■■ ■■■■ ■■■■■■■ ■■■ ■■■■■■■ ■■■■■■■ ■■■■■■■■■■■■ ■■■■■■■■ ■■■■■■■■■ ■■■■■■ ■■■■■■■ ■■■■■■■■■■■■ ■■■■■■■ ■■■■■■ ■■■ ■■ ■■■■■■■■■■■ ■■ ■■■■■■■■ ■■ ■ ■■■■■■■■■■■■ ■■■■■■■■■■ FDA states that cosmetic facility registration and product listing are not approval programs. U.S. buyers should require product-specific documentation and explicit responsible-person arrangements instead of relying on a broad credential claim.

Sources & Evidence

1. Registration & Listing of Cosmetic Product Facilities and Products | FDA
   - FDA states that cosmetic facility registration and product listing do not indicate approval. It defines the responsible person through the manufacturer, packer, or distributor named on the label, supporting explicit role verification for U.S. Opal engagements. ([fda.gov](https://www.fda.gov/cosmetics/registration-listing-cosmetic-product-facilities-and-products))
2. About - Opal Cosmetics
   - Opal describes end-to-end cosmetic supply, a Hong Kong commercial address, and skincare, hair care, personal care, fragrance, and makeup offerings. ([opalhk.com](https://www.opalhk.com/pages/about))
3. FAQ - Opal Cosmetics
   - Opal's FAQ describes owned and partner factories, library-based and custom development, buyer-provided formulas and packaging, branding design, and regulatory-label assistance. It also uses general FDA-approval wording, which is not treated as commissioned-cosmetic approval. ([opalhk.com](https://www.opalhk.com/pages/faq))

4. Fragrance & Perfume Manufacturer - Opal Cosmetics
   · Opal offers customized perfumes, body and hair scent sprays, solid balms, and fragrance oils, with formulation and packaging customization. Product-performance and environmental promotional claims are not adopted. ([opalhk.com](https://www.opalhk.com/collections/fragrance))

24.20. MS BEAUTiLAB

MS BEAUTiLAB is a candidate for briefs combining skincare and color cosmetics, particularly complexion, lip, eye, powder, and hybrid offerings. ▪▪ ▪▪▪▪▪▪▪▪▪ ▪▪▪▪▪▪▪▪▪▪▪▪ ▪▪▪ ▪▪▪▪▪▪▪▪▪▪▪ ▪▪▪▪▪▪▪▪▪▪▪▪ ▪▪▪▪ ▪▪▪▪▪▪▪▪▪▪▪▪ ▪▪▪▪▪▪▪▪▪ ▪▪▪ ▪▪▪▪▪▪▪ ▪▪▪▪▪▪▪▪ ▪▪▪▪▪▪▪▪▪ ▪▪▪▪▪▪▪ ▪▪▪▪▪▪▪▪▪▪▪▪▪ ▪▪▪▪▪▪▪▪▪▪▪▪▪ ▪▪▪▪▪▪▪▪▪ ▪▪▪▪▪▪▪▪▪▪ ▪▪▪ ▪▪▪▪▪▪▪ ▪▪▪▪▪▪▪▪ ▪▪▪▪▪▪▪▪ ▪▪▪▪▪▪▪▪▪▪▪▪▪▪ ▪▪▪▪▪▪▪▪ ▪▪▪ ▪▪▪▪▪▪▪▪▪▪ The commercial attraction is coordinated development across skincare and makeup rather than a claim that one formulation platform suits every product.

The company's operations map distinguishes its French and Swiss research and industrial activities from strategic-partner execution. U.S. industrial and OTC activities, Chinese industrial supply, and Czech filling and co-packing are shown as partnerships, while North America also has a commercial office. ▪▪▪▪ ▪▪▪▪▪▪▪▪▪▪▪ ▪▪▪▪▪▪▪▪ ▪▪▪▪ ▪ ▪▪▪▪▪ ▪▪▪▪▪▪▪▪▪ ▪▪▪▪▪▪▪▪▪▪▪▪▪▪ ▪▪▪▪▪▪▪▪ ▪▪▪▪▪▪ ▪▪▪▪ ▪▪▪▪▪▪▪▪ ▪▪ ▪▪▪▪▪▪▪▪▪▪▪▪▪▪▪▪ ▪▪▪▪▪▪▪▪▪▪▪ ▪ ▪▪▪▪▪▪▪▪▪▪ ▪▪▪▪▪▪ ▪▪ ▪▪▪▪▪▪▪▪ ▪▪▪▪▪▪▪▪▪▪▪▪▪ ▪▪ ▪▪▪ ▪▪▪▪▪▪▪▪▪▪ ▪▪ ▪▪ ▪▪▪▪▪▪▪▪▪▪▪▪▪▪▪ ▪▪▪▪▪▪▪▪▪▪▪▪▪▪▪▪ ▪▪▪▪▪▪▪▪

▪▪▪▪▪▪ ▪▪▪▪▪▪ ▪▪▪▪▪▪ ▪▪▪ ▪▪▪▪▪▪▪▪▪▪▪ ▪▪▪▪▪ ▪▪▪ ▪▪▪▪▪▪▪▪▪ ▪▪▪▪▪ ▪▪▪▪▪▪▪▪▪ ▪▪ ▪▪▪▪▪▪▪▪▪▪ ▪▪▪▪▪▪▪▪▪▪▪ ▪▪▪▪▪▪▪▪ ▪▪▪ ▪▪▪▪ ▪ ▪▪▪▪▪▪▪ ▪▪▪▪▪▪▪▪ ▪▪▪▪▪ ▪ ▪▪▪▪▪▪ ▪▪▪▪▪▪▪▪▪▪▪▪▪▪▪ ▪▪▪▪▪▪ ▪▪▪ ▪▪▪▪▪▪▪ ▪▪▪▪▪▪▪▪ ▪▪▪▪▪▪▪▪▪▪▪▪ ▪▪▪▪▪▪▪ ▪▪▪▪▪▪▪▪▪ ▪▪▪▪ ▪▪▪▪▪▪▪▪▪▪ ▪▪▪▪▪▪▪ ▪▪▪ ▪▪▪▪ ▪▪▪▪▪▪▪ ▪▪▪▪▪▪▪▪▪▪▪▪▪ ▪▪▪ ▪▪▪▪▪▪▪▪▪▪▪▪▪▪▪ ▪▪▪▪▪▪▪▪▪▪▪ Before commitment, the buyer should confirm the actual manufacturer, documentation responsibilities, origin claims, and permissions for any site transfer. A change in destination, product claims, or executing partner should trigger renewed review rather than reliance on the original group-level qualification.

Sources & Evidence

1. MS BEAUTiLAB | LinkedIn
   · MS BEAUTiLAB's company-controlled profile identifies skincare, color cosmetics, powders, ready-to-go and tailor-made development, and full-service delivery. ([linkedin.com](https://www.linkedin.com/company/msbeautilab))
2. MS BEAUTiLAB - Our 360 Services
   · MS BEAUTiLAB's service graphic connects concept development, formulation, packaging sourcing, regulatory and claims support, quality, manufacturing, storage, and logistics. ([msbeautilab.com](https://msbeautilab.com/wp-content/uploads/2026/xx.xx/OUR-xx.xx-SERVICES.xx.xx.png))
3. MS BEAUTiLAB - Our Operations
   · The operations map distinguishes French and Swiss research and industrial activities and a North American commercial office from strategic-partner U.S. industrial and OTC activities, Chinese industrial supply, and Czech filling and co-packing. ([msbeautilab.com](https://msbeautilab.com/wp-content/uploads/2026/xx.xx/OUR-OPERATIONS-xx.xx.png))
4. MS BEAUTiLAB - Our Know-how
   · The company's know-how graphic presents serums and face care alongside complexion, lip, eye, and hybrid skincare-color offerings. ([msbeautilab.com](https://msbeautilab.com/wp-content/uploads/2026/xx.xx/SAVOIR-FAIRE.png))

24.21. IL Cosmetics

IL Cosmetics provides an explicit choice of supply completion for nail and makeup commissioners. ■■■ ■■■■■■■■■ ■■■■■■■■ ■■■■■■■■ ■■■■■■■ ■■■ ■■■■■■■■■■■■■ ■■■■ ■■■■■■■■ ■■■ ■■■■ ■■■■■ ■■■■■■■■■ ■■■■■■ ■■■■■■■■■ ■■■■■■■■ ■■■ ■■■■■■■ ■■■ ■■■■■■ ■■■■■■■■ This breadth supports evaluation for coordinated nail-and-makeup programs without assuming that nail-polish experience establishes suitability for every powder or other cosmetic format.

The company offers full service from packaging sourcing and formulation through filling and shelf-ready delivery; bulk and filling with buyer-developed packaging; and bulk supply. ■ ■■■■■ ■■■■ ■■ ■■■■■■■■■■■ ■■■■■■■■■ ■■■■■■ ■■■ ■■■■■■■■ ■■■■ ■■■ ■■■■■■■■■ ■■■■■ ■ ■■■■■ ■■■■■■■ ■■■■■■■■■ ■■■■■■■■■■■ ■■■■■■■■■ ■■■ ■■■■■■■■ ■■■■ ■■■■■■■■■ The former preserves presentation control but leaves inbound-package coordination with the buyer; the latter consolidates interfaces while increasing reliance on the supplier's sourcing choices.

IL Cosmetics identifies development laboratories and dedicated bulk production in Luxembourg, with filling facilities in Poland and Bulgaria. Buyers should therefore qualify the development, bulk, and filling assignments separately. ■■■■■■■■■■■■■■ ■■■■■■■■■■■■■■ ■■■■■■■ ■■■■■■■■■■■ ■■■■■■■■■■■■■ ■■■■■■■ ■■■ ■■■■■■■■ ■■ ■■■■■■■■■ ■■■■■■■ ■■■ ■■■■■■■■■■■■■ ■■■ ■■■■■■■■ ■■■■■ ■■■■■■■■■■ ■■ ■■■■■■ ■■■■■■■■■■■■■ ■■■ ■■■■■■■■■ ■■■■■■■■■■■ ■■■■■■■■ ■■ ■■■ ■■■■■■■■■■■ ■■ ■■■■■■■■■■■■■■■■■ ■■■■■■■■■■■ ■■■ ■■■■■■■■■■ ■■■■■■■■■■ ■■■■■■■ ■■■ ■■ ■■■■■■■■■■ ■■■■ ■■■ ■■■■■■■■■■■ ■■■■■■■ ■■■■■ ■■■■■■■■■ ■■■■■■■■■■■■■

Sources & Evidence

1. Company - IL COSMETICS
   · IL Cosmetics offers full service, bulk and filling with buyer-developed packaging, and bulk supply. It identifies development and bulk production in Luxembourg and filling facilities in Poland and Bulgaria. The buyer-control comparison is analytical. ([ilcosmetics.com](https://ilcosmetics.com/company/))
2. Nails - IL COSMETICS
   · IL Cosmetics lists classic, hybrid, and semi-permanent nail products and nail care. Leadership and promotional performance claims are not adopted. ([ilcosmetics.com](https://ilcosmetics.com/nails/))
3. Face - IL COSMETICS
   · IL Cosmetics lists liquid foundation, liquid concealer, and pressed and loose powder offerings, supporting a portfolio assessment extending beyond nail products. ([ilcosmetics.com](https://ilcosmetics.com/face/))

24.22. HSA Cosmetics SpA

Professional-beauty brands commissioning hair color together with maintenance and styling lines can evaluate HSA Cosmetics SpA for a coordinated program. ■■■ ■■■■■■■■■ ■■■■■■■■■■■■ ■■■■■■■■ ■■■■■ ■■■■■■■■■■ ■■■■■■■■■■■■ ■■■■■ ■■■■■ ■■■■■■■■ ■■■■■■■■■ ■■■ ■■■■■■■■■■■ ■■■■ ■■■■■■■■■■■ ■■■ ■■■■■■■ ■■■■■■■■■■■■ HSA also describes face and body products and proprietary professional and retail brands; these extend the capabilities to evaluate without establishing customer outcomes or universal category coverage.

HSA describes manufacture at Bisuschio, Italy, and offers both bulk supply and full-service finished products. Its service model combines development, packaging and labeling, production, and launch support. ▪ ▪▪▪▪▪▪▪▪▪▪▪▪ ▪▪▪▪▪▪▪▪▪ ▪▪▪ ▪▪▪ ▪▪▪▪▪▪▪▪▪▪ ▪▪▪▪▪▪▪▪ ▪▪▪ ▪▪▪▪▪▪▪▪ ▪▪▪▪▪ ▪▪▪▪▪▪▪▪ ▪ ▪▪▪▪▪ ▪▪▪▪▪▪▪▪ ▪ ▪▪▪▪▪▪▪▪▪▪▪▪ ▪▪▪▪▪▪▪▪▪ ▪▪▪ ▪▪▪▪▪▪▪▪▪ ▪▪▪▪▪ ▪▪▪▪▪▪▪▪▪ ▪▪▪▪▪▪▪▪ ▪▪▪▪▪▪▪▪▪▪ ▪▪▪ ▪▪▪▪▪ ▪▪ ▪▪▪▪▪▪▪▪▪▪▪ ▪▪▪▪▪▪ ▪▪▪▪▪▪▪▪ ▪ ▪▪▪▪▪▪▪▪▪▪▪▪▪▪ ▪▪▪▪▪▪▪▪▪▪▪▪ ▪▪▪▪▪ ▪▪▪▪▪▪▪▪▪ ▪▪▪▪▪▪▪▪▪ ▪▪ ▪▪▪ ▪▪▪▪▪▪▪▪▪▪▪▪▪▪▪▪▪▪ ▪▪▪▪▪▪▪▪▪▪▪▪ ▪▪▪ ▪▪▪▪▪▪▪▪▪▪▪▪ ▪▪▪▪▪▪▪

The company describes an internal regulatory-affairs function providing label review and product dossiers. Buyers should specify the destination and professional or take-home use before selecting the service bundle, especially where intended claims affect the pathway. ▪▪▪▪▪▪▪▪▪▪▪▪▪ ▪▪▪▪▪▪▪▪▪▪ ▪▪▪▪▪ ▪▪▪ ▪▪▪▪ ▪▪▪▪▪ ▪▪▪▪▪▪ ▪▪▪▪▪▪▪▪▪▪▪ ▪▪▪▪▪▪▪▪▪▪▪▪▪▪▪ ▪▪▪ ▪▪ ▪▪▪▪ ▪▪▪▪▪▪▪▪▪▪ ▪▪▪▪▪▪▪▪▪ ▪▪▪▪▪▪▪ ▪ ▪▪▪▪▪▪▪ ▪▪▪▪▪▪▪▪▪▪▪▪▪ ▪▪▪▪▪ ▪▪▪▪ ▪▪▪▪▪▪▪▪▪ ▪▪▪▪▪▪▪▪▪▪ ▪▪▪▪▪▪▪▪▪▪▪▪▪▪ ▪▪▪ ▪▪▪▪▪▪▪▪▪▪▪▪▪▪▪▪▪▪ ▪▪▪▪▪▪▪▪▪▪▪▪▪▪▪▪▪▪ ▪▪▪▪▪▪▪ ▪▪▪▪▪ ▪ ▪▪▪▪▪▪▪ ▪▪▪▪▪▪▪ ▪▪ ▪▪▪▪▪▪▪ ▪▪▪▪▪▪▪▪▪▪ ▪▪▪▪▪▪▪▪▪▪

Sources & Evidence

1. Hair Care Manufacturers | HSA Cosmetics SpA
   - HSA describes ready-to-go and bespoke development across cleansing, conditioning, scalp care, styling, coloring, and lightening, together with packaging and labeling support and manufacture at Bisuschio, Italy. ([hsacosmetics.com](https://www.hsacosmetics.com/en/hair-care-manufacturers))
2. How we work | HSA Cosmetics SpA
   - HSA describes bulk and full-service finished-product offers, development and launch support, and an internal regulatory-affairs function undertaking label review and dossier preparation. Engagement-specific responsibility allocation is an analytical prerequisite. ([hsacosmetics.com](https://www.hsacosmetics.com/en/how-we-work))
3. Private Label Cosmetics Manufacturer | HSA Cosmetics SpA
   - HSA describes face and body products in addition to hair care and identifies its proprietary professional and retail brands. These are capability context, not evidence of commissioning-customer success. ([hsacosmetics.com](https://www.hsacosmetics.com/en/private-label-cosmetics-manufacturer))

24.23. Gotha Cosmetics

Buyers seeking color-cosmetics concept development together with manufacturing can evaluate Gotha Cosmetics as more than a creative-development interface. The company identifies concept work, research and development, and manufacture as core capabilities, with its operating base in Lallio, Italy. ▪▪▪▪▪ ▪▪▪ ▪▪▪▪▪▪▪▪▪ ▪▪▪▪▪▪▪ ▪▪ ▪▪▪▪▪▪ ▪▪▪ ▪▪▪▪▪ ▪▪▪ ▪▪▪▪▪▪▪▪ ▪▪▪▪▪▪ ▪▪▪ ▪▪▪▪▪▪▪▪ ▪▪▪▪▪▪▪ ▪▪▪▪▪▪▪▪▪▪ ▪▪▪▪▪▪▪▪▪▪ ▪▪▪ ▪▪▪▪▪ ▪▪▪▪▪▪▪▪ ▪▪▪▪▪ ▪▪▪ ▪▪▪▪▪▪▪▪▪ ▪▪▪▪▪ ▪▪▪▪▪▪▪▪▪▪▪▪ ▪▪ ▪▪▪▪▪▪▪▪▪▪ ▪▪▪▪▪▪▪▪▪▪▪▪▪▪▪

▪▪▪▪▪▪▪ ▪▪▪▪▪▪▪▪▪▪ ▪▪ ▪▪▪▪▪▪▪ ▪▪▪▪▪▪▪ ▪▪▪▪▪▪▪▪▪▪ ▪▪▪ ▪▪▪▪▪▪▪▪ ▪▪▪▪▪▪▪ ▪▪ ▪▪▪▪ ▪▪▪▪ ▪▪▪ ▪▪▪▪▪▪▪▪ ▪▪▪▪▪▪▪▪▪▪ ▪▪▪▪▪▪ ▪▪▪▪ ▪▪ ▪▪▪▪▪ ▪▪▪▪ ▪▪▪▪▪▪▪▪ ▪▪▪ ▪▪▪▪▪▪▪▪▪▪ ▪▪▪▪▪▪▪▪▪▪ ▪▪▪ ▪▪▪▪▪▪▪▪▪▪▪ ▪▪▪▪ ▪▪▪▪▪▪▪▪ ▪▪▪▪▪▪▪ ▪▪▪▪▪▪▪▪ ▪▪▪ ▪▪▪▪▪▪▪▪ ▪▪▪ ▪▪▪▪▪▪▪▪▪▪ ▪▪▪▪▪▪ ▪▪▪▪▪▪▪▪ ▪▪▪▪▪▪▪▪▪▪▪▪ ▪▪▪▪▪ ▪▪▪▪▪▪▪▪▪▪▪ ▪▪▪▪▪▪▪▪▪▪ A March 2022 majority investment in Chinese formulation and filling company iColor added a distinct regional execution route. The transactions establish capability expansion at those dates, not automatic equivalence among the resulting sites.

For a filled or assembled makeup brief, buyers should ask Gotha to identify the executing entity and included completion activities before comparing its offer with bulk-only development. ■■■■■■■■■■■ ■■■ ■■■■■■ ■■■■■■■■■■■■ ■■■■■■■■■■■ ■■■■■■ ■ ■■■■■■ ■■■■■■■■■■■ ■■■■■■■■■ ■■■■■■■■■ ■■■■■■■■ ■■■■■ ■■■■■■■■ ■■■ ■■■■■■■■■■■■■ ■■■■■■■■■ ■■■■■■■■■ ■■■■■■ ■■ ■■■■■■■ ■■■■ ■■■■■ ■■■■■■■■■■ ■■■■■■■■ ■■■■■■■■ ■■■■■■■■■■■■■■ ■■■■■■■■■■■■ ■■■■■■■■■■■ ■■■■■■■■■■■■■■ ■■■ ■■■■■■■ ■■■■■■■■■■■ Commercial offices and historical acquisitions are useful leads for qualification, not substitutes for engagement-specific confirmation.

Sources & Evidence

1. GOTHA COSMETICS | LinkedIn
   · Gotha's company-controlled profile identifies color-cosmetics concept development, research and development, manufacturing, its Lallio operating base, and commercial offices in Paris, New York, Los Angeles, Seoul, and Shanghai. ([linkedin.com](https://www.linkedin.com/company/gotha-cosmetics-s.r.l.))
2. With the integration of a key supplier, Gotha Cosmetics is strengthening its production capacity - Capvis AG
   · Capvis's July xx.xx 2022 communication reports Gotha's acquisition of Mia Cosmetic Factory and describes integration of filling activities. It supports the dated capability-expansion observation, not universal present site suitability.
   ([capvis.com](https://www.capvis.com/en/news/with-the-integration-of-a-key-supplier-gotha-cosmetics-is-strengthening-its-production-capacity.html))
3. Gotha cosmetics strengthens its industrial capacity further with a new acquisition. - Capvis AG
   · Capvis's March xx.xx 2023 communication reports Gotha's acquisition of Beauty Rain and explains that it enabled insourcing of assembly activities. Current engagement access remains subject to qualification.
   ([capvis.com](https://www.capvis.com/en/news/gotha-cosmetics-strengthens-its-industrial-capacity-further-with-a-new-acquisition.html))
4. Gotha Cosmetics to expand in China via acquisition of iColor Group - Capvis AG
   · The March xx.xx 2022 communication reports Gotha's majority investment in iColor Group, a Chinese cosmetic formulation and filling business. The investment establishes a dated regional expansion, not interchangeable manufacturing authorization.
   ([capvis.com](https://www.capvis.com/en/news/gotha-cosmetics-to-expand-in-china-via-acquisition-of-icolor-group.html))

24.24. Voyant Beauty

■■■■■■ ■■■■■■■ ■■■■■■■■■■■ ■■■ ■■■■■■■■ ■■■■■■ ■■■■■■ ■■■■ ■■■■■ ■■■■■■■■■■ ■■■■ ■■■ ■■■■■ ■■■ ■■■■■■■■■■ ■■■ ■■■■■■■■ ■■■■■■ ■■■■■■ ■■■■■■■■ ■■■ ■■■■■■■■■■■ ■■■■■■■■■■■■■■ ■■■■■■■■ ■■■ ■■■■■■■■■■ ■■■■■■■■ ■■■■■■■■■■ ■■■■■■■■ ■■■■■■■■■ ■■■■■■■■■■■ ■■■ ■■■■■■■■■ ■■■■■■■■■■ ■■■■■■ ■■■■■ ■■■■■■■■■■ ■■■ ■■■■■■ ■■■■■■■■■■ Its wider household activities should not be treated as interchangeable cosmetics capability. Supplier comparison should identify the actual cosmetic-development contribution, delivered format, and executing site.

■■■■■■■■■■■ ■■■■■■■■■■■ ■■■■■■■■ ■ ■■■■■■■■ ■■■■■■ ■■■ ■■■■■ ■■■■■■■■■■ ■■■■■ ■■■ ■■■■■ ■■■■■■■■ ■■■■■■ ■■■■■■■■■■ ■■■■■■■■■■■ ■■■■■■■■■■ ■■■ ■■■■■■■■ ■■■■■■■■■■■■ ■■ ■■■ ■■■■■ ■■■■■■■■■■ ■■■■■ ■■■■■■■■ ■■■■■■■■■■ ■■■■■■■■■ Its broader innovation service includes product-development management, formulation, compliance review, and dossier preparation. Co-located development and execution may simplify communication, but buyers should distinguish site-specific capability from the network's collective portfolio and specify authorization for later transfer.

Counterparty identity also requires care. A February xx.xx 2022 AIFA notice identifies CBI Laboratories as doing business under the Voyant Beauty name. [redacted]

Sources & Evidence

1. Voyant Beauty Facilities | U.S., Canada & Europe Plants
   · Voyant's facility directory distinguishes liquid, aerosol, fragrance, and bar-soap activities and identifies U.S., Canadian, and Polish locations. It also distinguishes household activities from personal-care offerings. ([voyantbeauty.com](https://www.voyantbeauty.com/facilities/))
2. Chatsworth, CA Manufacturing Facility | Voyant Beauty CDMO
   · Voyant describes Chatsworth-based development resources, hair, skincare, bath and body offerings, filling capabilities, and several packaging formats. Co-location supports a conditional communication advantage, not an independently measured outcome. ([voyantbeauty.com](https://www.voyantbeauty.com/facilities/chatsworth/))
3. Voyant Beauty Innovation: Solutions in Beauty & Personal Care
   · Voyant's innovation offering includes product-development management, formulation, compliance review, and dossier preparation. These support a development-and-supply assessment without reproducing operational production guidance. ([voyantbeauty.com](https://www.voyantbeauty.com/innovative))
4. Verifica Officina Farmaceutica: CBI Laboratories, TX - United States of America
   · AIFA's February xx.xx 2022 notice identifies CBI Laboratories, Inc. as doing business under the Voyant Beauty name. It establishes historical identity overlap but does not establish the current ownership or operating relationship. ([aifa.gov.it](https://www.aifa.gov.it/-/verifica-officina-farmaceutica-cbi-laboratories-tx-united-states-of-america))

24.25. Elevation Labs

Elevation Labs is a candidate for beauty brands seeking supplier-led development against natural or clean-positioning requirements, rather than manufacturing alone. Its offering connects research and development, regulatory support, production, and quality inspection. [redacted]

The buying decision should connect the brief to the proposed executing division. A brand can evaluate existing concepts when they fit its positioning or commission a differentiated development brief when restrictions and product requirements warrant additional work. [redacted]

RESEARCH SAMPLE REPORT

[redacted]

Sources & Evidence

1. Capabilities | Elevation Labs
   · Elevation Labs describes support covering research and development, regulatory work, production, and quality inspection for developed and manufactured beauty products. ([elevationlabs.com](https://www.elevationlabs.com/capabilities))
2. Our Locations | Elevation Labs
   · The company identifies Colorado, Idaho, and Minnesota divisions. Colorado describes natural-product expertise and a natural-formulation library; the page does not establish interchangeable execution capabilities. ([elevationlabs.com](https://www.elevationlabs.com/our-locations))
3. Innovation | Elevation Labs
   · Elevation Labs describes development against ingredient-restriction lists and proactive product concepts through its iBox program. Performance and execution suitability remain engagement-specific interpretations. ([elevationlabs.com](https://www.elevationlabs.com/innovation))

24.26. Cosmetic Solutions

Cosmetic Solutions combines a stock-product route with custom development and contract manufacturing from its Boca Raton, Florida operation. It serves emerging and established brands as well as professional skincare customers, and describes formulation, packaging, and shipment within its service offering. [redacted]

Packaging choice is a specific commercial constraint. The private-label program distinguishes approved packaging options from outside selections that require additional evaluation. [redacted]

The March 2022 acquisition of Private Label Select introduced organic and anhydrous expertise, including lip-care products, into the platform. This provides a relevant capability lead for organic lip-care briefs. [redacted]

Sources & Evidence

1. Our Story, Who is Cosmetic Solutions - Cosmetic Solutions
   · Cosmetic Solutions describes private-label, custom-development, and contract-manufacturing services, professional skincare customers, and formulation, packaging, and shipment from Boca Raton, Florida. ([naturalskincare.com](https://naturalskincare.com/our-story/))
2. Private Label Skin Care Branding Program - Cosmetic Solutions
   · The private-label program offers stock products, branding, graphics, packaging selection, and product support. It states that packaging outside approved options requires additional evaluation. ([naturalskincare.com](https://naturalskincare.com/branding-private-label-program/))
3. Turnkey Skin Care Packaging - Cosmetic Solutions
   · Cosmetic Solutions describes packaging design consultation, stock-package selection, creative support, and supply-chain capabilities for storage, handling, and shipping. ([naturalskincare.com](https://naturalskincare.com/turnkey-skin-care-packaging/))
4. Cosmetic Solutions Acquires Private Label Select - Cosmetic Solutions
   · The March 2022 acquisition announcement identifies Private Label Select's organic, anhydrous, and lip-care capabilities. Its certification descriptions concern the transaction period, not a newly commissioned product's active status. ([naturalskincare.com](https://naturalskincare.com/cosmetic-solutions-acquires-private-label-select/))

24.27. Cosmetica Laboratories Inc.

[illegible] The company also describes capabilities for lipsticks, pencils, powders, liquids, and multiple primary-packaging formats. Custom formula and packaging development can be combined with bulk supply, filling and assembly, bundling, or full-turnkey delivery, allowing a buyer to retain selected downstream responsibilities.

The clearest selection distinction is between custom development and stock-formula adoption. Cosmetica expressly describes its private-label stock formulas as nonexclusive. [illegible]

Sources & Evidence

1. Cosmetica Laboratories Inc. - Fighting Against Forced Labour and Child Labour in Supply Chains Act Report for Period Ended December 31, 2025
   · The statutory report for the period ended December xx.xx 2025 identifies Cosmetica as an Ontario company and locates research, manufacturing, and distribution at its Toronto headquarters. ([cosmeticalabs.com](https://www.cosmeticalabs.com/wp-content/uploads/2026/xx.xx/Fighting-Against-Forced-Labour-and-Child-Labour-EN-and-FR.pdf))

2. About Cosmetica
   - Cosmetica lists manufacturing and packaging capabilities for powders, liquids, lipsticks, pencils, vials, bottles, pumps, jars, and tubes. These descriptions support format-specific shortlisting, not universal equivalence. ([cosmeticalabs.com](https://www.cosmeticalabs.com/about-cosmetica/))
3. What We Do - Cosmetica
   - Cosmetica describes custom formula and packaging development, bulk supply, filling, assembly, bundling, and turnkey services. Its FAQ expressly identifies private-label stock formulations as nonexclusive. ([cosmeticalabs.com](https://www.cosmeticalabs.com/why/))

24.28. Crystal Claire Cosmetics Inc.

Crystal Claire Cosmetics Inc. describes Canadian custom cosmetic development and manufacturing, including full-turnkey, stock-library, skincare, hair-care, and body-care services. ■■■ ■■■■■■■■■ ■■■■■■■■■■■ ■■ ■■■■■■■■ ■■ ■■■ ■■■■■■ ■■■■■■■■■■■■■ ■■■■■■■■■■■■ ■■■■ ■■■■■■■ ■■■■■■■■■■■■■ ■■■■■■■ ■■■■ ■■■■■■■■ ■■■■■■■ ■■■■■■ ■■■■■■■■■ ■■■■■■■ ■■■ ■■■■■■■■■■ ■■■ ■■■■ ■■■■ ■■■■■■■■ ■■■ ■■■■■■■■ ■■■■■■■■■■■■■■ The combination is relevant to buyers seeking coordinated cosmetic and packaging development, rather than treating an empty-package supplier as an ODM offering by itself.

■ ■■■■■ ■■■■■■■■■■■■■ ■■■■■■■■■■■■■■■ ■■■■■■ ■■ ■■■■■■■■ ■■■ ■■■■■■■■ ■ ■■■■■■■■■■■ ■■■■■■■■ ■■■■■■■ ■■■■■■■■■■■■ ■■■■■■■ ■■■■■■■■■■ ■■■ ■■■■■■■■■■ ■■■■■■■ ■■ ■■■■■ ■■■■■■■■■■■■ ■■■■■■■■■■ ■■■■■■■ ■■■■■■■■■■■ ■■■ ■■■■■■■■■ ■■■■■■■ ■■■■■■ ■■■■■■■■■■■ ■■■ ■■■■■ ■■■■■■■ ■■■■■■■■ ■■■ ■■■■■■■■ ■■■■■■■■■■■■■ ■■■■■■■■■ ■■■■■■■■■ ■■■■■■■ ■■■■■■■■■■ ■■■■■■■■■■■■■■■■■ ■■■■■■■■■■ ■■■ ■■■■■■■■■ ■■■■■■■■■■■■■ ■■■■■■■■■■■■ ■■■■ ■■■ ■■■■■■■■■ ■ ■■■■■■■ ■■■■■■■■■■■ ■■■■■■■ ■■ ■■■■■■■■■ ■■■■■■■■■■ ■■■■■■■ ■■■■ ■■■■■■■■■■■■ Crystal International's overseas sales offices establish a packaging commercial interface, not evidence of overseas cosmetic manufacturing. Separate packaging sourcing remains an alternative where portability and direct component control outweigh coordination benefits.

Sources & Evidence

1. Crystal Int'l (Group) Inc. & Crystal Claire Cosmetics Inc. | LinkedIn
   - Crystal Claire's company-controlled profile describes Canadian cosmetic development and manufacturing, turnkey and stock-library services, skincare, hair care, body care, and a sister-company relationship with Crystal International. ([linkedin.com](https://www.linkedin.com/company/crystal-claire-cosmetics-inc))
2. Who We Are - Crystal International Group Inc.
   - Crystal International describes custom cosmetic-packaging design, relevant component categories, overseas sales offices, and collaboration with sister company Crystal Claire. The page does not establish a single contracting entity. ([crystalintl.com](https://crystalintl.com/about_us.html))

24.29. Prime Matter Labs

Prime Matter Labs offers development and production for sun, skin, hair, and body care, with supplier-described capabilities in anhydrous products and bag-on-valve dispensing formats. Its services include custom development, project coordination, filling, labeling, and specialty assembly. ■■■■ ■■■■■ ■■ ■■■■■■■■ ■■ ■■■■■■ ■■■■■■■ ■■■■ ■■■■■■■ ■■■■■■■■■■■ ■■■ ■■■■■■■■ ■■■■■■■■ ■■■■■■ ■■■■■■■■■■■■ ■■■ ■■■■■■■■■■■ ■■■■■■■■ ■■■■■■ ■■■■■■ ■■■■■

[redacted]

Element AI adds a supplier-hosted project interface that the company describes as connecting project information, formulas, teams, tracking, and communication. A commissioning buyer can evaluate it as a coordination tool, but should verify access permissions, exportable records, approval controls, and continuity after termination before making it the primary project interface. [redacted]

[redacted] Buyers using both Prime Matter Labs and Mana should distinguish separate operating entities from independent ownership diversification. Existing Mana engagements require confirmation of contractual obligations, records access, and qualified execution; common control does not establish that historical arrangements continue unchanged or that production can move freely among sites.

Sources & Evidence

1. Capabilities - Prime Matter Labs
   · Prime Matter Labs lists sun, skin, hair, and body care; anhydrous and bag-on-valve capabilities; custom development; project coordination; filling; labeling; and specialty assembly. ([primematterlabs.com](https://www.primematterlabs.com/capabilities))
2. Home - Prime Matter Labs
   · Prime Matter Labs describes Element AI as connecting project information, formulas, teams, tracking, feedback, and communication. This is a supplier-described coordination offering, not independently established launch performance. ([primematterlabs.com](https://www.primematterlabs.com/))
3. Cascadia Capital Advises Mana Products on its Sale to Prime Matter Labs
   · Cascadia Capital's February xx.xx 2026 announcement confirms its advisory role in the completed sale of Mana Products to Prime Matter Labs and identifies Mana's color-cosmetics business. ([cascadiacapital.com](https://www.cascadiacapital.com/news/manaproducts/))
4. Aaron Paas - Prime Matter Labs Acquisition of Mana Products
   · Prime Matter Labs' chief executive describes the Mana acquisition as adding color cosmetics and New York manufacturing alongside existing Los Angeles and Miami operations. Integration and individual contract continuity are not established. ([linkedin.com](https://www.linkedin.com/posts/aaronpaas_prime-matter-labs-acquires-troubled-contract-activity-xx.xx-uCkG))

24.30. HCP Wellness Pvt. Ltd.

HCP Wellness Pvt. Ltd. offers an India-based commissioning route for custom skincare, hair care, body care, and oral care. [redacted]

[redacted] Bundling can simplify procurement, but a narrower engagement preserves buyer control over selected products and service interfaces. Expansion into another format or destination should trigger offering-specific review.

Sources & Evidence

1. Registration & Listing of Cosmetic Product Facilities and Products | FDA
   · FDA states that cosmetic facility registration and product listing are not approval programs and that assigned registration or listing numbers do not indicate facility or product approval. ([fda.gov](https://www.fda.gov/cosmetics/registration-listing-cosmetic-product-facilities-and-products))
2. Cosmetic Manufacturing Company in India | HCP Wellness
   · HCP Wellness describes an Ahmedabad-based cosmetic and oral-care business with development, filling, packaging, and quality functions. Its adjacent healthcare offerings do not establish cosmetic-specific qualification. ([hcpwellness.in](https://www.hcpwellness.in/about-us-company-profile/))
3. Custom Formulation Cosmetic Manufacturer - HCP Wellness
   · HCP describes custom personal-care development, multiple skincare and hair-care categories, packaging capabilities, FDA registration, and support for domestic and international regulatory requirements. Credentials are supplier representations. ([hcpwellness.in](https://www.hcpwellness.in/custom-formulation/))
4. Toothpaste Manufacturers in India | Toothpaste Manufacturing Company - HCP Wellness
   · HCP offers custom and private-label toothpaste, mouthwash, other consumer oral-care formats, packaging design, labeling, and travel or hotel presentations. ([hcpwellness.in](https://www.hcpwellness.in/oral-care-toothpaste-manufacturers-india/))
5. Hotel Toiletries Kit & Bathroom Amenities Suppliers in India - HCP Wellness
   · HCP markets private-label hotel toiletries, customized amenity collections, branding, and dispenser options. The descriptions do not establish an individual property's installation or replenishment agreement. ([hcpwellness.in](https://www.hcpwellness.in/hotel-room-guest-amenities/))

24.31. S&J International

[redacted] The product portfolio spans face, eye, lip, and nail cosmetics, skincare, hair care, body care, fragrance, and toiletries; its listed-company disclosure also identifies sun protection and oral care. The commercially relevant capability is coordination across categories and design functions, not an independently demonstrated performance advantage in every category.

A retailer or brand commissioning a coordinated collection can evaluate S&J for combined product and packaging development instead of managing separate category-development interfaces. The agreement should identify category-specific deliverables, the executing manufacturer, destination documentation, and approvals for changes. [redacted]

[redacted]

Sources & Evidence

1. Beauty Care, Cosmetic & Skincare Products | S&J International
   · S&J describes face, eye, lip, and nail cosmetics, skincare, hair care, body care, fragrance, and toiletries for brand and private-label customers. Promotional performance claims are not adopted. ([snjinter.com](https://snjinter.com/our-products/))
2. S&J - Nine-Month 2025 Listed Company Snapshot
   · The company's 2025 listed-company disclosure identifies OEM/ODM services, product and packaging design, manufacturing, and commercial-concept support for domestic and international brands and retailers, including sun protection and oral care. ([lssmedia.setlink.set.or.th](https://lssmedia.setlink.set.or.th/2025/9M/S%26J-9M68-ListedCompanySnapshot-EN.html))

24.32. Lipson Cosméticos

[redacted] Its industrialization offer instead uses customer-supplied formulas and specifications. The company lists makeup, skin, hair, body, sun care, and fragrance, with research, quality, and regulatory functions in Diadema, São Paulo.

[redacted] Contracts should define that contribution, formula rights, and the delivered state. Broader outsourcing reduces interfaces but delegates more control; factory supply alone does not establish destination compliance.

Sources & Evidence

1. Lipson Cosméticos
   · Lipson distinguishes full-service development, manufacture, packaging, and logistics from industrialization using buyer specifications, and lists relevant cosmetic categories and quality functions. ([lipson.com.br](https://www.lipson.com.br/))
2. Lipson Cosméticos | LinkedIn
   · Lipson's company-controlled profile describes third-party cosmetic manufacturing, product-development resources, and its Diadema, São Paulo location. ([linkedin.com](https://www.linkedin.com/company/lipson-cosm%C3%A9ticos))

24.33. Prime Product Manufacturing

Prime Product Manufacturing is a South African option for brands seeking customer-specific cosmetic development combined with manufacturing and packing. [redacted]

[redacted] The commercial fit is therefore bespoke commissioned development, rather than an assumption that Prime offers a broadly reusable catalog.

[redacted] The transferred facility was described as a hair, skin, and personal-care manufacturing operation. This adds a sourcing option, but does not establish which products are available to a particular third-party customer or that work can move between sites without further acceptance.

[redacted] Customer-specific development should not be treated as proof of buyer ownership or unrestricted transferability. The trade-off is tailored development and coordinated supply versus the simpler commercial brief associated with adopting an existing catalog offering.

Sources & Evidence

1. Market-leading Contract Manufacturing Solutions » PRIME
   · Prime describes research-and-development-led contract manufacturing and customer-specific formulations, explicitly contrasting its offer with shared white-label products. This supports the conditional bespoke-development selection finding, not an assumption about formula ownership. ([primeproductmanufacturing.com](https://primeproductmanufacturing.com/market-leading-contract-manufacturing-solutions/))
2. Statement on the Latest Decisions by the Competition Commission - January 29, 2026
   · The January xx.xx 2026 statement identifies BrillianceCare's control of Prime, Prime's Pelindaba operation, and conditional approval of the proposed Midrand acquisition. It describes the target facility as manufacturing and packaging hair, skin, and personal-care products. ([compcom.co.za](https://www.compcom.co.za/wp-content/uploads/2026/xx.xx/Statement-on-the-latest-decisions-by-the-Competition-Commission-xx.xx-January-2026-updated.pdf))
3. Prime Product Manufacturing Acquires Former L'oréal South Africa Manufacturing Facility
   · Prime announces successful acquisition of the former L'Oréal South Africa manufacturing facility and operation as Prime Product Manufacturing Midrand under BrillianceCare Group. This establishes a company-reported completed development, not engagement-specific qualification or site interchangeability. ([primeproductmanufacturing.com](https://primeproductmanufacturing.com/prime-product-manufacturing-acquires-former-loreal-south-africa-manufacturing-facility/))

24.34. Gulf EPCO Cosmetics Factory

Gulf EPCO Cosmetics Factory describes a Dubai Industrial City operation combining skincare and haircare development with manufacturing, filling, packaging, and labeling. [redacted]

■■■■■■■■ This creates a relevant sourcing proposition for brand, retailer, and distributor commissioners seeking a UAE-based development and packaged-supply interface.

■■■ ■■■■■■■ ■■■■■■■■■■■■ ■■■■■■■■■■■■■■■■■■ ■■■■■■■■■■■■ ■■■■■■■■■ ■■■■■■■ ■■■■■■■■■■■ ■■ ■■■ ■■■■■■■■ ■■■■■■■■■■■ ■■■■■ ■■■ ■■■■■■■■■■■ ■■■■■■■ ■■■■■■■■ ■■■■■■■■ ■■ ■■■■■■■■■■■■■■■ Buyers seeking an ODM contribution should select and contract the development-bearing offer explicitly rather than assume that every manufacturing engagement includes product design. An existing-specification engagement can serve a different procurement need without demonstrating that contribution.

Its international-compliance and FDA-registration badges require careful interpretation. ■■■ ■■■■■■ ■■■■ ■■■■■■■■ ■■■■■■■■ ■■■■■■■■■■■■ ■■■ ■■■■■■■ ■■■■■■■ ■■ ■■■ ■■■■■■■■■■ ■■■■■■■■■ ■■■■■■■■■ ■■■■■■■■■■■■ ■■■■■■ ■■■■■■ ■■■ ■■■■■■ ■■■■■■■■■ ■■■■■■■ ■■■■■■■■■■ ■■■■■■ ■■■■■■■■■■■ ■■■■■■■■■■■■■■ ■■■ ■■■■■■■■■■■■■■ ■■■ ■■■■■■■■ ■■■■■■ ■■■■■■■ ■■ ■ ■■■■■■■■■■■■■■■ ■■■■■■■■■ Integrated execution can consolidate supplier interfaces; buyers retaining separate packaging or regulatory partners should clarify the work and information that remain outside Gulf EPCO's agreement.

Sources & Evidence

1. Registration & Listing of Cosmetic Product Facilities and Products | FDA
   · FDA states that cosmetic facility registration and product listing are not approval programs and that assigned numbers do not indicate approval of facilities or cosmetic products. This supports the interpretation of Gulf EPCO's registration badge, without determining its actual registration status. ([fda.gov](https://www.fda.gov/cosmetics/registration-listing-cosmetic-product-facilities-and-products))
2. Gulf EPCO - About Us
   · Gulf EPCO describes its Dubai Industrial City operation, dedicated filling and packaging activities, support for private brands, retailers, distributors, and international partners, and company-stated compliance credentials. These support its integrated sourcing proposition, not verified global authorization. ([gulfepco.com](https://www.gulfepco.com/about))
3. Gulf EPCO - End-to-End Cosmetics Manufacturing
   · Gulf EPCO lists skincare and haircare products, bottle, jar, and tube packaging, and separate private-label, existing-specification manufacturing, and custom-development models. Its Dubai facility and in-house development are company-stated capabilities; selecting the development-bearing offer is an analytical implication. ([gulfepco.com](https://www.gulfepco.com/manufacturing))

24.35. Cosmetic Laboratories Australia

■■■■■■■■ ■■■■■■■■■■■ ■■■■■■■■ ■■■■■■■■ ■■ ■■■■■■■■■■ ■■■■■■■■■■■ ■■■ ■■■■■■■■■■■■ ■■■■■ ■■■ ■■■■■■■■■ ■■■■■■■■■ ■■■ ■■■■■■■■■■■■ ■■■■■■■■ ■■■ ■■■■■■■ ■■■■■■■■■■ ■■■■■■■■ ■■■■■■■■■■■■ ■■■■■■ ■■■ ■■■ ■■ ■■ ■■■■■■ ■■■■■■■■■■ ■■■■■■■■ ■■■■■■■■ ■■■■ ■■■ ■■■■ ■■■■■■■■ ■■■■■■■■ ■■ ■■■■■■■■■ The company-controlled professional profile places the business in Nunawading and describes in-house research and development alongside cosmetic OEM/ODM services. Its company description hosted by the Australian Society of Cosmetic Chemists also offers packaging sourcing and design, regulatory assistance, quality control, and logistics.

■■■ ■■■■■■■■■■ ■■■■■■■ ■■■■■■■■■■■ ■■ ■■■■■■■■ ■■ ■■■■■■■■■■■■■ ■■■■■■■■ ■■■■■■■■■■■■■■■ ■■■■■■■■■■■ ■■■■■■■■■■■■ ■■■■■■ ■■■■ ■■■■■■■■■■■■■ ■■■■■■■■■■■ ■■■■■■■■■■■■ ■■■■■■■■■■■ ■■■ ■■■■■■ ■■■■■■■■■■ Those services remain company-stated

capabilities, not independently established delivery outcomes. Buyers should contract with the identified legal operator and confirm the intended manufacturing site, delivered completion state, and documentation responsibilities; registry status alone does not qualify a factory or particular offering.

Natural positioning needs a separate certification decision. ■■■ ■■■■■■■■■■■■■■■■■■ ■■■■■■■■ ■■■■■■■■■■■■ ■■■■■■■ ■■■■■■■ ■■■■■■■■ ■■■■■■■■■ ■■■■■■■■■■■■■ ■■ ■■ ■■■■■■■■ ■■■■■■ ■■■■■ ■■■ ■■■■■■■■■■■■ ■■■■■■■■■ ■■■■■■■■■■■■■ ■■ ■ ■■■■■■■■■ ■■■■■■■■■ ■■■■■■■ ■■■■■■■■ ■■■ ■■■■■■■ ■■■■■■■■ ■■■ ■■■■■■■■■■■■■■■■ ■■■■■■■■■■■ ■ ■■■■■■■■■■■■■ ■■■■■ ■■■■■■■■■■■■ ■■■■■■■■ ■■ ■■■■■■■ ■■■■■■■ ■■■■■■■ ■■■■■■■■■■■■ ■■■ ■■■ ■■■■■■■ ■■■■■■■■■ ■■■■■■■ ■■■■■■■■■■ ■■■■■■■ ■■■ ■■■■■■■■■ Supplier-managed coordination may simplify the engagement, but cannot substitute for the required product-specific certification decision.

Sources & Evidence

1. COSMOS Certification - Organic and Natural Products and Raw Materials
   · COSMOS identifies COSMOS ORGANIC and COSMOS NATURAL as cosmetic-product signatures and distinguishes them from raw-material certification and approval. This supports checking certification of the intended finished offering rather than relying on a processor reference or natural positioning. ([cosmos-standard.org](https://www.cosmos-standard.org/en/certification/cosmos-certification/))
2. Current details for ABN 26 630 056 389 | ABN Lookup
   · ABN Lookup identifies COSMETIC LABORATORIES (AUST) PTY LTD as an active Australian private company with its main business location in Victoria. The record establishes registered identity, not ownership, factory qualification, or product-specific capability. ([abr.business.gov.au](https://abr.business.gov.au/ABN/View?abn=xx.xx))
3. COSMETIC LABORATORIES (AUST) PTY LTD | LinkedIn
   · The company-controlled profile identifies Nunawading, Victoria, and describes in-house research and development, cosmetic OEM/ODM manufacturing, and skincare, haircare, and bath-and-body expertise. These are company-stated offerings rather than independent delivery outcomes. ([linkedin.com](https://www.linkedin.com/company/cosmetic-laboratories-australia/))
4. Cosmetic Laboratories (AUST) Pty Ltd - Australian Society of Cosmetic Chemists
   · The association-hosted company description offers packaging sourcing and design, regulatory assistance, manufacturing, quality control, and logistics. It labels COSMOS Organic Processor certification as in review. This is company-contributed capability and status information, not independent certification verification. ([ascc.com.au](https://ascc.com.au/claust/))

24.36. Garcoa

■■■■■■■■ ■■■■■■■■ ■■■■■■■■■■ ■■ ■ ■■■■■■■■■■■■■■■■ ■■■ ■■■■■■■■■■■■ ■■■■■■■■ ■■■■■■ ■■■■ ■ ■■■■■■■■■■■■■■■■■■ ■■■■■■ ■■■ ■■■■■■■■■■■■ ■■■■■■■ ■■■■■■■■■■■ ■■■■■■■■ ■■■ ■■■■■■■■ ■■■ ■■■■■■■■■■■ ■■■■ ■■■■■■■■■ ■■■■■■■■ ■■■■■■■■■■ ■■■■■■■■ ■■■■■■■ ■■■■■■■■■■ ■■■■■■■■■■■■■ ■■■■■■■■■■■■■ ■■■■■■■■■■■■ ■■■ ■■■■■■■■■■■■■■ The relevant portfolio includes hair, skin, body, bath, and face care. This breadth is particularly useful to retailer private-label operators and brands that need product and package development connected to retail delivery requirements.

The execution network should not be mistaken for an exclusively owned factory perimeter. ■■■■■■ ■■■■■■■■■■ ■■■■■■■■■ ■■ ■■■ ■■■■■■■■■■■■ ■■■ ■■■■■■■■■■ ■■■■■■■■ ■■■ ■■■■■■■■ ■■■ ■■■■■■■ ■■ ■■■■■■■■■■■■■ ■■■ ■■■■■■■■■■■■ ■■■■■■■■■■ ■■■ ■■■■■■■■ ■■■■■■■■■■■■ ■■■■■■■■ ■■■■■■■■ ■■■■■■■■ ■■■■ ■■■■■■ ■■■ ■■■■■■ ■■■■■■■ ■■■■■■ ■■■■■■■■■

[redacted] These descriptions support access to complementary capabilities, but not interchangeable execution across locations or ownership of every advertised asset.

A commissioner lacking packaging and commercialization coordination can evaluate Garcoa as the managing interface, provided the agreement identifies the executing manufacturer, accepted product and format, release responsibilities, documentation access, and authorization for changes. [redacted] Buyers already equipped to manage those interfaces should compare the value of Garcoa's integration against a more directly controlled sourcing arrangement.

Sources & Evidence

1. Capabilities | Garcoa
   · Garcoa offers cosmetic formulation and research and development, packaging and creative services, regulatory support, retail readiness, manufacturing coordination, warehousing, and distribution. Its cosmetic categories include hair, skin, body, bath, and face care. The managed-commercialization interpretation is analytical. ([garcoa.com](https://www.garcoa.com/capabilities))
2. Locations | Garcoa
   · Garcoa identifies Calabasas as its headquarters and innovation center and Chicago and Ottawa as manufacturing and distribution partners. The descriptions establish a partner-network presentation, not ownership of every advertised manufacturing asset. ([garcoa.com](https://www.garcoa.com/locations))
3. Chicago, Illinois | Garcoa
   · Garcoa's Chicago description lists product development through commercial production, including liquids, powders, bath bombs, and shower bombs. This supports format-specific partner capability, not equivalence with other network sites. ([garcoa.com](https://www.garcoa.com/chicagoillinois))
4. Ottawa, Illinois | Garcoa
   · Garcoa describes Ottawa as its primary manufacturing partner, with personal-care product capabilities and distribution to retailers, distributors, and third-party logistics providers. This supports connected manufacturing and fulfillment, while leaving contractual responsibility to be established. ([garcoa.com](https://www.garcoa.com/ottawaillinois))

24.37. Bo International

Bo International offers an India-based cosmetic development and supply proposition covering skincare, haircare, bath-and-body products, grooming, and fragrance. Its company materials describe supplier-managed formulation, packaging, and branding support, while its service information includes consultation, custom design, manufacturing, packaging, and import-related logistics. [redacted]

[redacted] It offers manufacturing-related documentation discussions while directing the Nigerian importer or responsible business to confirm destination requirements.

That distinction matters to buyers seeking local manufacture rather than an imported finished-product program.

Importer and distributor brand operators can evaluate Bo when they can manage destination acceptance and local distribution alongside Indian supply. They should confirm the contracting operator, executing facility, development contribution, available records, and division of shipment and import responsibilities before commitment. ■■■ ■■■■■■■■■■ ■■■■■■■ ■■■■■■ ■■■ ■■■■■■ ■■■■■■■■ ■■■■■■■■■■■■■ ■■■ ■■■■ ■■■ ■■■■■■■■■ ■■■■■ ■■■■■■■■■■■■■■ ■■■■■■■■■ ■■■■■■■■ ■■■■■■■■■ ■■ ■■■■■■■■■ ■■■■■■ ■■■■■■■■ ■ ■■■■■■■■■■■ ■■■ ■■■■■■■■■■ ■■■■■■■■■■ ■■■■■ ■■■■■ ■ ■■■■■■■■■ ■■■■■■■■■ ■■■■■■■■■■■ ■■■■■■ ■■ ■■■■ ■■■■■■■■■■■ ■■■ ■■■■■■■■ ■■■■■ ■■■■■■■■■■■

Sources & Evidence

1. About Us - Bo International
   · Bo International identifies its India-based business and describes supplier-managed formulas, packaging, branding assistance, and cosmetic contract manufacturing across skincare, haircare, and bath-and-body categories. These support its integrated development proposition without validating promotional leadership or overseas customer claims. ([bointernational.net](https://www.bointernational.net/about))
2. FAQs - Bo International
   · Bo's service information lists consultation, custom design, manufacturing, packaging, importing, and logistics, and says manufacturing-related documents are offered to clients. This supports evaluating the service bundle while verifying the particular engagement's deliverables. ([bointernational.net](https://www.bointernational.net/faqs))
3. Private Label Cosmetics Manufacturer Nigeria - Bo International
   · Bo's Nigeria offering explicitly locates manufacture in India, followed by Nigerian import and distribution, and directs the importer or responsible business to confirm destination requirements. This supports an export route, not Nigerian manufacturing or verified completed customer relationships. ([bointernational.net](https://www.bointernational.net/global-presence/private-label-cosmetics-nigeria))

24.38. Thai Ho Group

Thai Ho Group's differentiated proposition combines color-cosmetic development with creative and packaging services. ■■■ ■■■■■■■ ■■■■■■■■■ ■■■■■■■ ■■■■■■■■■■ ■■■ ■■■■■■ ■■■■■■■■ ■■■■■■■■ ■■■■■■■■■ ■■■■■■■■■■■■■ ■■■ ■■■■■■■■■ ■■■ ■■■■■■■■■■■■■■■ ■■■■■■■■ ■■■ ■■■■■■■ ■■■■■ ■■■■■■■■ ■■■■■■■■ ■■■ ■■■■■■■■■■■■ ■■■■■ ■■■ ■■■■■■■■ ■■■■■■■ ■■■■■■■ ■■■■■■■ ■■■■■■■ ■■■■■■■■■■ ■■■■■■■ ■■■■■■■■■ ■■■ ■■■■■■■■■■ This is relevant to makeup commissioners whose product appearance, packaging, and brand presentation must be developed together rather than purchased as unrelated services.

■■■ ■■■■■■ ■■■■■■■ ■■■■■■■■■ ■■■■■■■■■■ ■■■■■■■■ ■■■■■■■■■■ ■■ ■■■■■■■ ■■■■■■ ■■■ ■■■■■■■■■ ■■■■■■■■ ■■■■■ ■■■■■■■■ ■■■■■■■■■■■■■ ■■■■■■ ■■ ■■■ ■■■■■■■■ ■■ ■■■ ■■■■■■■■■■ ■■■■■■■■■■■■■ The services page describes Los Angeles production coverage, while the corporate history presents North American manufacturing expansion as prospective. The descriptions do not establish whether the Los Angeles reference represents an active owned factory, partner execution, or another commercial arrangement.

■■■■■■ ■■■ ■■■■■■■■ ■■■■■ ■■■■■■■■■■ ■■■■■■■■ ■■■ ■■■■■■■■■■■■■■■■■■■■ ■■■■■ ■■■■■■■■ ■■■■■■■■ ■■■■■■■■ ■■■■■ ■■■■■■■■ ■■■■■■■■■■ ■■■■■■ ■■■■■■■■■ ■■ ■■■■■■■■■■ ■■■■■■■ ■■■■ ■■■■■■■ ■■■■■■■■ ■■■ ■■■■■ ■■■■■■■■■■■ ■■■■■■■■ ■■■■■■ ■■■■■■■■■■■■■ ■■■■■■

[redacted] Integration can keep visual design and cosmetic development aligned; separately managed creative and manufacturing suppliers provide more direct control but require the buyer to manage the interfaces. Local-production commitments should wait until the North American footprint is reconciled.

Sources & Evidence

1. Our Products - THG
   - THG presents compressed and loose powders, blushes, bronzers, highlighters, lip products, and skincare-makeup hybrids alongside turnkey creative and packaging support. This supports an integrated color-cosmetic proposition, not independently proven product performance or patent superiority. ([thaiho.com](https://www.thaiho.com/our-products))
2. Our Services - THG
   - THG offers creative services, research and product development, turnkey supply, factory sourcing and audits, packaging, and assembly. It also describes production facilities spanning Taiwan, Shanghai, Japan, and Los Angeles; the North American reference requires reconciliation with its corporate-history wording. ([thaiho.com](https://www.thaiho.com/our-services))
3. Contact Us - THG
   - THG's contact structure identifies business entities and interfaces in Taiwan, Japan, and Shanghai. This supports regional commercial contact availability, without establishing the complete ownership perimeter or factory status of each location. ([thaiho.com](https://www.thaiho.com/contact-us))
4. Our Story - THG
   - THG's corporate history discusses establishing a North American manufacturing base and expanding North American research and manufacturing services prospectively. That wording differs from the services page's Los Angeles production claim; it does not settle which description reflects present execution. ([thaiho.com](https://www.thaiho.com/our-story))

24.39. PLZ Corp

PLZ Corp is a relevant development and manufacturing candidate for aerosol and non-aerosol personal-care programs. [redacted] The combination is useful to brands commissioning related products in different delivery formats, subject to site-specific acceptance.

[redacted] Its regulatory-support boundary is commercially important: it describes an in-house team addressing U.S. and Canadian requirements, but international support through third-party recommendations and information sharing under nondisclosure arrangements. An integrated North American supply relationship should therefore not be interpreted as a complete in-house regulatory service for every export destination.

Buyers should identify the personal-care execution site and assess the specific cosmetic or crossover pathway rather than infer suitability from PLZ's wider industrial portfolio. [redacted]

[redacted] The trade-off is a connected development, packaging, and logistics platform versus an additional external regulatory interface when the intended destination falls outside its stated in-house support scope.

Sources & Evidence

1. Cosmetic & Personal Care Product Manufacturing | PLZ Corp
   · PLZ's personal-care offering covers haircare, skincare, men's grooming, and textured-hair products, with development, manufacturing, packaging, and distribution services. Separate OTC and non-personal-care activities do not establish suitability for a particular cosmetic brief. ([plzcorp.com](https://www.plzcorp.com/personal-care/))
2. Personal Hair Care Products Manufacturer | PLZ Corp
   · PLZ lists shampoos, conditioners, dry shampoos, mousses, styling gels, and temporary hair-color products. This supports evaluating related haircare programs across formats, without asserting that every site can manufacture each product. ([plzcorp.com](https://www.plzcorp.com/personal-care/hair-care/))
3. Private Label Product Packaging Services | PLZ Corp
   · PLZ offers branded and private-label aerosol and liquid packaging services. This supports the multi-format packaging proposition, not unrestricted compatibility of every product, container, or factory. ([plzcorp.com](https://www.plzcorp.com/packaging/))
4. Technical Services - Product Research Services | PLZ Corp
   · PLZ offers custom and off-the-shelf formula development and label support. It describes in-house U.S. and Canadian regulatory expertise, while international support uses third-party recommendations and information sharing under nondisclosure arrangements. This directly supports the export-support qualification decision. ([plzcorp.com](https://www.plzcorp.com/technical-services/))
5. Building the Future of Personal Care | PLZ Corp
   · PLZ describes a unified personal-care organization drawing on several constituent businesses and broader specialty aerosol and liquid manufacturing resources across North America. This supports network access, not uniform capability or independently established performance advantages. ([plzcorp.com](https://www.plzcorp.com/blog/building-the-future-of-personal-care/))

24.40. VVF Limited

VVF Limited's cosmetics proposition combines concept-stage development with commissioned manufacture of personal-care products. Its stated portfolio includes bar and liquid soaps, shampoos, conditioners, creams and lotions, deodorant and antiperspirant sticks, mouthwashes, nail-product removers, and finished fragrances. [redacted]

The Mumbai-centered platform contains distinct operating entities and site capabilities. Published descriptions associate Daman with liquid personal care, Baddi with bar soaps and talcum powder, and Kansas City with soap products and deodorant or antiperspirant sticks. [redacted]

A multi-product commissioner should request an explicit product-to-site and counterparty allocation before consolidating work with VVF. This can reveal whether the proposed development, format, and packaging combination requires several execution interfaces. ■■■■■ ■■■■■■■■■■■■ ■■■■■■ ■■■■■■■■■■ ■■■■■■■ ■■■■■■■ ■■■■■■■■■■■■ ■■■■■■■■■■■ ■■■■■■■■■■■■ ■■■■■■■■■■■■ ■■■ ■■■ ■■■■■■■■■■■■■■■ ■■■■■■■■■■■ ■■■■■■ ■■■■ ■■■■■ ■■■■ ■■■■ ■■■ ■■■■■■■■■ ■■■■■ ■■■■■■■■ ■■■■■■■■■ ■■■■■■■ ■■■■■■ ■■■■■■ ■■■■■■■■■ ■■■■■■■■■■■■ ■■■■■ ■■■■ ■■■■■■■■■■■■■ ■■■ ■■■■■■■■ ■■■■■ ■■■■■■■■ ■■■■■■■■ ■■■ ■■■■■■■■■■ ■■ ■■■■■■■■■■■ ■■■■■■■■■■ ■■■ ■■■■■■■■■■■■■ ■■■■■■■■■■

Sources & Evidence

1. Businesses - Contract Manufacturing | VVF
   - VVF offers concept-stage product development and commissioned personal-care manufacturing for brands, private labels, and hotels. Its portfolio includes soap, haircare, skincare, deodorant and antiperspirant sticks, mouthwash, nail-product removers, and fragrances. These are company-stated product capabilities. ([vvfltd.com](https://www.vvfltd.com/contractmanufacturing.html))
2. About Us - Global Operations | VVF
   - VVF's operating directory identifies Mumbai headquarters, separate regional entities, liquid personal care at Daman, bar soaps and talcum powder at Baddi, and soap and deodorant-stick capabilities at Kansas City. It separately describes chemical trading and logistics operations. Product-to-site allocation is an analytical implication. ([vvfltd.com](https://www.vvfltd.com/location.html))

24.41. Orean

Orean offers a regional sourcing option for skincare and hair care brands seeking development support alongside UK and U.S. manufacturing. ■■■ ■■■■■■■■ ■■■■■■■ ■■■■■■■ ■■■■■■■■■■■■ ■■■■■■■■■ ■■■■■■■■■■■■ ■■■■■■■■■■ ■■■■■■■■ ■■■ ■■■■■■■■■■■■■ ■■■■ ■■■■■■■■■■■■■ ■■■■■■■■■■■■■■■ ■■■ ■■■■■■■■■■ ■■■■■■■■■■ ■■■■■■■■ ■■■■ ■■■■■■ ■■■■■■■■■■■■ ■■ ■■■■■■■ ■■■■■■■■■ ■■■■■■■■■ ■■■■ ■■■■■■■■■■■■ ■■■■ ■■■■■■ ■■■■■■■■■ ■■■■■■■■■■ ■■■■■■■■■■■■■■ Regional production is a credible capability to investigate, but the company's replication proposition should not be treated as independently demonstrated equivalence for every product.

Orean explicitly presents buyer ownership of jointly developed formulas, including the ability to transfer manufacturing, as part of its commercial model. ■■■■ ■■■■■■■■■■■ ■■ ■■■■■■■■ ■■ ■■■■■■ ■■■■■■■■■■■■ ■■■■■■■■ ■■■■ ■■■■■ ■■■■■■■■ ■■■■■■■■ ■■■■■■ ■■■■■■■■■■ ■■ ■■■■■■■■■ ■■■■■■ ■■■ ■■■■■■■■■ ■■■■■■■■■■■ ■■■■■■ ■■■■■■ ■■■■■■■■ ■■■■■■■■ ■■■■■■■■■■ ■■ ■■■■■ ■■■■■■■■■ ■■■■■ ■■■■■■■■■■ ■■■■■■■■■■■■■ ■■■■■■■■ ■■■■■■■■■■■■■■ ■■■■■■■■■■■■ ■■■ ■■■■■■■■■■■ ■■■■■■■■ ■■■■■■■■■■■ ■■■■■■■■■■■ ■■■■■■■■■■■ ■■■■■■■■ ■■■ ■■■■■■■■■ ■■■ ■■■■■■■■ ■■■■■■■■ ■■■■■■■■■■ ■■ ■■■■ ■■■ ■■■■■■■■ ■■■ ■■■■ ■■■■■■■■■ ■■■■■■■■■■■■■■■■ ■■ ■■■■■■■■■■ ■■ ■■■■■■■■■ ■■■■■■■■■■■■■ The regional route is most useful when the intended offering is accepted at both sites and the ownership commitment is reflected in the engagement agreement.

Sources & Evidence

1. Our Services - Orean Personal Care
   · Orean describes development, packaging, regulatory support, and manufacturing services, with full-service, directed-buying, and free-issue engagement options. Procurement flexibility is the supported premise for comparing delegated and retained sourcing responsibilities. ([weareorean.com](https://weareorean.com/services/))
2. Manufacturing Cosmetics in the UK and US - Orean Personal Care
   · Orean reports UK and U.S. manufacturing facilities, packaging flexibility, regional formulation support, and international shipping. Cross-site equivalence and independent corporate backup are not established by these supplier statements; the qualification implications are analytical. ([weareorean.com](https://weareorean.com/manufacturing-cosmetics-in-the-uk-and-us/))
3. Why Formula Ownership Matters: Understanding IP in Cosmetic Contract Manufacturing. - Orean Personal Care
   · Orean explicitly states that brands own formulas developed with it and may transfer manufacturing. Verifying contractual implementation and associated documentation access is a commercial implication, not a determination of an individual agreement. ([weareorean.com](https://weareorean.com/why-formula-ownership-matters-understanding-ip-in-cosmetic-contract-manufacturing/))

24.42. Herrco Cosmetics

[illegible] Dedicated account-management and development personnel provide a coordinated project interface. Herrco also offers its Fast Beauty route using established formulas, giving buyers an alternative when their brief can accommodate an existing development platform instead of fully bespoke work.

[illegible] Buyers should therefore confirm category acceptance, packaging responsibilities, warehouse arrangements, and the freight handoff before committing. Herrco's integrated model can reduce development coordination, but it is less suitable when the buyer primarily needs a transferable laboratory deliverable, a broad makeup portfolio, or supplier-managed international shipment.

Sources & Evidence

1. Frequently Asked Questions | Herrco Cosmetics
   · Herrco prefers full-service engagements, does not offer formulation-development-only work or conventional color cosmetics, allows certain tinted skincare products, and considers customer-supplied packaging. Its Fast Beauty offer uses established formulas. Foreign customers arrange shipment abroad while Herrco prepares export documents. ([herrco.co.uk](https://www.herrco.co.uk/faq.htm))

2. Cosmetics Formulation & Product Development | Herrco Cosmetics
   · Herrco describes bespoke development, ingredient and packaging sourcing, production, filling, labeling, and a dedicated account manager and development chemist. These services support the analysis of its coordinated full-service project interface. ([herrco.co.uk](https://www.herrco.co.uk/development.htm))
3. Manufacturing & Warehousing | Herrco Cosmetics
   · Herrco identifies manufacturing and finished-goods warehousing capabilities at its Halesworth operation. No quantitative capacity claim is used.
   ([herrco.co.uk](https://www.herrco.co.uk/manufacturing-and-warehousing.htm))

24.43. Chromavis

[redacted] Its Atelier service combines formulation and packaging customization for smaller brands, retailers, and entrepreneurs, while the Start-Up Studio adds brand-development and commercialization support. These interfaces give different commissioning buyers access to a specialist makeup platform, but accelerated-service positioning does not establish that an unrestricted bespoke brief will receive the same delivery commitment.

Execution reach must be distinguished from supplier independence. [redacted] Legal consolidation and engagement-specific access remain matters for verification rather than conclusions established by a portfolio map.

Sources & Evidence

1. Fareva in the world - Fareva
   · FAREVA lists Chromavis operations within its group network. Combined with Chromavis's executing-site disclosure, this supports verifying corporate diversification rather than assuming independence from different supplier names. Exact legal consolidation is not established by this location listing.
   ([fareva.com](https://www.fareva.com/en/group/fareva-in-the-world))
2. DISCOVER OUR COMPANY - Chromavis
   · Chromavis identifies powder, emulsion, and anhydrous capabilities at Offanengo and nail-product development and filling in Poland. Its location disclosure explicitly marks specified U.S. and French operations as FAREVA-operated. ([chromavis.com](https://www.chromavis.com/discover-our-company))
3. DISCOVER OUR PRODUCTS - Chromavis
   · Chromavis offers makeup solutions covering complexion, eyes, lips, and nails. This establishes its stated product specialization, not superior performance or universal site capability.
   ([chromavis.com](https://www.chromavis.com/discover-our-products))

4. Atelier & Start-up Studio
   · Chromavis's Atelier targets smaller brands, retailers, and entrepreneurs with formulation and packaging customization. Its Start-Up Studio offers branding, formulation, regulatory, and commercialization support. Accelerated positioning is a supplier proposition rather than a guarantee for every brief. ([chromavis.com](https://www.chromavis.com/atelier-startup-studio))

24.44. Twincraft Skincare

[redacted] The library route can reduce early development iteration when an existing platform matches the brief, but Twincraft expressly retains project-specific qualification requirements. Custom development remains an alternative for more distinctive aesthetic or textural requirements, with greater development uncertainty.

Twincraft's integration does not eliminate upstream dependencies or approval gates. [redacted] Consolidating formats with Twincraft can simplify supplier coordination, but buyers retain a need to manage product-specific approvals and externally sourced inputs.

Sources & Evidence

1. About Us
   · Twincraft identifies Vermont operations, second-generation Asch family ownership, and skincare, hair care, personal care, deodorant, and bar-soap capabilities. ([twincraft.com](https://www.twincraft.com/about-us))
2. Our Process
   · Twincraft offers library-based adaptation, custom formulation, existing-formula transfer, filling, and packaging. Its library route reduces early iteration but retains project-specific qualification; it describes custom development as less predictable. Development-route selection is an analytical implication of these distinctions. ([twincraft.com](https://www.twincraft.com/our-process))
3. FAQs
   · Twincraft describes externally sourced bar-soap bases, component and production-schedule dependencies, and mandatory internal regulatory review of artwork before production. These support the analysis of upstream continuity and continuing approval gates. ([twincraft.com](https://www.twincraft.com/faqs))

24.45. Lady Burd Exclusive Cosmetics, Inc.

Lady Burd Exclusive Cosmetics, Inc. offers catalog private-label products and custom formulation from its family-owned Farmingdale, New York, manufacturing operation. [redacted]

[redacted] The company's on-premises chemistry laboratory provides a separate route when a stock product does not meet the intended formulation or color brief.

The buyer's choice is therefore between adapting the presentation of an existing offering and commissioning a more differentiated product. [redacted] The catalog route is useful when branding and assortment are the principal differentiators; custom development is more appropriate when the product itself must depart from the available line.

Sources & Evidence

1. Private Label Cosmetic Manufacturer - Who Are We? - Lady Burd®
   - Lady Burd identifies itself as a family-owned Farmingdale manufacturer offering private-label products, custom formulas, custom colors, and label-design options. Its published product categories include face, eye, brow, lip, skincare, and personal-care offerings. ([ladyburd.com](https://www.ladyburd.com/about/))
2. Private Label Cosmetic Manufacturer - FAQs - Lady Burd®
   - Lady Burd provides on-premises custom formulation, accepts buyer-sourced packaging subject to machinery compatibility, and reports overseas shipping supported by an international sales department. Destination responsibility and formula-rights verification are analytical recommendations, not disclosed contract outcomes. ([ladyburd.com](https://www.ladyburd.com/faqs/))
3. Private Label Cosmetic Manufacturer - Why Lady Burd? - Lady Burd®
   - Lady Burd describes logo and label design and sourcing of custom packaging and ingredients for custom formulations. These complementary services support the distinction between branded presentation and product development. ([ladyburd.com](https://www.ladyburd.com/why-lady-burd/))

24.46.Dynamic Blending

Dynamic Blending combines formulation and manufacturing at its Vineyard, Utah, facility with packaging, labeling, and brand-design services. Its stated categories include skincare, hair care, lip care, and oral care, and it distinguishes catalog private labeling from custom contract development. [redacted]

Formula-release timing remains a material contracting uncertainty. Dynamic Blending's FAQ links full formula rights to specified commercial conditions, but elsewhere states that buyers can take a developed formula to another manufacturer without manufacturing with Dynamic Blending. [redacted]

[redacted]

Sources & Evidence

1. Quality Beauty & Cosmetic Manufacturing | Dynamic Blending
   · Dynamic Blending describes collocated formulation and manufacturing, filling, labeling, and branding support. Its facility address identifies Vineyard, Utah. These are supplier-reported operational capabilities, not independently established delivery outcomes. ([dynamicblending.com](https://dynamicblending.com/manufacturing/))
2. FAQ | Dynamic Blending
   · Dynamic Blending's FAQ identifies partner-provided fulfillment. It both conditions full formula rights on specified commercial requirements and states elsewhere that developed formulas may be taken to another manufacturer without manufacturing with Dynamic Blending. This inconsistency supports an unresolved release-condition finding. ([dynamicblending.com](https://dynamicblending.com/faq/))
3. Private Label vs Contract Manufacturer | Dynamic Blending
   · Dynamic Blending distinguishes catalog private labeling, generally retaining supplier formula IP, from custom contract development with buyer product control. That distinction does not settle project-specific release conditions. ([dynamicblending.com](https://dynamicblending.com/private-label/))
4. Choosing Contract Manufacturing: Ownership, Experience, Cost | Dynamic Blending
   · Dynamic Blending's ownership discussion distinguishes customer formula rights from ownership of its laboratory and manufacturing processes and describes skincare, hair care, lip care, and oral-care experience. This general statement does not establish the terms of a particular development agreement. ([dynamicblending.com](https://dynamicblending.com/2021/xx.xx/xx.xx/choosing-contract-manufacturing-ownership-experience-cost/))

24.47. Royal Labs Natural Cosmetics, Inc.

Royal Labs Natural Cosmetics, Inc. presents a family-owned, Johns Island, South Carolina, platform combining custom development, private-label offerings, manufacturing, filling, and packaging. [redacted] It is not independent evidence of clinical effectiveness or universal user acceptance, and buyers should establish whether the proposed product and evaluation deliverables fit their brief.

[redacted] Customer-supplied packaging is also subject to compatibility acceptance. Royal Labs is a candidate when a buyer needs professional-use feedback linked to integrated development and production; the trade-off is consolidated coordination rather than independently selected development, evaluation, and manufacturing providers.

Sources & Evidence

1. Cosmetics, Body Care, and Personal Care Products - USDA Agricultural Marketing Service
   • USDA explains that eligible cosmetic and personal-care products must meet applicable National Organic Program requirements and that the relevant ingredient, handling, and finished-product manufacturing operations require certification. This supports product-specific verification rather than reliance on a supplier's general organic positioning. ([ams.usda.gov](https://www.ams.usda.gov/grades-standards/cosmetics-body-care-and-personal-care-products))
2. Quality & Certifications - Royal Labs - Royal Labs Natural Cosmetics, Inc.
   • Royal Labs describes family-owned development and manufacturing, filling and packaging, and USDA organic capabilities at its Johns Island operation. These statements establish its offered services, not certification of every commissioned finished product. ([royallabs.com](https://royallabs.com/pages/quality))
3. Capabilities & Innovation - Royal Labs - Royal Labs Natural Cosmetics, Inc.
   • Royal Labs combines development, private labeling, manufacturing, filling, and packaging and describes its on-campus Aroma Bella spa as supporting professional-use evaluation of selected formulations. Relevance to sensory briefs is an inference; independent clinical effectiveness is not established. ([royallabs.com](https://royallabs.com/pages/capabilities))
4. FAQ - Working with Royal Labs - Royal Labs Natural Cosmetics, Inc.
   • Royal Labs evaluates customer-supplied packaging for compatibility and reviews qualifying OTC engagements individually. It offers regulatory-documentation assistance and describes qualifying certified-organic development capabilities. ([royallabs.com](https://royallabs.com/pages/faq))

24.48.Accupac

Accupac's ODM-relevant development capability is organized through Cobalt Labs, a division offering custom development and adaptation from a formula library. Its commercial platform connects these services with material and component procurement, manufacturing, filling, packaging, and shipping. ▪▪▪ ▪▪▪▪▪▪▪▪▪ ▪▪▪▪▪▪▪ ▪▪▪▪▪▪▪▪▪▪▪▪ ▪▪▪▪▪▪▪▪▪ ▪▪▪▪▪▪▪ ▪▪▪ ▪▪▪▪▪▪▪▪▪ ▪▪▪▪▪▪ ▪▪▪▪▪▪▪▪▪ ▪▪▪▪ ▪▪▪▪▪ ▪▪▪▪▪▪▪▪ ▪▪▪▪▪ ▪▪▪▪ ▪▪▪▪▪ ▪▪▪ ▪▪▪▪▪▪▪▪ ▪▪▪▪▪▪▪▪▪ ▪▪▪▪▪▪▪▪▪▪ ▪▪▪▪▪▪▪▪▪▪ ▪▪▪▪▪▪▪▪▪▪▪▪▪ ▪▪▪ ▪▪▪▪▪▪▪▪▪ ▪▪▪ ▪▪▪▪▪▪▪ ▪▪▪ ▪▪▪▪▪▪▪▪▪▪ ▪▪▪▪ ▪▪▪▪▪▪▪▪▪▪▪▪▪ ▪▪▪ ▪▪▪▪▪▪▪▪▪▪ ▪▪▪▪▪▪▪▪▪▪▪ ▪▪▪▪▪▪▪▪▪▪▪ ▪▪▪▪▪▪▪▪▪▪▪▪▪▪ ▪▪▪ ▪▪▪▪▪▪▪▪▪▪ ▪▪▪▪▪▪▪▪▪ ▪▪▪ ▪▪▪▪▪▪▪▪▪▪▪ ▪▪▪▪▪▪▪▪▪▪▪ ▪▪▪▪▪▪ ▪▪▪▪▪▪ ▪▪▪ ▪▪▪▪▪ ▪▪▪ ▪▪▪▪▪▪ ▪▪▪▪▪▪▪▪▪ ▪▪ ▪▪▪▪▪▪▪▪▪▪▪▪▪▪▪ ▪▪▪▪▪▪▪▪▪▪ ▪▪▪▪▪▪

▪▪▪▪▪▪ ▪▪▪▪ ▪▪▪▪ ▪▪▪▪▪▪▪▪▪ ▪▪▪▪▪▪▪ ▪ ▪▪▪▪▪▪▪ ▪▪ ▪▪▪▪▪▪▪▪▪▪▪ ▪▪▪▪▪▪▪▪▪▪▪▪▪ ▪▪▪▪▪▪▪ ▪▪▪ ▪▪▪▪▪▪ ▪▪▪▪▪▪▪▪▪ ▪▪▪▪ ▪▪▪▪▪ ▪▪▪▪▪▪▪▪ ▪▪▪▪▪▪ ▪▪ ▪▪▪▪▪▪▪▪▪▪▪▪▪ ▪▪▪▪▪▪▪▪▪▪▪▪▪ ▪▪▪ ▪▪▪▪ ▪▪▪ ▪▪▪▪▪▪▪▪▪ ▪▪▪▪▪▪▪▪▪▪▪ ▪▪▪▪▪▪▪▪ ▪▪▪▪▪▪▪▪▪ ▪▪ ▪▪▪▪ ▪▪▪▪▪▪ ▪▪▪▪ ▪▪ ▪▪▪▪▪▪▪▪▪▪▪ ▪▪▪▪▪▪▪▪▪▪▪ ▪▪ ▪▪▪▪▪▪▪▪ ▪▪▪▪▪▪ ▪▪▪▪▪▪▪▪▪▪▪▪▪ ▪ ▪▪▪▪▪▪ ▪▪ ▪▪▪▪▪▪▪▪ ▪▪▪▪▪▪▪ ▪▪▪▪▪▪ ▪▪▪▪▪▪▪▪ ▪▪▪ ▪▪▪▪▪▪ ▪▪▪▪▪▪▪▪▪▪▪ ▪▪▪ ▪▪▪▪▪▪▪▪▪▪▪▪▪ ▪▪▪▪▪▪▪▪ ▪▪▪▪▪▪ ▪▪▪▪▪▪▪▪▪▪ ▪▪▪▪▪▪▪▪▪▪▪▪▪▪ ▪▪▪▪▪▪▪▪▪ ▪▪▪▪▪▪▪▪▪▪▪ ▪▪▪▪▪▪ ▪▪▪ ▪▪▪▪▪▪▪▪▪▪▪ ▪▪▪ ▪▪▪▪▪▪▪ ▪▪ ▪▪▪▪▪▪▪▪▪▪▪▪▪▪ Accupac's tube, bottle, jar, and packout capabilities can support a coordinated packaged-supply engagement when the intended configuration is accepted. The benefit is fewer commercial interfaces; the counterforce is the need for visibility into execution partners and product-specific acceptance within a broader beauty and healthcare portfolio.

Sources & Evidence

1. Innovation | accupac
   · Accupac identifies Cobalt Labs as its development division, offering custom and library-based options and centrally managing laboratories, plants, and supply partners. It connects development with procurement, manufacturing, filling, packaging, and shipping and identifies distinct functions at Mainland, Lakewood, and Souderton. ([accupac.com](https://www.accupac.com/innovation/))
2. Capabilities | accupac
   · Accupac emphasizes liquid and emulsion capabilities across cosmetic and crossover product categories and describes tube, bottle, jar, labeling, and packout options. Configuration-specific acceptance and visibility into execution partners are commercial implications, not universal capability conclusions. ([accupac.com](https://www.accupac.com/our-capabilities/))

24.49.Cohere Beauty

[redacted] Contract Filling's stated specialization in fragrances and deodorant sticks adds a distinct capability within that network. For a brand commissioning several personal-care formats, this creates an alternative to coordinating separate development and packaging suppliers.

The network should not be treated as automatically interchangeable manufacturing capacity. [redacted] A category specialist remains preferable when its documented capability fits the brief more closely than the proposed Cohere location.

Sources & Evidence

1. About Cohere Beauty
   · Cohere identifies Marianna Beauty in Omaha, Nebraska; Contract Filling Inc. in Cedar Grove, New Jersey; and Arizona Natural Resources in Phoenix, Arizona. Contract Filling is described as specializing in fragrances and deodorant sticks. These location-specific descriptions support qualification by executing site rather than assumed interchangeability. ([coherebeauty.com](https://coherebeauty.com/about-us/))
2. What We Do at Cohere Beauty
   · Cohere advertises customizable formulations, custom development, haircare, skincare, bodycare and fragrance capabilities, packaging sourcing, filling and assembly, regulatory support, and product-renovation and transfer services. Reduced buyer interfaces are a conditional commercial implication, not a demonstrated performance outcome. ([coherebeauty.com](https://www.coherebeauty.com/what-we-do/))

24.50. McKenna Labs, Inc.

McKenna Labs, Inc. provides a Fullerton, California development-and-manufacturing option for liquid and semisolid personal-care briefs. Its published capabilities combine in-house development, regulatory and quality functions, filling, labeling, warehousing, and shipping. ▪▪▪▪▪▪ ▪▪▪▪▪▪▪ ▪▪▪ ▪▪▪▪▪▪▪ ▪▪▪▪▪▪▪▪ ▪▪▪▪▪▪▪▪ ▪▪▪▪▪▪▪▪ ▪▪▪▪▪ ▪▪▪ ▪▪▪▪▪▪ ▪▪▪▪▪▪▪▪ ▪▪ ▪▪▪▪▪▪▪▪ ▪▪▪▪▪▪ ▪▪▪ ▪▪▪▪▪▪▪ ▪▪▪▪▪▪ ▪▪▪▪ ▪▪▪▪▪▪▪▪▪▪ ▪▪ ▪▪▪▪▪▪▪▪ ▪▪ ▪▪▪▪▪▪ ▪▪▪▪▪▪▪ ▪ ▪▪▪▪▪▪▪▪▪▪▪▪ ▪▪▪▪▪▪▪▪▪▪▪ ▪▪▪▪ ▪▪▪▪▪▪▪▪ ▪▪▪▪▪▪▪ ▪▪▪▪▪▪▪▪▪▪▪ ▪▪▪▪▪▪ ▪▪▪▪ ▪ ▪▪▪▪▪▪▪▪▪▪▪▪▪▪▪ ▪▪▪▪▪▪▪▪▪▪ ▪▪▪▪▪▪▪▪ ▪▪ ▪ ▪▪▪▪▪▪▪▪▪▪ ▪▪▪▪▪▪▪ ▪▪▪▪▪▪▪ ▪▪▪▪▪▪▪▪▪

A commercially important distinction is McKenna's willingness to negotiate a formula-ownership agreement. ▪▪▪▪▪▪ ▪▪▪▪▪▪▪▪▪ ▪▪▪▪▪▪▪ ▪▪ ▪ ▪▪▪▪▪▪▪▪▪ ▪▪▪▪▪▪▪▪▪▪▪ ▪▪▪▪▪▪ ▪▪▪▪▪▪▪ ▪▪▪ ▪▪▪▪▪▪ ▪▪▪▪▪▪▪▪▪ ▪▪▪ ▪▪▪▪▪▪▪▪▪▪ ▪▪▪▪▪▪▪ ▪▪▪▪▪▪▪▪ ▪▪▪▪▪▪▪▪▪▪▪▪ ▪▪▪ ▪▪▪▪▪▪▪▪▪▪▪ ▪▪ ▪▪ ▪▪▪▪▪▪▪▪▪ ▪▪▪▪ ▪▪▪ ▪▪▪▪▪▪▪▪▪ ▪▪▪ ▪▪▪▪▪▪ ▪▪ ▪ ▪▪▪▪▪▪▪▪▪▪ ▪▪▪▪▪▪▪▪▪ ▪▪▪▪▪▪▪ ▪▪▪▪▪▪▪▪ ▪▪▪▪▪▪▪▪▪ ▪▪▪▪▪▪ ▪▪▪▪ ▪▪▪ ▪▪▪▪▪▪▪▪▪▪▪▪ ▪▪▪▪▪▪▪▪▪▪ ▪▪▪ ▪▪▪▪▪▪▪ ▪▪ ▪▪▪▪▪▪▪▪▪▪ ▪▪▪▪▪▪▪▪▪▪ ▪▪▪▪▪▪▪▪▪▪▪ ▪▪▪▪▪▪▪▪▪▪ ▪▪▪▪ ▪▪▪ ▪▪▪▪▪▪ ▪▪▪▪▪▪▪▪ ▪▪▪▪▪▪▪ ▪▪▪▪ ▪▪▪▪▪ ▪▪▪▪▪▪▪▪ ▪▪▪▪▪▪▪▪▪▪ ▪▪ ▪ ▪▪▪▪▪▪▪▪ ▪▪▪▪▪▪▪▪▪▪▪▪ Integrated services simplify coordination, but they do not remove dependence on the agreed rights and material-availability conditions.

Sources & Evidence

1. Our Company - McKenna Labs Inc.
   · McKenna identifies itself as a personal-care contract manufacturer in Fullerton, California and describes technical, innovation, and regulatory support. ([mckennalabs.com](https://www.mckennalabs.com/about-us/our-company))
2. Facility & Capabilities - McKenna Labs Inc.
   · McKenna lists on-site development, regulatory, quality, filling, labeling, warehousing, and shipping functions. Its described filling coverage includes liquids, gels, and creams in bottles, tubes, and airless pumps. ([mckennalabs.com](https://www.mckennalabs.com/facility-capabilities))
3. Frequently Asked Questions - McKenna Labs Inc.
   · McKenna states that it can negotiate a formula-ownership agreement and that manufacturing timing depends on the longest-lead ingredient and arrival of materials and components. The need to inspect actual rights and transfer deliverables is an analytical implication of the agreement-based offer. ([mckennalabs.com](https://www.mckennalabs.com/faq))

24.51. Radical Cosmetics

Radical Cosmetics combines color-cosmetics and skincare development with manufacturing at its Fort Pierce, Florida location. Its contract offering includes existing-formula manufacture, supplier formulations, custom development, and color matching. ▪▪▪▪▪▪▪▪▪ ▪▪▪▪▪▪▪▪▪▪ ▪▪▪▪▪▪▪ ▪▪▪▪▪▪▪ ▪▪▪ ▪▪▪▪▪ ▪▪▪▪▪▪ ▪▪▪▪▪▪▪▪ ▪▪▪▪▪▪▪▪▪▪▪ ▪▪▪ ▪▪▪▪▪▪▪▪▪ ▪▪▪ ▪▪▪▪▪▪▪▪▪ ▪▪▪▪▪▪▪▪ ▪▪▪▪▪▪▪▪▪ ▪▪▪▪▪▪▪▪▪ ▪▪▪▪▪ ▪▪▪▪▪▪▪▪▪ ▪▪▪ ▪▪▪▪▪▪▪ ▪▪▪▪▪▪▪▪▪ ▪▪▪▪▪ ▪▪▪▪▪▪▪▪▪ ▪▪▪ ▪▪▪▪▪▪▪▪▪ ▪▪▪ ▪▪▪▪▪▪▪▪▪ ▪▪▪ ▪▪▪▪▪▪▪▪▪▪▪ ▪▪ ▪▪▪▪▪▪▪▪ ▪▪ ▪▪▪▪▪▪ ▪▪▪▪ ▪▪▪▪▪ ▪▪▪▪▪ ▪▪▪▪▪▪▪▪▪▪▪ ▪▪▪ ▪▪▪▪▪▪▪▪ ▪▪▪▪▪▪▪▪ ▪▪▪▪▪▪ ▪▪▪ ▪▪▪▪▪▪▪▪▪▪ ▪▪▪▪▪▪▪▪▪▪▪▪▪

Private-label purchasing and custom contract manufacturing have different completion boundaries. ▪▪▪▪▪▪▪▪▪ ▪▪▪ ▪▪▪▪▪▪ ▪▪▪▪ ▪▪▪ ▪▪▪▪▪▪▪▪▪▪▪▪ ▪▪▪▪▪▪▪▪ ▪▪▪▪ ▪▪▪ ▪▪▪▪▪▪▪▪

[redacted] Catalog adoption reduces original-development work while leaving the buyer responsible for any excluded finishing interface.

Sources & Evidence

1. Private Label Makeup Product Manufacturers | Radical Cosmetics
   · Radical advertises custom development, supplier formulations, existing-formula manufacture, color matching, makeup and skincare categories, and filling and packing in jars, bottles, and tubes. Its contract services include labeling, kit assembly, and pack-outs. ([radicalcosmetics.com](https://radicalcosmetics.com/contract-manufacturing/))
2. Cosmetic Manufacturing FAQs | Radical Cosmetics
   · Radical's FAQ locates its headquarters and manufacturing together in Fort Pierce, Florida. It states that private-label personalization printing and creative services are not provided, while vendor referrals are available; contract-project labeling and assembly are described separately. ([radicalcosmetics.com](https://radicalcosmetics.com/faq/))

24.52. Columbia Cosmetics

Columbia Cosmetics requires a qualification-first assessment for drug-and-cosmetic crossover briefs. FDA identifies Columbia Cosmetics Manufacturing Inc. in San Leandro, California. [redacted]

[redacted] FDA registration or product listing does not establish approval. Columbia's present suitability for those engagements remains unverified: the historical letter establishes neither continuing noncompliance nor completed remediation, and does not establish current design-service coverage.

Sources & Evidence

1. Registration & Listing of Cosmetic Product Facilities and Products | FDA
   · FDA states that cosmetic facility registration and product listing do not indicate approval of a facility or its cosmetic products. This supports separating Columbia's manufacturing identity from engagement-specific qualification; it does not establish Columbia's actual registration status. ([fda.gov](https://www.fda.gov/cosmetics/registration-listing-cosmetic-product-facilities-and-products))

2. Columbia Cosmetics Manufacturing Inc. - 710885 - 09/11/2025 | FDA
   · FDA's September xx.xx 2025 letter identifies Columbia Cosmetics Manufacturing Inc. in San Leandro, California, documents finished-pharmaceutical CGMP violations, and separately addresses cosmetic obligations. It does not establish the company's present development-service coverage or subsequent remediation disposition.
   ([fda.gov](https://www.fda.gov/inspections-compliance-enforcement-and-criminal-investigations/warning-letters/columbia-cosmetics-manufacturing-inc-xx.xx-xx.xx))

24.53. Cosmetic Group USA

[illegible] Buyers coordinating makeup and skincare can therefore evaluate a combined development relationship rather than assume that separate category suppliers are necessary. The intended destination deliverables and product-specific acceptance requirements should nevertheless be specified; access to regulatory staff is not a guarantee of market authorization.

Ownership developments introduce a separate customer-access question. [illegible] Buyers should seek written continuity assurances rather than infer either unrestricted availability or exclusion from the reported acquisition; its exact legal closing date is not established here.

Sources & Evidence

1. About - Cosmetic Group USA
   · Cosmetic Group USA describes formula design, package selection, production, and assembly at its Los Angeles, California factory. Its materials continue to present services to commissioning brands; they do not establish project availability or external-customer allocation.
   ([cosmeticgroupusa.com](https://www.cosmeticgroupusa.com/about/))
2. R+D Lab - Cosmetic Group USA
   · Cosmetic Group USA identifies color-development and skin-science labs, shade-extension support, destination-tailored development, and assistance supplying overseas registration paperwork. These are company-described services, not independently established authorization outcomes.
   ([cosmeticgroupusa.com](https://www.cosmeticgroupusa.com/rd-lab/))
3. PharmaResearch Accelerates REJURAN Cosmetics Expansion Across North and South America with Planned Acquisition of CG USA
   · PharmaResearch's July xx.xx 2026 company announcement states that an agreement to acquire Cosmetic Group USA was signed on June xx.xx 2026. The announcement describes a planned acquisition and a U.S. production strategy for REJURAN Cosmetics, not a completed legal transfer.
   ([prnewswire.com](https://www.prnewswire.com/news-releases/pharmaresearch-accelerates-rejuran-cosmetics-expansion-across-north-and-south-america-with-planned-acquisition-of-cg-usa-xx.xx.html))

4. PharmaResearch Signs MOU with Chinese Cosmetics Company CCM, Strengthening Cosmetics Localization Strategy Centered on G2 Countries
   · PharmaResearch's September xx.xx 2026 communication refers to the CG USA acquisition and describes it as supporting its U.S. local production base. It does not specify the exact legal closing date or contractual allocation of manufacturing resources to external customers. ([pharmaresearch.com](https://www.pharmaresearch.com/en/press/view.html?idx=xx.xx))

24.54. Diamond Wipes International

Diamond Wipes International offers format-specific development and manufacturing for facial cleansing, makeup removal, toning, and other cosmetic-bearing wipes. ■■■ ■■■■■■■■■ ■■■■■■■■ ■■■■■■■■ ■■■■■■■ ■■■ ■■■■■■ ■■■■■■■■■■■■ ■■■■ ■■■■■■■■■ ■■■■■■■■■■ ■■■■■■■■■ ■■■■■■■ ■■■■■■■■ ■■■■■■■■■■ ■■■■■■■■■■ ■■■■■ ■■■■■■■ ■■■ ■■■■■■■■■■■■ ■■■■■ ■■■■■■■■■■ ■■■■■■■■■■ ■■ ■■■■■■ ■■■■■■■■■■ ■■■ ■■■■■■■■■ ■■■■■■■■■■ ■■■ ■■■■■■ ■■■ ■■■■■■■■ ■■■■■■■■■■■■■■■ ■■■ ■■■■■■■■■■■■ ■■ ■■■■■■■■■■■■ ■■ ■■■ ■■■■■■■■ ■■■■■ ■■■ ■■■■■■■■■ ■■■ ■■■■■■■■ ■■■■■■■■ ■■■■■■ ■■■■ ■■■■■■■■ ■■ ■ ■■■■■■■■■■ ■■■■■■■■■■■■■ Buyers should qualify the proposed formula, substrate, package, and executing site together instead of extrapolating wipe capabilities to unrelated cosmetic formats.

■■■■■■■■■ ■■■■■■■■■■■■■ ■■ ■■■■ ■ ■■■■■■■■■■ ■■■■■■■■■■■ ■■ ■■■■■■ ■■■ ■■■■■■ ■■■ ■■■■■■■■ ■■■■■■■■ ■■■■■■ ■■■■■■■■■■ ■■■■■■■■■ ■ ■■■■■■ ■■ ■■■■■■■■■■■■■■■■■■■■■■ ■■ ■■■■ ■■■■ ■■■■■■■■ ■■■■■■ ■■■■■ ■■■■■■■■ ■■■ ■■■■■■■■■ ■■■■■■■■ ■■■■■■ ■■■■■■■■■ ■■■■■■■■■■■■■■■ ■■■■■■■■■■■ ■■■■ ■■■ ■ ■■■■■■■■■■■■■■■■■ ■■■■■■■■■■■■■■■ ■■■■■■■■■■ ■■■■■■ ■■■ ■ ■■■■■■ ■■ ■■■■■■■■ ■■■■■■■■■■ ■■■■■ ■■■■■■■■■■■ Commissioners of crossover wipes should expressly allocate product-specific packaging compliance and approval responsibilities. The supplier's integrated packaging offering remains relevant, but should be assessed against the actual product requirements rather than accepted as an assurance that every protective-packaging obligation is covered.

Sources & Evidence

1. Custom Wipes Formulation & 300+ Formula Library | Diamond Wipes
   · Diamond Wipes describes catalog and custom formulation services for cosmetic cleansing, makeup removal, toning, and skin-conditioning wipes, with development and manufacture identified in Chino, California and Fredonia, Wisconsin. ([diamondwipes.com](https://diamondwipes.com/pages/formulas))
2. Private Label Wet Wipes for Retailers & Brands | Diamond Wipes
   · Diamond's retailer private-label offering includes formulation selection or custom development, substrate selection, packaging formats, design and print management, label review, and fulfillment. Coordinated formula-substrate-package qualification is a commercial implication of this bundled offering. ([diamondwipes.com](https://diamondwipes.com/pages/private-label-retail))
3. Diamond Wipes International Recalls MD Wipe Outz Numbing Tattoo Wipes Due to Risk of Serious Injury or Death from Child Poisoning; Violate Mandatory Standard for Child-Resistant Packaging
   · CPSC's August xx.xx 2026 recall identifies Diamond Wipes as the manufacturer of MD Wipe Outz Numbing Tattoo Wipes and states that the lidocaine product lacked required child-resistant packaging. The notice concerns that named product, not cosmetic cleansing wipes generally. ([cpsc.gov](https://www.cpsc.gov/Recalls/2026/Diamond-Wipes-International-Recalls-MD-Wipe-Outz-Numbing-Tattoo-Wipes-Due-to-Risk-of-Serious-Injury-or-Death-from-Child-Poisoning-Violate-Mandatory-Standard-for-Child-Resistant-Packaging))

24.55. RainShadow Labs

RainShadow Labs provides catalog, adapted, and custom personal-care development from St. Helens, Oregon, with offerings in skin, body, and hair care. ▪▪ ▪▪▪▪▪▪▪▪▪ ▪▪▪▪▪▪▪▪ ▪▪▪▪▪▪▪▪▪▪▪▪ ▪▪▪▪▪▪▪▪▪▪▪▪▪ ▪▪▪▪▪▪▪ ▪▪▪▪▪▪▪▪▪ ▪▪▪▪▪▪▪▪ ▪▪▪▪▪▪▪▪ ▪▪▪ ▪▪▪▪▪▪▪▪ ▪▪▪▪▪▪▪▪ ▪▪▪▪▪▪▪ ▪▪▪▪▪▪ ▪▪▪▪▪▪ ▪▪▪ ▪▪▪▪▪▪▪▪▪▪▪▪ ▪▪▪▪▪▪▪▪▪ ▪▪▪▪ ▪▪ ▪▪▪▪ ▪▪▪ ▪▪▪▪▪▪▪▪ ▪▪▪▪▪ ▪▪▪▪▪▪▪▪▪▪▪▪ ▪▪▪▪ ▪ ▪▪▪▪▪▪▪▪▪▪▪▪ ▪▪▪▪▪▪ ▪▪▪▪▪▪▪▪ ▪ ▪▪▪▪▪ ▪▪ ▪ ▪▪▪▪▪▪▪▪ ▪▪▪▪▪▪▪▪▪▪ ▪▪▪▪▪ ▪▪▪▪▪▪▪▪ ▪▪▪▪▪▪▪▪▪▪ ▪▪ ▪▪ ▪▪▪▪▪▪▪▪▪▪ ▪▪▪ ▪▪▪ ▪▪▪▪▪▪▪▪▪▪▪▪▪ ▪▪▪▪▪▪▪▪▪▪ The choice between an existing offering and custom development should follow the required product distinction, not an assumption that a salon-branded product needs a new formula.

▪▪▪▪▪▪▪▪▪ ▪▪▪▪▪▪▪▪▪▪▪ ▪▪ ▪ ▪▪▪▪▪▪▪▪ ▪▪▪▪▪▪▪▪▪▪▪ ▪▪▪▪▪▪▪▪▪ ▪▪▪▪▪▪▪▪ ▪▪▪▪▪▪▪▪▪▪▪▪ ▪▪▪▪▪ ▪▪▪▪▪▪▪▪ ▪▪▪▪▪▪▪▪▪▪▪ ▪▪▪▪▪▪▪▪ ▪▪▪▪▪▪▪▪▪ ▪▪▪ ▪▪▪▪▪ ▪▪▪▪▪▪▪▪▪▪▪ ▪▪▪▪▪▪▪▪ ▪▪▪ ▪▪▪ ▪▪▪▪▪▪ ▪▪▪▪ ▪▪ ▪▪▪▪ ▪▪▪ ▪▪▪▪▪▪ ▪▪▪▪▪▪▪▪▪ ▪▪ ▪▪▪▪▪▪▪▪▪▪ ▪▪▪ ▪▪▪▪▪▪▪ ▪▪▪▪▪▪▪▪▪ ▪▪▪▪▪▪▪ ▪▪▪▪▪▪▪▪ ▪▪▪ ▪▪▪ ▪▪▪▪ ▪▪▪▪▪▪ ▪▪▪▪▪▪▪▪▪ ▪▪▪▪▪▪▪▪ ▪▪ ▪▪▪▪▪▪▪▪▪▪▪▪▪ ▪▪▪▪▪ ▪▪▪▪▪▪ ▪▪▪▪ ▪ ▪▪▪▪▪▪▪▪▪▪▪▪ ▪▪▪▪▪▪▪ ▪▪▪▪▪▪▪▪ ▪▪▪▪▪▪ ▪▪▪▪▪▪ ▪▪▪▪▪▪▪▪▪ ▪▪▪▪▪▪ ▪ ▪▪▪▪▪▪▪ ▪▪▪▪▪▪▪▪▪▪▪▪▪ ▪▪▪▪▪▪▪▪ ▪▪▪▪▪▪ ▪▪▪ ▪▪▪▪▪▪▪▪▪ ▪▪▪▪▪▪▪▪▪▪ ▪▪▪▪▪▪▪▪ ▪▪▪▪▪▪▪▪▪▪▪▪▪▪ ▪▪▪ ▪▪▪▪▪▪▪ ▪▪▪▪▪▪ RainShadow is a more defensible fit when the buyer can manage packaging procurement or has a qualified packaging partner. A broader turnkey provider may be preferable when that capability is missing, unless RainShadow expressly contracts to provide the additional support.

Sources & Evidence

1. About RainShadow Labs | Skincare Manufacturing Since 1983
   · RainShadow identifies its St. Helens, Oregon operation, skin, body and hair-care offerings, private-label and custom development, internal development and quality functions, filling, shipping, and professional beauty customers. Its broad description also mentions packaging and label procurement support. ([rainshadowlabs.com](https://www.rainshadowlabs.com/pages/about-us))
2. Frequently Asked Questions | RainShadow Labs
   · RainShadow's FAQ describes stock and adapted offerings, states that it does not provide packaging or components, and limits packaging storage to relevant customer orders. These specific terms constrain reliance on broader procurement language unless a written engagement provides additional support. ([rainshadowlabs.com](https://www.rainshadowlabs.com/pages/faq))

24.56. Nutrix

▪▪▪▪▪▪ ▪▪▪▪▪▪▪▪ ▪▪▪▪▪▪▪▪▪▪▪ ▪▪▪▪▪▪▪▪▪▪ ▪▪▪ ▪▪▪▪▪▪▪▪ ▪▪▪▪▪▪▪▪▪▪▪ ▪▪ ▪▪▪▪ ▪▪▪▪▪ ▪▪▪▪▪ ▪▪▪▪▪ ▪▪▪▪ ▪▪▪▪▪▪▪▪ ▪▪▪ ▪▪▪▪▪▪ ▪▪▪▪▪▪▪▪ ▪▪▪▪▪▪ ▪▪▪▪▪▪▪▪▪ ▪▪▪▪ ▪▪▪▪▪ ▪▪▪▪ ▪▪▪▪▪▪ ▪▪▪ ▪▪▪▪ ▪▪▪▪▪ ▪▪▪ ▪▪▪▪▪▪▪▪▪ ▪▪▪▪▪ ▪▪▪▪▪▪▪▪ ▪▪▪▪▪▪▪▪ ▪▪▪▪▪▪▪▪ ▪▪▪▪▪▪▪▪▪ ▪▪▪▪▪▪▪▪▪▪▪▪▪ ▪▪▪▪▪▪▪▪▪▪ ▪▪▪ ▪▪▪▪▪▪▪▪▪▪ ▪▪▪▪ ▪▪▪▪▪▪▪▪ ▪▪▪▪▪▪▪▪▪▪ ▪▪▪ ▪▪▪▪▪▪▪▪ ▪▪▪▪▪▪▪▪▪▪▪ This breadth is relevant to commissioners assembling a personal-care range that includes oral care, but the proposed product and package still require their own acceptance criteria. Corporate category breadth should not be treated as proof that one engagement covers every formulation, claim, or destination.

The development-service menu makes scope selection commercially important. ▪▪▪▪▪▪▪▪ ▪▪▪▪▪▪ ▪▪ ▪▪▪▪▪ ▪▪▪▪▪▪▪▪ ▪▪▪▪▪▪▪ ▪▪▪ ▪▪▪▪▪▪▪ ▪▪ ▪▪▪▪▪▪▪▪▪▪ ▪▪▪▪▪▪▪▪▪▪▪▪▪▪▪ ▪▪▪▪▪▪▪▪▪▪ ▪▪▪ ▪▪▪▪▪▪▪▪▪▪ ▪▪▪▪▪▪▪▪▪▪ ▪▪▪▪▪▪▪▪ ▪▪▪ ▪▪▪▪▪▪ ▪▪▪▪▪▪▪▪▪▪▪ ▪▪▪ ▪▪▪▪ ▪▪▪▪ ▪▪▪▪▪▪▪▪ ▪

[redacted] A narrower package can preserve buyer control when internal capabilities cover the remaining work; it is unsuitable when the commissioner expects comprehensive completion but has not assigned the excluded responsibilities.

Sources & Evidence

1. Cosmetic Contract Manufacturer in USA | Nutrix
   · Nutrix identifies manufacture in Salt Lake City, Utah, custom and private-label options in skincare, hair care, body care and oral care, and filling, packaging, and shipping assistance. Published examples include creams, serums, shampoos, conditioners, toothpaste, and mouthwash. ([nutrixusa.com](https://www.nutrixusa.com/contract-manufacturing/))
2. Cosmetic Products Manufacturer | Cosmetics Formulation & Product Development
   · Nutrix describes adaptation and custom development through service packages with differing revision and packaging-design coverage. Additional evaluation services are listed separately, and the menu includes a customer-responsibility caveat about stability. Written scope clarification is an analytical recommendation, not a determination of a particular customer's obligations. ([nutrixusa.com](https://www.nutrixusa.com/formulation-development-services/))

24.57. BPI Labs

[redacted] Its commercial routes include custom development, adaptation of a pre-stabilized base, and transfer of an existing product. For a brand seeking an alternative manufacturer, the transfer offer is a qualification route, not proof that its rights, documentation, and intended package are already acceptable.

[redacted] A substantially original brief favors custom development instead. Concentrating services at one Wyoming site can simplify coordination; it does not establish geographically redundant supply.

Sources & Evidence

1. About Ally Labs | Contract Manufacturing & Product Development
   · Ally Labs identifies itself as a DBA of BPI Labs and describes skin-, hair-, and body-care development, manufacturing, filling, packaging, and quality services at its Evanston, Wyoming location. ([allylabs.com](https://allylabs.com/about/))

2. Personal Care Contract Manufacturing | cGMP & FDA | Ally Labs
   · Ally Labs describes custom development, pre-stabilized-base development, and product transfer. Its transfer offering reviews formula documentation, packaging, sourcing, and production requirements; project acceptance is not established by the service description alone. ([allylabs.com](https://allylabs.com/what-we-do/manufacturing/))
3. Build on a Pre-Stabilized Base | Ally Labs
   · Ally Labs retains internal-base ownership, makes exclusivity subject to discussion, and assigns customized-formula rights through the agreement. Established bases may reduce early development work but retain project-specific review and approval requirements. ([allylabs.com](https://allylabs.com/get-started/build-on-a-pre-stabilized-base/))

24.58. Oxygen Development

Oxygen Development offers standard and customized cosmetic development across makeup, skin care, hair care, and bath and body care, with supply ranging from bulk to turnkey products. ■■■ ■■■■■■■■■■ ■■■■ ■■■■■■ ■■ ■■■■■ ■■ ■■■■ ■■■■■■■■ ■■■■■■■■ ■■■ ■■■■■ ■■■■■■ ■■■■■■■■■ ■■ ■■■ ■■■■■■ ■■■■■■■ ■■■■■■■■ ■■■■■■■■■ ■■■■■■■■ ■■■■■■■ ■■■■■■ ■■■ ■■■■■■ ■■■■■■ ■■■■■■■■■■ ■■■■■■■■■■ ■■■■■ ■■ ■■ ■■■■■■■■■■ ■■■■■■ ■■■ ■ ■■■■■■■■ ■■■■■■■■ ■■■■■ ■■ ■ ■■■■■■■■■■ ■■■■■■■■■■ These location labels should not be treated as interchangeable cosmetic-production capabilities.

For a brand commissioning several categories or destinations, Oxygen's breadth provides a candidate coordinating interface. Before selecting a route, the buyer should require identification of the proposed executing site, development role, packaging responsibilities, and destination-support deliverables. ■■■■ ■■■■■■ ■■ ■■ ■■■■■■ ■■■■ ■■■ ■■■■■ ■■■■■ ■■ ■■■■■■ ■■■■■■■■■■ ■■■■■■■ ■■ ■■■■■■■■■ ■■■■■■■■ ■■■■■■■ ■■■■■■ ■■■ ■■■■■■ ■■■■■ ■■■■■■■■■■■■ ■■■■■■■■ ■■■■■■ ■■■■■■■■■■■■ ■■■■ ■■■■■■■■■■■ ■■ ■■■■■■■■■■ ■■■■■■ ■■■■■■■■ ■■■ ■■■■■■■■■ ■■■■■■■■ ■■ ■■ ■■■■■■■■■■■■■■■■■■ ■■■■■■■■■■ ■■■ ■■■ ■■■■■■■■ ■■■■■■■■■■■ ■■■■■■

Sources & Evidence

1. Cosmetics - Oxygen
   · Oxygen Development describes makeup, skin-care, hair-care, and bath-and-body development and supply, including bulk and turnkey offerings, and identifies its U.S. entity in Palm Springs, Florida. Comparing retained downstream responsibilities is a commercial interpretation of these supply options. ([oxygendevelopment.com](https://oxygendevelopment.com/cosmetics/))
2. Company - Oxygen
   · Oxygen lists group locations in the United States, Dominican Republic, Germany, Poland, Italy, and South Korea. It labels the Italian location an innovation center and a separate Florida location a nutrition facility, without establishing cosmetic-production equivalence across locations. ([oxygendevelopment.com](https://oxygendevelopment.com/company/))
3. Know how - Oxygen
   · Oxygen describes both standard and customized cosmetic formulations. This supports development-model breadth, not independently verified product superiority or suitability for a particular commissioned brief. ([oxygendevelopment.com](https://oxygendevelopment.com/know-how/))

24.59. Beauty Manufacturing Solutions Corp

New-client access is a material constraint in Beauty Manufacturing Solutions Corp's published offering. Its FAQ states that it is not accepting new customers, private-label clients, or vendors.

[redacted]

For customers with an accepted relationship, BMSC describes U.S. beauty and personal-care development and manufacturing, with skin-care, hair-care, and color-cosmetics development resources. Packaging engineering includes component-specification support, design review, and assessment of package compatibility and shipping suitability. [redacted]

BMSC also describes an alliance with COSMECCA KOREA that provides access to technology transfer. That relationship is not evidence of common equity ownership or unrestricted access to partner factories. [redacted]

Sources & Evidence

1. FAQ - Beauty Manufacturing Solutions Corp
   · BMSC's undated FAQ states that it is not accepting new customers, private-label clients, or vendors. Confirming acceptance before commitment is the profile's commercial implication; the notice does not establish the restriction's cause or duration. ([beautymanufacture.com](https://beautymanufacture.com/faq/))
2. About Us - Beauty Manufacturing Solutions Corp
   · BMSC describes beauty and personal-care development and manufacturing for U.S. brands and a turnkey offering connecting development with distribution. These statements describe services, not unrestricted availability to prospective customers. ([beautymanufacture.com](https://beautymanufacture.com/about/))
3. Research & Innovation - Beauty Manufacturing Solutions Corp
   · BMSC identifies skin-care, hair-care, and color-cosmetics development resources and a COSMECCA KOREA alliance providing technology-transfer access. The stated alliance does not establish common equity ownership or unrestricted partner-factory access. ([beautymanufacture.com](https://beautymanufacture.com/innovation/))
4. Package Engineering - Beauty Manufacturing Solutions Corp
   · BMSC offers packaging design review, component-specification support, compatibility assessment, and shipping-suitability services. Coordinating the product and package is an analytical use case for this service combination, not a verified customer outcome. ([beautymanufacture.com](https://beautymanufacture.com/package-engineering/))

24.60.FP Labs

FP Labs provides the cosmetic-development and contract-manufacturing offering of Federal Package Network, Inc., rather than an unrelated stand-alone supplier. Federal Package's March xx.xx 2024 launch announcement distinguished this service business from its complementary personal-care container offering. [redacted]

[redacted] Bundling can simplify interfaces but makes component-substitution and continuity provisions important. An outside packaging supplier remains appropriate when its design better fits the brief; a related container business is not proof that every cosmetic format is supported.

Sources & Evidence

1. Federal Package is pleased to announce the launch of FP Labs to better serve emerging beauty and personal care brands
   · Federal Package's March xx.xx 2024 announcement identifies FP Labs as Federal Package Network, Inc.'s manufacturing-service arm and distinguishes it from the complementary container offering, including propel-repel packaging for lip care and deodorants. ([prnewswire.com](https://www.prnewswire.com/news-releases/federal-package-is-pleased-to-announce-the-launch-of-fp-labs-to-better-serve-emerging-beauty-and-personal-care-brands-xx.xx.html))
2. Partner with FP Labs to leverage our expertise
   · FP Labs and Federal Package identify Chanhassen, Minnesota, and offer development through filling, decoration, and retail-ready packaging. The page lists lip-care, deodorant, lotion, and serum categories and identifies Federal Package Network, Inc. in its footer. ([fplabs.com](https://fplabs.com/company/partner-with-us/))
3. Turnkey skincare blending and filling services
   · FP Labs describes personal-care manufacturing and filling across different container types within a turnkey service offering. This supports a coordinated product-and-package option, while leaving particular container suitability and contracted responsibilities for verification. ([fplabs.com](https://fplabs.com/manufacturing/blending-filling/))

24.61. FMI

[redacted] Services cover development, regulatory assistance, manufacturing, packaging, warehousing, and distribution. Its pick-and-pack service expressly serves retailers and individual online customers, making fulfillment part of the sourcing comparison rather than an assumed responsibility after manufacturing.

A brand without established warehouse or fulfillment operations can evaluate this integrated route against a separate logistics provider. [redacted] Manufacturing capability alone does not establish fulfillment performance for a particular channel.

[redacted] Brands with uncommitted launches

should align development authorization and material commitments with channel approvals rather than assume turnkey procurement absorbs cancellation exposure.

Sources & Evidence

1. Capabilities - Full Service Contract Manufacturing | FMI
   · FMI describes development, regulatory assistance, manufacturing, packaging, warehousing, distribution, and turnkey coordination, and identifies its Allentown, Pennsylvania location. The integrated sourcing option is an interpretation of these stated services. ([fragrancemfg.com](https://www.fragrancemfg.com/capabilities/))
2. Types of Products | Personal and Home Care | FMI
   · FMI lists skin-care, hair-care, personal-fragrance, and bath-and-shower offerings. These categories support the cosmetic profile without attributing the company's separate household-product activities to Cosmetics ODM. ([fragrancemfg.com](https://www.fragrancemfg.com/products/))
3. Pick and Pack Distribution Services - 3rd Party Logistics | FMI
   · FMI offers pick-and-pack distribution to manufacturing customers for retail and individual online orders. The page describes fulfillment from its own warehouse and contrasts this with a separate warehouse; fewer handoffs are a potential commercial benefit, not an independently measured outcome. ([fragrancemfg.com](https://www.fragrancemfg.com/pick-and-pack-distribution-services/))
4. Standard Terms and Conditions of Sale | FMI
   · FMI's terms identify Fragrance Manufacturing Inc. and assign buyers responsibility for specified unused materials following order cancellation and certain postponements. Aligning material commitments with channel authorization is an analytical response to this contractual exposure. ([fragrancemfg.com](https://www.fragrancemfg.com/standard-terms-and-conditions-of-sale/))

24.62. GAR Laboratories, Inc.

GAR Laboratories, Inc. offers skin- and hair-care development and supply from Riverside, California, using onsite development staff and a library of prototype formulas. Its published commercial model combines cosmetic manufacture, filling, labeling, and packing with buyer-arranged packaging components and outbound collection. ■■■■ ■■■■■■ ■■ ■■■■■ ■■■■■■■ ■■■ ■■■■■■■■■■ ■■ ■■■■■■■ ■■■■■■■■■ ■■■■ ■■■■■ ■■■ ■ ■■■■■■■■■ ■■■ ■■■■■■■ ■■■■■■■ ■■■■■■■■ ■■■■■■■■■ ■■■■■■■■■■■ ■■■ ■■■■■■■■■■ ■■■ ■ ■■■■■■ ■■ ■■■■■■ ■■■■■■ ■■■■■■■■■■■■■■■■ ■■■ ■■■■■■■■ ■■ ■■■■■ ■■■■■■■■■■■■

The division of work carries a contractual qualification requirement. ■■■■■ ■■■■■■ ■■■■ ■■■■■ ■■■■■ ■■ ■■■ ■■■■■■■ ■■■■■■■■■■■■■ ■■■■■■■■■ ■■■■■■ ■■■■■■■■■■ ■■■ ■■■■■■■■ ■■■ ■■■■■■■■■■■■ ■■■■■■■■■■■■ ■■■ ■■■ ■■■■■■■ ■■■■■■■ ■■■■■■■■■■■■ ■■■■■■■ ■■■■■■■■■ ■■■■■■■■■■■■ ■■■■ ■■■ ■■■■■■■■■ ■■■■■■ ■■■■■■ ■■■■■■ ■■■■■■■■■■■■■■■■■■■ ■■■■■■■■■■■■■■■■■ ■■■■■■■■■■ ■■■■■■■■ ■■■■■■ ■■■ ■■■■■■■■ ■■■■■■■■ ■■■■■■■■■■■■■ ■■■■■■ ■■■■■■■■■■■■ ■■■■■■■■■ ■■■■■■■■■■■■■■■■■ ■■■■■■■ ■■■ ■■■■ ■■ ■■■■■■■■■■■■ ■■■■■■■ ■■■■■■■■ ■■■■■■■■ ■■■ ■■■■■■■■ ■■■■■■■■■■ ■■ ■■■■■■■■■■■■■ ■■■ ■■■■■■■■ ■■■■■■■■■■■■ A buyer seeking fully managed component procurement and fulfillment should verify an expanded remit or retain separately qualified providers.

Sources & Evidence

1. Steps for Development - GAR Labs
   · GAR describes onsite skin- and hair-care development staff and prototype-formula resources. Its commercial arrangement calls for buyer-selected packaging components delivered to GAR for labeling, manufacture, filling, packing, and buyer-arranged collection. ([garlabs.com](https://www.garlabs.com/steps-for-development/))

2. Frequently Asked Questions - GAR Labs
   - GAR identifies Riverside, California, offers bulk supply for completion at another location, and states that customers arrange outbound freight. These facts support distinguishing supplied-product completion from component procurement and logistics responsibility. ([garlabs.com](https://www.garlabs.com/frequently-asked-questions/))
3. GAR Laboratories, Inc. - Terms and Conditions of Sale, Revised July 2021
   - GAR's terms are marked revised July 2021. They condition buyer-supplied packaging warranties on specifically contracted inspection and approval and define an origin-based freight arrangement, supporting engagement-specific review of acceptance and delivery responsibilities. ([garlabs.com](https://www.garlabs.com/wp-content/uploads/GAR-Labs-Terms-and-Conditions-of-Sale.pdf))

24.63. Canadian Custom Packaging

Canadian Custom Packaging offers a makeup-focused development route through The Color Group, its dedicated color-cosmetics division in Sherbrooke, Quebec, alongside its Toronto location. [illegible] Corporate research and development services include adaptation of existing formulas and new product development, establishing a design contribution beyond packaging alone.

[illegible] A dedicated makeup division is useful evidence of specialization, but not proof that powder, lip, and liquid programs are interchangeable across facilities. Integrated sourcing is most relevant when the buyer needs coordination support; buyers retaining component procurement should define that boundary expressly.

Sources & Evidence

1. Colour Cosmetics Manufacturer | The Color Group | Canadian Custom Packaging
   - The Color Group is a division of Canadian Custom Packaging with a manufacturing facility in Sherbrooke, Quebec.
   - Its listed makeup capabilities include pressed and loose powders, eye products, lip products, foundations, and concealers.
2. Contact Canadian Custom Packaging | Get In Touch
   - Canadian Custom Packaging lists a Toronto, Ontario location and The Color Group lists a Sherbrooke, Quebec location.
3. R&D for Cosmetics & OTC Topicals | Canadian Custom Packaging
   - The company offers modification of existing formulas and new product development.
4. Materials for Cosmetics & OTC Topicals | Canadian Custom Packaging
   - The company describes sourcing required materials and packaging components after development.
   - Reduced procurement interfaces are an analytical implication of combining sourcing with development, not a verified performance outcome.

5. Labelling of Cosmetics & OTC Topicals | Canadian Custom Packaging
   - The company lists filling and labeling equipment supporting tubes, sachets, and other packaging formats.
   - The portfolio supports offering-specific qualification rather than an assumption of site interchangeability.

24.64.LSL Pharma Group Inc.

[redacted] The group lists both businesses as developers and manufacturers of liquid and semisolid cosmetics. Dermolab, based in Sainte-Julie, Quebec, also supplies packaging services and identifies facial, body, baby, hair-care, and dentifrice development capabilities.

The expanded subsidiary perimeter gives buyers more than one potential development and execution business within the group, but completed ownership transactions do not establish interchangeable production sites. [redacted] Pharmaceutical and natural-health capabilities should support a cosmetic or crossover brief only where the specific product and executing site have been accepted.

Sources & Evidence

1. New acquisition for LSL Pharma Group
   - LSL states that its Dermolab acquisition closed on December xx.xx 2024.
   - Dermolab is based in Sainte-Julie, Quebec, and develops, manufactures, and packages liquid and semisolid cosmetic products.
2. A fifth subsidiary for LSL Pharma Group!
   - LSL announced completion of its Laboratoire Du-Var acquisition, with an effective transaction date of November xx.xx 2025.
   - Du-Var's described business includes cosmetic development and manufacturing; completion of the acquisition does not establish site interchangeability.
3. Nos filiales | Groupe LSL Pharma
   - LSL lists Dermolab Pharma and Laboratoire Du-Var as subsidiaries active in development and manufacturing of liquid and semisolid cosmetics.
   - The same page describes separate pharmaceutical and natural-health activities elsewhere in the group.
4. Conception et développement - Dermolab Pharma
   - Dermolab lists facial, body, baby, hair-care, and dentifrice capabilities within its cosmetic offering.
   - Its development services include customization and technology transfer, supporting a conditional buyer assessment for authorized formula adaptation or relocation.

24.65. Urist Cosmetics Inc.

[redacted] British Columbia's corporate registry records the legal name change on December xx.xx 2025. This continuity matters to buyers renewing supplier records, development agreements, and documentation: the historical Urist identity and the current Elixive name should not be treated as unrelated suppliers.

Elixive's offering covers skincare, hair and scalp care, and personal care through stock formulas, existing-formula customization, original development, and formula-transfer services. It also provides packaging and label coordination, reviews customer-supplied packaging, and advertises Canadian and U.S. regulatory guidance from its Richmond, British Columbia location. [redacted]

Sources & Evidence

1. About Urist Cosmetics: Crafting Quality Since 1948.
   - Urist's company page states that EGB Capital acquired the business in 2025.
   - The page describes Canadian development and manufacture for skincare and hair-care customers.
2. Portfolio | EGB Capital Inc.
   - EGB Capital lists Urist as an acquired portfolio company and identifies its continuation as Elixive Formulabs.
   - The official corporate registry, rather than the portfolio's differently dated transition narrative, establishes the legal name-change date used in the profile.
3. Corporate Registry Notices -- January 8, 2026
   - British Columbia's corporate-registry notice records URIST COSMETICS INC. changing its name to ELIXIVE FORMULABS INC. on December xx.xx 2025.
   - The notice supports legal-name continuity, not a conclusion about every historical contract's terms.
4. Private Label - Elixive Labs
   - Elixive offers stock, modified, and custom formulas, formula transfer, packaging coordination, and Canadian and U.S. regulatory guidance.
   - It lists Richmond, British Columbia, and reviews customer-supplied packaging before production.
   - Formula ownership and historical agreement continuity are not established by this service description.

24.66. Vitelle Labs

[redacted] Its Vancouver-based offering combines private-label product selection, in-stock packaging, graphic-design assistance, and product-knowledge training. These supporting services address the commercial needs of spas, estheticians, and clinical skincare practices that require an own-brand assortment without managing every development and presentation activity internally.

Vitelle also offers custom development, with standard packaging or customer-supplied components, allowing a buyer to add a differentiated product to an existing private-label collection. The choice is therefore between a coordinated catalog-based launch and a separately developed brief, not simply between branded and unbranded packaging.

Sources & Evidence

1. Private Label Skin care | Vitelle Labs Private Label
   - Vitelle offers professional skin- and body-care private label with product selection, in-stock packaging, graphic-design assistance, and product-knowledge training.
   - The page lists a Vancouver location and customers including spas, estheticians, and clinical skincare practices.
2. Contract Manufacturing | Vitelle Labs Skincare
   - Vitelle offers custom development with buyer approval and permits standard or customer-supplied packaging.
   - Custom products can be added to an existing private-label collection; the description does not settle formula rights.

24.67. Leslie Cosmetics

Leslie Cosmetics offers customer-specific development and private-label manufacture of facial, bath, and body products, with a published contact location in North York, Ontario. Its range includes cleansers, moisturizers, serums, masks, exfoliants, shaving care, and body washes.

A distinctive commercial boundary is customer-supplied packaging: Leslie states that it formulates and manufactures, then fills, codes, labels, and boxes finished products in those components. This route can suit a buyer that already controls packaging design and procurement, while leaving component readiness and coordination to be allocated explicitly.

Sources & Evidence

1. Product Development and Manufacturing | Leslie Cosmetics
   - Leslie lists customized facial, bath, body, and specialty-treatment products.
   - It describes formulation, manufacture, filling, coding, labeling, and boxing in client-supplied packaging.
   - Buyer responsibility for component coordination is an implication of that stated supply boundary, subject to the agreement.
2. Company Overview | Leslie Cosmetics
   - Leslie describes customer-specific skincare, bath, and body development for larger businesses, estheticians, plastic surgeons, and dermatologists.
   - Customer categories do not independently establish suitability for every product or claim.
3. Contact | Leslie Cosmetics
   - Leslie publishes a North York, Ontario contact address; the page does not independently identify the executing manufacturing site.

24.68. Delon Laboratories

Delon Laboratories combines cosmetic development with packaging, regulatory and artwork support, warehousing, and business-to-business delivery. ■■■ ■■■■■■■■■■■■ ■■■■■■■■■■■■■■■ ■■■■■■■■■■■■■ ■■■■■■■■■■■ ■■■■■■■ ■■■■■■■■■■■■■ ■■■■■■■■■■ ■■■ ■■■■■■■ ■■■■■■■■■ ■■ ■■■■■ ■■■■■ ■■■■■ ■■■■■ ■■■ ■■■■ ■■■■■ Its logistics offering includes electronic data interchange, retailer-specific labeling, and delivery to distribution centers, making retail-program execution a material part of the proposition rather than an assumed consequence of manufacturing.

■■■■■ ■■■■■■■■■■ ■■■ ■■■■■■■■ ■■■■■■■ ■■■■■■■■■■■■ ■■■■■■■ ■■■■ ■■■■■■■■■■■■ ■■■■■■■ ■■■ ■■■■■■■■■■■ ■■■■■■■■ ■■■■■■■■ ■■■■■■■■■■■■ ■■■ ■■■■■■■■ ■■■■■■■■ ■■■■■■■■■■ ■■■ ■■■■■ ■■■■■■■■■■ ■■■■■■■■ ■■■ ■■■■■■■■■■■■ ■■■■■ ■■■■■■■■■■ ■■■ ■■■■■■■■■■ ■■■■■■■ ■■ ■■■ ■■■■■■■■■■■ ■■ ■■■■■■■■ ■■■■■■■■ ■■ ■■■■■■■■ ■■■ ■■■■■■■■ ■■■■■■■■■■■■■■■ ■■ ■■■■■■■■■■■ ■■■■■ ■■■ ■■■■■ ■■■■■■■■ ■■■■■■■■■■■■ ■■■■■■■ ■■■ ■■■■ ■■■■■■■■ ■■■■■■■■ ■■■■■■■■■■■■ ■■■■■■■■■■■■ The trade-off is coordinated B2B supply versus the need to retain another downstream service interface; aerosol briefs require a different qualified execution route. Buyers should confirm the selected formula, package, destination, and retailer requirements rather than infer acceptance from the breadth of the portfolio.

Sources & Evidence

1. About Delon Laboratories | Manufacturing Partner
   - Delon describes family ownership and Montreal-area operations integrating formulation, regulatory and artwork support, manufacturing, packaging, warehousing, and delivery.
   - These are supplier-described capabilities, not independently verified service outcomes.
2. Products & Manufacturing Capabilities | Delon Laboratories
   - Delon lists skin, body, hair, hand, and nail-care capabilities and development or adaptation options.
   - The company directs buyers to qualify formula, claims, packaging, destination, and production requirements.

3. Manufacturing FAQ | Delon Laboratories
   - Delon targets established brands, offers EDI and retailer-specific distribution-center delivery, and excludes aerosol manufacture and filling.
   - It explicitly excludes consumer shipping and drop shipping, supporting the need for separate consumer fulfillment.

24.69. Cosmetic Labs Canada

[illegible] The semi-custom service retains the existing base; removal, replacement, or substantial alteration of base ingredients moves the engagement into custom development. A brand with mandatory ingredient exclusions should resolve that fit before selecting the faster adaptation route.

Formula rights also differ from the development label. Published private-label terms retain formulation intellectual property with Cosmetic Labs Canada and permit formula changes or discontinuation for specified supply or regulatory reasons. [illegible]

[illegible] The published wording does not reconcile these positions for a particular commissioned order. Buyers should obtain order-specific cancellation, defect-remedy, and refund terms before paying, and confirm artwork and component approvals rather than assume that a general return statement provides an exit from customized supply.

Sources & Evidence

1. About Us | Cosmetic Labs Canada
   - Cosmetic Labs Canada describes Canadian development and manufacture of skincare, hair-care, and body-care products.
   - Its Sault Ste. Marie location and packaging and brand-development services establish the reported operating context.
2. Semi-Custom Formulation | Cosmetic Labs Canada | Cosmetic Labs Canada
   - CLC's semi-custom service retains the existing base; removing, replacing, or substantially changing it requires custom development.
   - That service boundary supports verifying mandatory ingredient exclusions before selecting adaptation.
3. Custom Formulation & Manufacturing | Cosmetic Labs Canada | Cosmetic Labs Canada
   - CLC offers original development around a buyer brief.
   - Its custom-development page states that formula intellectual-property rights may be purchased through a separate agreement.

4. Terms & Conditions | Cosmetic Labs Canada
   - The sales terms identify CLC as operating under xx.xx Ontario Inc.
   - Private-label formulas remain CLC intellectual property, with specified change or discontinuation rights.
   - The terms prohibit cancellation, modification, and refunds after payment and require customer artwork approval.
5. FAQ | Cosmetic Labs Canada
   - CLC's FAQ advertises a general return policy for unused products.
   - It does not reconcile that statement with the sales terms' final-payment and no-refund provisions for a commissioned order.

24.70. International Custom Pak Inc.

International Custom Pak Inc. is a privately owned Canadian developer and manufacturer based in Beamsville, Ontario, with cosmetic offerings in skin, hair, and body care. ■■■ ■■■■■■■■■■■ ■■■■■■■ ■■■■■■■ ■■■■■■■■■■■■■ ■■■■■■■■■■ ■■■■■■■■■■■ ■■ ■ ■■■■■■■■■■ ■■■■■■■■ ■■■■■■■■ ■■■ ■■■■■■■■ ■■■■■■■■■■■■■ The company also permits engagement across selected stages rather than requiring every customer to purchase a complete service package.

Its turnkey proposition combines product and label design, packaging procurement, manufacturing, filling, labeling, and assembly. ■■■■■■ ■■■■■■■■ ■■■■■■■■■■■■ ■■■■■■■■ ■■■■■■■■ ■■■■■■■ ■■■■■ ■■■ ■■■■■■■■ ■■■■■■■■■■ ■ ■■■■■ ■■■■ ■■■■■ ■■■■■■■■■■■■ ■■■■■■■■■ ■■■■■■■ ■■■■■■■ ■■■■ ■■■■■■■■■■■■ ■■■■■■■ ■ ■■■■■ ■■■■■■■■ ■■■■■■■■■■■■ ■■■■■■■■■ ■■■■■■■■■■■■ ■■■ ■■■■■■■ ■■■ ■■■■■■■■■■ ■■■■■■■ ■■■■■ ■ ■■■■■ ■■■■ ■■■ ■■■ ■■■■■■ ■■■■■ ■■■ ■■■■■■■■■ ■■■■■■■■ ■■■■■■■■■■■■■■■■■ ■■■ ■■■■■■■■ ■■■■■■■■ ■■■■■■ ■■■ ■■■■■■■■■■■■■■■ ■■■■■■■■■■■■ ■■■ ■■■■■ ■■■■■■■■■ ■■■■■■ ■■■■■■■■■■■■ ■■■■■■■■■■■■■ ■■■ ■■■■■■ ■■ ■■■ ■■■■■■■■ ■■■■■■■■■■■■■ ■■■■■■■■■■■■■■■■■ ■■■■■■■■■■■■ ■■■■■■■ ■■■■■■■■ ■■■■■■■■■■ ■■■ ■■■■■■■■■■■■ ■■■■■■■■■■■■ ■■■■ ■■■ ■■■■■■■■■■■■■■ ■■■■■■■■■ ■■■■■■■■■■ ■■■■■■■■ ■■■■■ ■■■■■■■■ ■■■■■ ■■■■■■■■■ ■■■■■■■■■■ ■■ ■■■ ■■■■■■■■ ■■■■■■■■■■■■ Home-care and pet-care services are separate from the cosmetic capabilities assessed here.

Sources & Evidence

1. Canadian Health & Beauty Manufacturer | Quality & Innovation
   - International Custom Pak describes itself as a privately owned Canadian corporation offering development, manufacture, filling, and packaging.
   - Its service model permits complete or selected-stage engagement.
2. Custom Formulation Development for Beauty | R&D and Product Development
   - International Custom Pak offers stock formulas, enhancement of customer formulas, and new development.
   - It states that products are developed and made in Canada and lists Beamsville, Ontario.
3. Full-Service Beauty Product Development & Manufacturing Services
   - International Custom Pak offers design, packaging procurement, manufacturing, filling, labeling, and assembly.
   - Listed packaging capabilities include bottles, tubes, jars, and pouches.
   - Comparing integrated and selected-stage engagement is a commercial implication, not verified comparative performance.

4. Private Label Skin Care, Hair Care, Bath & Body Product Manufacturing
   - International Custom Pak lists skin, hair, and body-care products alongside separate home-care and pet-care categories.
   - Only the cosmetic development and supply capabilities inform this profile.

24.71. Artist of Chemistry

Artist of Chemistry offers Canadian cosmetic development with self-described in-house manufacturing, filling, packaging and labeling. ■■■ ■■■■■■■■■ ■■■■■■■■ ■■■■■■■■■ ■■■■ ■■■ ■■■■ ■■■■■ ■■■ ■■■■■ ■■■ ■■■■■ ■■■■■■■■ ■■■ ■■■■■ ■■■■■ ■■ ■■■■■■■■■■ ■■■■■■■■■■■■■■■■■■■■■■■■ ■■■■■■■■ ■■ ■■■ ■■■■■■■■■ ■■■ ■■■■■■■■■■■ ■■■■■■■■ ■■■■■■■■■■■ ■■■■■■■■ ■■■■■■■■■■ ■■■■■■■ ■■■■■■■■■■■ ■■■■ ■■■■■■■■ ■■■■■■■■■ ■■■■■■■■ ■■■■■■■■■ ■■■ ■■■■■■■■■■ ■■ ■■■■■ ■■■■■■■■ Buyers should select the service and rights bundle explicitly rather than equate custom development with ownership.

■■■ ■■■■■■■■ ■■■■■■■■■ ■■■■■■■■ ■■■■■■■■■■■ ■■■■■ ■■■■■■■■■■■■ ■■ ■■■■■■■■ ■■■ ■■■■■■■ ■■■■ ■■■■■■■ ■■ ■■■■■■■■ ■■■■■ ■■■ ■■■■■■■■■■■■■ ■■■■■■■■■■■ ■■ ■■■■■■■■■■■ ■■■■■ ■■■■■■■■■■■■■ ■■■ ■■■■■■■■■■■ ■■■■■ ■■ ■■■■■■■■■■■ ■■■■■■■■■■■■■■ ■■■ ■■■■■■■■■ ■■■■■ ■■■■■■■■■■■■ ■■ ■■■■■■■■■■■■ ■■■■■ ■■■■■■■■■■■ ■■ ■■■■■■■■■ ■■■■■■■■ ■■■■■■■■■■ ■■ ■■■■■■■■■ Brands requiring consumer-order dispatch should confirm available services in writing or retain a separate fulfillment provider. Coordinated development and supply can simplify interfaces, but formula portability and downstream logistics remain separate contractual questions.

Sources & Evidence

1. Artist of Chemistry | Private Label Cosmetic Manufacturing Canada
   - Artist of Chemistry lists skincare, body and hair care, lip care, and men's skincare and beard care. Its packages differentiate formula-ownership and packaging-design inclusions; fulfillment is marked as forthcoming. (aocbeautylab.com)
2. FAQs
   - The FAQ describes in-house formulation and manufacturing, packaging and labeling assistance, certificates of analysis, and safety data sheets on request. It identifies a Whitchurch-Stouffville, Ontario location. ([aocbeautylab.com](https://aocbeautylab.com/faqs))

24.72. Gardenia Naturals

Gardenia Naturals presents a Guadalajara-based offer spanning ready-to-label products, catalog private label and custom development with manufacture and filling. ■■■■■■■■■■■ ■■■■ ■■■■■■■■■■■■ ■■■ ■■■■■■■■■■ ■■■■■■■■■■■■ ■■■■■ ■■■■■ ■■■■■■■ ■■■ ■■■■■■■■ ■■■ ■■■■■■■■■■ ■■■■■■■■■■■■ ■■■■ ■■■■■■■■■■ ■■■■■■■■■■ Buyers can therefore choose an established offering or commission differentiation, but should assign artwork, production acceptance and residual completion responsibilities rather than presume an all-inclusive launch service.

The company describes project-dependent support for Mexico, the United States and Canada; its corporate page says formal ISO and GMP certification is in progress. It also lists sunscreens while excluding pharmaceutical and OTC projects. ■■■■■■■ ■■■■ ■■■■■■■■■■■■■ ■■■■■■■■■ ■■■■■■ ■■■■ ■■■■■■■■■■■■ ■■■ ■■■■■■■ ■■■■■■ ■■■■■■■■■ ■■■■ ■■■ ■■■■■■■■■

[redacted]

Sources & Evidence

1. Is It a Cosmetic, a Drug, or Both? (Or Is It Soap?) | FDA
   · FDA identifies sun-protection offerings as subject to drug requirements, including cosmetic/drug combinations. This establishes the U.S. pathway premise, not Gardenia's engagement-level suitability. ([fda.gov](https://www.fda.gov/cosmetics/cosmetics-laws-regulations/it-cosmetic-drug-or-both-or-it-soap))
2. Maquila y Desarrollo de Productos Cosméticos Cosmética México | Private Label & OEM | Gardenia Naturals
   · Gardenia offers ready-to-label, catalog and custom-development routes. Development and manufacturing are separate services; label design and printing are independently coordinated. ([gardenianaturals.com.mx](https://gardenianaturals.com.mx/maquila/))
   · It describes project-dependent North American support and lists sunscreens while excluding pharmaceutical and OTC projects. ([gardenianaturals.com.mx](https://gardenianaturals.com.mx/maquila/))
3. ¿Quienes Somos?
   · Gardenia identifies Guadalajara-based cosmetic development and manufacturing and states that formal ISO and GMP certification is in progress. ([gardenianaturals.com.mx](https://gardenianaturals.com.mx/quienes-somos/))

24.73. Natural Fit

[redacted] It also advertises branding, label production, websites, sales-management support and distribution within Mexico. For professional beauty businesses, this offers a candidate for coordinating product and brand execution, not proof of channel demand or a substitute for the commissioner's claims approval.

[redacted] Buyers should verify finished-product certification independently and establish the intended claims, destination pathway and supplier acceptance before commissioning. Professional-use and take-home descriptions do not make standard-cosmetic and drug-crossover briefs interchangeable.

Sources & Evidence

1. Is It a Cosmetic, a Drug, or Both? (Or Is It Soap?) | FDA
   · FDA explains that intended use determines classification and identifies hair-regrowth claims as drug claims. Applying this distinction to Natural Fit's destination-specific commissioning is a commercial inference. ([fda.gov](https://www.fda.gov/cosmetics/cosmetics-laws-regulations/it-cosmetic-drug-or-both-or-it-soap))
2. COSMOS Certification - Organic and Natural Products and Raw Materials
   · COSMOS distinguishes finished-product ORGANIC and NATURAL certification from raw-material CERTIFIED and APPROVED statuses. Ingredient status therefore does not independently establish a Natural Fit finished product's certification. ([cosmos-standard.org](https://www.cosmos-standard.org/en/certification/cosmos-certification/))

3. Natural Fit · Maquila Cosmética - Tu Marca, Hecha en México
   · Natural Fit describes Guadalajara-based formulation and finished cosmetic supply, identifies itself with Grupo Comercial Encore, and advertises professional and take-home lines plus branding, labeling, digital and Mexican distribution support. ([naturalfitmexico.com](https://www.naturalfitmexico.com/))
   · Its materials refer to certified ingredients and include hair-loss-related catalog positioning; neither statement establishes destination-specific product acceptance. ([naturalfitmexico.com](https://www.naturalfitmexico.com/))

24.74. QCC Laboratories

QCC Laboratories offers customized development and manufacturing in Mexico, with different entry routes for a product idea, an existing formula or reformulation. Its skincare offering specifically identifies cleansers, toners, masks, exfoliants and facial oils. ■■■■■■■■■■■■■■ ■■■■■■■■■■■ ■■■■■■■■■■■ ■■■■■■ ■■■■■■ ■■■■■■ ■■ ■■■■■■■■ ■■■■■■■ ■■■■■ ■■■ ■■■■■■■■ ■■■■■■■■■■■ ■■■■■■ ■■■ ■■■■■■ ■■■■ ■■■■■■■■■■■■■■■■ ■■■■■■■■■ ■■■ ■■■■■■■■■ ■■■ ■■■ ■■■■■■■■■■■ ■■■■■■ ■■■■ ■■■■■■■■■ ■■■■■■■■■ ■■■ ■■■■■ ■■■■■■

QCC also states that its facilities underwent a SMETA social audit and that commercial clients can access the report through Sedex. This can contribute to retailer responsible-sourcing review if the report matches the executing site and corrective actions are understood. ■■■■■ ■■ ■ ■■■■■■■■■■■■ ■■■■■■■■■■■■ ■■■ ■■■■■■■■■■■■■■■■ ■■■■■■■■■■■■■ ■■ ■■■■■■■■■■■■ ■■■■■■■■■ ■■■■■■ ■■■ ■■■■■ ■■■■■■■■■■ ■■■■ ■■■■■■■ ■■■■■■■■■■■■■■ ■■■ ■■■■■■■■■ ■■■■■ ■■ ■■■■■■■■ ■■■■■■■■ ■■■■■■■■■■■■ ■■■ ■■■■■■■■■■■■ ■■■■■■■■■■■■■ ■■■■■■■■■■■■

Sources & Evidence

1. QCC Laboratories | Laboratorio cosmético para marcas - Desarrollo y manufactura de skincare y cosméticos a la medida en México.
   · QCC distinguishes idea-stage development, existing-formula manufacture and reformulation; formula confidentiality, ownership and use are defined within each project's commercial and legal scope. (qcclaboratories.com)
   · QCC states that its facilities underwent a SMETA social audit and that commercial clients can access the report through Sedex; this is a supplier statement, not independent assessment of its audit outcome. (qcclaboratories.com)
2. Cuidado de la piel - QCC Laboratories | Laboratorio cosmético para marcas
   · QCC's skincare page lists facial cleansers, toners, masks, exfoliants and facial oils as development possibilities. ([qcclaboratories.com](https://qcclaboratories.com/cuidado-de-la-piel/))
3. SMETA Audit - Sedex
   · Sedex describes SMETA as site-level social auditing with corrective-action plans, not certification. Separate review from cosmetic-quality or destination approval is an interpretation of that stated scope. ([sedex.com](https://www.sedex.com/solutions/smeta-audit/))

24.75. Lila Lab 18

■■■■ ■■■ ■■ ■■■■■■■■ ■ ■■■■■■■ ■■■■■■■■■■■■■■■■■■ ■■■ ■■■■■■■■■■■■■ ■■■■■ ■■■ ■■■■■■■■ ■■■■■ ■■■■■■■■■■ ■■■ ■■■ ■■■■■■■■■ ■■■■■■■■■ It accepts concept-stage briefs and describes technical assistance, with filling and finishing included according to the agreed presentation.

For a spa or emerging brand, the choice is whether to commission coordinated development and completion or retain packaging work separately. ■■■■■■ ■■■ ■■■■■■■■ ■■■■■■

[redacted] Confirm the operating entity, executing site and destination documentation before relying on the offer for continuing supply.

Sources & Evidence

1. Maquila cosmética mexicana | Lila Lab 18
   · Lila Lab xx.xx describes custom development and manufacture across facial, body, hair-care, spa and cleansing products; filling and finishing depend on the agreed presentation. (lilalab18.com.mx)

24.76. TSC LABS

TSC LABS describes catalog adoption, custom development and filled, labeled skincare supply from Zapopan, Mexico. [redacted]

[redacted] Catalog adoption provides another starting point, but custom development does not itself establish portability. Confirm the executing site and destination documentation rather than infer export suitability from Mexican compliance statements.

Sources & Evidence

1. TSC LABS - Laboratorio de skincare y cuidado personal en México
   · TSC describes Zapopan-based catalog and custom skincare supply, operation of The Skin Club, and retained developed formulas with customer ownership offered separately. (tsc-labs.com.mx)

24.77. Tecnología Cosmética

Tecnología Cosmética offers development or adaptation followed by manufacturing, filling and labeling for skincare, personal care, fragrances and makeup, including nail color. Its startup service also covers packaging selection and brand identity. [redacted]

The intake process screens project funding and displays a referral for projects outside direct-engagement conditions. Buyers should confirm direct acceptance and the inclusion of creative services before authorizing development; a referral does not establish equivalent capabilities. [redacted]

Sources & Evidence

1. Lo que hacemos - Tecnología Cosmética: Maquila de Productos Cosméticos, para el hogar y de Cuidado Personal
   · Tecnología Cosmética offers development or adaptation, manufacture, filling and labeling for personal care, skincare, fragrances and makeup, including nail color. Household products are a separate listed business. Its GMP statements are company claims. ([tcosmetica.com](https://tcosmetica.com/lo-que-hacemos))
2. ¿Quieres empezar tu empresa de productos de belleza? - Tecnología Cosmética
   · Tecnología Cosmética's startup service describes assistance extending from formulation to packaging selection, design and brand identity. ([tcosmetica.com](https://tcosmetica.com/quiero-crear-mi-marca))
3. Maquila de productos de consumo masivo - Tecnología Cosmética
   · Tecnología Cosmética's contact process screens available project funding and displays a partner referral for projects outside its direct-engagement conditions. The page does not establish equivalent referral-provider capabilities. ([tcosmetica.com](https://tcosmetica.com/contacto))

24.78. Naturalcare Cosmetics Lab

[illegible] Its development-led offerings cover facial, body, and hair care, with packaging selection, filling, and labeling support. It also advertises bulk skin-care and hair-care supply.

A brand should select the development contribution before choosing the delivery state. Catalog adoption suits a brief that can use an existing offering; custom development is more appropriate when product differentiation requires additional design work. [illegible]

Naturalcare states that it operates its own laboratory with a COFEPRIS operating notice. [illegible]

Sources & Evidence

1. Laboratorio de Cosméticos en México | Naturalcare Cosmetics Lab
   · Naturalcare describes private label, custom development marketed as OEM, customer-formula contract manufacture, and bulk skin-care and hair-care supply. It states that its Mexican laboratory operates with a COFEPRIS operating notice. These are company declarations, not independent product approvals. ([naturalcare.mx](https://naturalcare.mx/laboratorio-cosmeticos/))
2. Fabricante de Cosméticos Marca Blanca | Cotizador en Línea | Naturalcare Cosmetics Lab
   · Naturalcare's catalog describes facial skincare, hair care, body care, packaging selection, labeling, and secondary packaging, and identifies Metepec. Matching catalog adoption and delivery scope to the buyer's brief is a commercial inference. ([naturalcare.mx](https://naturalcare.mx/private-label-catalogo/))

24.79. Francobel Comercializadora, S.A. de C.V.

[redacted] Its listed makeup capabilities include pressed powders, eye products, and lip products, giving buyers a more specific qualification starting point than a general personal-care description. The company identifies offices in Benito Juárez and a manufacturing plant in Tláhuac, Mexico City.

Its contracting model explicitly allows raw materials to come from Francobel or the customer, while describing filling into customer-provided packaging. This makes the company relevant to a brand that already controls packaging procurement and wants external formulation and manufacturing. [redacted]

Francobel describes material and finished-product acceptance activities, packaging-material handling, and cosmetic GMP credentials. These declarations support a qualification discussion, not a conclusion of superior performance. [redacted]

Sources & Evidence

1. Francobel Comercializadora: Maquila de Cosméticos - Productos
   · Francobel lists skin-care, hair-care, fragrance, pressed-powder, eye, and lip offerings. It permits company- or customer-supplied raw materials and describes customer-provided packaging. It also advertises cosmetic GMP certification; certificate currency and applicability are not independently established. ([francobel.mx](https://www.francobel.mx/productos.php))
2. Francobel Comercializadora: Maquila de Cosméticos - Servicios
   · Francobel describes formula development, manufacture, material and finished-product acceptance, finishing, and packaging-material handling through delivery. Allocating input acceptance and scheduling responsibilities is an analytical implication of this service model. ([francobel.mx](https://www.francobel.mx/servicios.php))
3. Francobel Comercializadora: Maquila de Cosméticos - Contacto
   · Francobel identifies offices in Benito Juárez and a plant in Tláhuac, Mexico City. The source distinguishes the commercial office from the manufacturing location. ([francobel.mx](https://www.francobel.mx/contacto.php))

24.80. Colep Consumer Products

Colep Consumer Products combines contract manufacturing with the Beautyvibe original-design offering. [redacted] Development support includes product research, packaging, regulatory, and marketing functions.

A January xx.xx 2025 company announcement described the opening of Beautyvibe's Innovation Hub in Portugal, supported by development laboratories in Poland and Mexico. [redacted]

■■ ■■■ ■■■■■■■■ ■■■■ ■■■■■ ■■■■■■■■■■■■■ ■■■■ ■■■ ■■■■■■■ ■■■■■ ■■■■■■■ ■■ ■■■■■ ■■ ■■ ■■■■■■■■■■■■■■■ ■■■■■■■

Brands coordinating European and North American programs can evaluate Colep for linked product-and-package development across its described network. ■■■■■■ ■■■■■■■■■■■ ■■■■■ ■■■■■■ ■■■■■■■■ ■■■ ■■■■■■■■■■■ ■■■■■ ■■■■■■■■■ ■■■■■ ■■■■■■■■ ■■■■■■■ ■■■■■■■■■■■ ■■■■■■■■■■■■■ ■■■ ■■■■■■■■ ■■■■■■■■ ■■■ ■ ■■■■ ■■■■■■■ ■■■■■■■■■■ ■■■■■■■■■■■ ■■■ ■■■■■■ ■■■■■■■■ ■■■■■■■■ ■■■■■■■■■■■ ■■■■■ ■■■■■■ ■■■■■■■■■■■■■ ■■■■■■■■■■■■■ ■■■■■■■■■■ A U.S.-bound program should establish its actual production location rather than equate North American delivery with domestic manufacture.

Sources & Evidence

1. Colep Consumer Products.
   · Colep's company-provided exhibitor profile identifies RAR Group membership, Beautyvibe development services, presence in Portugal, Poland, and Mexico, and aerosol, liquid, and cream capabilities. It describes product, packaging, regulatory, and marketing functions without establishing site interchangeability. ([lasvegas-directory.cosmoprofnorthamerica.com](https://lasvegas-directory.cosmoprofnorthamerica.com/exhibitor/colep-consumer-products))
2. Colep Beautyvibe: New Innovation Hub, Shaping the Future of Beauty
   · A company announcement published January xx.xx 2025 described the opening of Beautyvibe's Innovation Hub in Portugal and supporting development laboratories in Poland and Mexico. This establishes the announced development asset, not interchangeable manufacturing qualification or buyer outcomes. ([cosmeticsbusiness.com](https://www.cosmeticsbusiness.com/colep-beautyvibe-new-innovation-hub-shaping-the-future))

24.81. Laboratorios Zell

Laboratorios Zell is identified as the manufacturer behind Xiomara Profesional in its 2024 product catalog, while the brand's storefront displays the same legal entity. The documented portfolio includes shampoos, conditioners, hair treatments, coloring and lightening products, styling products, permanent-wave products, and nail removers. ■■■ ■■■■■■■ ■■■■■■■■■■ ■■■■■■■■■■ ■■ ■■■■■■■■■■ ■■■■■■■ ■■■■■ ■■■ ■■■■■■■■■■ ■■■■■■■■■■■■ ■■■■■■■■ ■■■■■■■■

■■■■ ■■■■■■■■■ ■■■■■ ■■■■■■■ ■■■■■■■■ ■■■■■■■■■■■■■■■■■■■■■■■ ■■■■■■■■■■■ ■■■ ■■■■■■■■ ■■■■■■■■ ■■■■■■■■■■■■ ■■■■ ■■■ ■■■■■■■■■ ■■■ ■■■■■■■■■■■ ■■■■■■■■■■■■ ■■ ■■■■■■■■■■ ■■■■■ ■■ ■■ ■■■■■■■■ ■■■■■■■■■■ ■■■ ■■■■■■■■■■■ ■ ■■■■■■■■■■■■■ ■■■■■ ■■■■■■■ ■■■■■■■ ■■■■■■■■■■■■ ■■ ■■■■■■■■■■■ ■■■■■■■■■■ ■■■■■■■■■ ■■■ ■■■■■■■■ ■■■■■■■■■ ■■■■■ ■■■■■■■■■■■■■■■ ■■■ ■■■■■■■■ ■■■■■■■■ ■■■ ■■■■■■■■ ■■■■■■■■■ ■■■■■■■■ ■■■■■■■■ ■■ ■■■ ■■■ ■■■■■■ Purchasing Xiomara products and commissioning a separate brand are different commercial choices. The documented product range supports a capability discussion; it does not justify assuming access to Xiomara's training or commercial relationships.

Sources & Evidence

1. Tienda en línea de Xiomara Profesional
   · The Xiomara Profesional storefront displays Laboratorios Zell, S.A. de C.V. and offers hair cleansing, conditioning, treatments, styling, coloring, and lightening categories. Branded product availability does not independently establish another brand's commissioned-development terms. (xiomaraprofesional.com.mx)

2. Xiomara Profesional - ProCollection 2024 Product Catalog
   · Xiomara Profesional's 2024 catalog identifies Laboratorios Zell as manufacturer and names an Iztacalco production location. It includes professional hair products, permanent-wave products, nail removers, and professional training, without establishing that this support extends to third-party ODM customers. ([pub-mediabox-storage.rxweb-prd.com](https://pub-mediabox-storage.rxweb-prd.com/exhibitor/document/exh-93b4d163-83c3-4d68-af58-497b66ed6492/e85533c5-3ec7-4bc6-bfdb-f78dc1e95fee.pdf))

24.82. Biolecce

Biolecce markets a full-service cosmetics offering from Lençóis Paulista, São Paulo, combining formula development, brand concept and positioning, packaging and label design, documentation, production, filling, and final-product logistics. ■■■ ■■■■■■■ ■■■■■■■■■ ■■■■■■■■■■■■ ■■■■■■■ ■■■■■■■■■■■■ ■■■■■■■■■ ■■■■■■■■■■■■ The relevant capability is coordination between product development and brand presentation, rather than manufacturing alone.

A hair-care brand lacking internal packaging-design and launch-coordination resources can evaluate this combined remit while retaining concept and artwork approval. For Brazilian engagements, Anvisa describes outsourcing notification as a request by the holder of a product's regularization when it contracts production or associated services. ■■■■■ ■■■ ■■■■■■■■ ■■■■■■ ■■■■■■■■■ ■■■■■■■■ ■■■■ ■■■■■■ ■■■ ■■■■■ ■■■■■■■■■■■■■■ ■■■■■■■■■■■■■■■■ ■■■■■■ ■■■■■■■ ■■ ■■■ ■■■■■■■■■■■■ ■■■■■■ ■■■■■■■■■■■ ■■■■■■■■■■■■■ ■■■■■■ ■■■■■ ■■■■■■■■ ■■■ ■■■■■■■■■■■ ■■ ■■■ ■■■■■■■■■■■■ ■■■■■■■■■ ■■ ■■■■■■■■■■■■ ■■■■■ ■■■ ■■■■■■ ■■ ■■■■■■■ ■■■ ■■■ ■■■■■■ ■■■■■■■■■ ■■■ ■■■■■■■■■ ■ ■■■■■■■■ ■■■■■■■■ ■■■■■■

Sources & Evidence

1. Biolecce | LinkedIn
   · Biolecce's company-authored presentation identifies Lençóis Paulista and describes formula development, brand positioning, packaging and label design, documentation, production, filling, and logistics. Its updates discuss commissioned hair-care development. ([linkedin.com](https://www.linkedin.com/company/biolecce))
2. Notificar Terceirização de Etapas de Produção e/ou Controle de Qualidade de Cosméticos
   · Anvisa describes outsourcing notification as a request submitted by the holder of cosmetic regularization when contracting manufacturing or associated services. Identifying that holder separately from Biolecce's full-service remit is a commercial implication. ([gov.br](https://www.gov.br/pt-br/servicos/notificar-terceirizacao-de-etapas-de-producao-e-ou-controle-de-qualidade-de-cosmeticos))

24.83. Di Fiorenna

Di Fiorenna offers customized cosmetic development and manufacture from Franca, São Paulo. Its specialties include hair cleansing, conditioning and styling products, hair-lightener powders, skin care, body care, men's grooming, and personal fragrance. ■■■ ■■■■■■■■■ ■■■■■■■■ ■■■■■■■ ■■■■■■■■■■ ■ ■■■■■■■■ ■■■■■■■■■■■■■■ ■■■■■■ ■■■■■ ■■■■■■ ■■■■■■■■■■■■■■■■■■■■■■■ ■■■■■■ ■ ■■■■■■■■ ■■■■■■■■■■ ■■ ■■■■■■■■■■■ ■■■■■■ ■■■■ ■■■■■ ■■■■ ■■■■■■■■ ■■■■■■■ ■■■ ■■■■■■■■■■■ ■■■■■■■■■■■

■■■ ■■■■■■■■■ ■■■■■■■ ■■■■■■■■■■■■ ■■■■ ■■■■■■■■■ ■■■■■■■■■ ■■■■■■■■ ■■■■■■ ■■■ ■■■■ ■■■■■■■■■■■ ■■■■■■■■■ ■■■ ■■■■■■ ■■■■■■■■■■■ ■■■■■■■■■ ■■■■■ ■■■ ■■■■■■■■■■■ ■■■■■■■■■

A professional hair-care brand can evaluate the combination of product development and packaging finishing, provided the required functions and executing locations are confirmed. Coordinating these activities through one provider can reduce handoffs; separately sourcing decoration preserves more packaging flexibility but adds interfaces.

■■■■■■■■■■■■ ■■■■■■ ■■■■■■■■■■■ ■■■ ■■■■■■■■■ ■■■■■■■■ ■■■■ ■■■■■ ■■■■■■■■■ ■■■■■■■■ ■■■ ■■■■■■■■■ ■■■ ■■■■■■■ ■■■■■■■■ ■■■■■■■■■ ■■■■■■■■■■■■■ ■■■■■■■■ ■■■■■■■■■■ ■■■ ■■■■■■■■■■■■■■ ■■■ ■■■■■■■■■ ■■■■■■■■ The broader skin, body, and fragrance portfolio offers additional commissioning options, but does not establish identical capability across categories or destinations.

Sources & Evidence

1. Especialidades - Difiorenna
   · Di Fiorenna lists hair cleansing, conditioning, styling, and lightener powders, together with skin care, body care, men's grooming, and personal fragrance. It identifies Franca, São Paulo. The categories support offering-specific qualification, not universal capability.
   ([difiorenna.com.br](https://difiorenna.com.br/especialidades/))
2. Sobre - Difiorenna
   · Di Fiorenna's company history describes customized development and manufacture and identifies a dedicated hair-lightener powder unit. The profile treats current facility acceptance as a verification requirement rather than inferring it from the historical description.
   ([difiorenna.com.br](https://difiorenna.com.br/sobre/))
3. Di Fiorenna Cosmetic Outsourcing
   · Di Fiorenna describes customized cosmetic development, packaging storage, brand and regulatory support, carton production, bottle and tube decoration, and labeling. Consolidated finishing versus separately sourced decoration is an analytical contracting comparison.
   ([difiorenna.com.br](https://www.difiorenna.com.br/di-fiorenna--eng.html))

24.84.Le Cosmétique

Le Cosmétique describes cosmetic formulation, packaging, and label development from São Miguel Paulista, São Paulo. Its service presentation identifies an owned factory, work involving either customer or supplier formulas, and assistance with Anvisa product notification. ■■■■ ■■■■■■■■ ■ ■■■■■ ■■■ ■■■■■■■■■■ ■ ■■■■■■■ ■■■■■■■■■■ ■■■■■■■■■■■■■■■■■■■■■■■■■■■■■■■■ ■■■■■■■■■■ ■■■■■■■ ■■■■■■■■ ■■■■■■■■■■■ ■■■■■■■■■■ ■■ ■■■■■■■■■■ ■■■■■■■■■■ ■■■■■■■■■■■

■■■ ■■■■■■■■■■■ ■■■■■■■ ■ ■■■■■■■■ ■■■■■■■ ■■■ ■ ■■■■■■■■ ■■■■■■■ ■■ ■■■■■■■■■■■■ ■■■■■■■■■ ■■■ ■■■■■■■■■■■■ A buyer should establish whether the proposal involves adoption, adaptation, custom development, or execution of an unchanged specification, and identify the corresponding development deliverables. A supplier formula should not be assumed to be an openly licensed catalog product or a transferred intellectual-property asset.

■■■■■■ ■■■■■■■■■■■ ■■■■■■■■■■ ■■■■ ■■■■■■■ ■■■■■■■■■■■■ ■■■■■■ ■■■■■■■■■ ■■■■■■■■■■ ■■■■ ■■■■■■ ■■ ■■■■■■■■■■ ■■■■■■■■■■■■ ■■■ ■■■■■■ ■■■■■ ■■■■■■■■■■■ ■■■■■■ ■■■■■■■ ■■ ■■■■■■■ ■■■■■■■■■ ■■■■■■ Le Cosmétique's development and factory offering can consolidate these interfaces, but a buyer retaining its own formula and packaging decisions must still specify the supplier's adaptation work, acceptance criteria, and documentation responsibilities.

Sources & Evidence

1. Produtos - Le Cosmetique | Fábrica e Terceirização de Cosméticos
   · Le Cosmétique describes an owned factory, customer- or supplier-formula routes, packaging and label support, and assistance with Anvisa notification. The page does not settle catalog licensing, formula transfer, or termination rights; those are contracting verification questions. ([lecosmetique.com.br](https://lecosmetique.com.br/produtos/))
2. Quem Somos - Le Cosmetique | Fábrica e Terceirização de Cosméticos
   · Le Cosmétique describes formulation, packaging, and label development and identifies an operating address in São Miguel Paulista, São Paulo. This supports its local development orientation without establishing independent commercial outcomes. ([lecosmetique.com.br](https://lecosmetique.com.br/quem-somos/))

24.85. Bio Bothanic

[redacted] Its company presentation describes custom development, private-label solutions, and industrialization support, with packaging development and delivery preparation. The listed categories include skin care, makeup, lip products, facial powders, creams, exfoliants, and body care, providing category-specific starting points for buyer qualification.

[redacted] The industrialization label should be unpacked to establish whether it includes product design or adaptation, rather than being treated as equivalent to custom development. Contracts should specify packaging procurement, artwork, finishing, documentation, and the final delivered state.

Bio Bothanic advertises Anvisa regularization assistance and has described opening conversations with international brands and partners. [redacted] Integrated delivery can simplify coordination, while a narrower arrangement preserves selective control and leaves more interfaces with the commissioner.

Sources & Evidence

1. Bio Bothanic - A melhor fábrica de terceirização de cosméticos
   · Bio Bothanic describes development, production, filling, finishing, full-service and industrialization arrangements, Anvisa assistance, and a Guarulhos location. Separating development contribution from completion state is an analytical implication of these advertised arrangements. ([biobothanic.com.br](https://www.biobothanic.com.br/))
2. Bio Bothanic Cosmetics Manufacturing | LinkedIn
   · Bio Bothanic's company-authored presentation lists custom development, private label, packaging development, and skincare and makeup categories, including lip products and facial powders. Its international-partner statement describes opening conversations, not completed destination-specific delivery arrangements. ([linkedin.com](https://www.linkedin.com/company/laboratorio-bio-bothanic-perfumaria-e-cosmeticos))

24.86. Cosmefar

[illegible] Its makeup offering expressly covers gloss, liquid lipstick, liquid foundation, liquid highlighter, and primer, with development limited to liquid and semisolid formulations. This makes it a candidate for differentiated makeup briefs, not a demonstrated substitute for pressed-powder or cosmetic-pencil specialists.

Cosmefar states that sample approval does not commit the buyer to production. Brand operators can therefore separate development acceptance from the subsequent supply commitment, subject to the agreed terms. [illegible]

Sources & Evidence

1. Terceirização de Maquiagem | Marca Própria | Cosmefar
   · Cosmefar lists gloss, liquid lipstick, liquid foundation, liquid highlighter, and primer, and expressly limits its makeup offering to liquid and semisolid formulations. ([cosmefar.com](https://cosmefar.com/terceirizacao-de-maquiagem/))
2. Desenvolvimento Exclusivo de Cosméticos | Cosmefar
   · Cosmefar states that it develops from individual briefs rather than a ready-made catalog, identifies Brazil as its headquarters, offers regulatory assistance, and says sample approval does not commit buyers to production. (cosmefar.com)

24.87. AERZ Química

[illegible] Cosmetics sit alongside cleaning, automotive, and industrial work; its relevant sourcing proposition is aerosol specialization, not demonstrated coverage of every cosmetic format.

A cosmetic-aerosol buyer can investigate an integrated development-and-supply engagement, but should first establish the supported product family, package scope, and destination documentation. Diversified chemical activity does not establish cosmetic-specific acceptance. [illegible]

Sources & Evidence

1. Aerz | LinkedIn
   · AERZ's company-authored description identifies Encantado and outsourced aerosol development, manufacture, and packaging for cosmetics and other sectors; it does not establish offering-specific qualification. ([br.linkedin.com](https://br.linkedin.com/company/aerzaerossol))

24.88.ATP América Latina

[redacted] Full Service combines development, procurement, filling, and logistics; Partial Service accepts buyer formulas or key inputs, while Industrialization accepts all buyer inputs.

Buyers should select the mode according to retained sourcing control and specify ATP's design contribution: development duties are repeated across the descriptions, leaving the division of work unclear. [redacted] ATP also describes ISO xx.xx implementation and certification as in progress; buyers requiring certification should verify achieved status before committing.

Sources & Evidence

1. Terceirização de Líquidos e Aerossóis | ATP América Latina
   - ATP identifies Rio Claro, cosmetic aerosols, differing buyer-input arrangements, overlapping development descriptions, and ISO xx.xx implementation and certification in progress. ([atp.ind.br](https://www.atp.ind.br/))

24.89.Faber-Castell Cosmetics

Faber-Castell Cosmetics combines standard, customized, and exclusive product development with application-specific packaging options. [redacted] This makes coordinated cosmetic-and-package design a relevant selection criterion for eye, brow, lip, and other color-cosmetic briefs, rather than treating the company simply as a formula supplier.

The company identifies family-owned Faber-Castell AG as its parent and color-cosmetic production sites in Germany, Brazil, and the United States, including São Carlos, Brazil. That footprint offers potential execution choices but does not establish that every format is available at every site. [redacted]

Sources & Evidence

1. Our company: Faber-Castell Cosmetics
   - Faber-Castell Cosmetics identifies family-owned Faber-Castell AG as its parent and production sites in Germany, Brazil, and the United States, including São Carlos. ([faber-castell-cosmetics.com](https://faber-castell-cosmetics.com/our-company))
2. Our products: Faber-Castell Cosmetics
   - The company offers standard, customized, and exclusive development, wax-based and liquid products, and mechanical, sharpenable-pencil, and capillary packaging options. Coordinated product-package selection is an analytical implication. ([faber-castell-cosmetics.com](https://faber-castell-cosmetics.com/our-products))

24.90.Agape Outsourcing

[illegible] It identifies a Morro da Fumaça, Santa Catarina, factory and facial, hair, body, and men's-care offerings. Its supplement business is distinct from these cosmetic capabilities.

The proposition is relevant to a brand needing product development and distribution-center delivery coordination. [illegible] Integrated logistics can reduce handoffs, but the stated service does not establish retailer or consumer fulfillment coverage.

24.91. Private

Private identifies its operator as Private Cosméticos Indústria e Comércio Ltda and its production base in Valinhos, São Paulo. Its disclosed categories include hair, skin, body, and fragrance products. [illegible]

[illegible] Packaging sourcing therefore should not be confused with creating the brand identity or delivering an operating sales channel.

[illegible] Private may simplify factory coordination, but a brand without design and fulfillment resources would still need to provide them or appoint complementary providers before launch.

Sources & Evidence

1. Quem Somos | Private Cosméticos
   · Private describes its Valinhos production base and categories including hair, skin, body, and fragrance products. ([privatecosmeticos.com.br](https://privatecosmeticos.com.br/quem-somos))
2. Serviços Full Service de Cosméticos | Private Cosméticos
   · Private identifies its legal operator and describes development, production, packaging sourcing, and regulatory support. It expressly excludes branding, label design, outbound freight, and media/marketing, leaving those responsibilities with the buyer or complementary providers. ([privatecosmeticos.com.br](https://privatecosmeticos.com.br/servicos))

24.92. DDP Indústria

DDP Indústria identifies DDP Indústria e Comércio LTDA and a B2B operation in Mogi das Cruzes, São Paulo. [illegible]

[redacted] The commercial offering is therefore broader than a filling-only engagement.

For a brand commissioning a custom finished product, DDP is a candidate for an initial qualification request, not an automatic category match. Buyers should obtain evidence for the intended cosmetic family and format, confirm the executing factory, and define acceptance records before award. [redacted]

Sources & Evidence

1. DDP Indústria - Excelência em Cosméticos
   · DDP identifies its operator, Mogi das Cruzes operation, in-house development, and procurement-to-filled, labeled finished-product outsourcing. These disclosures support qualification, not automatic category equivalence. (ddp.ind.br)

24.93. Cosmaidi

[redacted] Its published range covers professional and take-home hair care, facial and body care, fragrance, and sun care.

[redacted] Advertised custom-development exclusivity should become an explicit contractual deliverable. Consolidation can simplify coordination within accepted categories; a separately qualified makeup supplier is preferable when the requested offering falls outside confirmed scope.

Sources & Evidence

1. Cosmaidi | Terceirização de Cosméticos em Blumenau / SC
   · Cosmaidi describes an in-house development laboratory, customer-brand manufacture in Blumenau, broad care categories, and makeup removers with other makeup items subject to consultation.

24.94. Line Indústria de Cosméticos

Line Indústria de Cosméticos combines product development and outsourced production with packaging development, brand identity, promotional materials, and sales-team training. [redacted] The service bundle is relevant to retailer, distributor, and professional-channel brand operators that need both a cosmetic offering and commercialization support.

Line describes buyer evaluation of proposed products and formula approval before production. [redacted]

■■■■■■■■■■ ■■ ■■■■■■■■■■ ■■■■■■■ ■■■■■■ ■■■■ ■■ ■■■■■■■■■■ ■■■■■■■■■ ■■■■■■■■■■■■ ■■■■■■ ■■■■■■■■ ■■■■■ ■■■■■■■■ ■■■■ ■■■■■■■■ ■■■■■■■■ ■■■■■■ ■■■■ ■■■■■■ ■■■■ ■■■ ■■■■■■■ ■■■■■■ ■■■■ ■■■■■■ Category fit and buyer signoff should remain prerequisites for authorizing manufacture.

Sources & Evidence

1. Line Indústria de Cosméticos - terceirização de cosméticos
   - Line advertises formula development, outsourced production, packaging development, branding, promotional materials, and training for technical and sales personnel.
   - It identifies retailer, distributor, pharmacy, and professional-beauty commissioning customers.
2. Linha de produtos - Line Indústria
   - Line lists hair-care, body-care, and barbershop products and identifies its factory in Lauro de Freitas, Bahia.
   - It offers development of new formulas when the requested product is outside the listed lines.
3. Como funciona - Line Indústria
   - Line describes buyer evaluation of developed products and formula approval before production.
   - Separating product approval from artwork, promotional deliverables, and channel acceptance is the profile's commercial interpretation.

24.95. Z.H INDUSTRIA COSMETICA

Z.H INDUSTRIA COSMETICA lists Pontal, São Paulo, as its base and advertises formula development through finished-product supply for hair care, body care, and perfumes. ■■■ ■■■■■■ ■■■■■■■■ ■■■■■■ ■■■■■■■■■■ ■■■■■■■■ ■■■■■■■■■■ ■■■■■■■■■■ ■■■■■■■■■■ ■■■ ■■■■■■■■■ ■■■■■■■ ■■■■ ■■■■■■■■ ■■■■■■■ ■■■■■■■■

Packaging-intensive brands should qualify the cosmetic and finishing deliverables together. ■■■■■■ ■■■■■■■■■ ■■■■■■■■■ ■■■■■■ ■■■■■ ■■■■■■■■■■■■■■■ ■■■■■■ ■■■■■■■■■■■■■■ ■■■ ■■■■■■■■■■■ ■■ ■■■■■■■■■■■■ ■■■■■■■■■■■ ■■■ ■■■■■■ ■■■■■■■■ ■■■ ■■■■■■■■■■■■ ■■■■■■■■■■■■ ■■ ■■■ ■■■■■■■■■■ Advertised international regulatory support should be checked against the intended destination and executing site, rather than treated as established cross-border authorization.

Sources & Evidence

1. Z.H INDUSTRIA COSMETICA - Terceirização de Cosméticos
   - Z.H lists Pontal, formula development, finished-product supply, carton packaging, container decoration, regulatory support, and materials storage with periodic balance reports.

24.96. C&R Cosméticos e Terceirização

■■■ ■■■■■■■■■■ ■ ■■■■■■■■■■■■ ■■■■■■■■■ ■■■■■■■■■■■■ ■■■■■■■■■■■■■■ ■■■ ■■■■■■■■ ■■■■ ■■■ ■■■■■■■ ■■■■ ■■■■■■■■■■■■■■■■■■■■■■ ■■■■■■■■■■■■ Its offering spans facial, body, hair, sun-care, fragrance, and noncompact makeup products. It identifies professional distributors, pharmacies, clinics, beauty retailers, and online stores as customer types.

■■■■ ■■■■■ ■■ ■ ■■■■■■■■ ■■■■■■■■■ ■■■ ■■■■■■■■■■■■■■■■ ■■■■■■ ■■■■■■■■■■■■■ ■■■■ ■■■■■■■■ ■■ ■■■■■■■■■■ ■■■■■■■ ■■■ ■■■■■■■■■ ■■■■■ ■■■■■■ ■■■ ■■ ■■■■■■■ ■■ ■■■■■■■■■ ■■ ■■■■■■■■■■■■■■ ■■■■■■■■■■■■ Buyers should obtain product-specific acceptance and current site documentation before an award. Consolidating supported products offers a

common development interface; an unconfirmed pressed-makeup requirement warrants separate qualification.

Sources & Evidence

1. C&R Cosméticos e Terceirização - Transformando sonhos em realidade!
   - C&R describes São Paulo development, manufacturing, and filling, pharmacist-biochemist management, specialty-channel customers, and care, fragrance, and noncompact makeup offerings.

24.97. BeHub

BeHub, identified as BeHub Soluções Cosméticas Ltda in Uberlândia, Minas Gerais, presents custom formula development, cosmetic outsourcing, regulatory management, packaging design, and catalog-based white-label programs. These offer distinct commissioning choices: adopting an available offering versus developing a more personalized product. ■■■■■■■ ■■■■■■■■■■ ■■■■■ ■■■■■■■■■■ ■■■ ■■■■■■■■■■ ■■■■■■■■■■ ■■ ■■■■■■■ ■■■■■■■

Its industrial-partner program provides a more specific account of execution: BeHub says it selects and supervises partner manufacturers and coordinates materials and logistics, while the manufacturer retains production-quality responsibility. A buyer should therefore distinguish the commercial coordinator from the executing factory. ■■■■■■■■■■■■ ■■ ■■■■■■■■■■ ■■■■■■■■■■■ ■■ ■■■ ■■■■■■ ■■■■■■■■■■■■■■■■■■■■ ■■■■■■■■■ ■■■ ■ ■■■■■■■■■■■ ■■■■■■■■■■■ ■■■■■■ ■■■■■■■■■■■ ■■■■■■ ■■■ ■■■■■■■■■■■■■ ■■■■■■■■■ ■■■■■■■■ ■■■■■■■ ■■■■■■ ■■■■■■■■■■■■■ ■■■■■■■ ■■■ ■■■■■■■■ ■■■■■■■■■■■■ ■■■ ■ ■■■■■■■ ■■■■■■■

The managed route is useful when sourcing and coordination resolve a demonstrated buyer capability gap; direct engagement remains an alternative for buyers able to manage those interfaces. ■■■■■■■■■■■■■ ■■■■■■■■■■■ ■■■ ■■■■■■■ ■■■■■■■ ■■■■■■■ ■■■■■■■ ■■■ ■■■■■■■ ■■■■ ■■■ ■■■■■■■ ■■■■■■■■■■■■ ■■■■■■■ ■■■■■■■■■■■■■ ■■■■■■■ ■■■■■ ■■■■■■■ ■■■■■■■■■ ■■■■■■■■■■■■■ ■■ ■■■■■■ ■■ ■■■■■■■■■■ ■■ ■ ■■■■■■■■ ■■■■■■■■■■■■

Sources & Evidence

1. BeHub | Mercado Cosmético, Indústria, Terceirização e Inteligência
   - BeHub presents custom formula development, cosmetic outsourcing, regulatory management, packaging design, white-label programs, and distribution services.
   - Its footer identifies BeHub Soluções Cosméticas Ltda in Uberlândia, Minas Gerais; industrial-integration descriptions do not establish engagement-specific plant ownership.
2. Indústria Parceira - Credenciamento Industrial | BeHub
   - BeHub's partner program describes manufacturer selection, supervision, materials coordination, and logistics, while allocating production-quality responsibility to the manufacturer.
   - The program describes ongoing accreditation fees, project-linked remuneration, and access to quotations rather than a stated purchase commitment.

24.98. Cosméticos Full Service

Cosméticos Full Service advertises a launch-to-fulfillment bundle for hair and skin-care brands: custom development, packaging, Brazilian regulatory assistance, storage, nationwide delivery, and digital-channel setup.

For online sellers, the relevant distinction is fulfillment coordination beyond manufacturing. Its description of working alongside an industrial structure does not establish plant ownership. ■■■■■■■■■ ■■■■■■ ■■■■ ■■■ ■■■■■■■■■■■■ ■■■ ■■■■■■■■■■■ ■■■■■■■ ■■■■■■■■■■■ ■■■■■■■ ■■■■■■ ■■■■■■■■■■■■ ■■■ ■■■ ■■■■■■■ ■■■■■■■■ ■■■■■ ■■■■■■ ■■■ ■■ ■■■■■■■ ■■ ■■■■■■■■■■ ■■■■■■■■ ■■■■■■■■■ ■■ ■■■■■■■ ■■■■■■■■ ■■■ ■■■■■■ ■■■■■■■■■ ■■■■■■ ■■■■ ■■■■■■■■ ■■■■■■■■■■ ■■■ ■■■■■■■■■ ■■■■■■■■■■■■ ■■■■■■ ■■■■■■■■ ■■■■ ■■■ ■■■■■■■■ ■■■■■■■■

Sources & Evidence

1. Cosméticos Full Service | Marca própria de cosméticos do zero ao mercado
   - Cosméticos Full Service advertises custom development, packaging, regulatory assistance, nationwide fulfillment, digital-channel setup, and hair and skin-care lines; its industrial coordination description does not establish plant ownership.

24.99. Terceirize Cosmético

Terceirize Cosmético provides a consultative project-management route focused on aerosols and pressed makeup. ■■■ ■■■■■■■■■■■ ■■■■■■■■■ ■■■■■■■■■■ ■■■■■■■■■■■■■ ■■■ ■■■■■■■■ ■■■■■■■■■ ■■■■ ■■■■■■■ ■■■■■■■■■■■ ■■■ ■■■■■■■■■■■■■ ■■■■ ■■■■■■■■■■ ■■■■■ ■■■■■■■■■■■■■■ ■■ ■■■■■■■■■■ ■■■■■■■ ■■■ ■■■■■■ ■■ ■■■ ■■■■■■■■■ ■■■■■■■■■■■■ ■■■ ■■■■■■■■■■ ■■■■■■■■■ ■■ ■■■ ■■■■■■■■■■ ■■■■■■■■■■■■■■■■■ This is a stated representative relationship, not evidence that Terceirize owns the plant.

For a brand commissioning pressed powders, blush, or eye shadow alongside an aerosol offering, the route provides a named manufacturing interface and coordinated commercial follow-up. The company describes national shipping and buyer approval checkpoints. ■■■■■■■ ■■■■■■■■■ ■■■ ■■■■■■■ ■■■ ■■■■■■■■■ ■■■■■■■■■■■■■■ ■■■■■■■■■■ ■■ ■■■ ■■■■■■■■■ ■■■■■■■■■ ■■■■■■■ ■■ ■■■■■■■■■■ ■■■■■■■■ ■■■ ■■■■■■■■■■■■■■ ■■■ ■■■■■■■ ■■■■■■■■■■ ■■■■■■■■■■■■■■ ■■■■■■■■ ■■■■■■■■■■■■ ■■■ ■■■■ ■ ■■■■■■ ■■■■■■■■ ■■■■■■■■■■■■■■■■■■■■ ■■■■■■■■■■ ■■■ ■■■■ ■■ ■■■■■■■■■■ ■■■■■■■ ■■■■■■■■■■ ■■■■ ■ ■■■■■■■■■ ■■■■■■■■■■■■ ■■ ■■ ■■■■■■■■■■■■ ■■■■ ■■■ ■■■■■ ■■■ ■■■■■■■ ■■■ ■■■■■ ■■■ ■■■■■■■■■ ■■■■■■■■

Sources & Evidence

1. Sobre a Terceirize Cosmético | Terceirização de Cosméticos
   - Terceirize Cosmético distinguishes consultation and project coordination from factory execution, describes aerosol and pressed-makeup projects, buyer approval checkpoints, technical-team access at decision points, and national shipping.
2. Terceirização de Compactados: Pó, Blush e Sombra | Lary
   - The pressed-makeup page identifies Lary Terceirizações in Mairiporã as the executing manufacturer and Terceirize Cosmético as its authorized representative.
   - It lists pressed powders, blush, eye shadow, and related makeup offerings and describes aerosol production within the same stated manufacturing operation.

24.100. MZ Cosméticos

MZ Cosméticos offers personalized development and production across hair care, facial and body care, fragrance, personal hygiene, and external intimate care. ■■ ■■■■■ ■ ■■■ ■■■■■ ■■■■■■■ ■■■■■■■ ■■■ ■■■■■■■■■ ■■■ ■■■ ■■■■■■■■■■■ ■■■■■■■■■■■ ■■■■■■■■■ ■■■■■■■■■■■■■ ■■■ ■■■■■■■■■■ ■■■■■■■■■ ■■■■■■■■■■■■■■■ ■■■■■■■■ ■■■ ■■■■■■

[redacted] These support consideration for a brand seeking a coordinated sensory identity across several care categories, subject to product-specific acceptance.

[redacted] Buyers should also agree the prototype acceptance criteria, documentation deliverables, and formula rights. Customization provides positioning flexibility but requires buyer involvement in development and claims approval rather than reliance on a broad promotional description.

Sources & Evidence

1. COSMOS Certification - Organic and Natural Products and Raw Materials
   - COSMOS distinguishes ORGANIC and NATURAL finished-product certification from CERTIFIED and APPROVED raw-material signatures.
   - This supports separate verification of product-specific certification for a certified-positioning brief, without determining MZ's certification status.
2. Serviços | MZ Cosméticos
   - MZ lists personalized development and manufacture across facial, hair, body, fragrance, personal-hygiene, external-intimate-care, and natural-oriented offerings.
   - The page supplies a São Paulo contact address, not an independently verified production footprint.
3. Desenvolvimento de Marca de Cosméticos | MZ Cosméticos
   - MZ describes its own development laboratory, personalized sensory development, supporting technical documentation, regulatory guidance, and vegan customization.
   - The buyer's prototype, documentation, and formula-rights approval requirements are commercial implications rather than independently established contract terms.

24.101. Magistris do Brasil

[redacted] Its disclosed capabilities include an R&D laboratory and internally executed manufacturing, filling, labeling, and dispatch, with specialist partners supporting packaging development. This combination can provide a coordinated route for a brand commissioning a finished cosmetic offering, although a production-only engagement should not be confused with supplier-led development.

Regulatory qualification requires particular care. An ANVISA resolution published on December xx.xx 2015 suspended specified products manufactured by the company because they lacked registration, notification, or listing, and required their recall. [redacted]

[redacted]

Sources & Evidence

1. Magistris do Brasil | Indústria de Cosméticos
   - The company identifies its operator as Magistris do Brasil Laboratório Dermocosmético Ltda and gives its location as Guapiaçu, São Paulo.
2. Soluções - Magistris do Brasil | Indústria de Dermocosméticos
   - Magistris describes an R&D laboratory, internally executed manufacturing, filling, labeling and dispatch, and packaging support through specialist partners.
   - It offers technical assistance for Brazilian product regularization; this is a supplier service description, not confirmation of an individual engagement's authorization.
3. Projetos - Magistris do Brasil | Indústria de Dermocosméticos
   - Magistris separately describes custom development, manufacture of existing customer formulas, and a standard product portfolio for client brands.
   - Its development proposition distinguishes the company's production role from the commissioning company's selling role.
4. Alerta Sanitário - VIGIPÓS Nº. 003/2016 - Área: Cosméticos
   - The official health alert reproduces ANVISA Resolution RE xx.xx, dated December xx.xx 2015 and published December xx.xx 2015.
   - The resolution suspended specified Magistris-manufactured products lacking registration, notification or listing and required their recall; it does not determine present company-wide authorization or subsequent resolution.

24.102. PREBEL

[redacted] Other manufacturing arrangements allocate material purchasing differently. Formula and packaging development resources, a pilot facility, and supply-chain services support a coordinated offering, but the customer's agreement must identify the actual development contribution rather than infer it from the manufacturing service label.

For a brand entering Colombia, PREBEL's additional proposition is local logistics, sales operations, marketing execution, and brand management. These services can address a genuine commercialization capability gap, but they should be contracted separately from product supply. [redacted]

Sources & Evidence

1. Soluciones - PREBEL
   - PREBEL distinguishes available private-label products, turnkey design and supply, and manufacturing arrangements with different material-purchasing responsibilities.
   - Distribution and licensing are separately described Colombian commercialization services; comparing their delegation of brand execution is a commercial inference.
2. Servicios - PREBEL
   - PREBEL describes formula and packaging development resources, a pilot facility, supply-chain services, and manufacturing support.
   - Its Colombian commercialization offering includes logistics design, sales operations, marketing execution and brand building; customer channel acceptance is not established.
3. Categorías - PREBEL
   - PREBEL's disclosed categories include hair care, sun care, body care, skin care, personal fragrance and color cosmetics.
   - Category descriptions establish advertised portfolio coverage, not universal site or destination suitability.

24.103. Grupo Hada

Grupo Hada offers customized product design, development, packaging design, and manufacturing across beauty, personal care, and fragrance. ■■■ ■■■■■■■■■ ■■■■■ ■■■■■■■■■ ■■■■■ ■■■■■■■ ■ ■■■■■■■■ ■■■■■ ■■■ ■■■■■■■■■■ ■■■ ■■■ ■■■■■■■ ■■■■■■■■ ■■■■■■■■■ ■■■■■ ■■■■■■■■■■■■ ■■ ■■■■■■■■■■■■ ■■■■■■■■ ■■■■■■■■ ■■■■■■■■ ■■■■ ■■■ ■■■■■■■ ■■■■■■■■■■ ■■■■■ ■■■■■■■■■■ ■■■■■■■■ ■■ ■■■■■■■■■■■■ ■■■■■■■ ■■■■ ■■■■■■■■■■ ■■■■■■■■■ ■■■■■■■■■■■■■■ ■■■ ■■■■■■■ ■■■■■■■■■■■■■ ■■■■■■■■■ ■■■■■■■■ ■■■■ ■■■■■ ■■■■ ■■■■■■ ■■■ ■■■■■■■■■■■■ Household and industrial offerings are separate activities and should not be used to infer additional cosmetic-format capability.

■ ■■■■■ ■■■■■■■■■■■■■ ■■■■ ■■■■■■■ ■■■ ■■■■■■■■■ ■■■■■■■ ■■■■■■■ ■■■■■■■ ■■■ ■■■■■■■■■■ ■■■■■■■ ■■■ ■■■■ ■■■ ■■■■ ■■■■■■■■ ■■■■■■■ ■■■■ ■■■■■ ■■■ ■■■■■■■■ ■■ ■■■■■■■■■■■■■■■■ ■■■■■■■■■■■ ■■■■■■■ ■■■■■■■■■ ■■■ ■■■■■■■■ ■■■■■■■■■■■■■ ■■■ ■■■ ■■■■■■■■ ■■■■■■■ ■■■■■■■■ ■■■■■■■■■■■ ■■■■■■■■■■■■■■■■ ■■■ ■■■■■■■■ ■■■■■■■■■■■■■ ■■■■■■■■■■ ■■■ ■■■■■■■■ ■■■■■■■■■■■■■■■ Consolidation offers fewer commercial interfaces; retaining specialist suppliers offers more selective control when a format or destination requires distinct qualification. References to FDA in promotional materials should not be interpreted as cosmetic approval: cosmetic facility registration and product listing do not establish FDA approval of a facility or its products.

Sources & Evidence

1. Registration & Listing of Cosmetic Product Facilities and Products | FDA
   - FDA states that cosmetic facility registration and product listing do not indicate approval of a facility or its cosmetic products.
   - The profile applies that distinction to interpreting Grupo Hada's promotional FDA references.
2. Manufactura 360° - Grupo Hada
   - Grupo Hada offers customized design, development, packaging design and manufacturing.
   - Its disclosed personal-care portfolio includes hair care, skin care and deodorants; household and industrial offerings are separately presented.

3. Plantas de manufactura - Grupo Hada
   - Hada International's Barranquilla site describes cosmetic bars and liquid products.
   - Cosméticos Trujillo's Tepotzotlán site describes fragrance, cosmetic-bar and liquid-product manufacturing; these site descriptions do not establish interchangeability.

24.104. Bouquet

Bouquet's distinctive commercial proposition is the connection between cosmetic development and olfactory identity. The Medellín-based company offers facial, body, and hair cosmetics using available or customized products, with manufacturing, filling, and final presentation included in its disclosed service. [redacted]

The buyer should distinguish adoption of an available scent from a commissioned signature fragrance and specify the finished-product responsibilities associated with each. [redacted] Ingredient supply and scent-marketing services should remain separate from the commissioned cosmetic offering.

Sources & Evidence

1. Maquila de Cosméticos para Crear tu Marca | Bouquet
   - Bouquet offers facial, body and hair cosmetic development using available products or customized development, with manufacture, filling and finished presentation.
   - It also distinguishes manufacture of customer-supplied formulas and identifies olfactory identity as part of its cosmetic proposition.
2. Maquila de Perfumes para Crear tu Marca | Bouquet
   - Bouquet offers available fragrances, customer-supplied fragrance manufacture, and customized olfactory development with finished-product supply.
   - Coordinating personal fragrance and scented cosmetic briefs is a conditional commercial implication, not evidence of superior consumer outcomes.
3. Contáctanos | Bouquet Aromas y Fragancias
   - Bouquet identifies its business contact location in Medellín, Colombia.

24.105. Belléthique

Belléthique Corp. Ltda in Bogotá offers a modular alternative to an exclusively full-service cosmetic engagement. [redacted]

A brand with established packaging suppliers can retain those relationships while commissioning development and the agreed cosmetic supply state. A brand without purchasing and coordination resources can instead evaluate an integrated component-supply arrangement.

Sources & Evidence

1. Maquila cosmética en Colombia y desarrollo de producto | Bellethique
   - Belléthique separates custom development, existing-product adoption, bulk manufacture, packaging completion and INVIMA support.
   - Its service arrangements allocate component purchasing between supplier and customer; delivery-state and responsibility comparisons are analytical implications.
2. Quiénes somos: ciencia y cosmética desde 2007 | Bellethique
   - The company identifies itself as Belléthique Corp. Ltda in Bogotá.
   - It describes technical, production and quality-assurance roles, documented specifications and records, and a nonconformity-management process; these are company disclosures rather than independently established outcomes.

24.106. CDP Lab SAS

This can be useful to a commissioning business that lacks its own product and presentation coordination resources. The choice between an available offering and custom development should follow the required differentiation and acceptance criteria, rather than an assumed guarantee of faster commercialization or successful distribution.

CDP also advertises formulation exclusivity and confidentiality agreements. Colombian

notification assistance should likewise be defined by its contracted scope, not treated as automatic authorization in another destination.

Sources & Evidence

1. Frequently Asked Questions on Trade Secrets - WIPO
   - WIPO describes confidentiality agreements as measures governing protection and disclosure of secret information, including in licensing relationships.
   - Separating confidentiality from negotiated ownership, reuse and alternative-manufacturing access is an analytical implication for CDP engagements.
2. CDP Lab SAS - Maquila de Productos Cosméticos
   - CDP Lab SAS describes standard-product selection or custom development, brand and packaging support, manufacturing, filling and Colombian sanitary-notification assistance from Cali.
   - It advertises formulation exclusivity and confidentiality agreements; the profile does not infer ownership or manufacturing-transfer rights from these claims.
3. Laboratorio de Maquila de Cosméticos | CDP Lab SAS
   - CDP Lab SAS identifies cosmetic development and contract-manufacturing services for hair, facial and body-care products.

24.107. Laboratorios Tecnolabs

[redacted] This establishes a disclosed affiliation relevant to commercial coordination, but not the complete legal ownership or contracting structure. Tecnolabs separately advertises assistance with export documentation, making the scope of cross-border support a qualification topic for importing brands.

[redacted] This exchanges a more coordinated interface for additional responsibility-allocation requirements. Supplier references to FDA registration or compliance do not establish FDA approval, and promotional export descriptions do not independently verify destination acceptance or the scope of facility credentials.

Sources & Evidence

1. Registration & Listing of Cosmetic Product Facilities and Products | FDA
   - FDA states that cosmetic facility registration and product listing are not an approval program.
   - The profile therefore does not treat Tecnolabs or affiliate registration references as proof of FDA approval.
2. Maquila de Cosméticos en Colombia | Fórmula Propia e INVIMA
   - Tecnolabs offers catalog adoption or custom cosmetic development, packaging coordination and finished-product documentation.
   - Its advertised categories include facial, body, hair, makeup and men's-care products.

3. Nosotros | Laboratorios Tecnolabs - Laboratorio de Maquila Cosmética
   - Tecnolabs identifies Bogotá as its base and describes manufacturing in its own facilities with filling and labeling capabilities.
4. Exportar cosméticos desde Colombia al mundo
   - Tecnolabs advertises assistance with cosmetic export documentation and destination labeling information.
   - These are supplier service claims, not independent confirmation of destination authorization or facility credentials.
5. Maquila de Fajas en Colombia - Ropa Deportiva, Exterior & Cosméticos
   - CI Aliada identifies Laboratorios Tecnolabs as its own cosmetics laboratory.
   - CI Aliada advertises customs, transport and delivery coordination; applicability to a particular cosmetic engagement and the legal contracting structure remain verification questions.

24.108. Laboratorio MMM

Laboratorio MMM identifies its operator as Laboratorio Mundial Marcas y Maquila SAS in Soacha, Colombia. It offers customized hair, facial, body, and nail cosmetics, branded hotel amenities, and product and packaging development. ■■■■■■■■■■■■ ■■■■■■ ■■■ ■■■■■■■■■■■■ ■■■■■■ ■■■ ■■■■■■■■■ ■■■■■■■■ ■■■■■■■■■ ■■■■■■■■■

Hotel buyers should qualify the cosmetic and dispenser presentation together, then specify installation and replenishment responsibilities separately. An amenity or dispenser listing does not establish property-service coverage. ■■■■■■■■■■■ ■■■■■■■■■■■■ ■■■ ■■■■■■■■ ■■■■■■■■■ ■■■■■■■■■■■■ ■■■ ■ ■■■■■ ■■■■■■■■ ■■■■■■■■ ■■■■■■■■ ■■■■■■■■■■ ■■■■■■■■■■■■ ■■■■■■■■■■■■■ ■■ ■ ■■■■■■■■ ■■■■■ ■■■■■■■■ ■■■■■■■■■

Sources & Evidence

1. Laboratorio MMM - Fabricación Cosmética
   - MMM identifies its operator and Soacha location, customized beauty products, hotel amenities, and packaging development. Property-service coverage is not established.

24.109. Laboratorio Espagiria

■■■■■■■■■■■■ ■■■■■■■■■■ ■■■■■■■ ■■■■■■■ ■■■■■■■■■ ■■■■■■■■■■■■■ ■■■■■■■■■■■■■ ■■■■■■■■■■■■■ ■■■■■■■■■■ ■■■■■■■■ ■■■■■■■■ ■■■ ■■■■■■■ ■■■ ■■■■■■■■■■■■■■ ■■■■■■■■■■■■■■ ■■■■■■■■ ■■■ ■■■■■■■■■■ ■■■■■■■■■■■■ ■■ ■ ■■■■■■■■■ ■■■■■■■■■■■■ ■■■■■■■■■■■■ ■■■ ■■■■■■ ■■ ■■■■■■■■■■■■■■■■■■ ■■■■■■■ ■■ ■■■■■■■■■ ■■■■■■■■■■■■■ INVIMA lists Espagiria Laboratorio SAS in Cali. The company also separates integrated manufacturing, scientific support, and brand-incubation programs, allowing a commissioner to distinguish product supply from additional launch assistance.

For an emerging brand without development and packaging coordination resources, the integrated offer is a plausible alternative to managing those interfaces separately. The prerequisite is a responsibility schedule covering the finished deliverable, supporting records, artwork approval, and remaining buyer obligations. ■■■■■■■■■■ ■■■■■■■ ■■■■■ ■■ ■■■■■ ■■■■■■■■■■■■■■■ ■■■■■■■■■■■ ■■■■■■■ ■■■■■■■■■ ■■■■■■■ ■■■■■■■ ■■■■■■■■■■ ■■■■■■■■■■■■■■■ ■■ ■■■■■■■ ■■■■■■■■■■■■ ■■■■■■■■■■■■■ ■■■■■■■ ■■■■■■■■■■ ■■■■■■■■■■ ■■■■■ ■■■■■■■■■■■■ ■■■■■■■■■■■■ ■■■■■■■■ ■■■ ■■■■■■■■■■■■ ■■■■■■■ ■■■■■■■■■■■■ ■■■■■■■■■■■■■■■■

[redacted]

Sources & Evidence

1. Frequently Asked Questions on Trade Secrets - WIPO
   - WIPO distinguishes confidentiality protection from assignment or licensing of confidential information. Applying that distinction to Espagiria's NDA statement supports separate negotiation of use and access rights.
2. Establecimientos fabricantes de productos cosméticos que cuentan con capacidad de producción - Agosto 2026
   - Cali cosmetic establishment: Espagiria Laboratorio SAS.
3. Laboratorio Cosmético Colombiano | Formulación y Maquila
   - Espagiria presents integrated manufacturing, scientific-support, and brand-incubation programs as distinct service options.
4. Formulación, Maquila y Registro INVIMA | Espagiria
   - Espagiria offers custom cosmetic development, manufacturing, packaging assistance, and INVIMA and Andean-market documentation support.
   - The company states that confidentiality agreements precede projects; this statement does not establish the terms of an individual engagement.

24.110. COVESA LAB S.A.S

COVESA LAB S.A.[redacted] This distinction matters for professional hair brands: purchasing customized development and purchasing execution of an existing specification are different commercial commitments.

A commissioner lacking development and packaging capabilities can assess the integrated model, while an established brand can retain greater input control through the customer-materials route. [redacted] Customer-provided inputs retain selected controls but leave more coordination with the commissioner.

Sources & Evidence

1. Frequently Asked Questions on Trade Secrets - WIPO
   - WIPO explains that permitted access and use can be licensed and that independently developed information is not automatically excluded by trade-secret protection. The implication for COVESA is to document exclusivity rather than infer it from customization.
2. Establecimientos fabricantes de productos cosméticos que cuentan con capacidad de producción - Agosto 2026
   - Mosquera authorization includes hair dyes and lighteners.

3. COVESA LAB - Maquila cosmética y desarrollo de fórmulas a tu medida
   - COVESA presents color-focused development alongside hair, facial, and body-care offerings and promises brand-specific formulas.
4. Cómo trabajamos - Modalidades de maquila cosmética | COVESA LAB
   - COVESA distinguishes integrated development and supply, customized development and production, and production using customer-provided materials and packaging designs.
   - The models establish different offered service bundles, not the terms or rights of a particular customer agreement.

24.111. Tecser Laboratorios

[redacted] A commercially relevant feature is its published support for changes to cosmetic notifications, including changes involving the holder, manufacturer, packaging, product name, and brand. This gives an existing brand a reason to assess Tecser for portfolio maintenance as well as new development.

For a commissioner revising an established line, the useful comparison is whether the engagement includes the required documentary changes alongside the revised product and packaging. The buyer should provide the existing regulatory baseline and require a written allocation of submission, artwork, and approval responsibilities before authorizing repeat supply. [redacted]

Sources & Evidence

1. Establecimientos fabricantes de productos cosméticos que cuentan con capacidad de producción - Agosto 2026
   - Tecser's Bogotá cosmetic establishments are listed.
2. Servicios - TECSER
   - Tecser offers development or validation, customer sample approval, manufacturing, packaging, quality support, and product delivery.
   - Its published notification-support services include changes involving the holder, manufacturer, packaging, product name, and brand; acceptance and contractual inclusion remain engagement-specific.

24.112.Dermacorp

[redacted] The company also serves household-hygiene projects, making the applicable product category an important qualification question rather than a reason to treat its entire portfolio as interchangeable. Its cosmetic service is specifically presented as production under the customer's brand.

A launching skin, hair, or body-care brand can assess Dermacorp as a coordinated development and manufacturing supplier, provided the cosmetic brief and delivered state are explicit. Packaging advice should not be mistaken for an agreed obligation to procure every packaging component or deliver a fully market-ready product. ■■■■■■ ■■■■■■ ■■■■■■ ■ ■■■■■■■■■■■■■■■ ■■■■■■■■■■■■■ ■■■■■■■■ ■■■ ■■■■■■■■ ■■■ ■■■■■■■■■ ■■■■■■■ ■■■ ■■■■■■■■■■ ■■■■■■■■■■■■■ ■■■■■■■■■■ ■■■ ■■■■■■■■ ■■■■■ ■■■ ■■■■■■■ ■■■■■■■■■ ■■■■■■■■■ ■■■■■■■■■■■ ■■■■■ ■■■■■■■■■■ ■■■■■■■■■ ■■■■■■■■■ ■■■■■■■■■■■ ■■■■■■■ ■■■■ ■■■■■■■ ■■■■■■■■ ■■■■■■■■■■■■■■■■■■ ■■■■■■■■■■ ■■■■■■■ ■■■ ■■■■■■■■■■ ■■■ ■■■■■■■■■■■■■ ■■ ■■■ ■■■■■■■■ ■■■■■ ■■■■■■■■ ■■■■■■■■■

Sources & Evidence

1. Establecimientos fabricantes de productos cosméticos que cuentan con capacidad de producción - Agosto 2026
   - Tuluá cosmetic establishment: Dermacorp SAS.
2. ¿Cómo crear una línea cosmética desde cero en Colombia? - Dermacorp
   - Dermacorp describes cosmetic development, commissioned manufacture, and INVIMA assistance, while separately identifying household-hygiene work.
   - Its discussion identifies skin, hair, and body-care commissioning contexts; it does not independently establish customer outcomes.
3. Maquila de Productos Cosméticos | Dermacorp Laboratorio
   - Dermacorp offers cosmetic production under the customer's brand, with packaging and labeling advice and quality support.
   - The published service description does not settle project-specific packaging procurement or completion obligations.

24.113.Innovo Lab

Innovo's Envigado qualification covers liquids, semisolids, and bars. ■■■■ ■■■■■■■■ ■ ■■■■■■■■ ■■■■■■■■■■■■■■■■■■■■■■■ ■■■■■ ■■■ ■ ■■■■■■■■■■■■ ■■■■■■■■ ■■■■■■■■ ■■ ■■■■■ ■■■■■■■■ ■■■■■■ ■■■■ ■■■■■■■■ ■■■■■■ ■■ ■ ■■■■■■■■■■ ■■■■ ■■ ■■■■■ ■■■■■■■■ ■■■■■■■■■■■■■

A design-led award should nevertheless require a named development service, relevant finished-product examples, and agreed information and delivery obligations. ■■■ ■■■■■■■■■■■■■ ■■■■■■■■■■■■■ ■■■■ ■■■ ■■■■■■ ■■■■■■■■ ■ ■■■■■■■■■■ ■■■■■■■■■■ ■■■■■■■■■ ■■■■■■ ■■■■■■■■■■■■ ■■■■■■■■■■■■ ■■ ■■■■■■■■ ■■ ■ ■■■■■■■■ ■■■■■■■■■■ ■■■■■■■ ■■■■■■■■■■■■ ■■■■■■■■ ■■ ■■■■■■■■■■■■■■■■■ ■■■■■■■■■■ ■■■■■■ ■■■■■■■■ ■■■■■■■■■ ■■■■■■■■■■■■■■■■■■ ■■■■■■■■■ ■■■■■■■ ■■■■ ■■■■■■■■■■■■ ■■■■ ■■■ ■■■■■■ ■■■■■■■■■ Factory screening can proceed on the documented production basis; commitment to an ODM development bundle should wait until its commercial scope is demonstrated.

Sources & Evidence

1. Establecimientos fabricantes de productos cosméticos que cuentan con capacidad de producción - Agosto 2026
   - Innovo's Envigado authorization covers liquids, semisolids, and bars.

24.114. G7 Laboratorios

■■ ■■■■■■■■■■■■ ■■■■■■ ■■■■■■■■■■ ■■■■■■■■■■■■ ■■■■■■ ■■■■■■■■■■ ■■■■■■■■■ ■■■■■■■■■■■■■■ ■■■■■■■■ ■■■■■■■■■ ■■■ ■■■■■■■■■■ ■■■■■■■■■ G7's Yumbo listing identifies G7 Soluciones Empresariales as operator and distinguishes powder packaging from manufacture. Its website's powder-filling service should therefore be assessed as a specific completion capability, not automatically as evidence of powder-product development and manufacture.

For a commissioner with an independently qualified powder source, G7's filling and labeling proposition may provide a downstream completion option. For a buyer seeking one supplier to develop and supply the powder itself, the executing manufacturer and applicable authorization remain award conditions. ■■■ ■■■■■ ■■■■■■ ■■■■■■■■■■ ■■■■■■■■ ■■ ■■■■■■■■■ ■■■ ■■■■■■■■ ■■■■■■■■■■ ■■■■■■■■ ■■■■■■■■■■■■■■■■■■ ■■■■■■■■■■ ■■ ■■■■■■■■■■■ ■■■■■■■■ ■■■■■■■■■ ■■■■■■ ■■■ ■■■■■■ ■■■■■■■■■■■■ ■■■■■ ■■■ ■■■■■■ ■■■■ ■■■■■■■■■■■■ ■■■■■■■■ ■■■■■■■■■■ ■■■ ■■■■■■■■ ■■■ ■■■■■■■■■■ ■■■■■■■■■■ ■■■ ■■■■■■■■ ■■■■■■■■■■■■■ ■■■■■■■■■■■■ ■■■■■■■■■■ ■■■■■■■■■■ ■■■■ ■■■ ■■■■■■■■ ■■■■■■■■ ■■■■■■■■■■■■■■■■

Sources & Evidence

1. Establecimientos fabricantes de productos cosméticos que cuentan con capacidad de producción - Agosto 2026
   - Yumbo operator: G7 Soluciones Empresariales; powders: packaging and conditioning.
2. Maquila de Cosméticos y Aseo en Cali | Marca Propia
   - G7 presents customized development, samples and approval, manufacturing, filling, labeling, and regulatory guidance.
   - It separately advertises powder filling; the execution arrangement for a complete powder-development engagement is not established by that advertisement.

24.115.Amenics Laboratorios S.A.S.

■■■■■■■■ ■■■■■■ ■■■■■■■■■■■■■ ■■■■■■ ■■■■■■■■ ■■■■■ ■■■ ■■■■■■ That documented perimeter gives commissioners a concrete basis for screening liquid, gel, and soap manufacturing proposals without assuming that every cosmetic format is interchangeable.

For a design-led private-label project, the buyer should establish the actual development contribution and supporting commercial deliverables before awarding a combined ODM engagement. Production qualification alone does not establish a supplier catalog, custom-development service, formula rights, or market-ready completion. ■■ ■■■■■■■■■ ■■■■■■ ■■■■■■■■■■ ■■■■■ ■■■■■■■■ ■■■■■■ ■■ ■■■■■■■■■ ■■■■■■■■ ■■■■■■■■■ ■■■■■■■■■ ■■■■■■■■■■■■■■■ ■■■■■■■■ ■■■ ■■ ■■■■■■■■■ ■■ ■■■ ■■■■■■■■■■■ ■■■■■■■■■■■■■■■ ■■■■■■■■■■■ ■■■■■ ■■■ ■■■■■■■■ ■■■■■■■■■■■■■■■■■■■■■■■■ ■■■■■■■■■■■■ ■■■■■■■■ ■ ■■■■■■■■■■■■■ ■■■■■■■■■ ■■■■■■■ ■■■■ ■■ ■■■■■■■■■■■■ ■■■■■■■■■■■ ■■■■■■■■■■■■

Sources & Evidence

1. Establecimientos fabricantes de productos cosméticos que cuentan con capacidad de producción - Agosto 2026
   - Amenics' Bogotá authorization covers liquids, gels, and soaps.

24.116. GHG Labs

[redacted] INVIMA lists Garden Haissen Group SAS in Bogotá. The cosmetic portfolio includes liquid, semisolid, and solid offerings, giving brands a basis to assess coordinated development and supply across different product formats without assuming that all categories share one authorization pathway.

[redacted] A buyer should therefore confirm the contracted development role, actual executing manufacturer, destination documentation, and applicable pathway before relying on GHG's broader technical positioning. Consolidating cosmetic work with one provider can simplify interfaces; separately qualified execution remains preferable when the destination pathway or intended product is outside the demonstrated engagement scope.

Sources & Evidence

1. Is It a Cosmetic, a Drug, or Both? (Or Is It Soap?) | FDA
   - FDA explains that intended use and claims determine U.S. cosmetic, drug, or overlapping classification. Requiring pathway-specific verification for GHG's mixed service portfolio is an analytical application.
2. Establecimientos fabricantes de productos cosméticos que cuentan con capacidad de producción - Agosto 2026
   - Bogotá cosmetic establishment: Garden Haissen Group SAS.
3. Nosotros - GHG Labs | Químicos farmacéuticos en Bogotá
   - GHG's company page identifies Garden Haissen Group and describes cosmetic development, regulatory support, and commissioned cosmetic manufacture alongside other services.
   - The broader pharmaceutical orientation does not itself establish authorization for a specific crossover engagement.
4. Laboratorio maquilador cosmético y farmacéutico | GHG Labs
   - GHG describes a cosmetic portfolio spanning liquid, semisolid, and solid offerings.

24.117. Grupo Eurobelleza S.A.S.

[redacted] For a brand operator, the commercial choice is therefore the development model and delivered package, not simply outsourced manufacture. A filling-only engagement should be compared separately from an offer that includes product design.

[redacted] Catalog adoption favors reuse, whereas a custom brief accommodates a more specific product concept with additional

approvals. Before committing, buyers should confirm the executing site, packaging and documentation deliverables, and the applicability of the company's claimed GMP credentials.

Sources & Evidence

1. Eurobelleza | Maquilas
   · Eurobelleza distinguishes portfolio-formula adoption, new-formula development with INVIMA assistance, and filling services covering conventional containers, sachets, and collapsible tubes. Comparing their development and completion scope is an analytical implication. ([eurobelleza.com](https://www.eurobelleza.com/))
2. Grupo Eurobelleza | LinkedIn
   · The company's presentation identifies Colombian development and manufacture for third parties alongside its own brands, and claims cosmetic GMP certification. Engagement-specific credential verification is a recommendation, not independent certification confirmation. ([linkedin.com](https://www.linkedin.com/company/grupo-euro-belleza/?originalSubdomain=co))
3. Términos y Condiciones - Leche pal Pelo
   · Leche Pal Pelo's terms identify Grupo Eurobelleza S.A.S. as the website operator domiciled in Santiago de Cali. This establishes the brand-business connection, not commissioned customers' access to its distribution. ([lechepalpelo.com](https://lechepalpelo.com/pages/terminos-condiciones))

24.118. Laboratorio IH

[redacted] Its service bundle includes INVIMA filing assistance, customer-team training, and technical after-sales support. These services make it relevant to brands seeking an external technical interface beyond initial development, although the published offer does not independently establish customer outcomes.

The service description refers to finished products ready for further personalization. Buyers should therefore specify whether branding, packaging completion, and market-placement documentation are included rather than equate finished goods with market-ready delivery. [redacted]

Sources & Evidence

1. Inicio - Instincts Humains
   · Laboratorio IH's website, presented as Instincts Humains, offers cosmetic development and commissioned manufacture for facial, body, and hair care. (laboratorioih.com)
2. Servicios - Instincts Humains
   · The service offer includes personalized development, INVIMA procedures, finished goods ready for personalization, customer-team training, and after-sales technical support. Specifying residual branding and completion work is an analytical implication. ([laboratorioih.com](https://laboratorioih.com/servicios/))
3. Instincts Humains S.A.S | LinkedIn
   · Instincts Humains links its presentation to Laboratorio IH and describes the Funza facility as an expansion under construction. The announcements do not establish qualified operating availability. ([co.linkedin.com](https://co.linkedin.com/company/instincts-humains))

24.119. Belcolor

Belcolor's stated focus is customized cosmetics for small and medium-sized buyers in Argentina. ■■■ ■■■■■■■■■ ■■■■■■■■ ■■■ ■■■■■■■■■ ■■■■■■■■■■■■ ■■■■■■■ ■■■■■■■■ ■■■■■■■■■■■ ■■■ ■■■■■■■■■ ■■■■■■■■■ ■■■■■■ ■■■ ■■■■■ This makes it a plausible development partner for a focused makeup line, rather than evidence of equivalent capability across every cosmetic category or format.

The company identifies its laboratory in Lanús, Buenos Aires, and describes formula development, manufacturing, filling, labeling, and shipment of finished products. ■■■■■■■■■ ■■■■■■ ■■■■■ ■■ ■ ■■■■■■■ ■■ ■■■■■■■■■ ■■■ ■■■■■■ ■■■■■■■■■■ ■■■■■■ ■■■ ■■■■■■■■■ ■■■■■■■■ ■ ■■■■■■■■■■■ ■■■■■■■■■■■■■■■■■■■ ■■■■■■■■■■■ ■■■ ■■■■■■ ■■■■■■■■■■■ ■■■■■■■■■ ■■■■■■■■■■■■ ■■■■■■■ ■■■■ ■■■■■■■■ ■■■■■■■■■ ■■■■■■■■■■■■ ■ ■■■■■■■ ■■■■■■■■■■■■ ■■■■■■ ■■■■■■■ ■■■ ■■■■■■■■ ■■■■■■■ ■■■■■■■ ■■■■■■■ ■■■■■■■■■■■■■■■ ■■■■■■■■■■ ■■■■■■■■■■■ ■■■ ■■■■■■■■■■ ■■■■■■■ ■■■■■■ ■■■■■■■■■■■ ■■■■■■■■■■ ■■■■■ ■■■■■■■■■■ ■■■ ■■■■■■■■ ■■■■■■ ■■■■■■■■■■■■■ ■■■■■■■■■ ■■■■■■■■ ■■■■■■■■■ ■■■■■■■■■ ■■■■■■■■■ ■■■■■■■ ■■■ ■■■■■■ ■■■■ ■■■■■■■■■■■ ■■■■ ■■■■ ■■■ ■■■■■■ Belcolor's authorization and GMP statements require current, site-specific verification.

Sources & Evidence

1. Belcolor Laboratorio Cosmetico
   · Belcolor targets small and medium-sized customers with customized development and third-party manufacture; its listed portfolio includes lip products, foundations, pressed powders, concealers, eyeliners, creams, and gels. ([belcolor.com.ar](https://www.belcolor.com.ar/))
2. El Laboratorio
   · Belcolor identifies a Lanús laboratory and describes development, manufacture, filling, labeling, shipment, and packaging advice supported by container and carton suppliers. It also makes authorization and GMP claims requiring current verification. ([belcolor.com.ar](https://www.belcolor.com.ar/index-xx.xx.html))

24.120. LACA S.R.L.

LACA S.R.L. offers corporate customers advice, product development, manufacturing, and filling supported by its own research laboratory and production plant. ■■■ ■■■■■■■■■ ■■■■■■■■■■ ■■■■ ■■■■■■ ■■■ ■■■■ ■■■■■ ■■■■ ■■■■■ ■■■ ■■■■■ ■■■■■■■ ■■■■■■■ ■■■■■■■■ ■■■ ■■■■■■■■■■■ ■■■■■■■■■■ ■■■ ■■■■■■■ ■■■■■■■■ ■■■■■■■■■■■■■ ■■■ ■ ■■■■■■■■■■■■■■ ■■■■■■■■■■■■ ■■■■■■ ■■■ ■■■■■■ ■■■■■■ ■■■■■■■ ■■■ ■■■■■■ ■■■■■■■ ■■■ ■■■■■■ ■■■■■■ ■■■■ ■■■■■■ ■■■■ ■ ■■■■■■ ■■■■■■■■■ ■■■■■■■■■ ■■■■■■■■■■■ ■■■■■■■■■■■■■■■ ■■■■■■■■■■■■■

■■■■■■ ■■■■■■■■■■■■■■■■■■■■ ■■■■■■■■■ ■■■■■ ■ ■■■■■■■■■ ■■■■■■■■■■ ■■■■■■■■■■■■■ ■■■ ■■■■■ ■■■■■■■■ ■■■■■■■ ■■ ■ ■■■■■■■■ ■■■ ■■■■■■■■■■■ ■■■■■■■■■■■■■ ■■■ ■■■■■■■■ ■ ■■■■■■■ ■■■■■■■ ■■■■■ ■■■■■■■■■ ■■■ ■■■■■■■■ ■■■■ ■■■■■■■■ ■■ ■■■■■■■■■■■■ ■■■■■■■■■■ ■ ■■■■■■■■■■■■ ■■■■■■■■■■■■■ ■■■■■ ■■■■■■ ■■■ ■■■■■■ ■■■■ ■■■■■■■■■■ ■■■■ ■■ ■■■■ ■■■■■■■■■ ■■■■■■■ ■■■■■■ ■■ ■■■■ ■■■■■■■■ Buyers seeking both development and distribution should negotiate channel access separately from manufacturing deliverables. An integrated development relationship can reduce supplier interfaces; a separate distributor

may provide clearer channel accountability where access for the commissioned brand has not been expressly agreed.

Sources & Evidence

1. Atención a empresas
   · LACA's corporate service page describes advice, development, manufacture, filling, an internal research laboratory and plant, and categories including skin care, hair care, sun care, makeup, hygiene, and hotel amenities. ([laboratoriolaca.com](https://www.laboratoriolaca.com/AtencionEmpresas))
2. Términos y condiciones
   · LACA's terms identify the corporate operator and describe SERLACA's independent professional users and locator for LACA products and professional services. Separate negotiation of commissioned-brand channel access is an inference, not a statement that access is unavailable. ([laboratoriolaca.com](https://www.laboratoriolaca.com/Legal/Terms))

24.121.Iquisa

Iquisa's documented Argentine manufacturing scope is relevant to hair-color commissioning. ANMAT's register updated July xx.xx 2024 identifies Industrias Químicas Independencia S.A. (IQUISA) for liquid, semisolid, and hair-dye manufacture, with import/export activities and locations in Loma Hermosa and Buenos Aires city. ■■■ ■■■■■■■■■ ■■■■■■■■■■■■ ■■■■■ ■■■■■■■■■ ■■■■■■■■ ■■■■■■■■■■■■ ■■■■■■■■ ■■■ ■■■■■■■■■■

For a buyer assembling a hair-color line, the important distinction is between registered scope and the facility assigned to the specific offering. Buyers should confirm the commissioned-development contribution, the executing manufacturing and packaging sites, and the records accompanying supply. ■■■ ■■■■■■■■■■■■ ■■■■■■■■■■■■ ■ ■■■■■■■ ■■■■■■■■■■■■■■■ ■■■■■■■■■■■■■ ■■■■■■ ■■ ■■■■ ■■■ ■■■■■■■■■ ■■■■ ■■■■■■■■ ■■■■■ ■■ ■■■■■■■■■ ■■■■■■■■■■■■ ■■■■■■■■■■ ■ ■■■■■■■■■■■■■ ■■■■■■■■■ ■■ ■■■■■■■■■ ■■■■ ■■■■■ ■■■■■■■■■■■■■■■ ■■■■■■■■■■■■ ■■■ ■■■■■■■■ ■■■■■■■■■■■■■■■■ ■■■ ■■■■■■■■■■ ■■■■■■■■■■■■ ■■■■■■■■■■ ■■■■■■■■■■ ■■■■■■■■ ■■■■■■■■■ ■■■■■■■■ ■■■ ■■■■■ ■■■■■■■■■■■■ ■■■■■■■■ ■■■■■■■■■■■■■ ■■■ ■■■ ■■■■■■■■ ■■■■■■■■■■■■■■ ■■■■■ ■■■■■■■ ■■ ■■■■■■■■■■ ■■■■■■■ ■■■■■■■■ ■■■■■■■■■■■■

Sources & Evidence

1. Listado de establecimientos elaboradores/importadores-exportadores de productos cosméticos y de higiene personal - actualizado al 31/07/2024
   · The register updated July xx.xx 2024 lists Industrias Químicas Independencia S.A. (IQUISA), liquid, semisolid, and hair-dye manufacture, import/export activities, and Loma Hermosa and CABA locations. ([argentina.gob.ar](https://www.argentina.gob.ar/sites/default/files/listado_establecimientos_habilitados_cosmeticos_e_hig_oral_31-xx.xx-24_1.pdf))
2. IQUISA | LinkedIn
   · IQUISA's corporate presentation describes cosmetic manufacture, filling, and finishing and links to its Argentine company website. It does not allocate development or manufacturing duties between facilities. ([linkedin.com](https://www.linkedin.com/company/iquisa/))

24.122. Baricosmos

Baricosmos combines third-party cosmetic development with filling and ANMAT registration assistance, including hair and skin care. Its stated laboratory range covers liquids, semisolids,

and powders, while its services page describes tube filling and automated labeling. ■■■■■ ■■■■■■■■■■■■ ■■■■■■■ ■■■■■■■■■■■■■ ■■■ ■■■■■■■■■■■■■■■■■■■■ ■■■■■■■■■■■■ ■■■■■■■ ■■ ■■■■■■■■■■■■ ■■ ■■■ ■■■■■■■■ ■■■■■■■■ ■■■■■■■■ ■■■ ■■■■■■■■■■■■

The company also undertakes Argentine distribution of skin-assessment equipment and cosmetic inputs. ■■■■■ ■■■■■■■■■■■■■■ ■■■■■■■■■■ ■■■ ■■■■■■■■ ■■ ■■■ ■■■■■■■■■■■■■ ■■■■■■■■■■■■■■■ ■■■■ ■■■ ■■ ■■■ ■■■■■■■■■■■■ ■■■■■■■■■■■ ■■■ ■■■■■■■■■■■ ■■ ■ ■■■■■■■■■ ■■■■■■■■ ■■■■■■■ ■■■■■■■ ■■■■■■■■■■■ ■■■ ■■■■■■■■■■■ ■■■■■■■■■■ ■■■■■■■■■■ ■■■■■■■■■■ ■■■■■■■■■■■■ ■■■■■■■■■■ ■■■■■■■■■■■ ■■■ ■■■ ■■■■■■■■■■ ■■■■■■■■■ ■■■■■■■■■■ ■■ ■■■■■■■ ■ ■■■■■■■■■■■ ■■■■■■■■■■ ■■■■■■■■■■ ■■■■■■■■■■ ■■■■■■ ■■■■■■■■■■ ■■■■■■■■■■■■ ■■■ ■■■■■■■■■■ ■■■■■■■■ ■■■■■■■ ■■■■■ ■■■■■■■ ■■■■■ ■■■■■■■■■■■ ■■■■■■■■■■■■■■■■ Before selection, obtain the executing-site authorization, agreed documentation package, and product-specific acceptance criteria rather than treat the distribution portfolio as proof of broader ODM capability.

Sources & Evidence

1. Baricosmos, laboratorio cosmetico, equipos dermatologicos
   · Baricosmos describes third-party cosmetic laboratory services for liquids, semisolids, and powders alongside separate Argentine distribution activities for equipment and cosmetic inputs. Distinguishing these commercial roles is an analytical implication. (baricosmos.com)
2. Baricosmos, Servicios a Terceros | Baricosmos
   · Baricosmos offers development of hair and skin-care products, ANMAT registration assistance, tube filling, labeling, and filling into different packaging formats. Contract-specific qualification is a recommendation rather than an established outcome. ([baricosmos.com](https://baricosmos.com/servicios_a_terceros.php))

24.123. INAVA

INAVA's Argentine manufacturing role is documented through official records. ■■■■■■■ ■■■■■■■■ ■■■■■■■ ■■■■ ■■■ ■■■■ ■■■■■■■■■■ ■■■■■■■■■■■■ ■■■■■ ■■■■ ■■ ■■■■■■ ■■■■■ ■■■■ ■■■ ■■■■■■■ ■■■■■■■■■■ ■■■■■■ ■■■ ■■■■■■■■■■■■■ ■■■■■■■■■■■■ ■■ ■■■■■ ■■■■ ■■■■■■■■■■■ ■■■■■■■■■■ ■■■■■■■■■■ ■■■■■ ■■ ■■■ ■■■■■■■■■■ ■■■■■■■■■■■■ ■■ ■ ■■■■■■■■■ ■■■■■■■■■■ ■■ ■■■■■■■■ A buyer should distinguish that manufacturing role from the commissioned-development contribution and formula rights.

■■■■■■■■ ■■■■■■■■■■■■■ ■■■■ ■■■■■■■ ■ ■■■■■■■■ ■■■■■■■■■■ ■■■■■■■ ■■ ■■■■■ ■■■ ■■■■■■ ■■■■■ ■■■■■■■■■ ■ ■■■■■■■■■■■ ■■■■■■■■ ■■■■■■■■■ ■■■■ ■■ ■■■■■■■■■■■■■ ■■■■■ ■■■■■■■■■ ■■■■■■■■ ■■■■■ ■■■■■■■■■■■ ■■■ ■■ ■ ■■■■■■■■■■ ■■■■■■■■■■■■ ■■■■■■■ ■■■■ ■■■■■■■■■■ ■■■■■■■■■■ ■■■■■■■■■■ ■■■ ■■■■■ ■■■■■■■■ ■■■■■■■ ■■ ■■■■■■■■ ■■■■■ ■■■■■ ■■■ ■■■■■■■■■ ■■■■■■■■■■■■ ■■■■■■■■■ ■■■■■ ■■■■■■■■■■ ■■ ■■■ ■■■ ■■■■■■■ ■ ■■■■■■■■ ■■■■■■ ■■■■■■■■ Buyers should obtain corrective-action evidence and the proceeding outcome before a new infant-care commitment. The documented action supports enhanced qualification, not rejection of every INAVA offering.

Sources & Evidence

1. Listado de establecimientos elaboradores/importadores-exportadores de productos cosméticos y de higiene personal - actualizado al 31/07/2024
   · The same dated register identifies Laboratorios INAVA S.A. in CABA for liquid, semisolid, solid, and hydroalcoholic manufacture. ([argentina.gob.ar](https://www.argentina.gob.ar/sites/default/files/listado_establecimientos_habilitados_cosmeticos_e_hig_oral_31-xx.xx-24_1.pdf))
2. Administración Nacional de Medicamentos, Alimentos y Tecnología Médica - Disposición 2194/2026
   · Disposition 2194/2026, published April xx.xx 2026, identifies INAVA as an authorized manufacturer, prohibits specified PROMARC/FRESH CLUB lots following documented noncompliance, orders PROMARC's withdrawal, and initiates proceedings involving both companies. It does not order blanket plant closure or establish remedial closure. ([boletinoficial.gob.ar](https://www.boletinoficial.gob.ar/detalleAviso/primera/xx.xx/xx.xx))

24.124. Miprolab

Miprolab offers an integrated Chilean route linking cosmetic development with manufacture, filling, labeling, and packaging of liquids and semisolids. Its service base is identified in Pudahuel, Santiago. ■■■ ■■■■■■■ ■■■■ ■■■■■■■■■ ■■■■■■■■■ ■■■■■■■■■ ■■■■■ ■■■■■■■■■■■■ ■■■■■■■■■ ■■■■■■■■■■■ ■■■■■■■■■■■ ■ ■■■■■■■■■ ■■■■■■■■■■■■ ■■■■■■ ■■■■■■■■■■■■■ ■■■■■■■■■■■■■ ■■■ ■■■■■■■ ■■■■■■■■■■ ■■■■■■■ ■■■ ■ ■■■■■ ■■■■■■■ ■ ■■■■■■■■■ ■■ ■■■■■■■■■■■ ■■■■■■■■■ ■■■ ■■■■■ ■■■■■■■■■■■ ■■■■■■■ ■■■■■■ ■■■ ■■■■■■■■ ■■■■■■■■■

Miprolab's warehousing and import services also cover externally manufactured products, so those activities should not be confused with its own development contribution. ■ ■■■■■ ■■■■■■■■■■■■■ ■ ■■■■■■■ ■■■■■■ ■■■ ■■■■■■■■ ■■ ■■■■■■■■■■ ■■■■■■■■■■ ■■ ■■■ ■■■■■■■■■■ ■■■■■■■■■ ■■■■■■■ ■■■■■■■■■ ■■■■■■■■■■ ■■■■■■■■ ■■■■■■■■■ ■■■ ■■■■■■■■■■■■■■■ ■■■ ■■■■■■■■■■■■ ■■■ ■■■■■■ ■■■■■■■■■■■■ ■■■■■■■■■■ ■■■■■■■■ ■■■■■■■■ ■■■■■■■■■■ ■■■■■■■■■■■■ ■■■ ■ ■■■■■■■■■■ ■■ ■■■■■■■■■ ■■■■■■■■■■■■ A buyer with established logistics and regulatory resources may instead purchase selected services to retain control and avoid unnecessary coordination dependence.

Sources & Evidence

1. Servicio de Maquila y Elaboración de Productos Cosméticos - Miprolab
   · Miprolab lists development, liquid and semisolid manufacture, filling, labeling, packaging, warehousing, WMS-based visibility, distribution, import/export coordination, and Chilean regulatory advice; it identifies a Pudahuel, Santiago service base. ([miprolab.cl](https://miprolab.cl/servicios))
2. Somos el Laboratorio Maquilador más moderno de Chile - Miprolab
   · Miprolab describes integrating production, logistics, and regulatory services so customers can focus on commercial management. Selecting integrated or selective services according to buyer capability is an analytical recommendation, not independently verified execution superiority. ([miprolab.cl](https://miprolab.cl/nosotros))

24.125. Laboratorio Dukay S.A.

Laboratorio Dukay S.A. merits consideration for cosmetic programs spanning conventional packaging and aerosol delivery from its Lampa operation in Chile. ■■■ ■■■■■■■■■ ■■■■■■■■ ■■■■■■■■ ■■■■■■■■■■■■■■■■■■■ ■■■■■■■■ ■■■ ■■■■■■■■■■■■ ■■■■■■■■ ■■■■■■■■■■■■■ ■■■ ■■■■■■■■■ ■■■■■■■■■■ ■■■■■■■■■■ ■■■■ ■■■■■■■■■■■■■ ■■■ ■■■■■■■■ ■■■■■■■■ ■■■■■■■■■■ ■■■■■■■■

[redacted] Packaging capabilities include tubes, bottles, pouches, sachets, and aerosols, supporting evaluation of development and packaged supply together rather than treating Dukay solely as a filling contractor.

Dukay also manufactures industrial products and describes separate cosmetic and industrial storage arrangements. [redacted] Supplier formulations and corporate breadth do not independently establish exclusive rights or destination acceptance.

Sources & Evidence

1. CAPACIDADES
   · Dukay describes customer-accessible research and development, cosmetic manufacturing and filling capabilities across several packaging types, and separate cosmetic and industrial storage arrangements. These are supplier-described capabilities, not independently established performance outcomes. ([dukay.cl](https://dukay.cl/index.php/capacidades.html))
2. PRODUCTOS
   · Dukay lists cosmetic hygiene, hair-care, cream and lotion, sun-protection, and personal-fragrance products separately from industrial products. The distinction supports keeping the cosmetic engagement separate from adjacent industrial activities. ([dukay.cl](https://dukay.cl/index.php/productos.html))
3. INICIO
   · Dukay advertises supplier formulations, customized development, and turnkey service and identifies its Lampa location. This supports evaluating a development-and-supply proposal rather than assuming a filling-only engagement. ([dukay.cl](https://dukay.cl/index.php/))

24.126. Laboratorio Cosmético La Barda

Laboratorio Cosmético La Barda links its En Barra solid-shampoo and conditioner range with an offered contract-production route. [redacted] Before placing work, establish whether the engagement covers catalog adoption or adaptation, identify the manufacturer, and specify packaging, notification assistance, and formula rights. [redacted] Specialist alignment may simplify the brief, but exclusive rights and export support require explicit confirmation when the buyer needs differentiated or cross-border supply.

Sources & Evidence

1. laboratoriolabarda.cl
   · The En Barra presentation features solid shampoo and conditioners, offers a contract-production route, and makes a supplier-reported ISP authorization statement. (laboratoriolabarda.cl)

2. Política de Privacidad | En Barra - Laboratorio La Barda
   · The site's privacy statement explicitly associates En Barra with Laboratorio Cosmético La Barda. It does not establish the registered contracting operator or executing production site. ([laboratoriolabarda.cl](https://laboratoriolabarda.cl/politica-de-privacidad.html))

24.127. Bellcos

[redacted] Anakena identifies Bellcos as the manufacturer of these products while separating its Monoï oils into another supply chain. A separate Anakena facial-cream disclosure also identifies Bellcos as its manufacturing partner.

These references support a category-matched manufacturing discussion, not an assumption that Bellcos originated every formula or supplies the customer's entire portfolio. [redacted] The benefit is a named customer reference; the trade-off is additional verification of development responsibilities and acceptance of a new brief.

Sources & Evidence

1. Frequently asked questions about ANAKENA - Answers to your questions
   · Anakena identifies Bellcos in Santiago as the manufacturer of its skin-care, cleansing, hair-care, and personal-fragrance products and distinguishes its Monoï oils as using another supply chain. The disclosure establishes a customer-described manufacturing relationship, not each product's original development allocation. ([anakena-cosmetics.cl](https://anakena-cosmetics.cl/en/frequent-questions/))
2. Wrinkle Reduction Measured with PRIMOS CR | Anakena Facial Cream
   · Anakena separately identifies Bellcos in Santiago as its facial-cream manufacturing partner. Only the manufacturing relationship is used; product-performance assertions are not adopted. ([anakena-cosmetics.cl](https://anakena-cosmetics.cl/en/anakena-facial-cream-wrinkle-reduction-instrument-study/))

24.128. VARCAP by Antobrillitos

VARCAP by Antobrillitos presents itself as a private-label development coordinator connecting brands with a Chilean laboratory. [redacted]

This route fits beauty retailers or salon businesses needing assistance translating a commercial concept into a technical brief, rather than demonstrated factory ownership. Before commissioning, identify the legal counterparty and executing laboratory and allocate documentation, acceptance, and ISP support. [redacted]

Sources & Evidence

1. Home - Varcap
   · VARCAP describes private-label brief, brand, packaging, and laboratory coordination for hair care, personal fragrance, and body care, identifying itself as a bridge to a Chilean laboratory. (varcap.cl)

24.129. Qory Laboratorios S.A.C.

Qory Laboratorios S.A.C. describes an integrated private-label offering for facial, hair, and body care from San Juan de Lurigancho, Lima. ■■■ ■■■■■■ ■■■■■ ■■■■■■■■ ■■■■■■■■■■■■ ■■■■■■■■■ ■■■■■■■■■■■■ ■■■■■■■■■■ ■■■■■■■■■■■■■■ ■■■■■■■■■■■■■■ ■■■■■■■■ ■■■ ■■■■■■■■■■■■■■■ ■■■■■■■■■■ ■■■■ ■■■■ ■■■■■ ■■■■■■■■■■ ■■■■■■■■■■ ■■■■■■■■ ■■■■■■■■■■ ■■ ■■■ ■■■■ ■■■■■■ ■■■■ ■■■■■■■■■■■ ■■ ■■■■■■■■ ■■ ■ ■■■■■■■■ ■■■■■ ■■■■■■■■ ■ ■■■■■■■■■■■■ ■■■■■■■ ■■■■■■■■ ■■■ ■■■■■■■■ ■■■■■■■■ ■■■ ■■■■■■ ■■■ ■■■■■■■■ ■■■ ■■■■ ■■■■■■■■■■■■

■■■ ■■■■■■■■■■ ■■■■■■■■ ■■■ ■■■■ ■■■■■■■■ ■■■■ ■ ■■■■■■■■ ■■■■■■■ ■■■■■■■■ ■■■■ ■■■■■■■ ■■■■ ■■■■■■■■■■■■■■■ ■■■■■■■■■■ ■■■■■■■ ■■■■■■■■■ ■■■■■■■■■■■■ ■■■■■■■■■■■■■■■■■■■■ ■■■■■■■■ ■■■■■■■ ■■■■■■■■■ ■■■■ ■■■ ■■■ ■■■■■■■■■■■■■■■■■■■■■■ ■■■■■■ ■■ ■■■■■■■■■■ ■■ ■■■■■■■■ ■■■■■■■ ■■■■■■■ ■■■■■ ■■■■■■■■■ ■■■■■■■■■■■■■■ ■■■■■■ ■■■ ■■■■■■■■■ ■■■■ ■■■■■ ■■■■■■■■■■■■ ■■■■■■■■■■■■■■■ ■■■ ■■■■■■■■■ ■■■ ■■ ■■■ ■■■■■■■■■■■■■ ■■■■■■■ ■■■■■■■■■■■■ ■■■ ■■■■■■■ ■■■■■■■■■■■■ ■■■■■■■■■ ■■■■■■■ ■■■■■■■■■■■■■ ■■ ■■■■■■ ■■■■■■■■■■ ■■■ ■■■■■■■■■■ Procurement teams requiring that credential should verify the applicable authorization and certification before approving supply. Integration simplifies interfaces but concentrates dependence on one provider; separately managed services preserve selective control where documentation or qualification requirements cannot be agreed.

Sources & Evidence

1. Frequently Asked Questions on Trade Secrets - WIPO
   · WIPO distinguishes confidentiality safeguards from authorization to access and use protected information. This supports treating Qory's confidentiality and exclusive-use statements separately from negotiated transfer and continuing-use rights. No individual formula's legal position is established. ([wipo.int](https://www.wipo.int/en/web/trade-secrets/tradesecrets_faqs))
2. Qory Lab - Laboratorio cosmético peruano | Maquila y marca privada
   · Qory describes facial, hair, and body-care development and manufacturing, including private-label supply, from San Juan de Lurigancho, Lima. These are the company's own offering descriptions. (web.qorylab.com)
3. Maquila 360° y marca privada - Qory Lab
   · Qory's private-label bundle includes development, packaging procurement, regulatory documentation, manufacturing, filling, and finished-product delivery.
   · Qory states that confidentiality agreements precede technical disclosure, customer-developed formulas receive exclusive use, and the sanitary-registration holder is determined by written agreement. These statements do not establish a particular buyer's transfer rights. ([web.qorylab.com](https://web.qorylab.com/maquila))
4. Capacidades y planta - Qory Lab
   · Qory describes development, manufacturing, filling, quality, regulatory affairs, and storage as internal functions at the same Lima installation. Reduced interface complexity and concentrated provider dependence are analytical implications, not measured outcomes. ([web.qorylab.com](https://web.qorylab.com/capacidades))
5. Calidad y cumplimiento - Qory Lab
   · Qory describes in-house regulatory assistance and quality functions but states that its Digemid certification is being processed. The source does not establish completed certification or independently settle the applicable operating authorization. ([web.qorylab.com](https://web.qorylab.com/calidad))

24.130. Laboratorio La Cooper

[illegible] Its commissioned portfolio includes skin care, sun protection, deodorants, hair products, soaps, lip products, nail-product removers, and personal fragrance. The advertised service bundle extends to sanitary filing assistance, packaging-supplier sourcing, artwork, filling, labeling, and final packing, making a coordinated product-and-package brief a relevant purchasing option.

The delivery boundary matters: La Cooper specifies handover to the customer's designated carrier, while foreign evaluation is subject to discussion. [illegible] A buyer needing delivered-to-destination supply should obtain an explicit service allocation rather than presume it is included.

Sources & Evidence

1. Is It a Cosmetic, a Drug, or Both? (Or Is It Soap?) | FDA
   - FDA explains that intended use determines U.S. cosmetic or drug classification and that sun-protection claims can create cosmetic-drug requirements. This supports destination-pathway verification for relevant La Cooper sun-care briefs, not a conclusion about its existing U.S. qualification. ([fda.gov](https://www.fda.gov/cosmetics/cosmetics-laws-regulations/it-cosmetic-drug-or-both-or-it-soap))
2. Laboratorios La Cooper
   - La Cooper identifies Arequipa operations and customer-oriented cosmetic development and contract manufacturing. Its stated business scope encompasses solid, semisolid, and liquid cosmetics. ([lacooper.com](https://lacooper.com/nosotros/))
3. Laboratorios La Cooper
   - La Cooper lists commissioned cosmetic categories and services covering development, sanitary filing assistance, packaging sourcing, artwork, filling, labeling, and final packing.
   - Its service description specifies delivery to the customer's designated carrier and treats foreign evaluation as subject to discussion. Separating destination delivery from product completion is a commercial implication. ([lacooper.com](https://lacooper.com/servicio-de-fabricacion-maquila/))

24.131.Laboratorio Artobe

[illegible] Alongside commissioned supply, Artobe operates consumer brands and the Flexuave professional line for beauty salons. A format-matched private-label or professional beauty brief is therefore a relevant starting point, without presuming that its branded catalog is available for relabeling.

For a professional beauty business, selection should turn on the agreed product's suitability for the intended salon application and the associated deliverables. Buyers should confirm development scope, formula rights, finished-package responsibilities, and destination support. [illegible]

■■ ■■■■■■■■■ ■■■ ■■■■■■■■■■■ ■■■■■■■■■■ ■■■■■ ■■■■■■■■■■■■■■■ ■■■ ■■■ ■■■■■■■■■■■ ■■■■■■■■■ ■■■■■■■■■■■ ■■■■■■■■ ■■■■■■■■■■ ■■ ■■■■■■■■■■■■ ■■■■■■■■■■■ ■■ ■■■■■■■■■ ■■■■ ■■■■■■■■■■ ■■ ■■■■■■■■ ■■ ■■■ ■■ ■■■■■■■■■■ ■■■■■ ■■■■■■ ■■■■■■ ■■ ■■■■■■ ■■■■■■■ ■■■■■■■ ■■ ■■ ■■■■■■■■■■■ ■■■■■■■■■■■■■ ■■■■■■■

Sources & Evidence

1. Frequently Asked Questions on Trade Secrets - WIPO
   · WIPO describes confidentiality agreements and permission to access or use protected information as distinct considerations. Negotiating those permissions for Artobe engagements is an analytical implication, not a finding about an existing contract. ([wipo.int](https://www.wipo.int/en/web/trade-secrets/tradesecrets_faqs))
2. Laboratorio Artobe
   · Artobe identifies Montevideo operations, third-party private-label development and manufacture, consumer brands, and the Flexuave professional line for salons. Own-brand availability does not establish permission to relabel those products. ([artobe.com.uy](https://www.artobe.com.uy/quienes-somos))
3. Fabricación | Laboratorio Artobe
   · Artobe offers customer-specific development, manufacture, and filling of private-label creams, gels, ointments, pastes, fluid emulsions, and solutions. Offering-specific acceptance remains a proposed engagement's qualification question. ([artobe.com.uy](https://www.artobe.com.uy/fabricaci%C3%B3n))

24.132. Grinlab

Grinlab offers development, manufacture, and packaging from Montevideo, Uruguay, serving private-label businesses without industrial facilities and manufacturers seeking supplementary production. ■■■ ■■■■■■■■■ ■■■■■■■■■■■■■ ■■■■■■■■ ■■■■■■■■■■■ ■■■ ■■■■■■■■■■■■■■■■ ■■■■■■■■■■■■ ■■■■■■■■ ■■■ ■■■■■■■■■■■■ ■■■ ■■■■■■■■ ■■■■■■ ■■■ ■■■■■■■■ ■■■ ■■■■■■■■■ ■■■■■■■■■ ■■■ ■■■■ ■■■ ■■■■ ■■■■■■■■ These cosmetic capabilities should be distinguished from its household-product activities; a manufacturing-only engagement does not establish a supplier development contribution.

■■■ ■■■■■■■■■ ■■■■■ ■■■■■■■■ ■■■■■■■■■ ■■■■■■■■■■ ■■■■■ ■■■■■■■■■■■■■■■ ■■■■■■■■■■■■ ■■■■■■■■■■■■■ ■■■ ■■■■■■■■ ■■■■■■■ ■■■■■■■■■■■■ ■■ ■■■■■■■■■■ ■■■■■■■■ ■■■ ■■■■■■■■■ ■■■■■■■■ ■■ ■■■■■■ ■■■■■■ ■■■■■■■■■■■■■■■ ■■■■ ■■■■■ ■■■■■■■■ ■ ■■■■■■■■■■ ■■■ ■■■■■■■■■■■ ■■■■■■■■■ ■■■■■■■■■■ ■■■■■■■■■■■■ ■■■■■■■■■ ■■■■■■■■ ■■■ ■■■■■■■■ ■■■■■■■ ■■■■ ■■ ■■■■■■■■ ■■■■■■■■ ■■■■■■■■■ Buyers should specify the intended format, completion state, documentation access, and acceptance responsibilities, and verify site-matched quality credentials before commitment. Integration can reduce separate development, finishing, and storage interfaces, but makes the completeness of the contracted service bundle especially important.

Sources & Evidence

1. Laboratorio Grinlab- Onacril SA
   · Grinlab describes development, manufacture and packaging, serving private-label businesses and manufacturers seeking supplementary production. It lists Montevideo operations, storage, logistics and technical support for Ministry of Public Health registrations. ([grinlab.com.uy](https://www.grinlab.com.uy/))
2. Infraestructura
   · Grinlab discloses manufacturing and filling lines for powders, lip products, shampoos, and face and body creams, together with development, quality-assurance and storage infrastructure. ([grinlab.com.uy](https://www.grinlab.com.uy/infraestructura.html))

3. Servicios
   · Grinlab lists product development, cosmetic filling, secondary packaging, batch identification, manufacturing certificates and documentation, and regulatory labeling advice. The integrated-completion implication is analytical, not an independently demonstrated customer outcome. ([grinlab.com.uy](https://www.grinlab.com.uy/servicios.html))

24.133. Dermagroup

[illegible] It offers new development or work from an existing formula, iterative customer acceptance, and finished branded supply. Its skin-care business and self-described production plant in Montevideo provide context for professional-beauty commissioning, not proof that every retail offering can be supplied for another brand.

[illegible] A professional buyer can evaluate coordinated development and supply when it controls the intended positioning and channel; contractual exclusivity, formula rights, and documentation access still need agreement. Supplier guidance is useful, but should not substitute for the buyer's product and commercial approvals.

Sources & Evidence

1. Elaboración para terceros - Dermagroup
   · Dermagroup offers custom development from an idea or existing formula, iterative customer acceptance and finished branded supply for brands and professional-beauty businesses. MSP authorization and GMP certification are company-reported claims. ([dermagroup.com.uy](https://www.dermagroup.com.uy/elaboracion-para-terceros))
2. Quienes Somos - Dermagroup
   · Dermagroup describes a skin-care-oriented business, work with professional customers and its own production plant at Carlos Berg in Montevideo. These disclosures do not establish engagement-specific performance. ([dermagroup.com.uy](https://www.dermagroup.com.uy/nosotros))

24.134. Laboratorio Neofármaco Cía. Ltda.

Laboratorio Neofármaco Cía. [illegible] Its 2025 brochure identifies creams and gels, soaps, and colognes among its manufacturing formats, providing more specific orientation than the general contract-manufacturing description.

The commercial question is whether that broader service bundle applies to the intended cosmetic commission. Buyers should establish the supplier's development contribution, executing facility, applicable authorization, and supporting deliverables before treating the offer as a complete ODM engagement. [illegible]

[redacted]

Sources & Evidence

1. Maquila - Neofarmaco Ecuador
   · Neofármaco's Ambato-based maquila offer includes cosmetics alongside other regulated product classes and lists development, sanitary registrations or notifications, quality control, and customized packaging and labeling. Cosmetic-engagement applicability requires verification. ([neofarmaco.com](https://neofarmaco.com/maquila/))
2. brochure NF 2025
   · Neofármaco's 2025 brochure identifies creams and gels, soaps and colognes among manufacturing formats and presents different quality credentials within its multicategory business. Offering-specific qualification is an analytical verification requirement. ([neofarmaco.com](https://neofarmaco.com/wp-content/uploads/2025/xx.xx/brochure-NF-2025.pdf))

24.135. Laboratorios Cosméticos TARSIS S.A.

[redacted] Published retailer-private-label mouthwash examples provide a concrete oral-care reference, but do not independently establish customer endorsement or qualification for another commission. The company lists a Quito commercial contact.

[redacted] Its reported GMP and ISO xx.xx positioning should be checked against the executing site and intended product. Coordinated brief-to-packaged supply is a credible evaluation route for compatible personal-care projects; existing product examples and natural or organic positioning should not replace project-specific capability and credential confirmation.

Sources & Evidence

1. Laboratorios Cosméticos Tarsis S.A.
   · TARSIS distinguishes co-development, customer-brief development with manufacture and packaging, and manufacture from buyer-provided products or formulas. It lists personal-care categories, its own brands, and company-reported GMP and ISO xx.xx positioning. (tarsis.ec)
2. Productos Maquila - Laboratorios Cosméticos Tarsis S.A.
   · TARSIS presents retailer-private-label mouthwash examples. These are supplier-published product references, not independent customer endorsements or proof of qualification for another commission. ([tarsis.ec](https://tarsis.ec/productos-maquila/))
3. Contacto - Laboratorios Cosméticos Tarsis S.A.
   · TARSIS lists a Quito commercial contact; the contact page does not independently establish the executing manufacturing footprint. ([tarsis.ec](https://tarsis.ec/contacto/))

24.136. I&D InnovaPlus Bolivia

I&D InnovaPlus Bolivia offers custom development, adaptation of existing products, and commissioned supply for entrepreneurs, laboratories, and emerging brands. Its stated focus includes hair, facial, and body care. ▪▪▪ ▪▪▪▪▪▪▪▪▪ ▪▪▪▪▪▪▪ ▪▪▪▪▪▪▪▪▪▪▪ ▪▪▪▪▪▪▪▪▪▪ ▪▪▪▪▪ ▪▪▪▪▪▪▪ ▪▪▪▪▪▪ ▪▪▪▪▪▪▪ ▪▪▪▪▪▪▪▪▪▪▪▪▪▪▪ ▪▪▪▪▪▪▪▪▪▪▪▪▪▪▪ ▪▪▪ ▪▪▪▪▪▪ ▪▪▪▪▪▪▪▪▪▪▪▪▪▪▪▪▪▪▪▪ ▪▪▪▪▪▪▪ ▪▪▪ ▪▪▪▪▪▪▪▪ ▪▪▪▪▪▪ ▪▪▪▪▪▪▪▪▪▪ ▪▪▪▪▪▪▪▪▪▪ ▪▪▪▪▪▪ ▪▪▪▪▪▪▪▪ ▪▪▪▪▪▪ ▪▪ ▪▪▪▪▪▪▪▪▪▪▪▪▪ ▪▪▪▪ ▪▪▪ ▪▪▪▪▪▪▪▪ ▪▪▪▪▪▪▪▪▪▪▪▪▪▪▪▪ ▪▪▪▪▪▪▪▪▪▪▪

▪▪▪ ▪▪▪▪▪▪▪▪▪▪ ▪▪▪▪▪▪▪▪▪▪ ▪▪▪▪ ▪▪▪▪▪▪▪▪ ▪▪▪ ▪▪▪▪ ▪▪ ▪▪▪▪▪▪▪▪ ▪▪▪▪▪▪▪▪▪ ▪ ▪▪▪▪▪▪▪▪▪▪▪▪▪ ▪▪▪▪▪▪▪▪▪ ▪▪▪▪▪▪ ▪▪▪▪▪▪▪▪▪ ▪▪▪▪▪▪▪▪▪▪ ▪▪▪▪▪▪▪▪▪ ▪▪▪ ▪▪▪▪▪▪▪▪▪▪▪▪▪▪▪ ▪▪▪▪▪▪▪ ▪▪▪▪▪▪▪▪▪ ▪▪▪▪▪▪▪▪▪ ▪▪▪▪▪▪ ▪▪▪▪▪▪ ▪▪▪▪▪▪▪▪▪ ▪▪▪▪▪▪▪ ▪▪▪ ▪▪▪▪▪▪ ▪▪▪▪▪▪▪▪▪▪ ▪▪▪▪▪ ▪▪▪▪▪▪▪ ▪▪ ▪▪▪▪▪▪▪▪▪ ▪ ▪▪▪▪▪▪▪ ▪▪▪▪▪▪▪▪▪ ▪▪▪▪▪ ▪▪▪▪▪▪▪ ▪▪▪▪▪▪▪▪ ▪▪▪▪▪ ▪▪▪▪▪▪▪▪▪ ▪▪▪ ▪▪▪▪▪▪▪▪▪▪▪▪▪ ▪▪▪▪▪▪▪▪▪▪▪ ▪▪▪▪ ▪▪▪▪▪▪▪▪▪▪▪ ▪▪ ▪▪ ▪▪▪▪▪▪▪ ▪▪▪▪ ▪▪▪ ▪▪▪▪▪▪▪▪▪▪▪▪ ▪▪▪ ▪▪▪▪▪▪▪▪▪▪ ▪▪▪▪▪▪ ▪▪▪▪▪▪▪ ▪▪▪ ▪▪▪▪▪▪▪▪▪▪ ▪▪▪▪▪▪▪▪ ▪▪▪▪▪▪ ▪▪ ▪▪ ▪▪▪▪▪▪▪▪▪▪▪▪ ▪▪▪▪ ▪▪▪▪▪ ▪▪▪▪▪▪▪▪▪▪▪▪▪▪▪ ▪▪▪ ▪▪▪▪▪▪▪▪▪▪ ▪▪▪▪▪▪▪▪▪▪ The trade-off is retained downstream control versus additional coordination. Regulatory assistance is a support capability, not evidence that a particular product has obtained authorization, and the legal operator and executing facility should be verified before commercial onboarding.

Sources & Evidence

1. Máquila cosmética - innovaplusbolivia
   · InnovaPlus offers custom development, existing-product adjustment and bulk cosmetic supply, with agreed specifications, confidentiality and basic technical-information support for relevant AGEMED processes. Regulatory assistance is described, not product authorization established. ([innovaplusbolivia.com](https://innovaplusbolivia.com/servicios/))
2. Nosotros - innovaplusbolivia
   · InnovaPlus identifies hair, facial and body-care development for entrepreneurs, formulators, laboratories and emerging brands, alongside separate ingredient-supply activities. ([innovaplusbolivia.com](https://innovaplusbolivia.com/nosotros/))
3. Así desarrollamos tu producto cosmético - innovaplusbolivia
   · InnovaPlus describes confidentiality agreements before reviewing proprietary material, bulk or finished-product supply under agreed specifications, regulatory assistance and commercialization support including barcodes. Completion-state allocation is an analytical contracting implication. ([innovaplusbolivia.com](https://innovaplusbolivia.com/nuestra-metodologia/))

24.137. Grupo Blondas

Grupo Blondas combines a cosmetic laboratory in San Lorenzo, Paraguay, with distribution and its own brands. ▪▪▪▪▪▪▪ ▪▪▪▪ ▪▪▪▪▪▪▪▪▪ ▪▪▪▪▪▪ ▪▪▪▪▪▪▪▪▪▪▪▪▪▪▪▪ ▪▪▪▪▪▪▪ ▪▪▪▪▪▪▪▪▪▪▪ ▪▪ ▪▪▪▪ ▪▪ ▪▪▪▪▪▪▪▪▪▪▪ ▪▪▪▪▪▪▪▪ ▪▪▪ ▪▪▪▪▪▪▪▪ ▪▪▪ ▪▪▪▪▪▪▪▪▪▪▪ ▪▪▪▪▪▪▪▪ ▪▪▪ ▪▪▪▪▪▪▪▪▪ ▪▪▪▪▪▪▪▪▪▪ ▪▪▪▪▪▪▪▪ ▪▪▪▪▪ ▪▪▪▪▪▪▪▪ ▪▪▪ ▪▪▪▪ ▪▪▪▪ ▪▪▪ ▪▪▪▪▪▪▪▪▪▪▪ ▪▪▪▪ ▪▪▪▪▪▪▪ ▪▪▪ ▪▪▪▪▪▪▪▪▪ ▪▪▪▪▪▪▪▪▪▪ ▪▪▪▪▪▪▪▪▪▪▪ ▪▪ ▪▪▪▪▪▪▪▪▪ ▪▪ ▪▪▪▪▪▪▪▪▪ ▪▪▪▪▪▪▪▪ ▪▪▪▪▪▪▪▪▪ ▪▪▪▪ ▪▪▪▪▪▪▪▪▪▪ ▪▪▪▪▪▪▪▪▪ ▪▪▪▪▪▪▪▪▪ The group also presents domestic distribution infrastructure, but access to that channel for a commissioned brand requires a separate commercial commitment.

The operating-entity descriptions are inconsistent. ■■■■■ ■■■■■■■■■ ■■■■■■■■■ ■■■ ■■■■■■■■■■ ■■■■ ■■■■■ ■■■■■ ■■■■■ ■■■■■ ■■■ ■■■■■■■■■■ ■■■■ ■■■■ ■■■■■■■■ ■■■■ ■■■■■■ ■■■ ■■■■■ ■■■■■■ ■■■■■■■■■■ ■■■■■ ■■■■■ ■■■■ ■■ ■■■■■■■■ ■■■■■ ■■■ ■■■■■ ■■■■■ ■■■ ■■■■ ■■ ■■■ ■■■■■■■■ ■■■■■ ■■■■■ ■■■■■■■■■■ ■■■■■■■■■■■■■ ■■■■■■ ■■■■■■■■■ ■■■ ■■■■■■■■■■■■ ■■■■■■■■■■■ ■■■■■■■■ ■■■ ■■■■■■■■■■■■■ ■■■■■■ ■■■■■■ ■■■■■■■■■■■ ■ ■■■■■■■■■■■■■■■■■■■■■■■■■■■■■■■■ ■■■■■■■■■■■ ■■■■■ ■■■■■■■■ ■■■■■■■■■■■■■■■ ■■■■■■■■■■■■ ■■■ ■■■■■■ ■■■ ■■ ■■■■■■■■ ■■ ■■■■■■■■■■■ ■■■■■■■■ ■■■■■■■ Site-matched licensing, the allocation of external development work, confidentiality, documentation access, and any distribution obligations need explicit confirmation.

Sources & Evidence

1. Quiénes Somos | Blondas Cosméticos Paraguay - Blondas Cosmeticos
   · Grupo Blondas distinguishes its distribution business, own brands and San Lorenzo laboratory, associating the laboratory with Power Green S.A. Its distribution infrastructure does not establish a commitment to distribute a commissioned third-party brand. ([blondas.com.py](https://blondas.com.py/pages/quienes-somos))
2. Blondas Labs | Fabricación de Cosméticos en Paraguay - Blondas Cosmeticos
   · Blondas Labs describes third-party custom development, manufacture, filling and labeling; hair, facial, body-care and fragrance offerings; and internal development with external specialist support. The page uses Blondas Labs S.A., unlike the group page's laboratory identification. ([blondas.com.py](https://blondas.com.py/pages/blondas-labs))
3. Aviso legal - Blondas Cosmeticos
   · Blondas' legal notice identifies Power Green S.A. as website owner but gives Power Mel S.A. as the company legal name. It lists a San Lorenzo factory address and reports authorization; the notice does not reconcile the operating entities. ([blondas.com.py](https://blondas.com.py/policies/legal-notice))

24.138. Laboratorio Solquima, S.A.

Solquima's Guatemala-based offer combines custom cosmetic development, packaging design, and manufacture across published skin-, hair-, and body-care categories. ■■■■■■■■■■■ ■■■■■■■ ■■■■■■■■ ■■■■■■■■ ■■ ■■■ ■■■■■■■ ■■■ ■■■■■■■■■■ ■■■■■■ ■■■■■■■■■■■ ■■■■■■■■■■■■■■■■■■ ■■■■■■■■■■■■ ■■■ ■■■■■■■■ ■■■■■■■■■■■■

Makeup is labeled as forthcoming, although included in category navigation. ■■■■■■ ■■■■■■ ■■■■■■ ■■■■■■ ■■■■■■■■■■ ■■■■■■■■■■■■ ■■■■■■ ■■■■■■■■■■■ ■■■ ■■■ ■■■■■ ■■■■■■■■■ ■■■■■■■■■■■ ■■■■■■■■■■■■■ ■■■■■■ ■■■■■■■ ■■■■■■■ ■■■■■■■■■■■■ ■■■ ■■■■■■■ ■■■ ■■■■■■■■■ ■■■■■■■■ ■■■ ■■■■■■■■■■ ■■■■■■■■ Integrated sourcing reduces separate design interfaces but increases dependence on the agreed completion scope.

Sources & Evidence

1. Laboratorio Solquima, S.A.: Manufactura de productos cosméticos
   · Solquima describes development, packaging design and manufacture after customer approval across skin, hair and body care; makeup is marked forthcoming despite category-navigation inclusion. (solquima.com.gt)

24.139. AMSA Aerosoles & Maquila

AMSA Aerosoles & Maquila offers custom cosmetic development, private-label lines, manufacturing, and regulatory consulting from Cartago, Costa Rica. Its disclosed portfolio

includes hair care, skin care, fragrances, sun care, and deodorants in spray, roll-on, and stick formats. ■■■■ ■■■■■■■ ■■■■■ ■ ■■■■■■■■■■ ■■■■■■■■■■■■ ■■■■■ ■■■■■ ■■■■■■■■■■■ ■■■ ■■ ■■■■ ■■■ ■■■■■■■■■ ■■■■■■■■■■■■■■ ■■■■■■■■■■■ ■■■■■■ ■■■■■■■■

■■■■■ ■■■■■■ ■■■■■■ ■■■■■■■ ■■■ ■■■■■■■■ ■■■■■■ ■■■ ■■■■■■■■■ ■■■■ ■■■■■■ ■■■■■■■■■■■■■ ■■■■ ■■■■ ■■■■■ Its broader business also encompasses supplements and industrial products, so corporate credentials should not substitute for cosmetic-specific acceptance. Regulatory consulting should have defined deliverables; for U.S. sun-protection programs, the applicable cosmetic and drug requirements must be established before claims and supplier commitments are approved.

Sources & Evidence

1. Is It a Cosmetic, a Drug, or Both? (Or Is It Soap?) | FDA
   · FDA explains that sun-protection claims can create combined cosmetic and drug requirements. Applying that distinction to a proposed AMSA U.S. brief requires product-specific review. ([fda.gov](https://www.fda.gov/cosmetics/cosmetics-laws-regulations/it-cosmetic-drug-or-both-or-it-soap))
2. AMSA Aerosoles & Maquila - Fabricación de Calidad, Soluciones a su Medida
   · AMSA advertises custom development, private-label manufacture, regulatory consulting, and hair-care, skin-care, fragrance, sun-care, and spray, roll-on, and stick deodorant offerings. (aerosoles.net)
3. Amsa Aerosoles y Maquilas - Jefatura de Producción
   · AMSA's employer-authored posting identifies its Cartago facilities and describes manufacture of cosmetics, cleaning products, and supplements. ([cr.linkedin.com](https://cr.linkedin.com/jobs/view/jefatura-de-producci%C3%B3n-at-amsa-aerosoles-y-maquilas-xx.xx))

24.140. Kellington Laboratories

Kellington Laboratories offers development and production for buyers marketing personal-care products under their own labels. Its disclosed categories include shampoos and conditioners, creams and gels, and soaps and bath gels. ■■■■■ ■■■■■■ ■■■■■■■■ ■■ ■■■■■■■■ ■■■■■ ■■■■■■■■■■ ■■■ ■■■■■■■ ■■ ■■■ ■■■■■■■■■■■■■ ■■■■ ■■ ■■■■■■ ■■■■■■ ■■ ■■■■■■■■ ■■■■■■■■■ ■■■■■■■■■■■■■■■■■ ■■■■■■■■■■■■ ■■■■■■ ■■■ ■■■■■■■■■ ■■■■■■■■■■■■■■■ ■■■■■■■■■■■■

■■■ ■■■■■■■■■■■■■ ■■■■■■■ ■ ■■■■■ ■■■■■ ■■■■■■■■■ ■■■■■■■ ■■■ ■■■ ■■■■■■■■ ■■ ■■■■■ ■■■■■■■■■■■ ■■■ ■■■■■■■■■■■■■ ■■■■■■■■■■■■■■■ ■■■ ■■■■■■ ■■■■■■■■■ ■■■■ ■■■■■■■■■ ■■■ ■■■ ■■■■■■■■ ■■■■■■■■ ■■■■■■ ■■■■■■ ■■■■■■■■ ■■■ ■■■■■■■■■■■■ ■■■■■■■■■ ■■■■■■■■■ ■■■■■■■■ ■■■ ■■■■■■■■ ■■■■■■■■■■■ ■■■■■■■■■■■■■ ■■■■■■ ■■■■■■■■■ Kellington's stated raw-material traceability commitment can inform contractual record requirements, but it is not independently demonstrated customer performance. Engagements extending beyond the disclosed hair, skin, and bath portfolio require additional capability verification.

Sources & Evidence

1. Kellington Labs
   · Kellington describes development and production for own-label personal-care buyers, lists hair, cream, gel, soap, and bath categories, and states a raw-material traceability commitment. (kellingtonlaboratories.com)

2. Ministry of Foreign Trade of Costa Rica's Post
   · Costa Rica's Ministry of Foreign Trade documented the opening of Kellington's manufacturing site at Parque Activa in Grecia. ([linkedin.com](https://www.linkedin.com/posts/comexcr_kellington-labs-opened-it-s-manufacturing-activity-xx.xx-cgD4))

24.141. Laboratorios Zepol

■■■■■■■■■■■■ ■■■■■ ■■■■■■■■ ■■■■■■■■■■■ ■■■■■■■■■■■ ■■■ ■■■■■■■■■■■■ ■■■■■■■ ■■■ ■■■■■■■■ ■■■■■■■■■■■■■ ■■■■■■■■■ ■■ ■■■■ The Costa Rican operator describes cosmetic capabilities including creams, gels, serums, and emulsions, alongside pharmaceutical and biomedical activities. CMD offers complete turnkey packages or separately purchased services, including product development, packaging design, registration assistance, and logistical support.

The commercial choice is therefore a service bundle rather than an undifferentiated factory appointment. ■■■■■■ ■■■■■■■ ■■■■■■■■■■■ ■■ ■■■■■■■■■■■■■■■■■ ■■■■■■■ ■■■ ■■■■■■■■■ ■■■■■■■■■■■ ■■■■■■■■■ ■■■■■ ■■■■■■ ■■■■■■■■■ ■■■■■■■■■ ■■■ ■■■■■■■■■■ ■■■■■■■■■■■■ ■■■ ■■■■■■■ ■■■■■■■■ ■■■■■■■■■ ■■■■■■■ ■■■■■■■■■■■ ■■■■■■■■■■■■ ■■■■■■■■■■■■ ■■ ■■■ ■■■■■■■■■ ■■■■■■■ ■■■■■■■■■■ ■■■■■■■■■ ■■■■■■■ ■■■■■■ ■■■■■■■ ■■■■■■■■■■■ ■■■■ ■■■■ ■■■ ■■■■■■ CMD's advertised worldwide registration and logistics services should be translated into named destination deliverables, accountable parties, and documentation access rather than presumed universal market authorization.

Sources & Evidence

1. CMD - Zepol
   · Laboratorios Zepol identifies CMD as its third-party development and manufacturing department, offering turnkey or separate services across cosmetics and adjacent regulated businesses. ([labzepol.com](https://labzepol.com/cmd/))
2. Inicio - CMD
   · CMD advertises cosmetic forms, product development, packaging design, registration services, manufacturing, and worldwide logistical support, offered together or separately. Destination-specific acceptance is not established by that description. (cmdlabzepol.com)
3. NOSOTROS - Zepol
   · Zepol's company material identifies Laboratorios Zepol S.A. and describes its Costa Rican identity and pharmaceutical and personal-care activities. ([labzepol.com](https://labzepol.com/nosotros/))

24.142. Wimo Cosmetics

Wimo Cosmetics presents its commercial offering as Lab Wimo, a Costa Rican private-label manufacturer with a stated salon and spa focus. Its services encompass custom development, adaptation of existing base formulas, packaging personalization, and post-launch product support. ■■■ ■■■■■■■■■ ■■■■■■■■■■■ ■■■■■■■■■ ■■■■■■■ ■■■■■■■ ■■■■■■■ ■■■■■■■■■ ■■■ ■■■■■■■ ■■■■■■ ■■■■■■■■■■■■ ■■■■■■ ■■■■■■■■■■ ■ ■■■■■■ ■■■■■■■ ■■ ■■■■■■■ ■■■■■■■■ ■■■■■ ■■■ ■ ■■■■■■■ ■■■■■■

A distinctive contractual feature is that Lab Wimo states that the sanitary registration remains in the client's name. However, its terms also protect formulas and materials against unauthorized use and disclaim responsibility for regulator-driven delays. ■■■■■■■■■■■■

[redacted]

Sources & Evidence

1. Lab Wimo | LinkedIn
   · Lab Wimo's company-authored profile identifies Wimo Cosmetics as a Costa Rican manufacturer providing customized products with a salon and spa focus. ([cr.linkedin.com](https://cr.linkedin.com/company/lab-wimo))
2. Preguntas Frecuentes - LabWimo
   · Lab Wimo offers customized development, adaptable base formulas, packaging personalization, and post-launch support; its FAQ states that sanitary registration remains in the client's name. ([labwimo.com](https://www.labwimo.com/preguntas-frecuentes))
3. Términos y Condiciones | Lab Wimo
   · Lab Wimo's terms protect formulas and materials against unauthorized use, retain registration in the client's name, and disclaim regulator-driven delays. Registration ownership does not itself establish transfer permissions. ([labwimo.com](https://www.labwimo.com/terminos-y-condiciones))

24.143. Caribe Labs

[redacted] It separately offers manufacture of customer-provided formulas, which should not be confused with its supplier-developed offering. Buyers can choose an existing product to avoid new development work or commission a differentiated formula, with exclusivity and usable rights specified contractually.

The cosmetic supply interface does not necessarily encompass every complementary service. Caribe Labs advertises allied design and commercial support, but its terms limit responsibility for services delivered by those third parties. [redacted]

Sources & Evidence

1. Caribe Labs · Laboratorio de cosméticos en Santo Domingo
   · Caribe Labs identifies Caribe Labs SRL in Santo Domingo and distinguishes supplier-developed private and white labels from customer-formula manufacture; it advertises branded supply and complementary allies. (caribelabs.com)

2. Cosméticos de marca privada en Santo Domingo · Caribe Labs
   · Caribe Labs describes customized private-label development, manufacture, and final packaging, with a formula advertised as exclusive to the customer's brand. ([caribelabs.com](https://caribelabs.com/marca-privada/))
3. Cosméticos de marca blanca en Santo Domingo · Caribe Labs
   · Caribe Labs' white-label catalog covers hair care, facial and body cosmetics, soaps, and hotel amenities, with bulk delivery and packaging personalization. It distinguishes existing formulas from custom development. ([caribelabs.com](https://caribelabs.com/marca-blanca/))
4. Términos y condiciones · Caribe Labs
   · Caribe Labs' terms limit responsibility to its agreed manufacturing work and disclaim responsibility for allied services, including packaging design, labeling, and distribution. Separate accountability is a commercial implication. ([caribelabs.com](https://caribelabs.com/terminos-y-condiciones/))

24.144. Laboratorio Cosmético Capilar

AMOSTIMELINE's commercial materials identify Laboratorio Cosmético Capilar as its Dominican private-label business and describe an associated hair-cosmetics laboratory. ■■■ ■■■■■■■■ ■■■■■■■■ ■■■■■■■■■■■■■■■■ ■■■■■■■■■ ■■■ ■■■■■■■■■■■■■■■■ ■■■■■■■ ■■■■■■■■■■■■ ■■■■■■■■■■ ■■ ■■■■■■■■ ■■■■■■■■■ ■■■ ■■■■■■ ■■■■■■■■ ■■ ■■■■ ■■■■■■■■ ■■■■■■■ Professional hair-care brands can therefore compare supplier-developed products with a more tailored brief.

■■■■■■ ■■■■■■ ■■■■■■ ■■■ ■■■■■■■■■■■ ■■■■■■ ■■■ ■■■ ■■■■■■■■■■■■ ■■■■ ■■■■■■■■■■■■ ■■■■■■ ■■■■■■■■■■■■■■■ Bulk delivery retains downstream packaging work, while finished supply delegates more completion responsibility; the chosen state should match the buyer's capabilities and required record access. For U.S. commissioning, hair-growth claims can create drug requirements, so destination suitability requires review of the actual claims rather than extrapolation from the supplier's general hair-care portfolio.

Sources & Evidence

1. Is It a Cosmetic, a Drug, or Both? (Or Is It Soap?) | FDA
   · FDA identifies claims to restore hair growth as examples of claims that can establish drug intended use. The implication for a proposed Laboratorio Cosmético Capilar U.S. engagement is conditional on its actual claims. ([fda.gov](https://www.fda.gov/cosmetics/cosmetics-laws-regulations/it-cosmetic-drug-or-both-or-it-soap))
2. LABORATORIO COSMETICO - AMOSTIMELINE
   · AMOSTIMELINE identifies Laboratorio Cosmético Capilar as its Dominican private-label business and describes supplier-formula personalization, custom development, customer-formula adaptation, and finished or bulk supply. The page does not settle the contracting entity's legal relationship. ([amostimeline.com](https://amostimeline.com/pages/laboratorio-cosmetico))

24.145. Liquid Engineering Limited

Liquid Engineering Limited is a Trinidad-based manufacturer advertising private-label contract manufacture for fragrances, hair-styling products, roll-on deodorants, and mouthwash. ■■■ ■■■■■■■■■■ ■■■■■■■■■■■■■■■ ■■■ ■■■■■■■■■■ ■■■■■■■■■■ ■■■■■■ ■■ ■■■■■■■■■■■■ ■■■■ ■■■ ■■■■■■■■■■■■ ■■■■■■■■ ■■■■■■

■■■ ■■■■■■■■■ ■■■■■■■■■■ ■■■■■■■■ ■ ■■■■■■■■■■■■ ■■■■■■■■■■■ ■■■ ■■■■ ■■■ ■■■■■■ ■■■■■■■■■■■■ ■■■■■■■ ■■■■■■■■■■■■ Buyers seeking a design-led engagement should

establish whether catalog formulas, adaptation, or custom development are included, who performs that work, and what rights are delivered. This is a responsibility-verification requirement, not evidence that the company lacks development capability.

Sources & Evidence

1. Liquid Engineering Limited - About
   · Liquid Engineering advertises private-label contract manufacture, relevant fragrance and personal-care categories, and a Trinidad office. Its description does not separately specify supplier-side design or development responsibility. ([liquidengtt.com](https://www.liquidengtt.com/about))

24.146. Dernier Cosmetics

Dernier Cosmetics describes third-party development and reformulation, manufacturing, filling, labeling, printing, packing, and storage from its business in Las Tejerías, Aragua, Venezuela. Its service materials cover liquid and semisolid cosmetics and colored lip products. ■■■■■ ■■■■■■■■ ■■■■■■■■■ ■ ■■■■■■■ ■■■■■■■■■■■■■ ■■■■■■■■■■■ ■■■■ ■■■■■■■■■ ■■■■■■■■ ■■■■■ ■■■■■■■ ■ ■■■■■ ■■■ ■■■■■■■■ ■■■■■■■■■■■ ■■■■■■■■■■■ ■■■ ■■■■■■■■■ ■■■■■■■ ■■■■■ ■■■■■■■■ ■■■■■■■■ ■■■■■■■■■ ■■■ ■■■■ ■■■■■■■■■

■■■■■■■■ ■■■■■■■■ ■■■■■■■■■■■■ ■■■■■■■■ ■■■■■■■■■■■ ■■■■■■■■■■■■■■ ■■■■■■■■■ ■■■■■■■■■■■ ■■■■ ■■■■■■■ ■■■■ ■■■■■■■■■■■■■ ■■■■■■■■ ■■■ ■■■■■■■■■■ ■■■ ■■■■■■■■■ ■■ ■■■ ■■■■■■■■■■■■■■ ■■■■■ ■■■ ■■■■■■■■ ■■■■ ■■■■■■■ ■■ ■■■ ■■■■■■■■■■■■■ ■■■■■■■■ ■■ ■■■■■■■■■ ■■■■■ ■■■■■■■■ ■■■■■■■■■■ ■■ ■■■ ■■■■■■■ ■■■■■■■■ ■■■■■■■■■■■ ■■■■■■■■■ ■■ ■■■■■■■ ■■■ ■■■■■■■■ ■■■■■■■■ ■■■■■ ■■■■ ■■■ ■■■■■■■■■ ■■■■■■■■■■■■ Buyers should obtain the applicable manufacturing authorization and certificate before treating qualification as cleared. An integrated service bundle remains commercially relevant, but product acceptance, rights, records, and delivery obligations still require an engagement-specific agreement.

Sources & Evidence

1. Investigación y Desarrollo - Dernier Cosmetics
   · Dernier advertises third-party development, reformulation, manufacturing, filling, labeling, printing, packing, and storage. Its development page states that manufacturing services are authorized and supported by GMP certification. ([derniercosmetics.com](https://www.derniercosmetics.com/pages/investigacion_desarrollo))
2. Sobre Nosotros - Dernier Cosmetics
   · Dernier's company page identifies third-party manufacture and filling in Aragua and states that GMP certification renewal is in progress. This does not independently establish either current validity or expiration. ([derniercosmetics.com](https://www.derniercosmetics.com/pages/sobre-_nosotros))

24.147. Dermahealth de Venezuela C.A.

Dermahealth de Venezuela C.A. is presented alongside Dermahealth USA, LLC through a shared commercial interface advertising own-brand cosmetic development, manufacturing, filling, and packaging design. ■■■ ■■■■■■■■ ■■■■ ■■■■■■■■■■■ ■■■■■■■■■■■■■■■ ■■■ ■■■■■■■■■■■■ ■■■■ ■■■■■■■■ ■■■■ ■■■ ■■■■■■■■■ ■■■■■■■■■■ ■■ ■■■■■ ■■■■■■■■ ■■■■■■■■■ For a cosmetic brand, the advertised proposition is coordinated development and supply, rather than an independently established Venezuela-specific manufacturing footprint.

The selection issue is the allocation of execution between the named entities. ■■■■■■ ■■■■■■■■ ■■■■ ■■■ ■■■■■■■■■ ■■■■■ ■■■■■■■■ ■■■■■■■■■■■■ ■■■■ ■■■■■■■■■■■■■ ■■ ■■■ ■■■■■■■■ ■■■■■■■■■■■ ■■■ ■ ■■■■■■■■■ ■■■■■■■■■■■ ■■■■■■ ■■■■■■■■■■■■ ■■■■■■ ■■■■■■■ ■■■■■■■■ ■■■ ■■■■■■■■■■■■ ■■■■■■■■ ■■■■■■■■■ ■■■■■ ■■■■■■■■■■ ■■■■■■■■■■■■ ■■■ ■■■■■■■■■■■■■■■ ■■■■■■■■■ ■■■■■■■■■■■■■■■■■■■■ ■■■■■■■■■■ ■■ ■■■■■■■■■■■ ■■■ ■■■■■■■■■■■■ ■■■■■■■■ ■■■ ■■■■■■■■■■■ ■■■■■■■ ■■■■■■ ■■ ■■■■■■■■■ ■■■■■■■■■■■■ An integrated engagement could simplify coordination if those responsibilities are confirmed; otherwise, development assistance and manufacturing execution should be evaluated separately rather than assumed to reside with the same entity.

Sources & Evidence

1. Servicios - Dermahealth USA, LLC
   · The shared Dermahealth service page advertises own-brand cosmetic development, manufacturing, packaging design, and filling or packaging services alongside pharmaceutical and supplement activities. Its footer names both Dermahealth USA and Dermahealth de Venezuela C.A.; it does not allocate the advertised work between them. ([dermahealthusa.com.ve](https://dermahealthusa.com.ve/services/))
2. Contactenos - Dermahealth USA, LLC
   · The commercial contact page expressly presents Dermahealth USA, LLC and Dermahealth de Venezuela C.A. together. This establishes a shared interface, not their ownership relationship or the identity of an executing factory. ([dermahealthusa.com.ve](https://dermahealthusa.com.ve/contact/))
3. Legal - Dermahealth USA, LLC
   · Dermahealth advertises product-registration assistance for cosmetics, pharmaceuticals, and supplements. The page supports the existence of an advertised assistance offering, not independently verified authorization for a particular cosmetic or facility. ([dermahealthusa.com.ve](https://dermahealthusa.com.ve/legal/))

24.148. Grupo Tralofarma

Grupo Tralofarma describes a third-party cosmetic offering that connects product development with manufacturing, filling, packaging selection, decoration or label procurement, and technical support. ■■■ ■■■■■■■■■■ ■■■■■■■■■ ■■■■■■■■ ■■■■■■■■■ ■■■■■■■■■■■■ ■■■■■■ ■■■■■■■■ ■■■■■■ ■■■■■■ ■■■■■■■■■ ■■■■■ ■■■■■■■ ■■■ ■■■■■■■■■■■■ The company lists an Aragua location and offers storage and distribution, giving a commissioning brand a potential interface extending beyond product development to physical fulfillment.

This bundle is relevant to a brand lacking packaging coordination or warehousing resources. The buyer should compare an expressly defined integrated engagement with separately appointed development, filling, and logistics providers, rather than assume every advertised service is included. ■■■■■■■■■■ ■■■■■■■■■ ■■■■■■■■■ ■■■ ■■■■■■■■ ■■■ ■■■■■■■■■■■■■ ■■■■■■■■■■■■ ■■■ ■■■■ ■■■■■■■■■ ■■■■ ■■■ ■■■■■■■■■ ■■■■■■■■■■ ■■■■■■■■■■■■ ■■ ■ ■■■■■■■■■■ ■■■■■■■■ ■■■■■■■■■■■ ■■■■■■ ■■■■■■■■■ ■■■ ■■■■■■■■■ ■■■■■■ ■■■■■■■■■ ■■■■■■■■■ ■■■ ■■■■■■■ ■■■■■■■■■■ ■■■■■■■■■■■■■ ■■■■■■■■■ ■■■■■■■ ■■ ■■■■■■■■ ■■■■■■ ■■■ ■■■ ■■■■■ ■■■■■■■■■■■ ■■■ ■■■■■■■■■ ■■■ ■■■■■■■■■■■■■ ■■■■■■■■■■ ■■■■■■ ■■■■■■ ■■■■■■■■ ■■■■ ■■■■■■■■■■■■■ ■■ ■■■ ■■■■■■■■ ■■■■■■■■ ■■■■■■■■■■

Sources & Evidence

1. Grupo Tralofarma | Servicios
   - Tralofarma advertises third-party cosmetic development, manufacturing, filling, product design, packaging selection, decoration or label procurement, and technical support.
   - The company lists an Aragua address and describes storage and logistics for destinations inside and outside Venezuela. These are company descriptions, not verified engagement-level delivery or market-access outcomes. ([tralofarma.com](https://tralofarma.com/servicios/))
2. Grupo Tralofarma | Catalogo de Productos
   - Tralofarma's cosmetic catalog includes shampoos and conditioners, facial serums, soaps and makeup removers, oils and creams, and colognes or body fragrances. ([tralofarma.com](https://tralofarma.com/our-services/))

24.149. Coher Laboratorio Cosmético

[redacted] Technical-dossier preparation, packaging advice, and assistance with Venezuelan product-registration and packaged-product formalities complement the supplied product. This combination is relevant to a local brand needing development and documentation support rather than manufacturing alone.

Coher's commercial presentation retains buyer involvement in product acceptance and packaging selection. Commissioners should therefore establish those approval responsibilities before committing to finished-product supply and specify which records accompany delivery. [redacted]

Sources & Evidence

1. Servicios - Cosmetiques Laboratories COHER
   - Coher identifies itself as Cosmetiques Laboratories Coher C.A. in Caracas and advertises cosmetic development, manufacturing, filling, technical dossiers, packaging advice, and assistance with MPPS and SENCAMER formalities.
   - Its catalog includes facial and body care, hair care, bath products, roll-on deodorants, and fragrances. Its commercial description retains customer involvement in product approval and packaging selection. ([coherca.com](https://www.coherca.com/servicios-coher/))
2. Especialistas en la fabricación de productos cosméticos - Cosmetiques Laboratories COHER
   - Coher describes an integrated formulation, manufacturing, filling, labeling, and distribution service and advertises confidentiality agreements. The description does not allocate formula ownership, exclusivity, or transfer rights; separate negotiation is an analytical implication. ([coherca.com](https://www.coherca.com/nosotros-fabricacion-productos-cosmeticos/))

24.150. Cosméticos Rawyl C.A.

Cosméticos Rawyl C.A.'s 2024 service description covers personal-care development and liquid or semisolid body and hair products from Caracas. ■■■■■■ ■■■■■■ ■■■■■■■■■■ ■■■■■ ■■■■■■■■■■ ■■■■■■ ■■■■■■■■■■■■■■ ■■■ ■■■■■■■■ ■■■■■■■■ ■■■ ■■■■■■■■■■■■■ ■■■■■■■■■■■■■■ Its advertised scope supports category-specific inquiry, not assumed capability across other cosmetic categories.

Sources & Evidence

1. Ciencia & Cosmética, No. 33, 2024 - Directorio Profesional Cosmético
   · Rawyl lists development and liquid/semisolid body- and hair-care manufacture in Caracas. ([svcc.org.ve](https://svcc.org.ve/site/media/attachments/2025/xx.xx/xx.xx/rev_cc_33_2024-finaldig2-xx.xx.pdf))

24.151.Induvar S.A.

■■■■■■■■ ■■■■■ ■■■■■■■■■■ ■■■■■■■■ ■■■■■■■■■■■■■ ■■■■■■■■■■■■■■■ ■■■ ■■■■■■■■■■ ■■■■■ ■■■■ ■■■■■■■■■■ ■■■■■■■■ ■■■■■■■■■■ ■ ■■■■■■■■ ■■■■■■■■■■■■■■■■■■ ■■■■■■■■■■ ■■■ ■■■■■■■■■ ■■■■■■■■ ■■■■■■■■■ ■■■■ ■■■■■ ■■■■ ■■■■■ ■■■■■■ ■■■ ■■■■ ■■■■■ ■■■■■■■■■■■■■■■■■ ■■■ ■■■■■■■■ ■■■■■■■■■■ The company explicitly offers custom liquid and semisolid development, while its research service also describes adaptation of existing product bases to customer requirements. Buyers can therefore investigate adaptation and custom development as distinct commissioning routes without assuming that either determines formula ownership.

Oral-care, sun-care, and antiperspirant descriptions broaden the possible procurement brief, but do not establish compatibility with every destination pathway. ■■■■■■■■■■■■■■ ■■■■■■■ ■■■■■■■■■ ■■■ ■■■■■■■■■ ■■■■■■■■ ■■■■■■■ ■■■■■■■■■ ■■■■■■■■■■ ■■■ ■■■■■■■■■■■ ■■■■■■■■■■■■■■ ■■■■■■■■■ ■■■■■■■■■■■■■ ■■■■■■ ■■■ ■■■■■■■■■■ ■■■ ■■■■■■■■■■■■■■■■■■ ■■■■■■■■■■

Induvar also describes storage, order-status support, and domestic distribution through a contracted fleet. This is relevant to a Venezuelan brand needing materials coordination and local fulfillment. ■■■ ■■■■■■■■■■ ■■■■■■ ■■■■■■■■■■■ ■■■■■■■■■■ ■■■■■■■■■■■■ ■■■■■■■■■■■■ ■■■■ ■■■ ■■■■■■■■■■ ■■■■■■■■■■ ■■■■■■■■■■ ■■■■■■■■ ■■■■■■■■■■ ■■■ ■■■■■■■■■■■■ ■■■■■■■■ ■■■■■■■■■■■■ ■■■■■■ ■ ■■■■■■■■■■■■ ■■■■■■■■■■ ■■■■■■■■■■ ■■■■■■■■■■ ■■■■■■■■■■ ■■■■■■■■■■ ■■■■■■■■■ ■■■■■ ■■■■■■■■■■ ■■■ ■■■■■■ ■■■■■■■■ ■■■■■■■■ ■■■■■■ ■■■ ■■ ■■■■■■■■ ■■ ■■■■■■■■ ■■ ■■■■■■ ■■■■■■■■■

Sources & Evidence

1. Industria Cosmética - Induvar S.A.
   · Induvar's cosmetic page advertises custom-formula development, liquid and semisolid manufacturing, and packaging from Las Tejerías, Aragua.
   · The catalog includes oral care, hair care, facial and body care, sun protection, antiperspirants, and shaving products. These product descriptions do not establish destination-specific authorization. ([induvarsa.com](https://induvarsa.com/industria-cosmetica.html))
2. Investigación y Desarrollo - Induvar S.A.
   · Induvar describes cosmetic and household-product development, including adaptation of existing product bases to client requirements. Its development description does not allocate formula ownership. ([induvarsa.com](https://induvarsa.com/productos-y-servicios/investigacion-y-desarrollo.html))

3. Almacenamiento, Distribución y Help Desk - Induvar S.A.
   · Induvar describes order-status support, materials and finished-product storage, and collection or distribution within Venezuela using a contracted fleet. The disclosed service scope is domestic, not an established export program. ([induvarsa.com](https://induvarsa.com/productos-y-servicios/otros-servicios.html))

24.152. Corporacion LCR, C.A.

[redacted] Its cosmetic examples include liquid soaps, exfoliating creams, body lotions, shampoos, hair-care creams, facial creams, and sun protection. The commercial proposition is formulation-led outsourcing with advisory support, rather than a demonstrated capability across every cosmetic format.

A local brand can include LCR in a defined skin-, body-, or hair-care inquiry, provided the proposed delivery state and documentation are specified before appointment. Buyers should confirm product-specific facility permissions and the allocation of packaging, labeling, and regulatory work. [redacted]

Sources & Evidence

1. Directorio de Empresas Afiliadas a Fedequim | FEDEQUIM
   · The member description identifies Corporación L.C.R. at Carrizal and lists contract manufacturing, formulation, advisory services, and cosmetic or pharmaceutical development.
   · Its cosmetic examples include liquid soaps, exfoliating creams, body lotions, shampoos, hair-care creams, facial creams, and sunscreens. The description is not a facility-authorization record. ([fedequim.org.ve](https://fedequim.org.ve/directorio-de-empresas-afiliadas-a-fedequim/))
2. Maquila cosmética: el motor detrás del auge de marcas independientes en Venezuela | FEDEQUIM
   · FEDEQUIM identifies Corporación LCR among cosmetic outsourcing providers. Its discussion of integrated outsourcing corroborates commercial participation but does not establish every listed service or certification for an individual LCR engagement. ([fedequim.org.ve](https://fedequim.org.ve/maquila-cosmetica-el-motor-detras-del-auge-de-marcas-independientes-en-venezuela/))

24.153. Maquiladora Tecnocosmetic, C.A.

Maquiladora Tecnocosmetic, C.A.'s 2024 service description covers personal- and hair-care development, production, filling, labeling, and batch identification in Carrizal. Buyers seeking packaged supply should confirm continuity and completion responsibilities before appointment. [redacted]

Sources & Evidence

1. Ciencia & Cosmética, No. 33, 2024 - Directorio Profesional Cosmético
   · Tecnocosmetic lists development, manufacture, filling, labeling, and batch identification in Carrizal. ([svcc.org.ve](https://svcc.org.ve/site/media/attachments/2025/xx.xx/xx.xx/rev_cc_33_2024-finaldig2-xx.xx.pdf))

24.154. Cosmewax

Cosmewax offers brand and retailer private-label development and manufacturing centered on skin care and hair removal. ■■ ■■■■■■■■■ ■■■■■■■■■■■■ ■■■■■■■ ■■■■ ■■■■■■■■■■ ■■■■■■■■■ ■■ ■■■■■ ■■ ■■ ■■■■■■■■ ■■■ ■■■■■■ ■■■■■■■■■■ ■■■■■■■■■ ■■■■■■■ ■■■ ■■■■■■■■ ■■■ ■■■■■■■■■ ■■■ ■■■■■■■ ■■■■■■■ ■■■ ■■■■■■■ ■■■■■■■■■ ■■■■ ■■■■■■■■ ■■■■■ ■■■■■■■■■■ ■■■ ■■■■■■■ Buyers should qualify the intended format rather than infer interchangeability from corporate breadth.

Commissioners can investigate catalog adoption, adaptation, or bespoke development, accompanied by packaging, artwork, and regulatory-documentation support. Cosmewax describes assistance for EU, UK, and U.S. destinations. ■■■■ ■■■■■■■■ ■ ■■■■■■■■■■■ ■■■■■■■■■■ ■■■■■■ ■■■ ■■■ ■■■■■■■■ ■■■■■■■■■■■■ ■■■ ■■■■■■■■■■ ■■■■■■■■■■■■■■■■ ■■■■■■■ ■■ ■■■■■■■■■■■■■■■■■■■ ■■■■■■■■■■

Exclusive formulas and intellectual-property arrangements are project-dependent, while confidentiality agreements are offered separately. Brand owners should settle permitted use, exclusivity, documentation access, and transfer arrangements before commitment. ■■■■■■■■ ■■■■■■■■ ■■■ ■■■■■■■■ ■■■ ■■■■■■ ■■■■■■■ ■■■■■■■■■■■ ■■■■■■ ■■■■ ■■■■■■■■■ ■■■ ■■■■■ ■■■ ■■■■■■■■■■■■ ■■■■■■■ ■■■■■■■■■ ■■■■■■■ ■■■■■■■■■■■■ ■■■■■■■■■■■ ■■■■■■■■■■■ ■■■■ ■■■■■■■■■■■■■■ ■■ ■■■■■■■■■■■ ■■■■■■■ ■■ ■■■■■■■■ ■■■ ■■■ ■■■■■■■■■ ■■■■■■■■ ■■■■■■ ■■■■ ■■■■■■■■ ■■ ■■■■■ ■■■■■ ■■■■■■■■■■

Sources & Evidence

1. Private Label Cosmetics Manufacturer - Cosmewax
   - Cosmewax describes private-label development and manufacturing for brands and retailers, Spanish-made supply, and divisions in Jerez de la Frontera and Puçol.
   - The company's certification presentation distinguishes applicability to named sites. Its descriptions support site-specific credential review, not interchangeable qualification across locations. (cosmewax.com)
2. Cosmetic Manufacturing FAQs at Cosmewax
   - Cosmewax offers catalog private-label products, adaptation, bespoke development, solid cosmetics and sticks, packaging and artwork assistance, and regulatory documentation.
   - It describes assistance for EU, UK, and U.S. destinations and separately states that exclusivity and intellectual-property agreements may be available depending on the project. Confidentiality agreements are also offered. ([cosmewax.com](https://cosmewax.com/cosmetic-manufacturing-faqs-at-cosmewax/))
3. Cosmewax - Word leader in Private Label Hair Removal
   - Cosmewax's hair-removal portfolio includes wax strips, wax products, hair-removal creams, and related pre- or post-depilation offerings. No leadership or superior-performance claim is adopted. ([cosmewax.com](https://cosmewax.com/private-label-cosmetics/hair-removal/))

24.155. THG LABS

■■■ ■■■■ ■■■■■■ ■ ■■■■■■■■■ ■■■■■■■■■■ ■■■■■■■■■■ ■■■ ■■■■■■■■■■■■ ■■■■■ ■■■ ■■■■■■■ ■■■■■■■■■ ■■■■ ■■■■■ ■■■■ ■■■■■ ■■■ ■■■■■ ■■■ ■■■■■■■■■■ Its service bundle includes packaging, regulatory support, and finished-product delivery, making it relevant to brands seeking coordinated product and package development rather than catalog relabeling alone. Formula intellectual-property arrangements are discussed during onboarding; bespoke

development should therefore not be interpreted as an automatic assignment of ownership or transfer rights.

For U.S. sunscreen projects, THG LABS specifically describes OTC development and manufacturing support and reports FDA registration of its UK factory. Its regulatory team also manages supplier documentation and destination-specific compliance requirements. [redacted]

Sources & Evidence

1. Frequently Asked Questions (FAQs) | THG Labs
   - THG LABS describes UK-based bespoke development and manufacturing across skincare, sun care, hair care, body care, and fragrance, including packaging and delivery.
   - Its FAQ states that formulation intellectual-property arrangements are discussed during project onboarding.
2. Regulatory Compliance | THG Labs
   - THG LABS describes a regulatory team managing supplier documentation and intended-country compliance requirements.
   - The company reports FDA registration of its UK factory for manufacturing OTC sunscreen products; this is a company capability disclosure, not independently established product authorization.

24.156. Pelham

Pelham combines in-house product-development, design, and technical teams with manufacturing in Hampshire, UK. It provides distinct routes through pre-formulated Matrix products and bespoke new-product development. [redacted]

The Matrix offer has a specific delivery constraint: its FAQ states that customers receive fully branded finished goods, not bulk-only supply. It also requires additional review and documentation for international sales. [redacted]

Sources & Evidence

1. About Us - Pelham
   - Pelham describes in-house product-development, design, and technical specialists combined with on-site manufacturing.
   - Its company address is in Waterlooville, Hampshire.
2. FAQ - Pelham Matrix
   - Matrix distinguishes pre-formulated products from bespoke new-product development.
   - Its FAQ specifies fully branded finished-goods supply rather than bulk-only supply, Hampshire manufacturing, and additional review for international sales.
   - Matrix identifies Pelham Healthcare Limited as its trading entity.
3. A natural fit for the UK's leading vitamin retailer - Pelham
   - Pelham's Vitaskin project account identifies Holland & Barrett and describes formulation, packaging design, component sourcing, manufacturing, and filling.
   - The account supports a supplier-reported example of bespoke services, not independently verified commercial outcomes.

24.157. Art Cosmetics s.r.l.

Art Cosmetics s.r.l. develops makeup and skincare, with its makeup portfolio spanning face, eye and brow, and lip products. Foundations, concealers, mascara, eyeliner, lipsticks, and glosses provide a concrete basis for category-specific discussions rather than assuming general personal-care interchangeability. ■■■ ■■■■■■■■■■■■ ■■■■■■■■ ■■■■■■■■■■■■■■ ■■■■■■■■■■■■ ■■■■■ ■■■ ■■■■■■■■■■ ■■■■■ ■■■■■■■■■■■ ■■■■■■■■■■ ■■■ ■■■■■■■■■■■■■■■ ■■■■■■■■■■ ■■■■■■■ ■■■■■■■ ■■■■■■■ ■■■ ■■■■■ ■■■■■■■■■■ ■■ ■■■■■■■■ ■■■■■■■■■■■■■■■■ ■■■■■■■■ ■■■ ■■■■■■■■■■■■ ■■ ■■ ■■■■■■■■■ ■■■■■■■■■ ■■■ ■■■■■■■■ ■■■ ■■■■■■■ ■■ ■■■■■■■■■■■■ ■■■■■■■■ ■■ ■■■ ■■■■■■■■■■■ ■■ ■ ■■■■■■■■■■■■■ ■■■■■■■■■

■■■ ■■■■■■■■ ■■■■■■■■■■■ ■■■ ■■■■■■■■ ■■■■■■■■■■■■■ ■■ ■■■■■■■■ ■■■ ■■■■■■■■■■ ■ ■■■■■■■■ ■■■■■■■■ ■■ ■■■■■■■■■■■ ■■■ ■ ■■■■■ ■■■ ■■■■■■■■■■ ■■■■■■■ ■■ ■■■ ■■■■■ ■■■ ■■■■ ■■■■■■■ ■■■■■■■■ ■ ■■■■■■■■■■ ■■■■■■■■■■■ ■■■ ■■■■■■■■■ ■■ ■■■■ ■■■■■■■■■■■■■■■ ■ ■■■■ ■■■■■ ■■■ ■■■■■■■■ ■■■■■ ■■■■■■■■■■ ■■■ ■■■■■■■■■■■■■ ■■ ■■■■■■■■ ■■■■■■■■■■■■ ■■■■■■■■■ ■■■■■■ ■■■■■■■■■■■ ■■■ ■■■■■■■■■■ ■■■■■■■■■■ ■■■■■■■■ ■■■■■■■■■■■■■■■■■■■ ■■■ ■■■■■■■■■■■■ ■■■■■■■■■■ ■■■■■■ ■■■■■■■■■■■■ Its CLEAN and CLEAN+ policies are positioning choices: the company explicitly acknowledges that excluded ingredients do not necessarily present particular safety risks. Buyers should assess the policy against their channel requirements rather than infer superior safety or guaranteed retailer acceptance.

Sources & Evidence

1. Produttori di cosmetici | Art Cosmetics
   - Art Cosmetics identifies makeup and skincare creation as its business and identifies the Italian entity Art Cosmetics s.r.l.
2. Produzione Make-up | Art Cosmetics
   - Art Cosmetics lists face makeup, eye and brow products, and lip products, including foundations, concealers, mascara, eyeliner, lipsticks, and glosses.

3. Sviluppo prodotti | Art Cosmetics
   - Art Cosmetics distinguishes exploratory Blue Sky concepts, fully customized products, and Fast-to-Market offerings.
   - Its CLEAN and CLEAN+ discussion acknowledges that excluded ingredients do not necessarily present particular safety risks.
4. Le nostre sedi | Art Cosmetics
   - Art Cosmetics identifies headquarters in Fornovo San Giovanni and a powders district in Mozzanica, Italy.
   - Its New York location is explicitly a sales and marketing office, not a disclosed U.S. manufacturing plant.

24.158. Pink Frogs Cosmetics

Pink Frogs Cosmetics has a specific commercial fit for solid skincare and personal-fragrance projects. ■■■ ■■■■■■■■ ■■■■■■■■ ■■■■■■■■ ■■■■■■ ■■■ ■■■■■■■■■■ ■■■■■■■■■■■■■ ■■■■■■■■■■■■ ■■■ ■■■■■■ ■■■■■■■■■ ■■■■■■■■■ ■■■ ■■■■■■■■■ ■■■■■■■■ ■■■ ■■■■■■■■■ ■■■■■■■■ ■■■■■■■■ ■■■■■■■■ ■■■■■■■■ ■■■ ■■■■■■■■■■■■ ■■■■■■■■■■ ■■■■■■■■ ■ ■■■■■ ■■■ ■■■■■■■■ ■ ■■■■■■■■■■■ ■■■■■■■■■■■■■■■■■■■■■■■ ■■■■■ ■■■■■■■ ■■ ■■■■■■■■■■ ■■■■■■■■ ■■■■■■■■■■ ■■■■■■■■ ■■■ ■■■■■■■■■ ■■■■■■■■■■ ■■■ ■■■■■■■■■■■ ■■■■■■■■■■■■■ ■■■■■■■■■ ■■■■■■■■■■■■■■■■■■ ■■■ ■■■■■■■■ ■■■■■■■■■■ ■■■■■■ Consolidating those interfaces is a potential coordination benefit, not proof of launch success or access to a retail channel.

The company identifies production in Rozzano and executive and operational offices in Pieve Emanuele, Italy. Its broader dermocosmetics catalog also includes treatment-oriented and veterinary offerings, which should not be treated as interchangeable qualification for a human cosmetic. ■■■■■■ ■■■■■■■■■ ■ ■■■■■■■■■ ■■ ■■■■■■■■■■■■■■■ ■■■■■■■■ ■■■■■■■■■■■■■ ■■■■■■ ■■■■■■ ■■■■■■■■■■■■■■■■ ■■■■■■■■■■■ ■■■ ■■■■■■■■■■■■ ■■■■■■■■■■■■■ ■■■ ■■■■■■■■ ■■■■■■■■■ ■■■■■■■■ ■■ ■■■ ■■■■■■■■ ■■■■■■■■ ■■■ ■■■ ■■■■■■ ■■■■■■■■ ■■■■■■ ■■■ ■■■ ■■■■■■■■ ■■ ■■■ ■■■■■■■■ ■■■■■■■■ ■■■ ■ ■■■■■ ■■■■■■■■■■ ■■■■■■■■ ■■■■■■■■ ■■■■ ■■■■■■■■■ ■■ ■■■■■■■■■ ■■■ ■■■■■■■■■■ ■■■■■ ■■ ■■■■ ■■■■■■■■ ■■■■■■ ■■■■■■■■■■■■■■■■ ■■■ ■■ ■■■■■■■■ ■■■■■■■■■■■■

Sources & Evidence

1. Produzione conto terzi stick e colati a caldo - Pink Frogs Cosmetics
   - Pink Frogs lists skincare sticks for cleansing, masks, moisturizing, and exfoliation, as well as deodorant and fragrance sticks.
   - The page identifies production in Rozzano and executive and operational offices in Pieve Emanuele, Italy.
2. Produzione conto terzi profumi - Pink Frogs Cosmetics
   - Pink Frogs describes third-party perfume filling and packaging, including personalized spray-vial samples.
   - Its combined perfume and sampling offering supports evaluating a coordinated engagement, conditional on an agreed development and delivery remit.
3. Produzione conto terzi dermocosmesi - Pink Frogs Cosmetics
   - Pink Frogs' dermocosmetics catalog includes treatment-oriented products and products for domestic animals.
   - That portfolio breadth supports distinguishing the proposed human cosmetic from adjacent offerings rather than assuming interchangeable qualification.

24.159. Ourvita

Ourvita's cosmetic capability is best evaluated through named operating sites. ▪▪▪▪▪▪ ▪▪▪▪▪▪▪▪ ▪▪▪▪▪▪▪ ▪▪▪▪▪▪ ▪ ▪▪▪▪▪▪▪ ▪▪▪▪▪▪ ▪▪▪▪▪▪▪▪ ▪▪▪▪▪▪▪▪▪▪ ▪▪▪ ▪▪▪▪▪▪ ▪▪▪▪▪▪▪▪▪ ▪▪▪▪ ▪▪▪▪▪ ▪▪▪ ▪▪▪▪ ▪▪▪▪▪ ▪▪▪▪▪▪▪▪▪ ▪▪▪▪▪▪▪▪▪▪▪▪▪ ▪▪ ▪▪▪▪▪▪▪▪ ▪▪▪▪▪▪▪▪▪▪▪▪▪▪▪ ▪▪▪ ▪▪▪▪▪▪▪ ▪▪▪▪▪▪▪▪▪▪▪ ▪▪▪▪▪▪▪▪ ▪▪▪▪▪▪▪ ▪▪▪ ▪▪▪▪▪▪▪▪ ▪▪▪▪▪▪▪▪▪▪▪▪▪ ▪▪ ▪▪▪ ▪▪ ▪▪▪ ▪▪▪▪▪▪▪▪ A commissioner seeking an ODM contribution should expressly include development in the brief rather than assume that a manufacturing-only engagement supplies it.

▪▪▪ ▪▪▪▪▪ ▪▪▪▪▪▪▪ ▪▪▪▪▪▪▪▪ ▪▪▪▪▪▪ ▪▪▪▪▪▪▪▪▪ ▪▪▪▪ ▪▪▪▪▪▪▪▪▪▪▪ ▪▪▪▪▪▪▪▪▪▪▪▪▪▪▪ ▪▪▪ ▪▪▪▪▪▪▪▪▪▪▪▪▪ ▪▪▪▪▪▪▪▪▪▪▪▪ Its U.S. locations are presented around dietary supplements and nutritional formats; their presence does not independently establish local cosmetic execution. Buyers considering network-based continuity should confirm a suitable cosmetic site rather than treat the entire geographic footprint as interchangeable.

Published Alton and Kirkham supply terms preserve supplier-originating intellectual property and supplier know-how, while retaining the customer's own rights. Commissioned supply therefore does not automatically provide portability to another manufacturer. ▪ ▪▪▪▪▪ ▪▪▪▪▪▪▪▪▪ ▪▪▪▪▪▪▪▪▪▪ ▪▪▪▪▪▪▪▪▪ ▪▪▪▪▪▪ ▪▪▪▪▪▪▪▪▪ ▪▪▪ ▪▪▪▪▪▪▪▪▪ ▪▪▪▪▪▪▪▪▪▪ ▪▪▪ ▪▪▪▪▪▪▪▪▪▪▪ ▪▪▪▪▪▪ ▪▪▪▪▪▪ ▪▪▪▪▪▪▪▪▪ ▪▪▪▪▪▪ ▪▪▪▪▪▪▪▪▪▪▪ ▪▪▪▪▪▪▪▪▪▪ ▪▪▪▪▪▪▪▪▪▪ ▪▪▪ ▪▪▪▪▪▪ ▪▪▪ ▪▪▪▪▪▪▪▪ ▪▪▪▪▪▪▪▪▪▪▪▪▪ ▪▪▪ ▪▪▪▪▪▪▪▪▪▪▪▪▪ ▪▪▪▪▪▪▪▪▪▪▪ ▪▪▪▪▪▪▪▪ ▪ ▪▪▪▪▪▪▪▪▪ ▪▪▪▪▪▪▪▪▪▪▪ ▪▪▪▪▪▪▪▪▪▪

Sources & Evidence

1. Ourvita Alton | Ourvita
   - Ourvita Alton, formerly Laleham Health & Beauty, offers in-house development and manufacturing, including tailored facial skincare, body care, and hair care.
   - The site distinguishes development services from manufacturing to customer specifications and identifies Andover warehousing for UK and European storage and delivery.
2. Locations | Ourvita
   - Ourvita's location descriptions distinguish cosmetic operations from nutritional, pharmaceutical, and medical-device specialties.
   - Its Tampa and Minneapolis presentations emphasize dietary supplements and nutritional formats rather than establishing local cosmetic execution.
3. Ourvita Alton & Kirkham Standard Terms and Conditions of Supply
   - The published Alton and Kirkham supply terms retain supplier-originating intellectual property and supplier know-how while preserving customer rights.
   - The terms do not automatically transfer supplier rights through commissioned supply; manufacturing portability therefore requires engagement-specific agreement.

24.160. MAXIM Markenprodukte GmbH & Co. KG

▪▪▪▪▪ ▪▪▪▪▪▪▪▪▪▪▪▪▪ ▪▪▪▪ ▪ ▪▪▪ ▪▪ ▪▪▪▪▪▪▪▪ ▪▪▪▪▪▪▪▪▪▪▪▪ ▪▪▪▪▪▪▪▪▪▪▪ ▪▪▪ ▪▪▪▪▪▪▪▪▪▪ ▪▪ ▪▪▪▪▪▪▪▪ ▪▪▪▪▪▪▪▪ ▪▪▪▪ ▪▪▪▪▪▪▪▪ ▪▪▪ ▪▪▪▪▪▪▪▪▪▪▪ ▪▪▪▪▪▪▪▪▪▪▪▪ ▪▪ ▪▪▪▪▪▪▪▪ ▪▪▪▪▪▪▪ ▪▪▪▪▪▪▪▪ ▪▪▪ ▪▪▪▪▪▪▪▪▪▪▪▪▪▪▪▪▪▪ ▪▪▪▪▪▪▪▪ ▪▪▪ ▪▪▪▪▪▪▪▪▪▪▪▪▪▪▪▪▪▪ ▪▪▪▪▪▪▪▪ ▪▪▪▪▪▪▪▪▪ ▪▪▪▪▪▪▪▪▪ ▪▪▪ ▪▪▪▪▪▪▪▪▪▪ ▪▪▪▪▪▪▪▪ ▪▪▪▪▪▪▪ ▪▪▪ ▪▪▪▪▪▪▪▪ ▪▪▪▪▪▪▪▪ ▪▪ ▪▪▪▪▪▪▪▪ ▪▪▪▪▪▪▪▪▪▪▪▪▪ ▪▪▪▪▪▪▪▪▪▪ ▪▪▪ ▪▪▪▪▪▪▪▪▪▪▪ ▪▪▪▪▪ ▪▪▪▪▪▪▪▪▪▪ The Pulheim presentation includes hair care, facial care, decorative cosmetics, fragrances, body cleansing,

deodorants, shaving care, and sun care, with multiple packaging formats. This is a supported assortment-development capability, not evidence that every proposed product can use the same execution route.

Site attribution matters within the wider group: its product portfolio separately locates OTC-related work at Pharma Aldenhoven. Those activities should not be treated as interchangeable with Pulheim cosmetic qualification. ▪▪▪▪▪▪ ▪▪▪▪▪▪▪▪▪ ▪▪▪▪▪▪▪▪▪▪ ▪▪ ▪▪▪▪ ▪▪▪▪▪▪▪▪ ▪ ▪▪▪▪▪▪▪▪ ▪▪▪▪▪▪ ▪▪▪▪▪▪▪ ▪▪▪ ▪▪▪▪▪▪▪▪ ▪▪▪▪▪ ▪▪▪▪▪▪▪ ▪▪▪▪▪▪▪▪▪▪▪▪▪▪ ▪▪▪▪▪▪▪▪▪▪ ▪▪▪ ▪▪▪▪▪▪▪▪ ▪▪▪▪▪▪ ▪▪▪▪▪ ▪▪▪▪ ▪▪▪▪▪▪▪▪▪ ▪▪▪▪▪▪▪▪▪ ▪▪▪▪▪▪ ▪▪▪ ▪▪ ▪▪▪▪▪▪▪▪▪▪▪▪ ▪▪▪▪▪▪▪▪▪ ▪▪▪▪▪▪ ▪▪▪▪▪▪ ▪ ▪▪▪▪▪▪▪▪ ▪▪▪▪▪▪▪▪▪▪▪▪▪▪ ▪▪▪▪▪▪▪ ▪▪ ▪▪▪▪▪▪ ▪▪ ▪▪▪ ▪▪▪▪▪▪▪▪▪▪ ▪▪▪▪▪▪▪▪▪▪▪▪ ▪▪ ▪▪▪▪▪▪▪▪▪▪ ▪▪▪▪▪▪▪ ▪▪▪ ▪▪▪▪▪▪▪▪ ▪▪▪ ▪▪▪▪▪▪ ▪▪▪▪▪▪▪▪▪▪ ▪▪▪▪▪▪▪▪▪▪▪▪ ▪▪▪▪▪▪▪▪▪ ▪▪▪▪▪▪▪▪▪▪▪▪▪▪▪▪▪▪ ▪▪▪▪▪▪▪▪▪ ▪▪▪ ▪▪▪▪▪ ▪▪▪▪ ▪▪▪▪▪▪▪▪▪ ▪▪▪▪▪▪▪▪ ▪▪▪ ▪▪▪▪▪▪ ▪▪▪ ▪▪▪▪▪ ▪▪▪▪▪▪▪▪ ▪▪▪▪▪▪▪▪▪ ▪▪▪▪▪▪▪▪▪▪ ▪▪▪▪▪▪▪▪▪▪▪▪▪▪

Sources & Evidence

1. UNTERNEHMEN - MAXIM Markenprodukte GmbH & Co. KG
   - MAXIM Markenprodukte identifies Pulheim as a private-label development and production location and the group's organizational and strategic center.
   - Its Pulheim presentation describes multiple packaging formats and category and innovation-management capabilities.
2. LEISTUNGEN - MAXIM Markenprodukte GmbH & Co. KG
   - MAXIM describes concepts tailored to customers' existing assortments, an in-house design studio, and regulatory-affairs support.
   - Its service description includes customer and consumer complaint intake and an early-warning approach.
3. PRODUKTE - MAXIM Markenprodukte GmbH & Co. KG
   - MAXIM lists Pulheim categories including hair care, facial care, decorative cosmetics, fragrance, body cleansing, deodorants, shaving care, and sun care.
   - The broader portfolio separately describes OTC-related activity at Pharma Aldenhoven.

24.161. Technature

▪▪▪▪▪▪▪▪▪▪ ▪▪▪▪▪▪ ▪▪▪▪▪▪▪▪▪▪▪▪▪▪ ▪▪▪ ▪▪▪▪▪▪▪▪ ▪▪▪▪▪▪▪▪ ▪▪▪▪▪ ▪▪▪ ▪▪▪▪ ▪▪▪▪▪▪▪▪▪▪ ▪▪▪▪ ▪ ▪▪▪▪▪▪▪▪▪▪▪ ▪▪▪▪▪▪▪▪▪ ▪▪ ▪▪▪▪▪▪▪▪ ▪▪▪▪▪▪ ▪▪▪▪▪▪▪▪ ▪▪▪▪▪▪▪▪ ▪▪▪▪▪▪▪▪ ▪▪▪▪▪▪▪ ▪▪▪ ▪▪▪▪▪▪▪ Its disclosed Brittany operations have different specialties: Dirinon covers dry formats, Le Relecq-Kerhuon covers sticks, balms, and waxes, and Brest covers conventional skincare and hydrogel masks and patches. This provides a concrete basis for selecting a format-specific manufacturing asset instead of treating the supplier as a generic liquid-cosmetics producer.

▪▪▪ ▪▪▪▪▪▪▪ ▪▪▪▪▪▪▪ ▪▪▪▪▪▪▪▪ ▪▪▪▪▪▪▪▪▪▪▪ ▪▪▪▪▪▪▪▪▪▪▪▪ ▪▪▪▪▪▪▪▪▪ ▪▪▪▪▪▪▪▪ ▪▪▪ ▪▪▪▪▪▪▪▪▪▪ ▪▪▪▪▪▪▪▪▪ ▪▪▪▪▪▪▪ ▪▪▪ ▪▪▪▪▪▪▪▪▪▪▪▪▪▪ ▪▪▪▪▪▪▪▪▪▪▪▪ ▪▪▪▪▪▪▪▪▪ ▪▪▪▪▪▪▪ ▪▪▪▪▪▪▪ ▪▪▪▪▪▪▪▪ ▪▪▪▪▪▪ ▪▪▪▪▪▪▪▪▪ ▪▪▪▪▪ ▪▪▪ ▪▪▪▪ ▪▪▪▪▪▪▪▪▪ ▪▪▪ ▪▪▪▪▪▪▪▪▪▪▪▪ ▪▪▪▪▪▪▪▪ ▪▪▪▪▪▪▪ ▪▪▪▪▪▪▪▪ ▪▪▪▪▪▪ ▪▪▪▪▪▪▪▪▪ ▪▪▪▪▪▪▪▪ ▪▪▪▪▪▪▪▪ ▪▪▪▪▪▪ ▪▪▪▪▪▪▪▪▪▪▪▪ ▪ ▪▪▪▪▪▪ ▪▪ ▪▪▪▪ ▪▪▪▪▪▪▪ ▪▪▪ ▪▪▪▪▪▪▪▪ ▪▪▪▪▪▪▪▪▪▪ ▪▪▪ ▪▪▪▪▪▪▪▪▪▪▪ ▪▪▪▪▪▪ ▪▪▪ ▪▪▪▪▪▪▪▪▪ ▪▪▪▪▪▪▪▪ ▪▪▪▪▪ ▪▪▪▪▪▪▪▪▪▪ ▪▪▪ ▪▪▪▪▪▪▪▪ ▪▪▪▪▪ ▪▪▪▪▪▪▪▪ ▪▪▪▪▪▪▪▪▪ ▪▪▪▪▪ ▪▪▪▪▪▪▪▪▪▪▪▪▪▪ ▪▪▪ ▪▪▪▪▪▪▪▪ A change from powder to hydrogel or from professional supply to take-home packaging should trigger a renewed capability review. Integrated support reduces coordination interfaces, but the site's

specialization remains relevant; the group portfolio does not establish that every facility can execute every format.

Sources & Evidence

1. Made in France Cosmetics Manufacturer | Technature
   - Technature describes development, manufacture, and packaging in France for facial, body, and hair cosmetics.
   - It assigns dry formats to Dirinon, sticks and balms to Le Relecq-Kerhuon, and conventional skincare and hydrogel masks and patches to Brest.
2. Full-Service Cosmetic Turnkey Solutions | Technature
   - Technature's turnkey offering combines development, manufacturing, regulatory support, and packaging.
   - The service description includes options for exclusive, brand-specific formulations.
3. Cosmetic Product Packaging & Filling | Technature
   - Technature lists sachets, tubes, bottles, jars, and bulk containers for professional ranges within its packaging offering.
   - The company describes formula and packaging suitability review and repeats the distinct format specialties of its operating sites.

24.162. MANN & SCHRÖDER COSMETICS GROUP

MANN & SCHRÖDER COSMETICS GROUP separates its commissioned private-label activity from its owned brands. Following the business separation in 2024, MANN & SCHRÖDER COSMETICS covers private label, while SCHRÖDER COSMETICS holds the owned-brand business. [illegible]

The disclosed manufacturing locations are Siegelsbach and Hüffenhardt, Germany, with a sales and export office in Gundelsheim. Development categories include facial, body, hair, and oral care; packaging capabilities include bottles, tubes, jars, airless dispensers, and refill sachets. [illegible]

Sources & Evidence

1. Private label | Mann & Schröder Cosmetics Group
   - The group states that its private-label and owned-brand divisions were separated into different companies in 2024, remaining under the same group umbrella.
   - MANN & SCHRÖDER COSMETICS provides private-label conception, development, quality assurance, manufacturing, packaging, and delivery for retailer and other brand customers.

2. Product development | Mann & Schröder Cosmetics Group
   - The private-label development offering covers facial, body, hair, and oral care.
   - Its packaging capability list includes bottles, tubes, jars, airless dispensers, and refill sachets; it does not establish suitability for every proposed refill system.
3. Sites | Mann & Schröder Cosmetics Group
   - The group identifies manufacturing in Siegelsbach and Hüffenhardt, Germany, and a sales and export office in Gundelsheim.

24.163. NeoCos

[redacted] It offers delivery from bulk cosmetic supply through packaged, ready-to-ship goods and describes support for product information files, notification, claims documentation, and international registration. This combination can suit a commissioner seeking development and compliance coordination without building those functions internally.

The purchasing distinction is the degree of customization and the work retained by the buyer. [redacted] Before commitment, buyers should confirm the development route, packaging responsibilities, documentation access, and contractual exclusivity rather than rely on the private-label label alone.

Sources & Evidence

1. Private Label - 100% Individual Cosmetic Products | NeoCos
   - NeoCos describes customer-specific Private Label development, delivery from bulk to ready-to-ship goods, and production, filling, packaging, and shipping. It states that it does not operate its own brand. These statements support the development-route and contractual-scope analysis, not transferable ownership or superior performance. ([neocos.de](https://www.neocos.de/en/services/private-label/))
2. Personal Label Cosmetics | NeoCos
   - NeoCos Personal Label starts with developed concepts that can be individualized, providing an alternative to complete custom development. Selecting this route only when the existing concept meets buyer criteria is a commercial inference. ([neocos.de](https://www.neocos.de/en/services/personal-label/))
3. Premium cosmetic manufacturing | NeoCos
   - NeoCos lists facial and body care, serums, hair care, shower products, and sun care; it describes product-information-file, notification, claims-documentation, and registration support. Its packaging description specifies filling into packaging provided by the customer. ([neocos.de](https://www.neocos.de/en/services/))

24.164. Mixer & Pack

Mixer & Pack is relevant to brand owners that need personal-fragrance creation and packaging design coordinated with finished-product manufacture. ■■■ ■■■■■■■■■ ■■■■■■ ■■■■■■■ ■ ■■■■■■■■■ ■■■ ■■■■■■■■■ ■■■■■■■ ■■ ■■■■■■■■■■ ■■■ ■■■■■■ ■■■■■■ ■■■■■■■■■■■■■ ■■■ ■■■■■■■■■ ■■■■■■■■■■■■■ ■■■ ■■ ■■■■■■■■ ■■■■■■■■ ■■■■ ■■■■■■■■ ■■■■■■■■ ■■■■■■■■■■■■ ■■■ ■■■■■■■■■ ■■■■■■■ ■■■ ■■■■■■■■■ ■■■■■■■ ■■■■■■■■■■ ■■■■■■■■■ ■■■■■■■■ ■■■■■■■■■■■■ ■■ ■■■■ ■■ ■■■■ ■■■■■■■■■■■■ For Cosmetics ODM procurement, the personal-fragrance brief should therefore identify the intended use and supplied product rather than treat every fragrance activity as equivalent.

The integrated route can reduce interfaces between brand interpretation, package development, and manufacturing. It is most relevant when the commissioner needs those contributions together; a buyer with established packaging designs may instead retain those decisions and negotiate a narrower service scope. ■■■■■■■ ■■■■■■■■■■ ■■■■■■■■■■■ ■■■■■■■■ ■■■■■■■■■ ■■■■■■■■■■■■■■■■■ ■■■ ■■■■■■■■■■ ■■■■■■■■■■■■■ ■■■■■■ ■■ ■■■■■■■■■ ■■■ ■■■■■■■■■ ■■■■■■■■■■■■ ■■■■■■■■■ ■■■■■■■■■ ■■■■■■■■■ ■■■ ■■■■■■■■■■■■■ ■■■■■■■■■■■■■ ■■■■■■■■■■■■ ■■ ■■■■■■■■■■ ■■■■■■■■■■ ■■■■■■■■■■■■

U.S. access requires a specific qualification check. ■■■■■ ■ ■■■■■■ ■■■■■■■■ ■■■ ■■■■■ ■■■■■■■■■■■■ ■■■■■■■■■ ■■■■■■■■ ■■■■■■■■■■■■ ■■■■■ ■■■■ ■■■■■■■■■■■■■■ ■■ ■■ ■■■ ■■■■■■■■■ ■■■ ■■■■■■ ■■■■ ■■■■■■■■ ■■■■■■■■ ■■■■■■■■■■■■ ■■■ ■■■■■■■■ ■■■■■■■■ ■■ ■■■ ■■■■■■■■■■ ■■■■■■■■■ ■■■ ■■■■■■■■■■ ■■■■■■■■■■■■ ■■■■■■■ ■■■■■■■ ■■■■■ ■■■ ■■■■■■■ A U.S. commissioner should verify the executing facility's active registration status and product-specific responsibilities before commitment; the historical announcement does not establish either FDA approval or continuing registration.

Sources & Evidence

1. Registration & Listing of Cosmetic Product Facilities and Products | FDA
   · FDA states that cosmetic facility registration and product listing do not indicate FDA approval. Applicable facility registrations require renewal every two years. These rules support checking active registration separately from Mixer & Pack's historical announcement.
   ([fda.gov](https://www.fda.gov/cosmetics/registration-listing-cosmetic-product-facilities-and-products))
2. Packaging para Perfumes | Mixer & Pack
   · Mixer & Pack describes an in-house creative team covering graphic, industrial, and packaging design, and concept development for personal and home fragrances. Coordinating the personal-fragrance and packaging brief is the profile's conditional commercial implication.
   ([mixerpack.es](https://www.mixerpack.es/servicios/diseno-desarrollo-packaging/))
3. How is the perfume manufacturing process? | Mixer & Pack
   · Mixer & Pack describes third-party perfumery and cosmetics manufacture with packaging and handling capabilities. The source supports manufacturing availability, not universal format suitability or comparative performance.
   ([mixerpack.es](https://www.mixerpack.es/en/services/manufacture-of-perfumery-and-cosmetics/))
4. MIXER & PACK LEADS A NEW COMMUNICATION STYLE IN THE THIRD PARTY PERFUMERY INDUSTRY - Mixer
   · Mixer & Pack's February xx.xx 2026 company announcement identifies its third-party perfume development business and perfumery and cosmetics factory in Cabanillas del Campo, Spain. Promotional leadership statements are not used.
   ([mixerpack.es](https://www.mixerpack.es/en/mixer-pack-leads-a-new-communication-style-in-the-third-party-perfumery-industry/))

5. MIXER & PACK SETS THE COURSE FOR USA

· Mixer & Pack's February xx.xx 2024 announcement describes facility registration but also calls it FDA approval. The profile preserves the reported registration event without endorsing that approval characterization or treating it as evidence of active registration. ([mixerpack.es](https://www.mixerpack.es/en/mixer-pack-sets-usa/))

24.165. dalli group

Retailer private-label operators can evaluate dalli group for coordinated personal-care assortment development rather than only manufacturing execution. Its offering combines marketing, research and development, packaging design, and market-ready products for discount, drugstore, and supermarket customers. ■■■ ■■■■■■ ■■■■■■■■■■■■■ ■■■■■ ■■■■■■■■ ■■■■■■ ■■■ ■■■■ ■■■■■ ■■■■ ■■■■ ■■■ ■■■■■■■■ ■■■ ■■■■■ ■■■■■■■■■■ ■■■ ■■■■■■■■■■■■■■■■ ■■■ ■■■■■■■ ■■■■■■■■ ■■■■■■■■■■■ ■■■ ■■■ ■■■■■■■ ■■■■■■ ■■■■■■■■■■■ ■■■ ■■■■■■■■■■ ■■■■ ■■■■■■ ■■■■ ■■ ■■■■■■■■■■■■■■■■ ■■■■■■■■■ ■■■ ■■■■■ ■■■■■■■■■■ ■■■ ■■■■■■■■ ■■ ■■■■■■■■■■■■■■■■■■ ■■■ ■■■ ■■■■■■■ ■■ ■■■■■■■■■■■ ■■■■■■■■ ■■■■■■■■■ ■■■■■ ■■■■■■■■■ ■■■ ■■■■■■■■■■■■■ ■■■■■■■■■■■■

The commercial choice is whether the buyer wants an integrated retail concept or selective development and supply. Market-ready commissioning can consolidate coordination; bulk supply leaves packaging and downstream completion interfaces to the buyer. ■■■■■■■ ■■■■■ ■■■■ ■■■■■■■■ ■■■■■■■■■■■■■■ ■■■■■■■■■■■ ■■■■■■■■■ ■■■■■■■■ ■■■■■■ ■■■ ■■■■■■■■■■ ■■■ ■■■■■■■■■■■■ ■■ ■■■ ■■■■■■■■ ■■■■■■■■ ■■■■■■■ ■■■ ■■■■■■■■■ ■■■■■■■■ ■■■■■■■ ■■■■■■■■■■■■ ■■■■■■■ ■■■■■■■■■ ■■■■■■■■■■■■■■■■■ ■■■■■■■■■ ■■■ ■■■■■■■■■■■■■■ ■■■ ■■■■■■■■■ ■■■ ■■■■■■■■■■ ■■■■■■■ ■■■■■■■■ ■■ ■■■■■■■■■■■■ ■ ■■■■■■■■■■■■■■■ ■■■■■■■■ ■■■■■■■■■■ ■■■■■■■■ ■■■■■■■ ■■■■■■■■■■■■■■ ■■■ ■■■■■■■■■ ■■■■■■■■■■ ■■■ ■■■■■ ■■■■■■■■ ■■ ■■■■■■■■■■■■

Sources & Evidence

1. Private labels - dalli group

· dalli describes private-label concept development for discount, drugstore, and supermarket customers, combining marketing, research and development, packaging design, and market-ready products. Its personal-care portfolio includes the categories named in the profile. ([dalli-group.com](https://www.dalli-group.com/en/private-labels/))

2. B2B - dalli group

· dalli's B2B offering includes concept and formula development, production, packaging, logistics, and bulk or finished-product supply across personal and household care. It identifies WIN COSMETIC in Flörsheim-Dalsheim and WIN AEROSOL in Westerburg. Completion-state and executing-entity verification are commercial implications. ([dalli-group.com](https://www.dalli-group.com/en/b2b/))

24.166. Groupe Vabel

Groupe Vabel presents different sourcing routes for mass-market care products and luxury fragrance or cosmetic briefs, making business-unit selection more important than the group name alone. Its Sarbec Cosmetics offering includes catalog formulas and custom development for facial and body care, hair care, cleansing products, and cosmetic-bearing wipes. ■■■■■■ ■■■■ ■■■■■■■■■ ■■■■■■■■■ ■■■ ■■■■■■■■■■■■ ■ ■■■■■■■■■■ ■■■■ ■■ ■■■ ■■■■■■■■ ■■■■ ■■■ ■■■ ■■■■■■■■ ■■■■■■■■■ ■■■ ■■■■■■■■ ■■■■■■ ■■■■■■■■ ■■■■■■■■ ■■■■■■■■ ■■■ ■■■■■■■■

RESEARCH SAMPLE REPORT

[redacted]

The disclosed production network gives buyers concrete qualification targets: Sarbec in Neuville-en-Ferrain, Jacomo Productions in Deauville, other French Vabel facilities, and Forte Sweden near Poznan, Poland. [redacted] Any proposed site substitution should trigger renewed confirmation of product suitability, packaging responsibilities, and documentation continuity; the network does not by itself establish interchangeable backup production.

Sources & Evidence

1. Fabricant & Fabrication de produits de beauté | Groupe Vabel
   · Groupe Vabel presents Sarbec's catalog and custom cosmetic development, facial and body care, hair care, cleansing products, and wipes. Sarbec states that it designs and manufactures a substantial part of the bottles used for its finished products.
   ([groupe-vabel.com](https://www.groupe-vabel.com/nos-savoir-faire/expertise-mass-market/fabricant-fabrication-de-produits-de-beaute/))
2. Produit cosmétique de luxe / haut de gamme Jacomo | Groupe Vabel
   · Vabel's luxury offering describes catalog and bespoke development, regulatory support, manufacturing, packaging, and logistics for cosmetic and fragrance customers. This supports a distinct luxury-brief route without endorsing promotional rank or speed claims.
   ([groupe-vabel.com](https://www.groupe-vabel.com/nos-savoir-faire/marques-de-client/luxe/))
3. Production parfum, lingettes, produit hygiène | Groupe Vabel
   · Vabel lists Sarbec in Neuville-en-Ferrain, Jacomo Productions in Deauville, additional French facilities, and Forte Sweden near Poznan, Poland. Its descriptions distinguish wipes, conventional cosmetics, selective perfumery, and secondary packaging; site interchangeability is not established.
   ([groupe-vabel.com](https://www.groupe-vabel.com/notre-groupe/nos-outils-de-production/))

24.167. Royal Sanders

European brand and retailer commissioners can evaluate Royal Sanders for personal-care supply across a disclosed manufacturing footprint in the Netherlands, Belgium, Germany, and the United Kingdom. [redacted] This supports consideration for coordinated European sourcing, but an ODM engagement should specify the supplier's development contribution and executing facility rather than infer them from the breadth of the group.

[redacted]

[redacted] Group coordination offers geographic options; independently qualified suppliers can provide a different form of supply separation. Neither a brand acquisition nor a multinational footprint establishes that an alternative facility is approved for the buyer's product.

Sources & Evidence

1. Royal Sanders - 3i Group - 3i Group plc
   · 3i's Royal Sanders portfolio description identifies manufacturing locations in the Netherlands, Belgium, Germany, and the United Kingdom; shampoo, bath and shower gels, body lotions, and hand wash; and private-label, contract-manufacturing, and own-brand activities. Offering-specific qualification is an inference, not a disclosed approval. ([3i.com](https://www.3i.com/private-equity/our-portfolio/royal-sanders/))
2. 3i Group plc announces results for the year to 31 March 2026 and share buyback programme
   · 3i's official results announcement records Royal Sanders' completed acquisition of Vendoleo in December 2025 and identifies Vendoleo's Treaclemoon and Oriniq bath and shower brand activities in Germany and Austria. The profile distinguishes this brand perimeter from unestablished custom-development capabilities. ([data.fca.org.uk](https://data.fca.org.uk/artefacts/NSM/RNS/c41d863e-43d2-423d-bd68-9309c7757035.html))

24.168. Bioprotec

[redacted] Its stated range covers facial and body skincare and hair care, with brand operators, salons, spas, and distributors among the intended customers. A published Utronorm eye-patch project provides a specific example of its claimed cosmetic-bearing substrate work; that account establishes the supplier-described project scope, not independent proof of effectiveness or customer acceptance.

[redacted] The bundled offering may simplify coordination, but it cannot settle those responsibilities by itself. For a patch or skincare brief, product-specific qualification and a clear legal execution perimeter are more useful selection gates than broad claims to manufacture any cosmetic product.

Sources & Evidence

1. Контрактное производство косметики под ключ в России | Bioprotec
   · Bioprotec advertises custom development and adaptation, its own laboratory and production in Saint Petersburg, skincare and hair-care supply, packaging and label support, and documentation assistance. It names brand, professional-beauty, and distributor customers as intended buyers and links to Nanosintez without defining that contractual relationship. ([bioprotec.tech](https://bioprotec.tech/services/proizvodstvo-kosmetiki))

2. Косметика Bioprotec Гидрогелевые патчи для глаз под брендом «Утронорм» | Bioprotec
   · Bioprotec describes development and manufacture of Utronorm eye patches. This supports the supplier-described cosmetic-bearing substrate project, not independent validation of effectiveness or customer acceptance. ([bioprotec.tech](https://bioprotec.tech/projects/patchi-dlya-glaz-utronorm))
3. Контакты Bioprotec - производство косметики и антисептиков под вашим брендом
   · Bioprotec's contact page identifies a Bioprotec limited-liability legal operator. Read together with the cosmetics page's Nanositez link, it does not establish the division of contracting, execution, and record-control responsibilities; that remains a verification question. ([bioprotec.tech](https://bioprotec.tech/contact))

24.169. Yu Kosmo

For commissioners seeking adapted or custom development coupled with branded cosmetic manufacture, Yu Kosmo describes owned production and printing facilities in Moscow and the Moscow region. Its development team includes employees and external specialists. ■■■ ■■■■■■■■■■■■■■■■■■ ■■■■■■■ ■■■■■■ ■■■■■■■■■■■■■■ ■■■■■■ ■■■ ■■■■■■■■■■ ■■ ■■■■■■■■ ■■■■■■ ■■■■ ■■■■■■■ ■■■■■■■■■ ■■■ ■■■■■■■■■■■■■■ ■■■■■■■■ ■■■■■ ■■■ ■■■■■■ ■■■■■■■■■■■■■ ■■■■■■■ ■■■■ ■■■■■■■■■■■■ ■■■ ■■■■■■■ ■ ■■■■■■■■■■■ ■■■■■■■■■■■■ ■■■■■■■■■ ■■■■■■■■■■ ■■■ ■■■■■■ ■■■ ■■ ■■■■■■■■■■■ ■■ ■■■■■■■■■■■ ■■■■■■■■■ ■■■■■■■■■■■ ■■■■■■■■■■

The important commercial distinction is between formula exclusivity and manufacturing portability. ■■ ■■■■■ ■■■■■■ ■■■■ ■■ ■■■■■■■■■ ■■■■■■ ■■■■■■■ ■■■■ ■■■ ■■ ■■■■■■■■ ■■ ■■■■■ ■■■■■■■■■■ ■■■■■ ■■■■■■■■■■ ■■■■■■■■■■ ■ ■■■■ ■■■■■■ ■■■■■■ ■■■■ ■■■■■■■■■■ ■■■■■■■■■■■■■ ■ ■■■■■ ■■■■■■■■ ■■ ■■■ ■■ ■■■■■■■■■■■ ■■■■■■■■■■■■ ■■■■■■ ■■■■■■■■■■ ■■■■■■■■■ ■■■■■■■■■■ ■■■■■■ ■■■■■■■ ■■■ ■■■■■■■■■■■ ■■■■■■■■■■ ■■■■■■ ■■■■■■■■■■■■■ ■■■■■■■■■■■ ■■■■■■ ■■■ ■■■■■■■■ ■■■■■■■■■■■■ ■■■ ■■■■■■■■ ■■■■■■■■■■■■■■■■■ ■■■■■■■■ ■■■■■■■■■■■■ ■■■■■■ ■■■ ■■■■■■■■ ■■■■■■ ■■■■■■■■ ■■■■■■■■ ■■■ ■■■■■■■■ ■■ ■■■■■■■■ ■■■■■■■■■■ ■■■ ■■■■■■■■■ ■■■■■ ■■ ■■■ ■■■■■■■■■■ ■■■ ■■■■■■■ ■■■■■■■■ ■■ ■■ ■■■■■■■■■■■ ■■■■■■■■■■ Buyers should also confirm that obligations covering external development specialists are consistent with the confidentiality and rights commitments they purchase.

Sources & Evidence

1. О компании - производство косметики в Москве | Ю космо
   · Yu Kosmo describes owned production, warehouses, and printing facilities in Moscow and the Moscow region, with development specialists employed internally and externally. This supports its stated coordination model, not exclusively internal development execution. ([you-cosmo.ru](https://www.you-cosmo.ru/o-kompanii/))
2. Разработка косметических рецептур | Ю космо
   · Yu Kosmo offers buyer-defined custom development and adaptation of existing bases, and identifies cream, shampoo, and body-cleansing manufacturing services. It states that identical custom formulas are not supplied to other customers and separately describes full rights buyout with technical documentation. Contractual portability remains an analytical verification requirement. ([you-cosmo.ru](https://www.you-cosmo.ru/uslugi/razrabotka-receptur/))

24.170. ALDEZ

[redacted] The contract-manufacturing service also addresses hospitality customers and buyers in Russia and CIS countries. These descriptions support category-specific consideration rather than treating its wider disinfectant business as proof of cosmetic suitability.

[redacted] ALDEZ also offers co-packing, which should remain contractually distinct from the development contribution in an ODM engagement. Cosmetic delivery alone should not imply hotel installation or replenishment services.

Sources & Evidence

1. Контрактное производство косметики в Москве под вашим брендом - АЛДЕЗ
   · ALDEZ offers catalog or custom development, owned manufacturing in the Moscow region, documentation assistance, buyer-supplied or supplier-selected packaging, co-packing, and hospitality cosmetics. It states that it works with customers in Russia and CIS countries. The profile distinguishes these services from uncontracted hotel support. ([aldez.ru](https://www.aldez.ru/kontraktnoe-proizvodstvo/kontraktnoe-proizvodstvo/kontraktnoe-proizvodstvo-kosmetiki/))
2. Производство профессиональной косметики для салонов | АЛДЕЗ
   · ALDEZ's professional portfolio includes hair care, cleansing products, body creams, and nail and cuticle care. It explicitly offers the same approved formula in salon and retail packaging, with different labeling and presentation. Separate finished-offer acceptance is a commercial implication. ([aldez.ru](https://www.aldez.ru/catalog/kosmetika-kontraktnogo-proizvodstva/professionalnaya-kosmetika-dlya-salonov/))

24.171. Tecnocosmética

Tecnocosmética is a Portugal-based option for brands seeking formula development combined with filled and packaged cosmetics. Its private-label, white-label, and contract-manufacturing services cover liquids, gels, creams, and oils in tubes, jars, and bottles. [redacted]

Its regulatory bundle includes product information file preparation, label review, and European cosmetic notification support. [redacted]

[illegible] Non-EU documentation and delivery obligations require confirmation for the actual destination rather than extrapolation from the European service bundle.

Sources & Evidence

1. Our Services | Selection of raw materials - Organic active ingredients
   · Tecnocosmética offers private-label, white-label, and contract-manufacturing services for liquids and semisolids in multiple packaging formats, together with PIF preparation, label review, and European cosmetic notification support. ([tecnocosmetica.pt](https://www.tecnocosmetica.pt/en/services))
2. Tecnocosmética | development of cosmetic products - learn about our history
   · Tecnocosmética identifies its Portuguese business, an internal research and development department, and reported ISO xx.xx certification. ([tecnocosmetica.pt](https://www.tecnocosmetica.pt/en/about-us))
3. Design your brand | Tecnocosmética - cosmetics production Greater Lisbon
   · Tecnocosmética describes coordinated concept development, packaging selection, customer approval, regulatory support, labeling, and dispatch. Comparing integrated and separately managed responsibilities is an analytical implication. ([tecnocosmetica.pt](https://www.tecnocosmetica.pt/en/create-your-brand))

24.172. Amoené

Amoené provides Czech cosmetic development and private-label production from Příbor, serving brands and salon businesses alongside its own branded business. Its cosmetic offering includes skin, body, hair, and nail care, with support for filling, labeling, and product documentation. [illegible] Prospective EU buyers should obtain written destination acceptance and handover terms before authorizing development; domestic manufacturing capability does not resolve that delivery question. Alternative collection arrangements require the supplier's agreement.

Sources & Evidence

1. Private label cosmetics manufacturer Czech Republic | Amoene
   · Amoené's English B2B page states that EU shipping is not offered and attributes the restriction to packaging-regulation uncertainty. This establishes a supplier-stated restriction, not a legal prohibition. ([amoeneshop.cz](https://www.amoeneshop.cz/en-private-label))
2. O firmě | Amoené
   · Amoené describes cosmetic development and production in Příbor, own-brand and private-label activities, skin, body, hair, and nail care, and project-specific filling, labeling, and documentation support. ([amoeneshop.cz](https://www.amoeneshop.cz/O-firme-a5_1.htm))

3. Kontakty | Amoené
   · Amoené identifies Amoené s.r.o. and distinguishes its Příbor manufacturing location from its registered office, corroborating the disclosed operating identity and location. ([amoeneshop.cz](https://www.amoeneshop.cz/Kontakty-a2_0.htm))

24.173. Dramers S.A.

Dramers S.A. combines cosmetic development with private-label production in Rabowice, Poland. ■■■■■■■■ ■■■■■■■■■ ■■■■■■■ ■■■■■■■■ ■■■■■■■■■■ ■■■■■■■■■■ ■■■■ ■■■■■■■ ■■■■■■■■■ ■■■■■■■■■ ■■■■ ■■■■■■■■■■ ■■■■ ■■■■■ ■■■ ■■■■■■■■■■■ ■■■■■■■■■ ■■■ ■■■■■■■■■ ■■■■■■■■■ ■■■■■■■■ ■■■■■■■■■ ■■■■■■ ■■■■■■■■ ■■■ ■■■■ ■■■■■■■■■■■ In-house laboratories and an engineering team complement manufacturing; the company also reports ISO xx.xx and IFS HCP quality systems.

■■■ ■■■■■■■■■■■■ ■■■■■■■■ ■■■■■■■■■■■ ■■ ■■■■■■■■■■■■■■■■■ ■■■■■■■■■ ■■■■■■■■ ■■■■■■■ ■■■■■■ ■■■■■■■■■ ■■■■■■■■■ ■■■■■■■ ■■■■■■■■■■■■■ ■■■■■ ■■■■■■■■■■■■■■ ■■■■■■■■■■ ■■■■■■■■■■ ■■■ ■■■■■■ ■■■■■■■■■■■■■ ■■■■■■■■■ ■■■■■■■■■■■ ■■■■■■■■■ ■■■■■■■■ ■■■ ■■■■■■■■ ■■■■■ ■■■■■■■■■ ■■■ ■■■■■■■■ ■■ ■■■ ■■■■■■ ■■■■■■■■■■ ■■■■■■■■■■■■ ■■■■■■■■ ■■■■■■■■ ■■■■■■■ ■■■ ■■■■■■ ■■■■■■■■■■ ■■■ ■■■■■■■■■ ■■ ■■■■■■■■ ■■ ■■■ ■■■■■■■■ ■■■ ■■■■■■■ ■■■■■■■■■■■■■■ Buyers should define claims approval, formula rights, destination documentation, and package-specific acceptance before commitment. Its household-product activities should remain separate from cosmetic qualification, and reported quality systems require confirmation of the applicable certificate and scope.

Sources & Evidence

1. Private label brands - Dramers
   · Dramers offers concept-to-launch private-label services, skincare and body/hair categories, and aerosol, tube, bottle, and pump packaging from its Rabowice location. ([dramers.com](https://dramers.com/en/private-label-brands))
2. FAQ - Dramers
   · Dramers lists relevant cosmetic categories, in-house laboratories, packaging graphics, buyer and e-commerce materials, and export documentation. Coordinated retailer-range suitability remains a conditional sourcing interpretation. ([dramers.com](https://dramers.com/en/faq))
3. Technology and quality - Dramers
   · Dramers identifies an engineering team and research laboratory and reports ISO xx.xx and IFS HCP systems. The page does not establish engagement-specific certification scope. ([dramers.com](https://dramers.com/en/about-us/technology-and-quality))

24.174. Unaro Nordic

Formed as a holding platform in 2025, Unaro Nordic combines the Paragon Nordic and Svenska Krämfabriken businesses in a product-development and contract-manufacturing offering. It provides established white-label offerings and custom concepts, with beauty categories including face and body care, hair care and styling, and personal fragrance. ■■■■■■■ ■■■ ■■■■■■■■■ ■■■■■■■■■■■■■ ■■■■■■■■■ ■■■■■■■ ■■■■■■■■ ■■■■■ ■■■■ ■■■ ■■■■■■■ ■■■■■■■■ ■■■■■■■■ ■■■■ ■■■■■■■■■■■ ■■■ ■■■■■■■■■ ■■■■■■■■■

For a buyer commissioning several packaging formats, the practical proposition is coordinated development, packaging sourcing, regulatory files, and delivery. However, Unaro describes its factories as specialized rather than interchangeable. ■■■■■■ ■■■■■■ ■■■■■■■ ■■■ ■■■■■■■■■ ■■■■ ■■■ ■■■ ■■■■■■■■ ■■■■■■■■ ■■■ ■■■■■■■ ■■■■■■■■ ■■■■■■■■■■ ■■■■■■ ■■■■■■■■ ■■■■■■■ ■■■■■ ■■■■■■■■ ■■ ■ ■■■■■■■ ■■■■■■■■■■■■ ■■■■■■■■■ ■■■ ■■■■■■■■ ■■■■■■■■■■■■ ■■■ ■■■■ ■■■ ■■■■■■ ■■■■■■ ■■■■■■■■■ ■■■■■■■

Contracting remains subsidiary-specific in the group's disclosed structure. Unaro states that agreements and regulatory and financial responsibilities remain with its operating subsidiaries until a legal merger is fully executed. ■■■■■■ ■■■■■■ ■■■■■■■■■ ■■■ ■■■■■■■ ■■■■■■■ ■■■■■■■■■ ■■■■■ ■■■■■■ ■■■■■■■■ ■■■ ■■■■■■■■■■ ■■■■■■■■■■ ■■■■■■ ■■■■ ■■■■■■■ ■■■■ ■■■ ■■■■■■■ ■■■■■■■ ■■ ■■■■■■■ ■■■■■■■■■■ ■■■■ ■■■■■■■ ■■■■■ ■■■■■■■■■■■

Sources & Evidence

1. Press & media | Resources & contact | Unaro Nordic
   · Unaro Nordic identifies its 2025 holding-platform formation around Paragon Nordic and Svenska Krämfabriken and its Swedish and Norwegian operating locations. ([unaronordic.com](https://unaronordic.com/press-and-media/))
2. Product Development Services | Unaro Nordic
   · Unaro offers established white-label and bespoke development paths, packaging assistance, and multidisciplinary project support; its published beauty portfolio includes face, body, hair, styling, and fragrance categories. ([unaronordic.com](https://unaronordic.com/our-services/product-development/))
3. Contract manufacturing | Unaro Nordic
   · Unaro describes specialized Swedish and Norwegian factories, aerosol and other container filling, packaging procurement, warehousing, logistics, and existing-product transfers. Site interchangeability is not established by this network description. ([unaronordic.com](https://unaronordic.com/our-services/contract-manufacturing/))
4. Regulatory support | Unaro Nordic
   · Unaro offers cosmetic product information files, safety and claims documentation, artwork review, registrations, and export-document support. Record custody remains a contractual verification issue. ([unaronordic.com](https://unaronordic.com/our-services/regulatory-support/))
5. Management | Leadership team & organization | Unaro Nordic
   · Unaro states that the holding company owns operating subsidiaries and that agreements and regulatory and financial responsibilities remain in those subsidiaries until a legal merger is fully executed. ([unaronordic.com](https://unaronordic.com/about-us/management/))

24.175. Nopa Nordic A/S

Nopa Nordic A/S is a Denmark-based private-label developer and manufacturer with its own laboratory and development department. ■■■ ■■■■■■■■ ■■■■■■■■■ ■■■■■■■■ ■■■■■■■■■ ■■■■■■■■■■■■ ■■■■■■■ ■■■■■■■■ ■■■■■■ ■■■■■■■■■■■ ■■■■■■■■■■■ ■■■ ■■■■ ■■■■■■■■ ■■■■■■■■■ ■■ ■■■■■■ ■■■■■■■■■■■■ ■■■■■■■■■ ■■■■■■■■■■■■■ ■■■ ■■■■■■■■ ■■■■■■■■ ■■■■ ■■■■■■■■ ■■■■■■■ ■■■ ■■■■■■■■■■■■ ■■■■■■■■■■ Its wider cleaning and disinfectant activities do not substitute for qualification of a cosmetic engagement.

A relevant sourcing proposition is a coordinated personal-care range tailored to buyer requirements, including sensitive-product positioning and requested environmental or allergy labels. Nopa reports supplying Nordic and other European retail and professional channels and identifies commercial entities in Germany and Sweden. ■■■■■ ■■■■■■■■■■ ■■■■■■■ ■■■ ■■

■■■■■■■■■■■ ■■ ■■■■■■■■■■ ■■■■■■■■ ■■■■■■■■■ ■■ ■■■■■■■■■■ ■■■■■■■■ ■■■■■■■ ■■■ ■ ■■■ ■■■■■■ ■■■■■■■■■■■■■ ■■■■■■■ ■■■■■■■■ ■■■ ■■■■■■■■■ ■■■■■■■■■ ■■■■■■■■■■■■■ ■■■■■■ ■■■■■■■■■■■ ■■■■■■■■■■ ■■■■■■■■■ ■■■■■■■■ ■■■ ■■■■■■■■ ■■■■■■■■■ ■■■■■■■ ■■■■■■■■■■■ ■ ■■■■■■■■■■■■ ■■■■■■■■■■■■ ■■■ ■■■■■■■■ ■■■■■ ■■■■■■■■■■■■■ ■■■ ■■■■■■■ ■■■ ■■■■■■ ■■■■■■■■■■■■ ■■■■■ ■■■■ ■■■■■■■■■■ ■■■■■■■■ ■■ ■■■■■■■■

Sources & Evidence

1. Private Label Personal Care | Tailor-Made - Nopa Nordic
   · Nopa Nordic lists cosmetic personal-care categories and concept-to-launch support covering formulations, packaging, and certifications, including sensitive-product and environmental or allergy-label options. It also lists separate sanitizing activities. ([nopanordic.com](https://nopanordic.com/personal-care/))
2. About Nopa Nordic | Responsible Private Label & Brand Manufacturer
   · Nopa reports Danish development and production with its own laboratory, Nordic and European retail and professional customers, and entities in Germany and Sweden. These disclosures do not establish factories or guaranteed channel access in those locations. ([nopanordic.com](https://nopanordic.com/about-nopa-nordic/))

24.176. Cosmetic Lab

Cosmetic Lab's Riga-based offer combines custom development with catalog white-label supply, packaging sourcing, artwork review, EU product files, and export documentation. ■■■ ■■■■■■■■■■ ■■■■■■■■■ ■■■■■■ ■■■■■ ■■■■■ ■■■■■ ■■■ ■■■■ ■■■■■ ■■■■■■■■■ ■■■■■■ ■■■■■■■■■ ■■■■■■■■■■■■■ ■■■■■■■■■ ■■■■■ ■■■ ■■■■■■■■■ ■■■■■ It is a candidate for brands comparing bespoke differentiation with an existing product platform, provided exclusivity and transfer rights are contracted rather than inferred from the development label.

■■■ ■■■■■■■ ■■■■■■■■■■ ■■■■■■■■ ■■■■■■■■■■ ■■■■■ ■■■■■■■■■ ■■■■ ■■■ ■■■■■■■■■■■ ■■■■■■■■■■■ Makeup commissioners should therefore not extend its personal-care portfolio into lipstick, foundation, or powder sourcing.

Certified natural or organic sourcing requires additional verification. Although Cosmetic Lab describes active credentials, its displayed COSMOS Organic certificate covers December xx.xx 2024 through January xx.xx 2026. ■■■ ■■■■■■■■■ ■■■ ■■■■ ■■■■■■■■■■■ ■■■■■ ■■■ ■■■■■■ ■■■ ■■ ■■■■■■■■ ■■■ ■■■■■■■■ ■ ■■■■■■■■ ■■■ ■■■■ ■■■■■■■■ ■■■■■ ■■■■■■■■ ■■■ ■■■■■■■■■■■■ ■■ ■■■ ■■■■■■■■ ■■■ ■■■■■■■■■■■ ■■■ ■■■■■■■■■■■■■ ■■■■■■ ■■■■■■■■■■ ■■■■■■ ■■■■■■ ■■■■■■ ■■■■■■■ ■■■■■■ ■■■■■■■■■■■■■■■ ■■■■■■■■■■ ■■■■■■■■ ■■■■■■■■■■■■■■ ■■■ ■■■■■■■■■■■■ ■■ ■■■ ■■■■■■■■■ ■■■■■■■■■ ■■■■■■ ■■■■■■ ■■■■■■■■■ ■ ■■■■■■■■■ ■■■■■■ ■■■■■ ■■■■■■■■■ ■■ ■■■ ■■■■■■■■■ ■■■■ ■■■■■■■■■■■■■ ■■■ ■■■■■ ■■■ ■■■■ ■■ ■■■ ■■■■■■■■ ■■■■■■■ ■■■■■■■■■

Sources & Evidence

1. Private Label Cosmetics Manufacturer | Cosmetic Lab EU
   · Cosmetic Lab advertises Riga-based custom and catalog development, personal-care and solid formats, packaging sourcing, artwork review, EU product files, and export documentation. Advertised custom exclusivity requires contractual confirmation. ([cosmeticlab.eu](https://cosmeticlab.eu/private-label-cosmetics-manufacturer/))
2. Organic Cosmetics Private Label | COSMOS & NATRUE | Cosmetic Lab
   · Cosmetic Lab explicitly excludes decorative cosmetics, including lipstick, foundation, and powder products, from its production capability. This limits the applicability of its broader personal-care offering. ([cosmeticlab.eu](https://cosmeticlab.eu/organic-cosmetics/))

3. GMP & COSMOS Certified Cosmetics Manufacturer | Cosmetic Lab
   · Cosmetic Lab asserts active certifications and states that COSMOS logo use requires product-specific licensing. These assertions do not reconcile the displayed certificate dates or differing certified-entity name. ([cosmeticlab.eu](https://cosmeticlab.eu/certifications/))
4. COSMOS Organic Certificate - Cosmetic Lab
   · The displayed IONC COSMOS Organic certificate names Cosmetic Lab in Riga and states validity from December xx.xx 2024 through January xx.xx 2026. It does not establish renewal beyond that period. ([cosmeticlab.eu](https://cosmeticlab.eu/wp-content/themes/cosmeticlab-child/assets/images/cosmos-organic-certificate-xmC7y8jR.jpg))
5. ISO 9001:2015 Management System Certificate - SIA Natrue Lab
   · The displayed ISO xx.xx:2015 certificate names SIA Natrue Lab in Kuldīga, covers cosmetics and perfume production and cosmetics packaging, and states a November xx.xx 2026 validity date. Its relationship to Cosmetic Lab is not established by the document. ([cosmeticlab.eu](https://cosmeticlab.eu/wp-content/themes/cosmeticlab-child/assets/images/iso-xx.xx-certificate-Be9bmcNQ.jpg))

24.177. Aesti

Aesti, operating as Aesti Skincare OÜ in Estonia, combines a peat-centered beauty-product identity with private-label and white-label development. ■■■ ■■■ ■■■■■ ■■■■■ ■■■■■■■ ■■■■■ ■■■ ■■■■ ■■■■■ ■■■■■ ■■■■■■■■■■■■ ■■■■ ■■■ ■■■■■■■ ■■■■■■■ ■■■■■■■■■ ■■■■■■■■■■ ■■■■■■■■■ ■■■ ■■■■■■■■■■■■■■ This is a candidate for brands seeking distinctive bog-derived positioning; it does not establish that every commissioned product must contain peat or that an ingredient story proves efficacy.

Aesti additionally offers B2B and B2C order fulfillment and warehousing in Harju County. Brands considering a combined development-and-fulfillment relationship should agree destination coverage, inventory responsibilities, service standards, and returns handling. ■■■ ■■■■■■■■ ■■■■■■■■■■■■■ ■■■■■■■ ■■■■■ ■■ ■■■ ■■■■■■■■■ ■■■■■ ■■■■■■■■ ■■ ■■■■■ ■■■■■■■■■■■ ■■■■■■■■■■■■■ ■■■ ■■■■■■ ■■■■■■■■ ■■ ■■■■■■■■■■■ ■■■■■■■■■ ■■■■■■■■ ■■ ■■■■■■■■■■ ■■■■■ ■■■ ■■■■■■■■ ■■■■■■■■■ ■■ ■■■■■■■■ ■■■■■ ■■ ■■■ ■■■■■■■■■■■■■

Sources & Evidence

1. Private & White label - Aesti
   · Aesti offers commissioned development, packaging, labeling, manufacturing, B2B and B2C fulfillment, and Harju County warehousing. Its reported international product sales do not establish fulfillment coverage in every destination. ([aesti.ee](https://aesti.ee/en/private-label/))
2. Our story - Aesti
   · Aesti describes its beauty-product identity as centered on bog-derived ingredients and peat. This supports a positioning specialization, not independently demonstrated therapeutic or environmental outcomes. ([aesti.ee](https://aesti.ee/en/our-story/))
3. Contact - Aesti
   · Aesti identifies Aesti Skincare OÜ in Estonia and displays facial, body, and hair-care product categories. ([aesti.ee](https://aesti.ee/en/contact/))

24.178. CITA LIETA Ltd.

CITA LIETA Ltd. is a Riga-based contract manufacturer and exporter focused on natural-positioned bath and body cosmetics, including handmade bath products and solid cosmetics. ■■ ■■■■■■ ■■■■■■■■■■■■■■■■■ ■■■■■■■■■ ■■■■■■■ ■■■■■■■■■■■■ ■■■■■■■■■■

■■■■■■■■■■ ■■■■■■■ ■■■■■■■ ■■■ ■■■■■■■■■■■■■■ ■■■■ ■■■■■■■■■■■ ■■■■■■■■■ ■■■■ ■■■■■■■■■■■■ Its stated export markets include Europe, North America, Gulf states, and Asia; destination presence should not be mistaken for a local support organization.

A defensible commercial use is a coordinated bath-and-body assortment for retailer, distributor, or beauty-brand operators seeking solid formats alongside conventional packaged products. Commissioners should confirm the requested product and package, certification status, exclusivity, and destination documentation before selecting the integrated route. ■■■■■■■■ ■■ ■■■■■■■■ ■■■■■■■■ ■■■■■ ■■■■ ■■■ ■■■■■■■■■ ■■■■■■■■■■■■■ ■■ ■■■ ■■■■■■■■■ ■■■■■■■■■■■■ ■■■■■■■■■ ■■■■■■■■■■■■ ■■■■■■■■ ■■■■■■■■■■ ■■■ ■■■■■■■ ■■■■ ■■■ ■■■■■■■■■ ■■■ ■■■■■■■ ■■■■■■■■■ ■■■■■ ■■■■■■■■■■■ ■■■■■■ ■■■ ■■■■■■■■■■■■ ■■■■■■■■■ ■■■■■■■ ■■■ ■■■■■■■ ■■■■■■■ ■■■■■■■■ ■■■■■■■■ ■■■■■■■■■■■ ■■■■■■■■■■■■

Sources & Evidence

1. Private label company skincare cosmetics | Cita Lieta
   · CITA LIETA identifies Riga-based contract manufacturing and exports, handmade bath/body and solid products, customer-specific development, packaging, and branded labels. Its natural and organic wording does not itself establish product certification. ([citalieta.com](https://citalieta.com/about))
2. Private Label Cosmetics for Your Beauty Brand | Cita Lieta
   · CITA LIETA describes its own formula-development, packaging-selection, manufacturing, quality-control, white-label, and launch-support services. Benefits from consolidating those responsibilities are conditional commercial interpretations. ([citalieta.com](https://citalieta.com/news/blog/xx.xx-private-label-cosmetic-manufacturing-how-to-launch-your-own-beauty-brand-with-cita-lieta))

24.179. GMT SIA

■■■ ■■■ ■■■■■■■ ■■■■■■■ ■■■■■■■■■■■■ ■■■ ■■■■■■■■ ■■ ■■■■■■■■ ■■■■■■■■ ■■■ ■■■■■■■■ ■■■■■■ ■■■ ■■■■ ■■■■■ Its private-label service includes cosmetic manufacturing and documentation support, while packaging decoration, labels, and boxes draw on partners. Buyers can compare these development routes when deciding how much product differentiation to commission, but should establish formula rights and the precise packaged deliverable rather than infer exclusivity or complete internal execution.

The contracting boundary needs particular attention: private-label materials name GMT SIA, whereas the website's sales legal information identifies GMT Beauty Trade LLC. ■■■■■ ■■■■■■■■■■■■ ■■ ■■■ ■■■■■■■■■■ ■■■ ■■■■■■■■■■■■■ ■■■■■■■■ ■■■ ■■■■■■■■■■■■■ ■■■ ■■■■■■■■ ■■■■■■■■■ ■■■■■■■ ■■■■■■■■ ■■■■■ ■■■■■■■■■■■■■ ■■■■■■■ ■■■■■■■■ ■■■ ■■■■■■■■■■ ■■■■■■■■■■■■■ ■■■■■■■■■■■■ ■■■■■■■■■■■■■ ■■■■■■■■■■■■■ ■■■■■■■■■■ ■■■ ■■■■■■■■■■ ■■ ■■■■■■■■■■ ■■■■■■■■■■■■ Coordinated sourcing may simplify packaging interfaces, but partner involvement and entity attribution still require explicit contractual treatment.

Sources & Evidence

1. Private Label | White Label - GMT beauty - GMT BEAUTY
   · GMT SIA offers custom development and existing formulas for facial, body, and hair care, documentation support, and partner-supported packaging decoration. ([gmtbeauty.lv](https://gmtbeauty.lv/en/pages/private-label))

2. CONTACTS - GMT BEAUTY
   - The website's sales legal information identifies GMT Beauty Trade LLC; this does not establish its relationship to the GMT SIA identity used for private-label manufacturing. ([gmtbeauty.lv](https://gmtbeauty.lv/en/pages/about-us-contacts))

24.180. JSC SPODRĪBA

JSC SPODRĪBA provides private-label product development and manufacturing across cosmetics and household cleaning products. ■■■ ■■■■■■■■■ ■■■■■■■■■ ■■■■■■■■ ■■■■■■ ■■■■■■■■■■■■■ ■■■■■■ ■ ■■■■■■■■■ ■■■■■■■■ ■■■■■ ■■■ ■■■■■■■■ ■■■■■■■■■■■ ■■■ ■■■■■■ ■■■■■■■■■ ■■■■■■■■■ ■■ ■■■ ■■■■■■■■ ■■ ■■■■■■■■■■ ■■■■■■■ ■■■■■ ■■■■■■■ ■■■■■■■■■■ Retailer and distributor brand operators should request a cosmetics-specific proposal rather than treat the mixed-business offering as a uniform ODM service.

SPODRĪBA states that cosmetic production follows GMP principles and describes collaboration with accredited laboratories for product evaluation and private-brand customers across the manufacturing cycle. These resources can support coordinated development, provided the proposed engagement identifies applicable assessments, packaging responsibilities, and supporting records. ■■■■■■■■■■■■■ ■■■■■■■■■■■ ■■■■■■■ ■■ ■■■■■■■■ ■■■ ■■■ ■■■■■■■■■■■■■ ■■■■■■■■ ■■■■■■■ ■■■■ ■■■■■■■■ ■■■■ ■■■ ■■■■■ ■■■■■■■■■■ ■ ■■■■■ ■■■■■■■■■■■■ ■■■ ■■■■■■■■■■■ ■■■■■■■■■■■■■ ■■■ ■■■■■■■■■■■■■■■■■ ■■■■■■■■ ■■■■■■■■■■ ■■■ ■■■■■■■■■ ■■■■■■■■■■■ ■■■■■■■ ■■■■■■■■■■■■■

Sources & Evidence

1. Private label
   - JSC SPODRĪBA offers private-label development and manufacturing for cosmetics and household cleaning products. ([seal.lv](https://www.seal.lv/en/private-label/xx.xx/xx.xx/i))
2. About Us
   - SPODRĪBA describes body-care operations, cosmetic GMP principles, accredited-laboratory collaboration, and manufacturing-cycle collaboration with private-brand owners. ([seal.lv](https://www.seal.lv/en/about-us/xx.xx/xx.xx/i))

24.181. MillMax

■■■■■■■ ■■■■■■ ■■■■■■■■■■■ ■■■ ■■■■■■■■■■ ■■ ■■■■■ ■■■■■ ■■■ ■■■■■■■■■ ■■■■■■■■■ ■■■■ ■■■■■■■ ■■■■■■■■■ ■■■■■■■ ■■■■■ ■■■■■ ■■■ ■■■■■■■■■ ■■■■ ■■■■■■■ ■■■■■ ■■■■■ ■■■ ■■■■■■ ■■■■■■■■■ ■■■■■■■■ Customers can commission selected activities or the complete cosmetic manufacturing scope. This provides a modular alternative to purchasing an undifferentiated turnkey package: brands retaining packaging or other functions can define narrower deliverables, while buyers lacking coordination resources can evaluate broader service integration.

The company describes its own production facility and laboratory, but also identifies supplements as its principal working area. Cosmetic qualification should therefore be established separately from adjacent nutritional-product capabilities. ■■■■■■■■■■■■■ ■■■■■■■ ■■■■■■■ ■■■■■■■■■ ■■■■■■ ■■■■■■■■■■■■■ ■■■■■■■■■ ■■■■■■■■■■■■■ ■■■■■■■■■ ■■■■■■■■■■■■ ■■■ ■■■■■■■■■■■ ■■■■■■■ ■■■■■■ ■■■■■■ ■■■ ■■■■■■■■■■■ ■■■■■■■ ■■■ ■■■ ■■■ ■■■■■■■■■ ■■■■ ■■■■■■■■ ■■■■■■■■■ ■■ ■■ ■■■■■■■■■ ■■■■■ ■■■■■■■■■■■■■ ■■

[redacted]

Sources & Evidence

1. Contract Cosmetics Manufacturer | Product development experts | Millmax
   · MillMax offers cosmetic development and manufacturing from Latvia, multiple care-product formats and packaging options, and selected-process or complete-scope contracting. ([millmax.eu](https://millmax.eu/cosmetics/))
2. Contract manufacturer for the B2B - Millmax
   · MillMax describes its own production facility and laboratory, while identifying supplement manufacture as its principal working area alongside cosmetics and sports nutrition. ([millmax.eu](https://millmax.eu/about-us))

24.182. Laya Cosmetics

[redacted] Its services extend to filling, packaging design, labeling, and assistance after delivery. For a brand commissioning a packaged hair-care assortment, this is a potentially coordinated route across product and presentation, rather than merely a standalone development service.

Buyers should distinguish the adopted formula, any commissioned changes, and the supplied packaging state. [redacted] Catalog adoption can reduce the work commissioned from scratch; custom development can accommodate a more specific brief but requires clearer acceptance and ownership terms.

Sources & Evidence

1. Laya Cosmetics | Haircare | Ķengaraga iela 10a, Latgale Suburb, Riga, Latvia
   · Laya offers ready-made hair-care products and customer-specific cosmetic development for private brands. ([layacosmetics.com](https://www.layacosmetics.com/))
2. ABOUT US | Laya Cosmetics
   · Laya identifies Riga as its location, describes face-, body-, and hair-care products, and presents natural, vegan, and cruelty-free positioning. ([layacosmetics.com](https://www.layacosmetics.com/about-us))
3. FILLING & PACKAGING | Laya Cosmetics
   · Laya offers filling and packaging, packaging design and labeling, and assistance after product receipt. ([layacosmetics.com](https://www.layacosmetics.com/filling-packaging))

24.183. Cosdivine

[redacted] Its emphasis on upcycled cosmetics provides a specific screening proposition for skin-care brands seeking ingredient-origin differentiation. Listed services include cosmetic safety assessment and consultation alongside development and manufacturing, although these declarations do not independently establish product performance or environmental superiority.

[redacted] Coordinating development and assessment through one provider may simplify communication; the trade-off is greater dependence on that provider's documentation and execution arrangements. A conventional formulation route remains preferable when the origin-based proposition cannot be substantiated.

Sources & Evidence

1. Private label | cosdivine
   - Cosdivine identifies Latvia as its location and offers custom development, existing-formula adaptation, and private-label manufacturing. ([cosdivine.com](https://www.cosdivine.com/private-label))
2. About | cosdivine
   - Cosdivine presents upcycled cosmetic development as a positioning emphasis; its environmental-benefit statements are company claims rather than independently established outcomes. ([cosdivine.com](https://www.cosdivine.com/about))
3. Our services | cosdivine
   - Cosdivine lists cosmetic development, safety assessment, manufacturing, and consultation among its services. ([cosdivine.com](https://www.cosdivine.com/services-xx.xx))

24.184. Regi Laboratories

Regi Laboratories describes a B2B color-cosmetics and skin-care business with an Italian headquarters and production sites in the United States and India. This provides a basis for evaluating regional execution options, not assuming that the same product or format is qualified at every location. [redacted]

The combination with Omnicos materially affects counterparty and supplier-independence decisions. [redacted] These disclosures support treating the names as connected for diligence, but do not conclusively establish the implemented legal successor, exact asset perimeter, or site-level consolidation.

Existing customers should obtain successor documentation and confirmation of contract obligations, product-record custody, and any execution-site changes before altering agreements. Prospective buyers should not regard Regi and legacy Omnicos relationships as independent continuity options without verifying control and execution dependencies. [redacted]

Sources & Evidence

1. Regi Laboratories | LinkedIn
   · Regi's company-controlled profile describes B2B color-cosmetics and skin-care activities, an Italian headquarters, and production sites in the United States and India. ([linkedin.com](https://www.linkedin.com/company/regi-laboratories))
2. REGI Laboratories feat. Omnicos Group srl: A New Chapter in the Beauty Industry
   · Regi announced a merger with Omnicos and described anticipated combined capabilities; the announcement does not establish realized synergies or site interchangeability. ([linkedin.com](https://www.linkedin.com/posts/regi-laboratories_regi-laboratories-featomnicos-group-srl-activity-xx.xx-VKUd))
3. Ufficiale la fusione tra Regi s.r.l. e Omnicos Group s.r.l. | inPRIMAPAGINA
   · A reproduced, company-issued supplier notice specifies January xx.xx 2026 as the intended effective date for transferring Omnicos' business and commercial relationships into Regi s.r.l.; it is not registry confirmation of implementation. ([inprimapagina.com](https://www.inprimapagina.com/cronaca/ufficiale-la-fusione-tra-regi-srl-e-omnicos-group-srl))
4. Omnicos Group srl | LinkedIn
   · Omnicos' company-controlled communications direct readers to Regi Laboratories and include joint Regi-Omnicos branding. ([linkedin.com](https://www.linkedin.com/company/omnicos-group))

24.185. RNB Cosméticos

[redacted] This supports consideration for coordinated fragrance-and-package development. The brief's openness to alternative cosmetic formats represents a design proposition, however, not confirmation that every proposed format is commercially manufactured.

September 2026 reporting described RNB's acquisition of majority control of makeup brand 3INA. This introduces a brand-owned activity alongside its third-party supplier role; it does not automatically establish new in-house makeup manufacturing. [redacted]

Sources & Evidence

1. RNB | LinkedIn
   · RNB describes tailored beauty solutions and identifies its headquarters in La Pobla de Vallbona, Valencia. ([linkedin.com](https://www.linkedin.com/company/rnb-cosmeticos))
2. RETO RNB (III) - Cluster Innovación Envase y Embalaje
   · RNB's company-submitted perfume-design brief describes niche-perfumery and retail customers and explores packaging, user experience, and alternative cosmetic formats as design propositions. ([clusterenvase.com](https://clusterenvase.com/reto-rnb3/?utm_source=openai))

3. RNB, fabricante de cosmética de Mercadona, compra la mayoría de 3INA | Modaes
   · Transaction reporting published September xx.xx 2026 describes RNB's acquisition of majority control of makeup brand 3INA; it does not establish newly available ODM manufacturing capabilities. ([modaes.com](https://www.modaes.com/cosmetica/rnb-fabricante-de-cosmetica-de-mercadona-compra-la-mayoria-de-3ina))

24.186. Lessonia

[redacted] It describes support from the brief through product delivery and separately supplies cosmetic ingredients. Buyers should distinguish a commissioned finished-product program from standalone ingredient procurement: access to the latter does not establish the development, packaging, and documentation scope of the former.

Brands combining mask-based and powder skin-care offerings can evaluate Lessonia for coordinated development across these distinct formats. Company product materials present dedicated mask, powder, and moisturizing ranges, but category breadth should not substitute for format-specific acceptance. [redacted]

Sources & Evidence

1. LESSONIA | LinkedIn
   · Lessonia describes French-based custom cosmetic manufacture, powder and mask offerings, brief-to-delivery support, and a separate ingredient-supply business. ([linkedin.com](https://www.linkedin.com/company/lessonia))
2. #chinabeautyexpo #shanghai #innovation #beauty #tradeshow #skincare #oem #odm | LESSONIA
   · Company-issued product materials present sheet-mask, peel-off, powder skin-care, moisturizing, and marine-care ranges. ([fr.linkedin.com](https://fr.linkedin.com/posts/lessonia_chinabeautyexpo-shanghai-innovation-activity-xx.xx-ArMP))

24.187. Rossayana Organika

Rossayana Organika offers a Russian development-and-manufacturing route for buyers commissioning care products under their own brands, distinct from distributing its proprietary natural-cosmetics line. The company identifies its office in St. Petersburg and its own manufacturing and laboratory in Veliky Novgorod. [redacted]

[redacted] Catalog adoption may simplify commissioning, whereas custom development accommodates a more distinctive brief. Natural positioning and the Organika name should not substitute for product-specific confirmation when certified-natural or organic status is required; existing retail distribution of the company's own brand likewise does not guarantee distribution for a customer's brand.

Sources & Evidence

1. Россаяна органика - российский производитель натуральной косметики
   · Rossayana Organika identifies its St. Petersburg office, its own manufacturing and laboratory in Veliky Novgorod, contract care-product activity, and an owned hair-care portfolio containing solid and liquid shampoos, masks, and conditioners. These are company-described capabilities, not independently established performance outcomes. ([rossa-org.ru](https://rossa-org.ru/o-kompanii/o-nas))
2. Партнерам - Россаяна органика
   · Rossayana's partnership offer separates distribution of its own brand from contract manufacturing and describes established or specially developed formulas, customer-requested packaging development, certification and declaration assistance, transport packaging, and warehousing. Engagement-specific qualification is an analytical implication. ([rossa-org.ru](https://rossa-org.ru/o-kompanii/partneram))

24.188. Bell

Bell offers Poland-based private-label makeup development for face, eye, brow, and lip products. [redacted] Selected packaging is manufactured internally; other components come from external suppliers.

Brand and retailer buyers can evaluate Bell for coordinated makeup launches, after approving the shade-and-pack specification and identifying externally sourced components. [redacted]

Sources & Evidence

1. Private Label - Bell
   · Bell describes Polish makeup contract manufacturing, multiple development models, in-house packaging and decoration, and external packaging sourcing. ([bell.com.pl](https://bell.com.pl/en/privatelabel/))

24.189. Lavena

Lavena provides a Bulgarian cosmetics manufacturing and product-development base in Shumen. Its disclosed portfolio includes skin, hair, oral, and foot care, while its corporate description identifies creams, shampoos, soaps, gels, and wet wipes. [redacted]

The unresolved procurement question is the precise third-party development offer. ▪▪▪▪▪▪▪▪ ▪▪▪▪▪▪▪▪▪▪ ▪▪▪▪ ▪▪▪▪▪▪▪▪ ▪▪▪▪▪▪ ▪▪▪▪▪▪▪▪▪▪ ▪▪▪▪▪▪▪▪▪▪▪ ▪▪ ▪▪▪ ▪▪▪ ▪▪▪▪▪▪▪▪ ▪▪▪▪▪▪▪▪▪▪ ▪▪▪ ▪▪▪ ▪▪▪▪▪▪▪▪▪▪ ▪▪▪▪▪▪▪▪ ▪▪▪▪▪▪▪▪▪ ▪▪▪▪▪▪▪▪▪▪▪ ▪▪▪▪▪▪ ▪▪▪ ▪▪▪▪▪▪▪▪▪▪▪▪▪ ▪▪▪▪▪▪▪▪▪▪▪▪ ▪▪▪▪▪▪ ▪▪▪▪▪▪ ▪▪▪▪▪▪ ▪ ▪▪▪▪▪▪▪ ▪▪▪▪▪ ▪▪▪▪▪▪▪▪▪▪ ▪▪▪▪▪▪▪ ▪▪▪▪▪▪▪▪▪ ▪▪▪▪▪▪▪▪▪▪▪ ▪▪ ▪▪▪▪▪▪ ▪▪▪▪▪▪▪▪▪▪▪ ▪▪▪ ▪▪▪▪▪▪▪▪▪ ▪▪▪▪▪ ▪▪▪▪▪▪▪▪▪ ▪▪▪▪▪▪▪▪▪▪ ▪▪▪▪▪▪▪ ▪▪▪ ▪▪▪▪▪▪▪▪▪▪▪▪▪ ▪▪▪▪▪▪ ▪▪▪▪▪▪ ▪▪▪▪▪▪▪▪▪ ▪▪▪▪▪ ▪▪▪▪▪▪▪ ▪▪ ▪▪ ▪▪▪▪▪▪▪▪▪ ▪▪▪▪▪▪▪▪ ▪▪▪ ▪▪▪▪▪▪▪▪ ▪ ▪▪▪▪▪▪▪▪▪▪▪▪▪ ▪▪▪▪▪▪▪▪▪ ▪▪▪▪▪▪▪▪ ▪▪▪▪▪▪▪▪▪ ▪▪▪▪▪▪▪▪▪▪ ▪▪▪ ▪▪▪▪ ▪▪▪ ▪▪▪▪▪▪▪ ▪▪▪▪▪▪▪▪▪▪▪▪ ▪▪▪▪▪▪▪▪▪▪▪ ▪▪▪▪▪▪▪▪▪▪▪▪▪▪▪▪▪ Distributing an existing Lavena brand is a different commercial route from commissioning a buyer-owned brand and should be compared accordingly.

Sources & Evidence

1. About - Lavena
   - Lavena describes creams, shampoos, soaps, gels, wet wipes, internal R&D, proprietary brands, international partnerships, and cosmetics GMP compliance. These descriptions establish a relevant asset base but do not specify a commissioned third-party development agreement. ([lavena.bg](https://lavena.bg/en/about))
2. Lavena AD - Interim Activity Report for the First Half of 2025
   - Lavena's first-half 2025 activity report identifies the Bulgarian public company in Shumen and describes development of its own cosmetic products across face, skin, hair, oral, foot, and related care. This does not independently establish the terms of a third-party ODM offer. ([lavena.bg](https://lavena.bg/media/pages/investors/individualen-finansov-otchet-kam-xx.xx-xx.xx-2025-g/59e8c7fac3-xx.xx/doklad-lavena-ad_-xx.xx-xx.xx.pdf))

24.190. Eurobio Lab

▪▪▪▪▪▪▪ ▪▪▪ ▪▪▪▪▪▪ ▪▪▪▪▪▪▪ ▪▪▪▪▪▪▪▪▪ ▪▪▪ ▪▪▪▪▪▪▪▪▪▪ ▪▪▪▪▪ ▪▪▪▪▪▪▪▪▪ ▪▪ ▪▪▪▪▪▪▪▪▪▪ ▪▪▪▪▪▪▪▪▪▪▪▪ ▪▪▪▪▪▪▪▪▪▪▪ ▪▪▪ ▪▪▪▪▪▪ ▪▪▪▪▪▪ ▪▪▪ ▪▪▪▪▪▪▪▪▪▪ ▪▪▪▪▪▪▪▪▪▪▪▪▪ ▪▪▪▪▪▪▪▪▪▪ ▪▪▪▪▪▪▪ ▪▪▪▪▪ ▪▪▪▪▪ ▪▪▪▪▪ ▪▪▪ ▪▪▪▪ ▪▪▪▪▪ The company describes internal formula development, packaging manufacture, filling, quality control, design, and logistics, with production in Tallinn. This combination is commercially relevant when a buyer wants the cosmetic and its presentation coordinated through one provider rather than separately managing development, packaging, and finishing suppliers.

Integration remains specification-dependent. Buyers should confirm whether the chosen container and decoration are covered by the internal offer, what market-ready delivery includes, and which records remain accessible. ▪ ▪▪▪▪▪▪▪▪▪▪▪▪▪▪ ▪▪▪▪▪▪▪▪▪▪▪ ▪▪▪ ▪▪▪▪▪▪▪▪ ▪▪▪▪▪▪▪▪▪▪▪▪ ▪▪▪ ▪▪▪▪▪▪▪▪▪ ▪▪ ▪▪▪▪▪▪▪▪▪▪▪ ▪▪▪▪▪▪▪▪▪ ▪▪▪▪▪▪▪▪▪ ▪▪▪ ▪▪▪▪▪▪▪▪▪ ▪ ▪▪▪▪▪▪▪▪▪ ▪▪▪▪▪▪ ▪▪ ▪▪▪▪▪▪▪▪ ▪▪▪▪▪▪▪▪▪▪▪▪ ▪▪ ▪▪▪ ▪▪▪▪ ▪▪ ▪▪▪▪▪▪▪▪ ▪▪▪▪▪▪▪▪▪▪▪

Certification is a separate selection condition. ▪▪▪▪▪▪▪ ▪▪▪ ▪▪▪▪▪▪▪▪▪▪ ▪▪▪▪▪▪▪▪▪▪▪ ▪▪▪▪▪▪▪ ▪▪▪▪▪▪▪ ▪▪▪ ▪▪▪▪▪▪▪ ▪▪▪▪▪▪▪▪ ▪▪▪▪▪▪▪▪▪▪▪▪ ▪▪▪ ▪▪▪▪▪▪▪▪ ▪▪▪▪▪▪▪▪▪ ▪▪▪▪▪▪ ▪▪▪▪▪▪▪▪▪▪▪▪▪ ▪▪▪▪▪▪▪▪▪ ▪▪▪▪▪▪▪▪▪▪▪ ▪▪▪▪▪▪ ▪▪▪▪▪▪▪▪▪ ▪▪▪▪▪▪▪▪ ▪▪▪ ▪▪▪▪▪▪▪▪ ▪▪▪▪▪▪▪▪ ▪▪▪▪▪▪▪▪ ▪▪ ▪▪▪▪▪▪▪▪ ▪▪▪ ▪▪▪▪ ▪▪▪▪▪▪▪▪▪▪▪▪▪ ▪▪▪▪▪▪▪▪ ▪▪▪▪▪▪▪▪ ▪▪▪ ▪▪▪▪▪▪▪▪▪ ▪▪▪▪▪▪▪▪ ▪▪▪▪▪▪▪▪▪▪▪▪▪ ▪▪▪▪▪▪▪▪▪ ▪▪▪▪ ▪▪▪ ▪▪▪▪▪▪▪▪▪ ▪▪▪▪▪▪▪▪▪▪▪▪▪ ▪▪ ▪▪▪▪▪ ▪▪▪▪▪▪▪▪▪▪▪▪▪ ▪▪▪▪▪▪▪▪▪ Its proprietary brand portfolio demonstrates product-development activity, but should not be treated as proof of exclusivity, ownership, or channel access for a customer's proposed line.

Sources & Evidence

1. European Cosmetics Manufacturer - Eurobio Lab
   · Eurobio Lab advertises private-label skin, hair, body, and oral care and describes Tallinn-based development, packaging manufacture, filling, design, quality control, and logistics for brands, retailers, and distributors. Its proprietary portfolio is distinct from engagement-specific rights or channel access. (eurobiolab.com)
2. Cosmetics Manufacturing - Eurobio Lab
   · Eurobio Lab's manufacturing page describes Estonia-based internal development, packaging manufacture, filling, quality control, logistics, and design for proprietary brands and private-label partners. Reduced coordination interfaces are a conditional commercial inference, not a demonstrated customer outcome. ([eurobiolab.com](https://eurobiolab.com/manufacture/))
3. Certifications & Awards - Eurobio Lab
   · Eurobio Lab identifies IONC-issued COSMOS NATURAL and COSMOS ORGANIC certificates for selected products. Requiring confirmation for the proposed commissioned product follows from that expressly product-specific description. ([eurobiolab.com](https://eurobiolab.com/certificates/))

24.191. Persán

Persán's finished-cosmetics relevance extends through Mibelle, which identifies itself as part of the group since 2025 and describes development and manufacture of personal-care and beauty products for proprietary and retailer brands. ■■■■ ■■■■■ ■■■■■■ ■ ■■■■ ■■■■■■■■ ■■■■■ ■■■ ■■■■■■■■■■ ■■■■ ■■■■■■■■ ■■■■■■■■■ ■■■■■■■■■■ ■■■■■■ Mibelle's group disclosure identifies Swiss, French, and U.S. operations, although the cosmetic remit of an individual site still requires confirmation.

Retailer private-label experience is supported by Migros's disclosed long-term supply agreements for established products, including the I am range. ■■■■■■■■ ■■■ ■■■■■ ■■■■■■■■■■■■■ ■■■ ■■■■■■■■ ■■■ ■■■■■■■■ ■■■■■■■ ■■■■■■■■■■ ■■■ ■ ■■■■■■■■■■■■■■■■■■■■■■■ ■■■■■■ ■■■ ■■■■■■ ■■■■■■■■ ■■■ ■■■■■■■■■■■ ■■■■■■■ ■■■■■■■■■ ■■■■■ ■■■■■■■ ■■■■■■■■■■ ■■■ ■■■■■■■■■■■ ■■■■■■■■■■■■■ ■■■■■■ ■■■■■■■■■■■ Existing customer continuity is useful evidence of a supply relationship, not proof that a new buyer can obtain the same offering, reserved resources, or contractual rights.

The ingredient perimeter has changed: Mibelle Biochemistry states that it has belonged to Solabia since June 2026. ■■■ ■■■■■■■■■■■■■■■■■■■■■■ ■■■■■■ ■■■■■■ ■■■■■■■■■■ ■■■ ■■ ■■■■■■■■■■ ■■ ■■■■■■■■■■■■■■■■■ ■■■■■■■■■■■■■■■■■■ ■■■ ■■■■■■■■■■■ ■■■■ ■■■■ ■■■ ■■■■■■■■■ ■ ■■■■ ■■ ■■■■■■■■■ ■■■■■■■■■■■■■■■■ ■■■■■■■■■■■ ■■■■■■■■■■■ ■■ ■■■■■ ■■■■ ■■■ ■■■■■■■■■■ ■■ ■■■ ■■■■■■ ■■■■■■■■■■ ■■■■ ■■■■■■■■ ■ ■■■■■■■■ ■■■■■■ ■■ ■■■■■■■■■■■■■ ■■■■■■■■■■■■ Household care, nutrition, and standalone ingredient activities should remain outside comparisons of the commissioned cosmetic offer.

Sources & Evidence

1. Mibelle - Company Profile
   · Mibelle's company-controlled profile states that it has been part of Persán since 2025, describes personal-care and beauty development and manufacturing for proprietary and retailer brands, and identifies group operations in Switzerland, France, and the United States. It does not allocate every cosmetic category to an executing site. ([linkedin.com](https://www.linkedin.com/company/mibelle))

2. After the Sale of Mibelle, What Will Become of the Iconic Washing-Up Liquid Handy? - Migros
   · Migros's April xx.xx 2025 explanation of the Mibelle sale identifies Persán as the buyer and states that long-term supply agreements preserve established products, including the I am range. This supports an existing retailer relationship, not availability or identical terms for a new commissioner. ([corporate.migros.ch](https://corporate.migros.ch/en/story/mibelle-sale-faq))
3. About Mibelle Biochemistry
   · Mibelle Biochemistry describes its ingredient business and states that it has been part of Solabia since June 2026. The publication consequently separates those assets from Persán-controlled finished-cosmetics capability without inferring loss of Mibelle's finished-product development. ([mibellebiochemistry.com](https://mibellebiochemistry.com/about))

24.192. ACME

ACME offers a Ukraine-based private-label route with a particularly explicit hair-product remit. ■■■ ■■■■■■■■■■ ■■■■■■■■■■■ ■■■■■■■■■■ ■■■■■■■■ ■■■■ ■■■■■■■■■ ■■■■■■■■■■■ ■■■■■■■■■■ ■■■ ■■■■■■■■■■■■■ ■■■■■■■■ ■■■■■■■■ ■■■■■■■■■■■■■ ■■■■ ■■■■■■■■■ ■■■ ■■■■ ■■■■■■ ■■■ ■■■■■■ ■■■■■■■■■■ ■■■■ ■■■■■ ■■■ ■■■■■■■■■■ ■■■■■■■■ ■■■ ■■■■■■■■■ ■■ ■■■■■■■■ ■■■■■■■■■■■ ■■■ ■■■■■■■■■■■■■ ■■■■ ■■■■■■■■■ ■■■■■■■■■■ ■■■■■■■■ ■■■ ■■■■■■■■■■■■■■■■■ ■■■■■■■■■■ Its partner service includes adaptation of existing ACME formulas as well as custom development, allowing a commissioner to compare an established starting point with a more differentiated brief.

Professional beauty businesses and brand operators can evaluate ACME for coordinated hair-product lines rather than extrapolate from an unrelated cosmetics portfolio. The commercial benefit is access to category-specific development and packaged supply through one provider. ■■■■■■ ■■■■■■ ■■■■■■■■■■■■ ■■■■■■■■ ■■■ ■■■■■■■■ ■■■■■■■■■■■■ ■■ ■■■■■■■■■ ■■■■ ■■■■■■■ ■■■■■■■ ■■■■■■■■■■ ■■■■■■■■■ ■■■■■ ■■■ ■■■■■■■■■■■■ ■■■■■■■■■■■■ ■■■■■■■■■■■ ■■■ ■■■■■■■■■■■■■ ■■■■■■ ■■■■■■■ ■■■■■■■■■ ■■ ■■■■■■■■ ■■■■■■■■■■■■■ ■■■■■■ ■■ ■■■■■■■■■■ ■■■■ ■■■■■■ ■■■■■■■■■■ ■■■■■■■■■■■ ■■■■■■ ■■■■■■■■■ ■■■■■■■■ ■■■■■■■■■■ ■■■ ■■■■■■■■ ■■■■■■■■■■■■■■ ■■■ ■■■■ ■■■ ■■■■■■■■■■■■■■ ■■■■■■■■■ ■■■■■■■■■■ ■■■■■■■■ ■■■■■■ ■■■■■■■■■■■■ ■■■■ ■■■■■■■■ ■■ ■■■■■■■■ ■■■■■■■■■■ ■■ ■■■■■■■ ■■■ ■■■■■■■■■■ ■■■■■■■■■■■■■■■■■■

Sources & Evidence

1. ACME Private Label - Cosmetics Manufacturing Under Your Brand
   · ACME advertises private-label development and finished-product supply across hair coloring, lightening, hair care, styling, texture modification, brow tinting, and body care, including salon and take-home offerings. It describes internal laboratory and manufacturing resources, packaging services, and a general European-certification reference. ([acme.ua](https://acme.ua/en/private-label/))
2. ACME Private Label - Partner Services
   · ACME's partner-service page offers custom development or adaptation of existing formulas, manufacturing, quality control, final packaging and labeling, and technical-specification support. Coordinated commissioning and explicit acceptance and rights allocation are analytical implications of this advertised service scope. ([acme.ua](https://acme.ua/en/feedback/))

24.193. MFT CORP

MFT CORP provides a Ukrainian private-label route distinct from wholesale resale of My Favorite Tooth products. It offers existing-formula adaptation and custom development with

design, packaging, and finished-product supply from Ivano-Frankivsk. ■■■■■■■■■■ ■■■■■■■■■ ■■■■■■■ ■■■■■■■■■■■■ ■■■■■■■■■■■■ ■■■■■■ ■■■■■■■ ■■■ ■■■■■■■■■ ■■■■■■■ ■■■■■■ ■■■■■■■■■■ ■■■ ■■■■■■■ ■■■■■ ■■■ ■■■■■■ ■■■■■■ ■■■■■■■ ■■■ ■■■■■■■■■■■■■■ ■■■■■■■■■■■ ■■ ■■■■■■■■ ■■ ■■■■■■■ ■■■■ ■■■■■■■■■ ■■■■■■■■■■ ■■■■ ■■■■■■■■ ■■■■■■ ■■ ■■■■■■■■ ■■■■■■■■■■■

Commissioners should distinguish a customized catalog product from a new development before agreeing launch milestones. ■■■ ■■■■■■■■■ ■■■■■■■■■■■■■ ■■■■■■■■ ■■■■■ ■■ ■■■■■■■ ■■■ ■■■■■■■ ■■■■■■■ ■■■■■■ ■■■■■■ ■■■■■■■■■■■■■■ ■■■■■■■■■■■■■ ■■■ ■■■■■■■■■■■■■■■■■ ■■■■■■■■ ■■■■■■■■■■■■ ■■■■■■■ ■■■■■■■■ ■■ ■■■■■■■■ ■■■ ■■■■ ■■■ ■■■■■■■■■ ■■■■■■■■■■ ■■■■■■■■■■ ■■■ ■■■■■■■■ ■■■■■■■■■■■■■■■■■ ■■■■■ ■■■ ■■■■■■■■■ ■■■■■■■■■■■■ ■■■■■ ■■■■■■■ ■■■■■■■ ■■■■■■■ ■■■■■■■■■■■■■■ ■■■■■■■■■■■■ ■■■ ■■■■■■■ ■■■■■■■■■■■■■ ■■ ■■■■■■■■ ■■■■■■■■■■ Buyers seeking distribution of the existing MFT brand should use the separate wholesale relationship rather than treat it as commissioned development.

Sources & Evidence

1. MFT CORP - Contract Cosmetics Manufacturing Under Your Brand
   · MFT CORP advertises catalog adaptation and custom cosmetic development with design and packaging, identifies production in Ivano-Frankivsk, and lists oral, lip, skin, and cuticle-care products. It offers Ukraine-focused product files, safety documentation, notification and responsible-person services, alongside international courier delivery. Delivery alone is not evidence of destination acceptance. ([mft.ua](https://mft.ua/corp/en/))
2. Partner with My Favorite Tooth - Wholesale and Partnership
   · My Favorite Tooth's partnership page separates wholesale distribution of its existing products from MFT CORP's own-brand commissioning service, which includes formula, design, finished-product supply, and documentation. The two routes therefore answer different buyer needs. ([mft.ua](https://mft.ua/en/partnerstvo/))

24.194. NVF Delta

NVF Delta offers cosmetic development and commissioned supply in collaboration with PP VTF Alliance. ■■■ ■■■■■■■■■ ■■■■■■■■ ■■■■■■ ■■■■■■■ ■■■■■ ■■■■■ ■■■■■ ■■■■■ ■■■ ■■■■■■■■■■ ■■■■ ■■■■■■■■■ ■■■ ■■■■■■■ ■■■■■■■■■ ■■■■ ■■■■■■■■ ■■ ■■■■■■■■ ■■■■■■■■■ ■■■ ■■■■■■ ■■■■■■■■■■■■ ■■■■■■■■■ ■■ ■■■■■■■■■ ■■■■■■■■■■■■ ■■■■■■■■■ ■■■■■■■■ ■■■ ■■■■■■■■■■■■■ ■■■■■■■■■ These are advertised commercial capabilities rather than independently established customer outcomes.

■■■ ■■■■■■■■■■■■■ ■■ ■■■■■■■■■ ■■ ■■■■■■■■ ■■■■■■■■■■■ ■ ■■■■■■■ ■■■■■■■■■■■ ■■■■■ ■■■■■ ■■■ ■■■■■■■■■ ■■■■■ ■■■■■■ ■■■■■■■■ ■■■■ ■■■■■■■■■■■■ ■ ■■■■■■■■■■■■■■ ■■■■■ ■■■■■■■ ■■■■■■■■ ■■■ ■■■■■■■■■■■■ ■■■■■ ■■■ ■■■■■■■■■ ■■■■■■■■■■■■■■ ■■■■ ■■■■■■■ ■■■■■■■■■■■■■ ■■■■■■■■■■ ■■■■■■■■■■■■■■■ ■■■ ■■■■■■■■■■■ ■■■■■■■ ■■■■■■■■■■■■■■■■■■ ■■■■■■■ ■■■■■■■■■ ■■■■■ ■■■■■■■ ■■■■■■■■■■■■■ ■■■ ■■■■■■ ■■■ ■■■■■■■ ■■■■■■■■■■■■ ■■■■■■■ ■■■■■■ ■■■■■■■■■ ■■■■■■■■ ■■■■■■■■■■ ■■■■■■■■■■ ■■■■■■■■ ■■■■ ■■■■■■■ ■■■■■■■■■ NVF Delta lists Kharkiv as its contact location; the executing site's identity and suitability should be confirmed rather than inferred from that address. Its cosmetic offering should also be distinguished from the household and veterinary activities described alongside it.

Sources & Evidence

1. About Us - ТОВ "НВФ ДЕЛЬТА"
   · NVF Delta identifies a cosmetic contract-production offer with PP VTF Alliance, covering facial, body, hand, foot, hair, and children's care. It lists Kharkiv as its contact location. These are supplier descriptions, not independently established delivery outcomes. ([delta.org.ua](https://delta.org.ua/en/about))
2. Contract Cosmetics Manufacturing - Private Label
   · NVF Delta advertises custom formulation, adoption of existing formulas, packaging procurement, packing, branding, and documentation preparation. Assigning responsibilities between the participating entities is a commercial implication of this bundled offer. ([delta.org.ua](https://delta.org.ua/en/))

24.195. ProCare

ProCare combines Ukrainian private-label cosmetic development with its own brand and distribution operations. ■■■ ■■■■■■■■■■■■ ■■■■■■■■ ■■■■■■■■ ■■■■■■■ ■■■■■■ ■■■■■■ ■■■■■■■■■ ■■■■ ■■■■■■■■■■ ■■■■■ ■■■■■ ■■■ ■■■ ■■■■■■■■ ■■■■■■■■■ ■■■■■■■ ■■■■■■■■■■ ■■ ■■■■■■■■ ■■■■■■■ ■■■■■■■■ ■■■■■■ ■■■■■■■■■■■■ ■■■■■■■■■ ■■■■■■■ ■■■■■■■■■■■■■■■■■ ■■■■■■■ ■■■ ■■■■■■■■■■■■■ ■■■■■■■■ ■■■■■■■■■ ■■■■■■■■■■■■■■■■■ ■■■■■ ■■■■■■■■■■■■■■ ■■■ ■■ ■■■ ■■■■■■■ Its corporate materials also identify a dispatch warehouse in Kyiv, which should not be assumed to identify the manufacturing site.

For a brand or retailer, the relevant choice is between adopting an available formulation and commissioning a differentiated brief-not between private-label development and wholesale purchase of ProCare's existing brands. Buyers should specify formula-use rights, exclusivity, confidential-information access, and documentation continuity before presenting a product as proprietary. ■■■■■■■■■ ■■■ ■■■■■■■ ■■■■■■■■■ ■■■■ ■■■■■ ■■■ ■■■■■■■ ■■■■■■■■■■■ ■ ■■■■■■■■ ■■■■■■■■■■■ ■■■■ ■■■ ■■ ■■■ ■■■■■■■■■ ■ ■■■■■■■■ ■■■■ ■■■■■■■■ ■■■■■■■■■■ ■■■ ■■■■■■■■■■ ■■■■■ ■■■ ■■■■■■■ ■■■■■■■■■■■■ ■■■■■■■■■■■ ■■■■■■■ ■■■■■■■■ ■■■■■■■■ ■■■■ ■■■■■■■■■■■ ■■ ■■■■■■■■■ ■■■■■■■ ■■■■■■■ ■■■■■ ■■■■■■■■■■ ■■■■■■■■■■■ ■■■ ■■■■■■■■ ■■■■■■■■ ■■■ ■■■■■■■■■■■■■■■ ■■■■■ ■■■■■■■■■■ ■■■■ ■■■ ■■■■■ ■■■■■■■ ■■ ■■■■■■■■■■ ■■■ ■■■ ■■■■■■■■■■■■

Sources & Evidence

1. ProCare: контрактне виробництво косметики
   · ProCare advertises private-label formulation and finished-product supply across creams, balms, masks, cleansers, hair care, oils, gels, and dry cosmetics, together with packaging and documentation support.
   · The page describes existing formulas, custom development, owned manufacturing, an R&D center, and company-reported GMP certification. It does not establish negotiated exclusivity or portability for an individual formula. ([vtm.procare.com.ua](https://vtm.procare.com.ua/?utm_source=openai))
2. ProCare - виробник та дистриб'ютор косметики
   · ProCare identifies its own brands, including Joko Blend and Shelly, alongside private-label activity and company-reported owned manufacturing and R&D. It describes dispatch from a Kyiv warehouse; that statement does not identify the executing manufacturing site. ([procare.com.ua](https://www.procare.com.ua/?utm_source=openai))

24.196. Group55

Group55 has an explicit human personal-care offering rather than solely an adjacent pet-care business. It develops and manufactures skincare, hair care, bath and body, baby care, and

tanning products, with liquid and semisolid formats central to its advertised capability. ■■■ ■■■■■■■ ■■■■■■■ ■■■■■■■■■■■■■ ■■■ ■■■■■■■■■■ ■■■■ ■■ ■■■■■■■■■■ ■■■■■■■ ■■■■■■■■ ■■ ■■■■■ ■■■ ■■■■■■■ ■■■■■■ ■■■■■■■■ ■■■■■■■■■■■ ■■■■■■■■■■ ■■■■■■■■ ■■■■■■■■■■ ■■■■■■■■■■■ ■■■■■■■■■■ ■■■■■■■■■■■■ ■■■ ■■■ ■■ ■■■■■■■■■■■■■■■■■■ ■■■■■■■■■■■■

This configuration is relevant to a brand that needs both product development and downstream fulfillment coordination. Co-location can reduce handoffs, but it also concentrates dependencies at the disclosed site; a buyer requiring supply resilience should confirm an acceptable continuity arrangement before relying on the integrated route. ■■■■■■■ ■■■■■■ ■■■■ ■■■■■■■ ■■■■■■■■■■ ■■■■■■■ ■■■■■ ■■■ ■■ ■■■■ ■■■■■■ ■■■■ ■■■■■ ■■ ■■■ ■■■■■■■■ ■■■■■■ ■■■■ ■■■■■■■■ ■■■ ■■■■■■ ■■■■■■■■■■■■■ ■■■■■■■■■■■■■ ■■■■■ ■■■■■■■■■■ ■■■■■■■■ ■■ ■■■■■ ■■■■■■■■■■■■■■■■■ ■■■■■■■■ ■■■■ ■■■ ■■■■■■ ■■■■■■ ■■ ■■■■■■■■■■■■ ■■■ ■■■■■■■■ ■■■■■■■■ ■■ ■■■ ■ ■■■■■■■■■■ ■■■■■■■■ ■■■■■ ■■■■■■ ■■■■■■■ ■■■■■■■ ■■■ ■■■■■■■■ ■■■■■■■ ■■■■■■■■■ ■■■■■■■■■■■■■■ ■■■ ■■■■■■■■■■■ ■■■■■ ■■■■■■■ ■■■■ ■■■■■■ ■■■■■ ■■■■■■■■■■ ■■■■■■■ ■■ ■■■■■■■■■

Sources & Evidence

1. What We Make | Personal, Home & Pet Care | Group55
   - Group55 explicitly describes human personal-care manufacturing across skincare, hair care, bath and body, baby care, and tanning, separately from pet and home care. It states that development and manufacturing occur at its Chorley site. ([group55.co.uk](https://www.group55.co.uk/services/what-we-make/?utm_source=openai))
2. Contract Manufacturing Services | Group55
   - Group55 advertises formulation, regulatory support, packaging, manufacturing, co-packing, warehousing, and B2B, direct-to-consumer, and international fulfillment.
   - Group55 states that bespoke development usually takes xx.xx-xx.xx months from brief to Silver Seal approval and offers preformulated products as an alternative. This is its stated development benchmark, not a delivery guarantee. ([group55.co.uk](https://www.group55.co.uk/services/))
3. About Group55 | UK Contract Manufacturer
   - Group55 reports consolidating its operations into an integrated manufacturing, warehousing, and fulfillment facility in Lancashire in 2025. Reduced handoffs and concentrated site dependencies are analytical implications of the disclosed configuration, not independently measured outcomes. ([group55.co.uk](https://www.group55.co.uk/about-us/))

24.197. Universal Toiletries Corporation Limited

Universal Toiletries Corporation Limited combines private-label development with an international brand and distribution portfolio. ■■■ ■■■■■■■■■■ ■■■■■■■■ ■■■■■■■■■■■■■ ■■■■■■■ ■■■■■■■■ ■■■■■■■■■■ ■■■■■■■■■■ ■■■ ■■■■■■■■■■■■■■■■ ■■■■ ■■■■■ ■■■■ ■■■■■ ■■■■■■■ ■■■■■■■■■ ■■■ ■■■■■■■■■ ■■■■■■■ ■■■ ■■■■■■■ ■■■■■■■■■ ■■■■■■■■■■ ■■■■■■■■■■ ■■ ■■■ ■■■■■■ ■■■■■■■■ ■■■ ■■■■■ ■■■ ■■■■■■ ■■■■■■■■■■■■■ ■■■ ■■■■ ■■■■■■■■■■■ ■■■■■ ■■■ ■■■■■■■■■■ ■■■■■ ■■■■■■■■■■ ■■■ ■■■■■■ ■■■■■■■■■■■ ■■ ■■■■■■■■ ■■ ■ ■■■■■■■■■■ ■■■■■■ The UK company register identifies the exact company as active.

A fragrance-led private-label commissioner can assess the development and commercial interface together, while keeping them contractually distinct. ■■■■■■■■ ■■■■■■■■■■■■■ ■■■■■■■■■■■■■ ■■ ■■■■■■■■■■■■■ ■■■■■■■■■■ ■■ ■■■ ■■■■■■■■■ ■■■■■■■■■■ ■■ ■ ■■■■■■ ■■■■■■■■■■■■ ■■■■■■ ■■■■■■ ■■■■■■■■ ■■■■■ ■■■ ■■■■■ ■■■■■■ ■■■■■■■■ ■■■ ■■■■■■■■■

[redacted] UK incorporation should not be treated as evidence that every commissioned product is manufactured in the United Kingdom.

Sources & Evidence

1. Universal Toiletries Corporation Limited
   - Universal Toiletries describes private-label brand development alongside its brand and distribution portfolio, with cosmetic capabilities spanning fragrance, deodorants, body care, hair care, shaving, and oral-care sprays.
   - It describes production facilities in the United Kingdom, Far East, and Indian Subcontinent, without resolving the owned-versus-contracted execution arrangement for a particular engagement. Distribution access and manufacturing visibility therefore require separate contractual confirmation. ([universaltoiletries.co.uk](https://www.universaltoiletries.co.uk/?utm_source=openai))
2. UNIVERSAL TOILETRIES CORPORATION LIMITED overview - Find and update company information - GOV.UK
   - Companies House identifies Universal Toiletries Corporation Limited as active. This establishes the disclosed UK company status, not ownership of its advertised production facilities or the origin of commissioned products. ([find-and-update.company-information.service.gov.uk](https://find-and-update.company-information.service.gov.uk/company/xx.xx))

24.198. Torf Corporation Sp. z o.o.

[redacted] The Polish government-hosted company catalogue identifies private-label production and describes creams, cleansing products, toothpastes, and mouthwash-related brands. This supports consideration of the inherited portfolio for skin-care and oral-care enquiries, without establishing the development contribution or delivery arrangement available for every new brief.

[redacted] The Torf name therefore should not be treated as sufficient evidence of a separate current counterparty. Catalogue references retaining that name describe a commercial portfolio, not an independent legal perimeter.

[redacted] Combining skin-care and oral-care enquiries through the successor may simplify coordination if the relevant capabilities remain available; that availability and the allocation of formula rights and documentation responsibilities require engagement-specific confirmation.

Sources & Evidence

1. Catalogue of Polish cosmetics companies
   · The government-hosted catalogue describes Torf Corporation's facial, body, and oral-care products under its own and customer brands, including private-label production, creams, cleansers, toothpaste, and mouthwash-related brands.
   · The catalogue retains the Torf company name; its product descriptions do not establish a separate current counterparty or successor-specific custom-development remit.
   ([expo.gov.pl](https://expo.gov.pl/wp-content/uploads/2026/xx.xx/expo-R4-cosmetics-ENG-xx.xx-xx.xx.pdf))
2. Ogłoszenie o połączeniu
   · Bielenda's notice states that the court registered the merger on May xx.xx 2024, transferring all assets of Torf Corporation Sp. z o.o. to Bielenda Kosmetyki Naturalne S.A. Successor-based contracting is the commercial implication of that completed event.
   ([bielenda.pl](https://bielenda.pl/storage/ogloszenie_o_polaczeniu_z_torf.pdf))

24.199. Omnicos

Omnicos advertises tailored cosmetic formulation, full cosmetic-line supply, and make-up collection development from its Bagnolo Cremasco commercial base. ■■■ ■■■■■■ ■■■■■■■■■■ ■■■■ ■■■■■■■■■ ■■■■ ■■■ ■■■ ■■■■■■■■ ■■■■■■■■■ ■■■■■■■■■ ■■■■■■■■■■ These materials establish the company's advertised development orientation, not independently verified launch outcomes or the suitability of every concept for a commissioning buyer.

■■■■■■■■■■ ■■■■■■■■■■■ ■■■■ ■■■■ ■■■■■■■■ ■■■ ■■■■ ■■■■■■■■■■ ■■■■■■■ ■■ ■■■■■■■■■ ■■■ ■■■■■■■■■ ■■■■■■■■ ■■■■■■■■ ■■■ ■■■■■■■■■ ■■■■■■■■ ■■ ■■■■ ■■■■■■■■■■■■■■ ■■■■■■ ■ ■■■■■■■■■ ■■■■■■■■■ ■■■■■■■ ■■■■■■■■■ ■■■■■■■■ ■■ ■■■■ ■■ ■■■ ■■■■■■■■■■ ■■■■ ■■■ ■■■■■■■■■■■■■ ■■ ■■■ ■■■■■■■■■ ■■■ ■■■■■■■■ ■■■■■■■■■■■■■■ ■■ ■■■■■■ The notice describes succession to relevant rights and obligations, but the registered status and implemented transfer perimeter remain unconfirmed. Legacy Omnicos company details remaining on its website do not settle that question.

For a new or continuing brief, buyers should obtain the contracting identity, executing team and site, and written confirmation of how existing rights and service obligations are carried forward. ■■■■■■■■■ ■■■■■■■■■■ ■■■ ■■■■■■■■ ■ ■■■■■■■■ ■■■■■■■■■■■ ■■■■■■■■■■■ ■■■ ■■■■■■■■ ■■■ ■■■■ ■■■■■■■ ■■■ ■■ ■■■■■■■■ ■■ ■■■■■■■■■■■■■■ ■■■■■■■■■■■■ ■■■■■■■ ■■■■■■■■■■■■ A sourcing-diversification decision requires evidence of genuinely separate execution and contractual dependencies.

Sources & Evidence

1. Ufficiale la fusione tra Regi s.r.l. e Omnicos Group s.r.l. | inPRIMAPAGINA
   · The published, company-signed supplier communication specified January xx.xx 2026 as the effective date for contribution of Omnicos' business and related relationships to Regi, with succession to relevant rights and obligations. The notice establishes the announced arrangement, not independently verified registered implementation.
   ([inprimapagina.com](https://www.inprimapagina.com/cronaca/ufficiale-la-fusione-tra-regi-srl-e-omnicos-group-srl))

2. Omnicos Group srl | LinkedIn
   · Omnicos' company-controlled profile directs its audience to Regi Laboratories and presents face and lip make-up and skin-care concepts. This corroborates commercial integration and advertised development examples, not registered succession or independent source redundancy. ([linkedin.com](https://www.linkedin.com/company/omnicos-group))
3. OGroup | Formulating and producing full cosmetic lines
   · Omnicos describes a full-service offering specializing in formulation and production of tailored cosmetic lines. This supports its advertised development orientation rather than independently established performance or current legal independence. ([omnicos.it](https://www.omnicos.it/it/it-s-time-to-inspire))
4. OGroup | Designing make up collections
   · Omnicos advertises make-up collection design and a finished-product offering, and lists its Bagnolo Cremasco commercial location. The page retains legacy Omnicos company details, which do not establish the implemented successor perimeter. ([omnicos.it](https://omnicos.it/it/itstimetodiscover))

24.200. Berner Oy

Berner Oy offers cosmetic and hygiene contract manufacturing in Finland with a development contribution, rather than only distribution of established brands. ■■■ ■■■■■■■■■■■■ ■■■■■■■■ ■■■■■■■■■■■ ■■■■■■■■ ■■■■■■■■■■■■ ■■■■■■■■ ■■■■■■■■■■ ■■■■■■■■■■ ■■■ ■■■■■■■■■■■■ ■■■■■■■■ ■■■■■■ ■■■■■■■■■■ ■■■■■■■■ ■■■ ■■■■■■■ ■■■■■■■■■■ ■■ ■■■■■■■■■ ■■■ ■■■■■ ■■■ ■■■■■■■■■ ■■■■■■■■■■ ■■ ■■■■■■■■■ Its 2026 corporate material also describes the Herttoniemi factory as serving natural cosmetics and contract-manufacturing products.

■■■ ■■■■■■■■ ■■■■■■■■■ ■■■■■■■■■ ■■ ■■■ ■■■■■■■ ■■ ■■■■■■■ ■■■■■■■ ■■■■■■■■■■■ ■■■ ■■■■■■■■■ ■■■■ ■■■■■■■■■■■■■■■■ ■■■■■■■■■ ■■■ ■■■■■■■■■■■■■ ■■■■■■■■■■■■■ ■■■■■■■ ■■■■■■■■■■ ■■■ ■■■■■ ■■■ ■■■■■■■■■■■■■■■■ ■■■■■■■■■■■■ ■■■■■■■■■ ■■■■■■■ ■■■ ■■■■■■■■■■ ■■■ ■■■■■■■■■■■ ■■■■■■■ ■■ ■■■■■■■■■ ■■■ ■■■ ■■■■■■■■■ ■■■■■■■ ■■■ ■■■■■■■■■■ ■■■■ ■■■■■■■ ■■■■ ■■■■■■■ ■■ ■■■ ■■■■■■■ ■■■■■■■■■■ ■■■■■■■ ■■■■■■■ ■■■■■■■■■■■■ ■■■■■■ ■■■■■ ■■ ■■■■■■■ ■■■■■■■■ ■■■ ■■■■■■■ ■■■■■ ■■■■■■■■■■■■ ■■■■■ ■■■■■■■ ■■■■■■■■■■ ■■■■■■■■■■■ ■■ ■■■■■■■■■■ ■■■■■ ■■■■■■■■■■■■ The trade-off is integration versus selective control, not demonstrated superiority over other suppliers. Export briefs should additionally specify destination documentation and continuing customer-support responsibilities; domestic manufacturing credentials alone do not settle those obligations.

Sources & Evidence

1. Sopimusvalmistus - Berner Oy
   · Berner advertises Finnish cosmetic and hygiene contract manufacturing with customer-specific development, material selection, packaging, and manufactured supply.
   · It describes ISO xx.xx ECOCERT, and FI-Natura credentials. Verifying their applicable product and site scope is an engagement-level implication, not a claim that every product has every credential. ([berner.fi](https://www.berner.fi/sopimusvalmistus/))
2. Kotimainen tuotanto - Berner Oy
   · Berner identifies cosmetic and hygiene manufacture in Heinävesi and skin- and hair-care manufacture in Helsinki, and explicitly offers consumer-product contract manufacturing. These activities are distinct from unrelated group businesses and imported brands. ([berner.fi](https://www.berner.fi/berner-oy/tuotanto/))
3. Career tales 2026 - Berner Oy
   · Berner's 2026 corporate material describes its Herttoniemi factory in Helsinki as focusing on natural cosmetics and contract-manufacturing products, corroborating the site-specific commercial role. ([berner.fi](https://www.berner.fi/en/careers/career-tales-xx.xx-xx.xx-xx.xx/?utm_source=openai))

24.201. Erte Cosmetics

Erte Cosmetics offers an Istanbul-based development and supply interface covering formula-library selection, customization, packaging design and sourcing, manufacturing, filling, and export documentation. Its 2021 company reporting describes perfume and personal-care manufacturing, including skincare and sun care, and identifies an Erkul Group affiliation. ■■■■ ■■■■■■■■■■■ ■■ ■ ■■■■■■■■■■ ■■■■■■■ ■■■■■■■■■■ ■■■ ■■■■■■■■■■■■ ■■ ■■■■■■■ ■■■■■■■■■■ ■■■■■■■■■■ ■■■ ■■■■■■■ ■■■■■■■■■■■■ ■■■■■■■■■■■ ■■■■■ ■■■■■ ■■■■■■■■ ■■■■ ■■■■ ■■■■ ■■■■■■■■■■ ■■■ ■■■■■ ■■ ■■ ■■■■ ■■■■■■■■■■ ■■■■■■■■■■■■■ ■■■ ■■■■■■■■■■ ■■■■■■■■ ■■■■■■■ ■■■■■■■■■■■■ ■■■ ■■■■■■■■ ■■■■■ ■■■■■■■■■■

■■■■■■ ■■■■■■■■■■■■ ■■■■■■■■■■ ■■■■■■■■■■■■ ■■■■■■■■ ■■■ ■■■■■■■■ ■■ ■■■■■■■■ ■■■■■■ ■■■■■■■ ■■■■■ ■■■ ■■■■■■■■■■■■ ■■■■■■■■■■ They include artwork review, product information files, cosmetic product safety reports, labeling support, and export or import technical documents. These services can be evaluated as part of a packaged development-and-supply engagement rather than assumed to accompany every manufacturing contract.

■■■ ■■ ■■■■■■■■ ■■■■■■ ■■■ ■■■■■ ■■■■■■ ■■■■■ ■■■ ■■■■■ ■■■■■■■■■■ ■■■■■■ ■■■■■■■■ ■■■■■■■■■■ ■■■■■■■■■■■■ ■■■ ■■■■■■■ ■■■■■■■■■■■ ■■■■■ ■■■■■■ ■■■■■■■■■■■ ■■ ■■■■■■■■■ ■■■■■■■■■ ■■■■■■■■ ■■ ■■■■■■■■■■■■■■ ■■■■■■■■■■■ ■■■■■■■ ■■■ ■ ■■■■■■■ ■■■■■■■■ ■■■■■■■■■■ ■■■■■■ ■■■■■■■■■■■■■ ■■■■■■■■ ■■■■ ■■■ ■■ ■■■■■■■ ■■■■■■■■■■ ■■■■■ ■■■■■ ■■■■■■■■■■■■ Integrated support reduces interfaces, while retaining a separate destination specialist provides an additional local accountability layer. Household fragrance activities should remain distinct from the personal-fragrance and cosmetic capabilities assessed here.

Sources & Evidence

1. Cosmetics Legislation - European Commission
   · The European Commission identifies an EU-established responsible person and a premarket safety report as elements of EU cosmetic market placement. Erte's advertised documentation assistance does not by itself establish appointment to that legally responsible role. ([single-market-economy.ec.europa.eu](https://single-market-economy.ec.europa.eu/sectors/cosmetics/legislation_en))
2. Our Services | Erte Cosmetics
   · Erte's service page describes formula-library selection and customization, packaging design and sourcing, manufacturing, filling, and export support from Istanbul.
   · Its named documentation services include artwork review, product information files, cosmetic product safety reports, labeling, and export or import technical documents. These are advertised services, not confirmation of a buyer's destination authorization or legal role allocation. ([ertecosmetics.com](https://ertecosmetics.com/our-services/))
3. Erte Cosmetics 2021 Sustainability Report
   · Erte's reporting for 2021 describes an Erkul Group affiliation and Istanbul manufacture of perfumes, personal care, skincare, and sun care, alongside home fragrance. The affiliation is historical company reporting, not a current registered-ownership determination. ([ertecosmetics.com](https://ertecosmetics.com/wp-content/uploads/2023/xx.xx/Erte-2021-Surdurulebilirlik-Raporu-ING-Low.pdf))
4. Members - PLAT - Özel Markalı Ürünler Sanayicileri ve Tedarikçileri Derneği
   · The Turkish private-label association's membership list separately identifies ERTE KOZMETİK SAN. TİC. A.Ş. and links it to Erte Cosmetics. This corroborates the commercial identity but does not establish registered ownership or the group reporting perimeter. ([plturkey.org](https://plturkey.org/en/members/))

24.202. ATAK Cosmetics

[illegible] This makes ATAK a candidate for scent-led collections whose product and packaging decisions need coordinated development. Its Istanbul commercial contact supports direct engagement, but the contracting operator and executing site should be identified for the proposed project.

The selection question is whether the buyer needs an adapted supplier offering or a differentiated development engagement. Coordinating these activities through ATAK could reduce separate supplier interfaces, while concentrating dependence on one provider. [illegible]

Sources & Evidence

1. Private Label | ATAK COSMETICS
   · ATAK advertises existing-formula customization or new development, fragrance selection, packaging and artwork guidance, final production, and shipment; it also states a confidentiality policy and identifies an Istanbul commercial contact. ([atakfarma.com](https://www.atakfarma.com/private-label))
2. ATAK COSMETICS
   · ATAK's disclosed portfolio includes personal fragrance, deodorants and body sprays, skincare, hair care and styling, and bath and body products; household and medical offerings are also displayed and do not independently establish cosmetic-engagement qualification. ([atakfarma.com](https://www.atakfarma.com/))

24.203. Cosmesa Kozmetik San. ve Tic. A.Ş.

[illegible] Its displayed skincare and fragrance products, including Cederma and Joie offerings, illustrate product experience alongside an expressly advertised private-label business. This supports consideration for liquid cosmetic programs requiring coordination between product development, presentation, and packaged supply.

Cosmesa also offers support for product claims and marketing text, making the boundary between technical assistance and the buyer's final positioning decision commercially important. [illegible]

■■■■ ■■■■■■■■■■■■ ■■■ ■■■■■■■ ■■■■■■■■ ■■■■ ■■■■■■■■■■■■ ■■ ■■■■■ ■■■■■ ■■■■■■■■ ■■■■■■■ Own-brand products likewise do not establish that their formulas are available to third-party commissioners.

Sources & Evidence

1. COSMESA KOZMETİK SAN. VE TİC.A.Ş.
   · Cosmesa describes product and formulation development, packaging design, procurement, liquid production, filling, labeling, quality control, storage, and shipment, including support for product claims and marketing text. Buyer approval and record requirements are analytical implications of this service scope. ([cosmesa.com.tr](https://cosmesa.com.tr/en/hizmetlerimiz))
2. COSMESA KOZMETİK SAN. VE TİC.A.Ş.
   · Cosmesa identifies its Çerkezköy factory and development laboratory and describes customized private-label services alongside its own brands. These company disclosures do not establish qualification for every physical format. ([cosmesa.com.tr](https://cosmesa.com.tr/en/hakkimizda))
3. COSMESA KOZMETİK SAN. VE TİC.A.Ş.
   · Cosmesa expressly presents private-label production and displays skincare and fragrance offerings, including Cederma BB cream and Joie and Thrace perfumes. The availability of those own-brand formulas to third parties is not established by the display. ([cosmesa.com.tr](https://cosmesa.com.tr/en/index))

24.204. Sora Kozmetik ve Kimya San. Tic. Ltd. Şti.

The Sora business associated with this identity combines branded personal-care manufacture with occasional production under retailers' and cosmetic companies' labels. It describes skincare, baby-care, and personal-hygiene offerings. ■■■ ■■■■■■ ■■■■■■■■ ■■■■■■■■■■■■ ■■■■■■■■■■■ ■■■■■■■■■■ ■ ■■■■■■■■ ■■■■ ■■■ ■■■■■■ ■ ■■■■■■■■ ■■■■■ ■■■■■■■■■ ■■■■■■■■■■ ■■■■■■■■■■■ ■■■■ ■■■■■ ■■■■■■■■■■ ■■■ ■■■■■■■■ ■■■■■■■■■■ ■■■■■ ■■■■■■■■■■■ ■■■■■■■■ ■■■■■■■■■■■■■ ■■■■■■■■■■ ■■■ ■■ ■■■ ■■■■■■■■■■ ■■■■ ■■■■■ ■■■■■■■ ■■■■■■■■■ ■■ ■■■■■■■■■ ■■■ ■■■■■■■■■■■ ■■■■■■■■■■■■

Legal continuity is a decisive contracting check. The Turkish cosmetics exporter directory lists Sora Kozmetik ve Kimya San. ■■■■ ■■■■ ■■■■■ ■■■■■■■■ ■■■■■■ ■■■■■■■■■■ ■■■■■■■■■■ ■■■ ■■■■■■ ■■■■■■■■■■■■ ■■■■■■■■ ■ ■■■■■■■■■■■ ■■■■■■■■■■ ■■■■ ■■■■■■■■■ ■■■■■■ ■■ ■■■■■■■■ ■■■■ ■■■ ■■■■■■ ■■■■■■■■■■ ■■■■■■■■ ■■■■ ■■■ ■■■■■■■■■■ ■■■ ■■■■■■ ■■■■■■■■■■■■ ■■■■■■■■ ■■■■■ ■■■■■■ ■■■■■■■■■■ ■■■■■■■■■■■ ■■ ■■■■■■■■ ■ ■■■■■ ■■■■■■■ ■■■■■■ ■■■■■■■■■■■■ ■■ ■■■ ■■■■■■■■■■ ■■■■■■■■■■■■ ■■■■■■ ■■■ ■■■■■■■■■■■■ ■■ ■■■ ■■■■■■ ■■■■■■■■ ■■■■■■■■■ ■■■■■■■■■■ ■■■■■ ■■■ ■■■ ■■■■■■■■■■ ■■■■■■■■■■■■ ■■■■■■■ ■■■■■■ ■■■■■■ ■■■■■■■■■■ ■■■■■ ■■■■■■■■■■ ■■■■■■■■■ ■■■■■■ ■■■■■■■■■ ■■■■■■■■■ ■■■ ■■ ■■■■■■■■■■ ■■ ■■ ■■■■■■■■■■■■ ■■■■■■■■■ ■■■ ■■■■■■■

Sources & Evidence

1. Sora Kozmetik ve Kimya San. Tic. Ltd. Şti.
   · The exporter-association directory identifies Sora Kozmetik ve Kimya San. Tic. Ltd. Şti. in Silivri, links it to the Sora Cosmetics website, and classifies it as a manufacturer, exporter, and private-label supplier. ([turkishcosmetics.org](https://www.turkishcosmetics.org/detail/sora-kozmetik-ve-kimya-san-tic-ltd-sti/xx.xx/))
2. About Us | SORA COSMETICS
   · Sora describes branded skincare, baby-care, and personal-hygiene manufacture and states that it occasionally manufactures under retailers' and cosmetic companies' brands. This supports inquiry into third-party availability, not an unrestricted development offer. ([soracosmetics.com](https://soracosmetics.com/about-us/))

3. Certificate of Registration - Sora Kozmetik San. Tic. A.Ş., ISO 22716:2007
   · The posted Intertek ISO xx.xx:2007 certificate names Sora Kozmetik San. Tic. A.Ş., identifies a Silivri site, and lists cosmetic scope including perfumes, deodorants, hair care, cleansing, and skincare. It does not establish legal continuity with the directory-listed limited company or third-party commissioning access. ([soracosmetics.com](https://soracosmetics.com/wp-content/uploads/2026/xx.xx/iso-xx.xx-2007.jpg))
4. SORA KOZMETİK MTHS | Bilgi Toplum Hizmetleri | TTR MTHS Hizmeti
   · Sora's linked mandatory corporate-information page identifies the operator as Sora Kozmetik Sanayi ve Ticaret A.Ş. The displayed identity differs from the supplied limited-company name, without establishing the relationship between them. ([mths.ttr.com.tr](https://mths.ttr.com.tr/firmabilgileri.aspx?mersis=xx.xx))

24.205. Kosan Kozmetik Paz. ve Tic. A.Ş.

Kosan Kozmetik Paz. ■■ ■■■■ ■■■■ ■■■■■■ ■■ ■■■■■■■■ ■■■■■■■ ■■■■■■■■■ ■■■■■■ ■■■■■■■■■■ ■■■ ■■■■■■■■■■■■■ ■■■■■■■■ ■■■■■■ ■■■■ ■■■■■■■ ■■■■■■■■■■■■■ ■■ ■■■ ■■■■■■■ ■■■■■■■■■ ■■■■■■■ ■■■■■ ■■■■ ■■■■■ ■■■■■■■■ ■■■■■■■■■ ■■ ■■■■■■■ ■■■■ ■■■ ■■■■■ ■■■■■■■■ ■■■■■■ ■■ ■■■■■■■ ■■■■ ■■■■■■ ■■■■■■■ ■■■■■■■■■■■■■■ ■■■■■■■■ ■■■■■■■■■ ■■■■■■ ■■■ ■■■■■■■■■■ ■■■ ■■■■■■■■■ ■■■■■■■■■ ■■■■■■ ■■■■■ ■■■■ ■■■■ ■■■ ■■■■ ■■■■■■■■■■ ■■■■■■■■■ ■■■ ■■■■■■■■■■ ■■■■ ■ ■■■■■■■ ■■ ■■■■■ ■■■ ■ ■■■■■■■■■■ ■■■■■■ ■■ ■■■■■■■■■■ The posted cosmetic-GMP certificate specifically names the Sanayi manufacturing entity.

The exporter directory's private-label classification is an access lead, not confirmation that a particular third-party development brief will be accepted. ■ ■■■■■■■■■■■ ■■■■■ ■■ ■■■■■■■■ ■■■■■■ ■■■■■■ ■■■■■■■ ■■■■■■■■■■■■ ■■ ■■■■■■■■■■■■ ■■■■■■■■■■■ ■■■■■■■■■■■■■ ■■■ ■■■■■■■■■■■ ■■■ ■■■■■■■■■■■■■ ■■■■■■■■■ ■■■■■■■ ■■■■■■■ ■■■ ■■■ ■■■■■■■■■■■■ ■■ ■■■■■■■■■■■■■■■ ■■■■■■■■■ ■■■ ■■■■■■■■■ ■■■■■■■■■■■■■■■ ■■■ ■■■■ ■■■■■■■■■■■■ ■■■ ■■■■■■ ■■■ ■■■■■■■■■■■ ■■■■■■■■■■■ ■■■ ■■■■■■■■■ ■■■■■■■ ■■■■■■■■■■ ■■■■■■ ■■■ ■■ ■■■■■■■ ■■ ■ ■■■■■■■■■■ ■■■■■■■■■■■ ■■■■■■■■ A scoped manufacturing credential establishes a different fact from commercial access to that manufacturing capability.

Sources & Evidence

1. Quality | Flormar
   · Flormar names both Kosan's marketing and manufacturing entities across design, manufacture, storage, shipment, sales, and marketing; it identifies face, eye, lip, nail, skincare, and fragrance products, a Gebze factory, and a Çayırova logistics center. ([flormar.com](https://www.flormar.com/quality/))
2. Kosan Kozmetik Sanayi ve Ticaret A.Ş. - ISO 22716:2007 Certificate
   · The posted Bureau Veritas ISO xx.xx:2007 certificate names Kosan Kozmetik Sanayi ve Ticaret A.Ş. at Gebze and covers manufacture of color cosmetics, cologne, personal-care, and skincare products. Its named holder is the manufacturing entity, not the assigned marketing identity. ([flormar.com](https://www.flormar.com/wp-content/uploads/2024/xx.xx/kosan-cosmeticiso-xx.xx.pdf))
3. Kosan Kozmetik Paz. ve Tic. A.Ş.
   · The exporter-association directory identifies the exact assigned Kosan marketing company, links it to Flormar, and labels it manufacturer, exporter, and private label. The record provides an access lead but no project-specific third-party development commitment. ([turkishcosmetics.org](https://www.turkishcosmetics.org/detail/kosan-kozmetik-paz-ve-tic-a-s/xx.xx/))

24.206. Rowe Cosmetics

Rowe Cosmetics identifies itself as the export brand of Rowe Kozmetik San. ■■ ■■■■ ■■■■ ■■■■ ■■■ ■■■■■■ ■■■■■■■■■ ■■■■ ■■■■■ ■■■■ ■■■■■ ■■■ ■■■■■■■■ ■■■■■■■■■ ■■ ■■■■■■■■ ■■■■■■■■■■ ■■ ■■■■■■■■■■■■ ■■■■■■■■■■ ■■ ■■■ ■■■■■■■■ ■■■■■■■■ ■■■■■■■ ■■■■■■■■■■■■ ■■■ ■■■■■■■■■■■ ■■ ■■■■■■■■■■■■■ ■■■■■■■■■■■■■■■ ■■■■ ■■■■■■■■■■■ ■■■■■■■ ■■■ ■■■■■■■■■■■ ■■ ■■■■■■■■ ■■■■■■■■■■■■■■■■■■■ ■■■■■■■■■■ ■■ ■■■■■■■■■ ■■■■ ■■■■■■■■■■ ■■■■■■ ■■■■■■■■■■■ ■■■■■■■■■■■■■■ Its private-label terms state that formula ownership and exclusivity are agreed by project, separately from the buyer's brand and artwork.

■■■■ ■■■■■■■■■ ■■ ■■■■■■■■■ ■■■■■■■■ ■■■■■■■■ ■■■■■■■■■ ■■■■■■■■■■■ ■■■■■■■■■■■■ ■■■■■■■■ ■■■■■■■■■ ■■■■■■■■ ■■■ ■■■■■■ ■■■■■■■■■■■■ ■■■ ■■■■■■■■■ ■■■■■■■■ ■■■■■■■■ ■■■■■■■■ ■■■■■ ■■■■■■■■ ■■■■■■■■ ■■■■■ ■■■■■■■■■ ■■■ ■■■■■■ This provides a basis for evaluating coordinated cosmetic collections, subject to qualification of the actual product and package. The single-site execution model is a company-described capability, not an independently established delivery outcome.

Rowe's export interface includes shipment preparation and coordination with the buyer's forwarder, while its stated arrangement leaves registration and market-placement responsibility with the brand owner or appointed representative. ■■■■■■ ■■■■■■ ■■■■■■■■■ ■■■■■■■■ ■■■■■■■■■■■■ ■■■■■■■■ ■■■■■■ ■■■■ ■■■■■■■■■■■■ ■■■■■■■■■■■■■■■■ An adapted library offering can suit a brief that accepts a supplier-developed base; exclusivity-dependent positioning requires explicit rights, and buyers seeking alternative manufacturing must establish documentation and transfer access before relying on portability.

Sources & Evidence

1. Private Label Cosmetics Manufacturer in Turkey | Rowe
   · Rowe identifies itself as Rowe Kozmetik's export brand and advertises skincare, hair care, body care, and perfumes, with library adaptation, custom development, and buyer-specification manufacturing routes. It prepares international shipments and works with the buyer's forwarder while assigning registration and market-placement responsibility to the brand owner or appointed representative. ([rowecosmetics.com](https://www.rowecosmetics.com/))
2. Cosmetics Manufacturing Facility in Istanbul | Rowe
   · Rowe describes an Esenyurt facility combining development, manufacture, filling, labeling, boxing, and export preparation, with disclosed liquid, gel, cream, lotion, oil, perfume, and mist formats. Single-site coordination is a company-described capability, not an independently verified customer outcome. ([rowecosmetics.com](https://www.rowecosmetics.com/our-facility/))
3. Private Label Cosmetics Manufacturing | Rowe Cosmetics
   · Rowe offers adaptation of its ready-formula library and distinguishes this from buyer-formula manufacture and custom development. Its FAQ states that formula ownership and exclusivity are agreed per project, separately from the buyer's brand, artwork, and product names. ([rowecosmetics.com](https://www.rowecosmetics.com/private-label-manufacturing/))

24.207. Del'la Soft

■■■■■■ ■■■■ ■■■■■■■■■ ■■■■■■■■■■■■■ ■■■■■■■■■■■ ■■■■■■■■■■ ■■■ ■■■■■■■■■■ ■■■■■■ ■■■■■■■■■ ■■■■ ■■■■■ ■■■■ ■■■■■ ■■■ ■■■■■■■■■■ ■■■■■■■■■ ■■■ ■■■ ■■■■■■ ■■■■■ ■■■ ■■■■■■■■ ■■■■■■■ ■■■ ■■■■■■■■■ ■■■■■ ■■■■■■■■ ■■■■ ■■■■■■■■ ■■■ ■■■■■ ■■■■■■■■

■■■■■■■■ ■■ ■■■■ ■■ ■■■■■■■■■■■■ ■■■■■■■■■ Ready-made and custom offerings, packaging support, and destination documentation form its proposed service bundle. Operating its own brands provides a relevant product-commercialization perspective, but does not establish superior consumer acceptance or guarantee ownership of a commissioned formula.

Its most decision-relevant distinction is the advertised regulatory interface. ■■■ ■■ ■■■■■■■■■■■■ ■■■■■■ ■■■■ ■■■■■■ ■■■■■■■ ■■■■■■■■■■ ■■■■■■ ■■■■■■■■■■■■ ■■■■■■■■■■■■ ■■■■■■■■■■■■ ■■■■■■■■■■■ ■■■ ■ ■■■■■■■■■■■■■■■■■■ ■■■■■■■ ■■■■■■■ ■ ■■■■■■■ ■■ ■■■■■■■ ■■■ ■■■■■■■■■■ ■■ ■■■■■■■ ■■■■■■■ ■■■■■■■■ ■■■■■■■■■■■■■ ■■■■■■■ ■■■ ■■■■■■ ■■■■■■ ■■ ■■■■■ ■■■ ■■■■■■■■■■■ ■■■■■■■ These are different allocations of responsibility: EU placement requires an EU-established responsible person, while Great Britain requires a responsible person with a UK-established address.

An EU brand lacking that role can investigate the Greek-partner arrangement as part of its manufacturing engagement, provided the partner, designation, covered products, record access, and continuing cooperation are expressly confirmed. ■■■ ■■■■■■■■■ ■■ ■■ ■■■■■■■■■■ ■■■■■■■■■■ ■■■■■■ ■■■ ■■■■■■■■ ■■■■■■■■■■ A Great Britain buyer should not assume that the Greek service supplies its required domestic role; a capable buyer may prefer to retain that responsibility and purchase the necessary documentation support separately.

Sources & Evidence

1. Cosmetics Legislation - European Commission
   · The European Commission states that EU cosmetic market placement requires an EU-designated responsible person. This establishes why Del'la Soft's advertised Greek-partner role requires explicit designation rather than inference from manufacturing or documentation support. ([single-market-economy.ec.europa.eu](https://single-market-economy.ec.europa.eu/sectors/cosmetics/legislation_en))
2. Del'la Soft | About Us
   · Del'la Soft describes Istanbul-based manufacture, ready-made and custom offerings, its own Del'la Soft and TRUEDERM brands, EU documentation and notification assistance, and an EU responsible-person service through a Greek partner. Its UK package supports brands acting as their own responsible person, with scope dependent on the engagement. ([dellasoft.net](https://www.dellasoft.net/about))
3. Del'la Soft | Home
   · Del'la Soft expressly offers private-label development, manufacture, packaging, and UK/EU documentation for skincare, hair care, hair styling, and men's grooming products. Its dual manufacturing and own-brand role is disclosed, but superior consumer acceptance is not independently established. ([dellasoft.net](https://www.dellasoft.net/))
4. Making cosmetic products available to consumers in Great Britain - GOV.UK
   · Official Great Britain guidance requires a responsible person with a UK-established address and assigns product-information and notification duties to that role. Del'la Soft's Greek-partner service should therefore not be assumed to supply the required Great Britain role. ([gov.uk](https://www.gov.uk/guidance/making-cosmetic-products-available-to-consumers-in-great-britain))

24.208. Yemyesil Cosmetics

Yemyesil Cosmetics is oriented toward hospitality private labeling, combining cosmetic supply with broader guest-amenity activities. ■■ ■■■■■■■■■ ■■■■■■■■■ ■■■■■■■■■■■■■ ■■■■■■ ■■■■■ ■■■■ ■■■■■■■■ ■■■■ ■■■■■■ ■■■ ■■■■■■■ ■■■■■■■■■ ■■■■■■■■ ■■■■■■■ ■■■■■■■■■■■■■■■■■■■ ■■■■■■■ ■■■■■ ■■■ ■■■■■■■■■ ■■■■■■■■■■■■ ■■■ ■■■■■■■■■■■■■ ■■■■■■■■■■■■ ■■■■■■■■■■

■■■■■■■■■■■■ ■■ ■■■■■■■■■■■■ ■■■■■■■■■■■■ ■■■■■■■■■ Buyers should therefore evaluate a coordinated supplier interface without assuming that all execution assets are owned or controlled by Yemyesil.

For a hotel or amenity operator, bundling cosmetic presentation with other guest supplies can simplify procurement, but it can also obscure the developer and executing manufacturer. ■■■ ■■■■■■■■■ ■■■■■■ ■■■■■■■■ ■■■■■ ■■■■■■■■ ■■■ ■■■■■■■■■■■ ■■■■■■■■■■■■■ ■■■■■■■■ ■■■■■■■■ ■■■■■■■■■ ■■■■■■■■■■■ ■■■ ■■■■■■■■ ■■■■■■■■■■■■■■■■ ■■■ ■■■■■■■■ ■■■■■■■■■■■■■■■ ■■■■■■■■■■■■ ■■ ■■■■■■■■■■■■ ■■■■■■■ ■■■■■ ■■■■■■■■ ■■■■■■■■■■■■ ■■■■■■■■■■ ■■■■■■■■■ ■■■■■■ ■■■■■■ ■■■■■■ ■■■■■■■■■■■■ ■■■■■■■■ ■■■■■■■■ ■■■ ■■■■■■ ■■■ ■■ ■■■■ ■■ ■■■■■■■■ ■■ ■ ■■■■■■■■ ■■■■■■ ■■■■■■■■ The practical selection trigger is a verified ability to coordinate the property's cosmetic requirements; buyers requiring direct manufacturer control should preserve visibility of the execution partner rather than rely on hospitality references alone.

Sources & Evidence

1. Yemyesil Cosmetics - About
   · Yemyesil describes hospitality private labeling, cosmetic manufacture and distribution, creative design, laboratory-assisted product work, and delivery. Its manufacturing description attributes capabilities to international manufacturing partners, including shampoos, conditioners, shower gels, lotions, hand soaps, and creams. ([yemyesilcosmetics.com](https://www.yemyesilcosmetics.com/about))
2. Cosmetics Manifacturer | Yemyesil Cosmetics | Turkey
   · Yemyesil advertises private-label cosmetics, hotel-room cosmetics, personal-care products, and slippers. Its explicit Hilton Turkey supply statement concerns slippers; treating that reference as proof of a cosmetic mandate would exceed the disclosed relationship.
   ([yemyesilcosmetics.com](https://www.yemyesilcosmetics.com/))

24.209. Ottoria Kozmetik

Ottoria Kozmetik offers ready-made and custom cosmetic development with filling, packaging, labeling, and documentation support for brand founders, e-commerce sellers, pharmacies, salons, and beauty businesses. ■■■ ■■■■■■■■■ ■■■■■■■ ■■■■■■■■ ■■■■■■■ ■■■■■■ ■■■■■■■■ ■■■■■ ■■■■■■■ ■■■■■■■ ■■■ ■■■■ ■■■■■■■ ■■■ ■■■■■■■■■■ ■■■■■■■■ ■■■■■■■■■■ ■■ ■■■■■■■ ■■■■■■■■■■■ ■■■■■■■■■■ ■■■■■■ ■■■■ ■■ ■■■■■■■■■■ ■■ ■■■■■■■■■■■■ ■■■■■■■■■ Its Turkish commercial contact and advertised integrated service should be connected to the registered operator and executing site in the proposed agreement.

Tube packaging is a concrete capability distinction: Ottoria advertises filling services for creams, gels, lotions, and related cosmetics in plastic, laminate, and aluminum tubes, including buyer-supplied tubes subject to compatibility acceptance. A buyer can therefore compare a fully coordinated development-and-supply engagement with one retaining direct packaging procurement. ■■■ ■■■■■■ ■■■■■■■■■ ■■■■■■■■■ ■■■■■■■ ■■■ ■■■■ ■ ■■■■■■■■ ■■■■■■■■■ ■■■■■■■ ■■■■■ ■■■■■■ ■■■ ■■ ■■■■■■■■ ■■■■ ■■■■■■■■■■ ■ ■■■■■■■■■■■ ■■■■■■■■■■■■

Ottoria distinguishes ownership of the buyer's brand and packaging design from contractual formula-use terms, and states that formula ownership and exclusivity are defined in the project agreement. ■■■■■■ ■■■■■■ ■■■■■■■ ■■■■■ ■■■■■■ ■■■■■■ ■■■■■ ■■■■■■ ■■■■■■■■■■■

■■ ■■■■■■■ ■■■■■■■■■■■■■■ ■■■■■■■■■■■■■ Custom packaging also introduces procurement dependencies, so component approval and delivery commitments should be settled before committing the launch schedule.

Sources & Evidence

1. Ottoria Kozmetik | Private Label Cosmetics Manufacturer in Turkey
   · Ottoria advertises ready-made and custom cosmetic development, filling, packaging, labeling, and documentation support; its disclosed product families include soaps, oils, scrubs, serums, and face creams, and it publishes a Turkish commercial contact. ([ottoriakozmetik.com](https://ottoriakozmetik.com/en))
2. Private Label Cosmetic Manufacturing in Turkey | Ottoria Kozmetik
   · Ottoria offers private-label development and supply to founders, e-commerce sellers, pharmacies, salons, beauty businesses, and other brands. It distinguishes buyer ownership of brand and packaging design from contractual formula-use terms and negotiable custom-formula exclusivity. ([ottoriakozmetik.com](https://ottoriakozmetik.com/en/services/private-label-manufacturing))
3. Custom Cosmetic Formula Development | Ottoria Kozmetik
   · Ottoria advertises custom formula development and states that formula ownership and exclusivity are defined in the project contract. Resolving these rights before relying on differentiated positioning is a commercial implication, not a determination of an individual agreement. ([ottoriakozmetik.com](https://ottoriakozmetik.com/en/services/custom-formulation))
4. Cosmetic Tube Filling Services | Ottoria Kozmetik
   · Ottoria advertises cosmetic tube filling for creams, gels, lotions, and related products in plastic, laminate, and aluminum tubes, and accepts buyer-supplied tubes subject to compatibility acceptance. This supports a packaging-procurement choice, not automatic attribution of a development role to a filling-only mandate. ([ottoriakozmetik.com](https://ottoriakozmetik.com/en/services/tube-filling))
5. Cosmetic Packaging and Label Design | Ottoria Kozmetik
   · Ottoria offers primary and secondary packaging selection, artwork, procurement, and scheduling coordination, and distinguishes stock components from custom components requiring additional procurement time. Component approval and delivery commitments are therefore relevant commercial prerequisites. ([ottoriakozmetik.com](https://ottoriakozmetik.com/en/services/packaging-and-design))

24.210. SCK Zeta Kimya

■■■ ■■■■ ■■■■■ ■■■■■■ ■■■■■■■■■■■■■■■■ ■■■ ■■■■■■■■■■■■■■■ ■■■■■■■■■ ■■■■■■■■■ ■■■■■■■■■■ ■■■ ■■■■■ ■■■■■■■■ ■■■■■■■■■ It describes formulation, filling, packaging, and brand-design support from Istanbul, making it a candidate for brands seeking coordinated development and finished supply.

For importer and distributor brands, its differentiated contribution is advertised export documentation, Arabic labeling, French-Arabic packaging options, and EU notification assistance through the buyer's responsible person or recommended partners. ■■■■■■ ■■■■■■ ■■■■■■■ ■■■ ■■■■■ ■■■■■■■■■■■■■■■■■■■ ■■■■■■ ■■■■■■■■ ■■■■■■■■ ■■■■■■■■■■■■■■■ ■■■■■■■■■■■■ ■■■ ■■■■■■■■ ■■■■■■■■■■■■■■■■ ■■■■■■ ■■■■■■■■■■■■ Bundling these services can reduce interfaces, but buyers already managing regulatory and packaging functions may prefer a narrower contract; the export-support offer should not be treated as assumption of all destination obligations.

Sources & Evidence

1. Private Label Cosmetics Manufacturer in Turkey
   - SCK describes Istanbul-based formulation, filling, and packaging for supplier-library and custom-developed skincare, haircare, baby-care, and men's grooming products.
   - Its export offering includes Arabic labeling, French-Arabic options, documentation, and EU notification assistance through the buyer's responsible person or recommended partners.
2. About SCK Zeta Kimya | Turkish Private Label Manufacturer
   - SCK advertises turnkey formulation-to-packaging services, custom formula development, packaging design, brand-identity support, and Turkish and EU compliance assistance.
   - Comparing the coordinated offer with a narrower engagement is a conditional commercial interpretation of these separately described services.

24.211.Mermaid Pack

[illegible] Its proposition includes integrated private-label supply and selected stages using buyer-provided formulas or bulk products.

Brands needing coordinated cosmetic and package development can evaluate this combined interface. [illegible] Purchasing filling or packing alone retains a narrower scope; the advertised services do not establish factory ownership or exclusively internal execution.

Sources & Evidence

1. PRIVATE LABEL COSMETICS
   - Mermaid Pack advertises optional formulation development, packaging and mold engineering, filling, assembly, export preparation, and selected or integrated contract-production services in Türkiye.

24.212. MKN GROUP

MKN GROUP offers formulation and commissioned supply for creams, serums, shampoos, skincare, and selected liquid makeup in Türkiye. Its cosmetics offering expressly includes private-label and OEM/ODM engagements. [illegible]

The distinctive complementary service is e-commerce fulfillment, including inventory-system integration, order preparation, and returns management. A brand lacking these capabilities can assess combined manufacturing and fulfillment, but should require a named cosmetic executing entity and agreed responsibility for the handoff into warehousing, inventory-data access, and returns. [illegible]

Sources & Evidence

1. Kozmetik Fason Üretimi - GMP ISO 22716 Sertifikalı | MKN GROUP
   - MKN advertises custom formulation and private-label/OEM/ODM cosmetic services for creams, lotions, serums, shampoos, skincare, and selected liquid makeup.
   - The published offering establishes a claimed development contribution rather than only packaging or marketing activity.
2. Üretim Tesislerimiz | ISO Sertifikalı Fason Üretim Tesisleri | MKN GROUP
   - MKN's facilities presentation identifies Aspar İlaç Kozmetik Gıda Sanayi A.Ş. for cosmetics, including creams, serums, shampoos, and haircare.
   - This is MKN's description of its execution resources; it does not independently establish site ownership or engagement-specific contractual control.
3. E-ticaret Operasyon & Fulfillment Hizmetleri | MKN GROUP
   - MKN separately advertises warehousing, inventory tracking, e-commerce platform integration, order fulfillment, and returns management.
   - Selection of a combined cosmetic-supply and fulfillment engagement is conditional on service inclusion, usable integration, data access, and responsibility allocation.

24.213. Anna Lotan Ltd.

Anna Lotan Ltd. describes in-house skincare development and manufacture at its Or Akiva, Israel, factory, including customization, evaluation before production commitment, filling, packaging, and regulatory-documentation support. ■■■ ■■■■■■■■■■■■■ ■■■■■■■ ■■■■■■■■■■ ■■■■■ ■■■■■■■■■■ ■■■ ■■■■■■■■ ■■■■ ■■■■■■■■■■ ■■■ ■■■■■■■ ■■■ ■■■■■■■■■■■■■■■■■■■■■■■■■ ■■■■■■■■■

■■■ ■■■■■■■■ ■■■■■ ■■■■■■■■■■ ■■■■■■■■■■■■■■■■■■■■ ■■■■■■■■ ■■■■■ ■■■■■ ■■■ ■■ ■■■■■■■■■■ ■■ ■■■■■■■■■■ ■■■■■ ■■■■■■■■ ■■■■■■■■■■■■ ■■■■■■■■ ■■■■■■■■■■■■ ■■■■■■■■■ ■■■ ■■■■■■■ ■■ ■■■ ■■■■■■■■■■ ■■■■■■■■■ ■■■■■ ■■■■■■■■■■■■ ■■■■■■■■■■■■ ■■■■■■■■■■■■■■■■■■■■■■■ ■■■■■■■■■■■■ ■■■ ■■■■■■■ ■■ ■■■■■■■■■■ ■■■■■■■■■■■ ■■■■■ ■■■■■■■■■■■■■■ ■■■■■■■■

Professional beauty commissioners should qualify the intended treatment-use or take-home offering and expressly agree any training, product-support, or distribution entitlements. Integrated skincare development can be useful when those capabilities match the brief; a buyer requiring assured channel placement should not infer it from the existing branded distributor network.

Sources & Evidence

1. Private Label Services | Anna Lotan Manufacturer
   - Anna Lotan describes in-house skincare development and manufacture, customization, evaluation before production commitment, filling, packaging, and regulatory-documentation support.
   - Its private-label offering addresses brands and clinics, including retail and professional-treatment lines; the page lists Or Akiva, Israel.
2. Anna Lotan Company | Anna Lotan Manufacturer
   - Anna Lotan describes Anna Lotan Pro as a professional line supported by workshops and training programs.
   - These branded professional assets support channel-familiarity analysis but do not establish training or distribution entitlements for private-label customers.

3. Locations | Anna Lotan Manufacturer
   - Anna Lotan states that official distributors provide professional cosmeticians with training, guidance, and access to its catalog.
   - The page describes distribution of the company's branded products, not guaranteed channel access for a separately commissioned brand.

24.214. Dats Premium Cosmetics

Dats Premium Cosmetics positions its private-label offer around Dead Sea mineral-based skincare, bodycare, and haircare, with stock formulas and bespoke development. ▪▪▪ ▪▪▪▪▪▪▪▪▪ ▪▪▪▪▪▪▪▪▪ ▪▪▪▪▪▪▪▪ ▪▪▪▪▪▪ ▪▪▪▪▪▪▪▪▪▪ ▪▪▪▪▪ ▪▪▪ ▪▪▪▪▪▪▪▪▪▪▪▪▪ ▪▪▪▪▪▪▪▪ ▪▪▪ ▪▪▪▪ ▪▪▪▪▪▪ ▪▪▪ ▪▪▪▪▪ ▪▪▪▪▪▪▪▪ ▪▪▪▪▪▪▪▪▪ The Israeli business advertises development, packaging design, and manufacturing services.

For a brand seeking a mineral-focused concept, the catalog provides a starting point while custom development accommodates a more tailored brief. ▪▪▪▪ ▪▪▪▪ ▪▪▪▪▪▪▪▪▪▪ ▪▪▪▪▪▪▪ ▪▪▪▪▪▪▪▪ ▪▪ ▪▪▪▪▪▪▪▪▪▪ ▪▪ ▪▪▪▪▪▪▪▪▪▪▪▪▪▪▪▪▪▪▪▪▪▪▪▪ ▪▪▪▪▪▪▪ ▪▪▪▪▪▪▪ ▪▪▪▪▪▪▪▪▪▪ ▪▪▪ ▪▪▪▪▪▪▪ ▪▪▪▪▪▪▪▪▪▪▪▪ ▪▪▪▪▪▪▪▪▪▪ ▪▪▪▪ ▪▪▪ ▪▪▪▪▪▪▪▪▪▪▪▪▪ ▪▪▪▪▪▪ ▪▪ ▪▪▪ ▪▪▪▪▪▪▪▪▪▪ ▪▪▪▪▪▪▪ ▪▪▪▪ ▪▪▪▪▪▪ ▪▪▪▪▪▪▪ ▪▪▪▪ ▪▪▪▪ ▪▪▪▪▪▪▪▪▪▪▪▪ ▪▪▪▪▪▪▪▪▪▪▪▪ ▪▪▪▪▪▪▪ ▪▪▪ ▪▪▪ ▪▪▪▪▪▪▪▪▪ ▪▪▪▪▪▪▪▪▪▪▪▪▪ ▪▪▪▪▪▪▪ ▪▪ ▪▪▪▪▪▪▪▪▪▪▪▪▪ ▪▪▪ ▪▪▪ ▪▪▪▪▪▪▪ ▪▪▪▪▪▪▪▪▪▪ ▪▪▪▪▪▪▪▪▪▪▪▪ ▪▪▪▪▪▪▪▪▪▪▪▪ ▪▪▪▪▪ ▪▪ ▪▪▪▪▪▪▪▪▪▪▪▪▪ A catalog route is less suitable when the brand requires contractually protected differentiation.

Sources & Evidence

1. Products - Dats Premium Cosmetics
   - Dats offers stock formulations and bespoke development with Dead Sea-focused positioning.
   - Its private-label portfolio includes facial care, bodycare, haircare, and men's grooming, including cleansers, moisturizers, masks, shampoos, and hair masks.
2. About DATS Premium Cosmetics - Your Private Label Partner
   - Dats identifies itself as an Israeli business offering skincare formulation, design, packaging, and manufacturing services.
   - It advertises custom formulas as exclusive; the page does not establish an individual customer's negotiated exclusivity or permitted-use provisions.
   - Checking offering-specific claim support and contractual differentiation is a recommendation, not verification of advertised performance.

24.215. Danlog Intercosma Ltd.

▪▪▪▪▪▪ ▪▪▪▪▪▪▪▪▪▪ ▪▪▪▪ ▪▪▪▪▪▪ ▪▪▪▪▪▪▪▪ ▪▪▪▪▪▪▪▪▪▪▪ ▪▪▪ ▪▪▪▪▪▪▪▪▪▪▪ ▪▪▪ ▪▪▪▪▪▪▪▪▪ ▪▪▪▪▪▪▪▪▪ ▪▪ ▪▪▪▪ ▪▪ ▪▪▪▪▪▪ ▪▪▪▪▪▪▪▪ Its published capabilities cover facial and bodycare, haircare including professional products, fragrance, and sun-care offerings, together with filling and packaging. It describes in-house development resources and lists an Israeli business address in Rosh Ha'ayin.

▪▪▪ ▪▪▪▪▪▪▪▪ ▪▪▪▪▪▪ ▪▪▪▪▪▪▪▪▪▪▪▪ ▪▪▪▪▪▪▪▪ ▪▪▪▪▪▪▪▪▪▪▪▪ ▪▪▪▪▪▪▪▪ ▪▪▪▪▪▪▪ ▪▪▪▪ ▪▪▪▪▪▪▪ ▪▪▪▪▪▪▪▪▪▪▪▪ ▪▪▪▪▪ ▪▪▪▪▪▪▪▪▪ ▪▪▪ ▪▪▪▪▪▪▪▪▪ ▪▪▪▪▪▪▪▪▪▪▪▪ ▪▪ ▪▪▪▪▪▪▪▪ ▪ ▪▪▪▪▪▪▪▪▪▪▪▪ ▪▪▪▪▪▪▪▪ ▪▪▪▪▪▪▪▪ ▪▪▪▪▪▪▪ ▪▪▪ ▪▪▪▪▪▪▪▪▪ ▪▪▪▪▪▪▪▪▪▪▪▪ ▪▪▪ ▪▪▪▪▪▪▪▪▪ ▪▪ ▪▪▪▪▪▪▪▪▪▪▪ ▪▪▪▪▪▪▪▪▪▪▪▪▪ ▪▪▪▪▪▪▪ ▪▪▪▪▪▪▪▪▪▪▪▪ ▪▪▪▪▪▪▪▪▪▪▪▪ ▪▪▪▪▪▪▪▪▪▪▪▪▪▪▪▪▪▪▪▪ ▪▪▪

RESEARCH SAMPLE REPORT

■■■■■■■■■■■■ ■■■■■■■■■■■ ■■■■■■■■■ ■■■■■■ ■■■ ■■■ ■■■■■■■■■■ ■■■■■■■■■■ ■■■■■■■■■■■■■■■ ■■■■■■■■■ Physical distribution capability should not be mistaken for retailer commitment or guaranteed shelf access. A specialist ODM plus an independent logistics provider remains an alternative for buyers wanting separate control of product and channel relationships.

Sources & Evidence

1. Production | Danlog-Intercosma | □□□□□□□□□□-□□□□□□
   - Danlog describes cosmetic manufacture for external customers and group brands, supported by in-house development, filling, and packaging.
   - Its portfolio includes facial care, bodycare, haircare, professional hair products, fragrance, and sun care; the page lists Rosh Ha'ayin, Israel.
2. About | Danlog-Intercosma | □□□□□□□□□□-□□□□□□
   - Danlog identifies Danshar Group ownership and offers warehousing, order handling, transportation, and nationwide distribution in Israel.
   - Combining cosmetic supply with domestic fulfillment is a conditional sourcing option; physical logistics services do not establish an individual brand's retailer commitment.

24.216. Pastel Cosmetics Laboratories Ltd.

■■■■■■ ■■■■■■■■■ ■■■■■■■■■■■■ ■■■■ ■■■■■■■■■■■ ■■ ■■■■■■■■■■■■■ ■■■■■■■■ ■■■ ■■■■■■ ■■■ ■■■■■■■■■ ■■■■ Its offer includes supplier-developed shampoos, masks, and serums, with development, production, filling, packaging, and shipping coordinated in one place. It lists a business address in Kiryat Malachi, Israel.

The company also offers bulk manufacture of buyer-provided formulas for buyer-controlled filling and packing. Commissioners should compare bulk and finished-supply proposals on delivered scope and confirm the actual development contribution. ■■■■ ■■■■■■■■ ■■■■■■■■ ■■■■■■■■■ ■■■■■■■■ ■■■ ■■■■ ■■■■■■■■■■ ■■■■■■■■■■■■■■■■■ ■■■■■■■■■■ ■■■■■■■ ■■■■■■■■ ■■■■■ ■■■■■■■■■■■ ■■ ■■■■■■■■■ ■■■■■■■■■■■■■ ■■■■■ ■■■■ ■■■ ■■ ■■■■■■ ■■■■■■■■■■■ ■■ ■■■ ■■■■■■■■■■■■ ■■■■■

Sources & Evidence

1. Pastel Cosmetics Laboratories Ltd - Private Label
   - Pastel advertises developed private-label haircare with production, filling, packaging, and shipping coordinated in one place.
   - It also offers bulk manufacture of buyer-provided formulas for buyer-controlled filling and packing.
   - Separating delivery scope from the actual development contribution is a commercial interpretation.
2. Pastel Cosmetics Laboratories Ltd - About
   - Pastel describes haircare specialization and products developed for hairstylists, salon customers, and use at home.
3. Pastel Cosmetics Laboratories Ltd - Contact Us
   - Pastel's contact page lists a business address in Kiryat Malachi, Israel.

24.217. A. Attar Cosmetics

A. Attar Cosmetics offers a specialist procurement route for private-label color cosmetics, particularly eye, lip, and brow pencils. ■■■ ■■■■■■■ ■■■■■■■■ ■■■■■■■■■ ■■■■■■■■■■■■■■■■■

[illegible] These broader listings should be assessed individually rather than treated as evidence that every format follows the same manufacturing arrangement.

Packaging is a material coordination dependency: the company guides customers toward containers and packaging from external suppliers and makes its filling timetable dependent on packaging reaching the factory. Brand operators and professional makeup businesses commissioning a pencil or brow collection should approve the cosmetic reference and packaging responsibilities before fixing launch commitments. [illegible]

Sources & Evidence

1. [illegible] | A. Attar Cosmetics
   - A. Attar advertises customer-specific development and Israeli manufacture of eye, lip, and brow pencils. It describes guidance toward external packaging suppliers and conditions its filling timetable on packaging reaching the factory. (attarcosmetics.co.il)
2. [illegible] | A. Attar Cosmetics
   - The company's brow catalog lists pencils, markers, microblading-style pens, and gel mascaras and identifies its Petah Tikva business location. The catalog does not establish the execution arrangement for each listed format. ([attarcosmetics.co.il](https://attarcosmetics.co.il/categories/brows))

24.218. CMK Yozma Ltd.

CMK Yozma Ltd. describes a cosmetics development and manufacturing business in Jerusalem's Atarot industrial area, serving both its own brands and customers commissioning private-label personal care products. [illegible]

A buyer seeking its own product identity should request a defined development-and-supply proposal rather than equate access to CMK's branded products with an ODM commission. [illegible] Before selection, establish the intended category, executing site, supplied completion state, and supporting records; the corporate description alone does not establish these commitments.

Sources & Evidence

1. [illegible] | LinkedIn
   - CMK Yozma's company-controlled description identifies cosmetics development and manufacturing in Jerusalem's Atarot industrial area, with both own-brand personal care products and customized private-label manufacturing services. ([il.linkedin.com](https://il.linkedin.com/company/cmk-yozma))

24.219. N&D

N&D presents an integrated private-label offer combining custom cosmetic development, manufacturing, branding, packaging, and Israeli Ministry of Health liaison. ■■ ■■■■■■■■■■ ■ ■■■■■■■ ■■ ■■■■■■ ■■■■■■ ■■■ ■■■■■■■■■■ ■■■■ ■■■■■ ■■■■ ■■■■ ■■■ ■■■■■■■■■■ ■■■ ■■■■■■ ■■■■■■■ ■■■■■■■■■■ ■■■ ■■■■■■■ These are company-reported capabilities rather than independently demonstrated delivery outcomes.

For founders without internal design resources, the distinctive proposition is coordination of the cosmetic and its brand presentation. Buyers should compare that bundle with retaining their existing design team and approve product and artwork deliverables separately. ■■■■■■■■ ■■■ ■■■■■■■■■■■ ■■■■■■■ ■■■■■■■■■ ■■■■■■■■■ ■■■■■■■■■■■■■ ■■■■■■■ ■■■ ■■■■■■■■■■■■■■■■■■■■ ■■■■■■■ ■■■■■ ■■■■■■ ■■■■■■■■■■■ ■■■■■■■ ■■■■■■■■■■ ■■■■■■■■ ■■■■■■ ■■■ ■■ ■■■■■■■ ■■ ■ ■■■■■■■■■■ ■■ ■■■■■■■■ ■■■■■ ■■■■■■■■■■■■■ ■■■■■■■■■■■■

Sources & Evidence

1. Home | ndgroupcosmetics
   - N&D describes custom development, manufacture, branding, packaging, and Israeli Ministry of Health liaison, identifies a Rishon LeZion factory, and lists hair care, body oils and fragrance, and facial care products. ([ndgroupcosmetic.com](https://www.ndgroupcosmetic.com/))

24.220. Plan Cosmetic IL LTD

■■■■ ■■■■■■■■ ■■ ■■■ ■■■■■■ ■■■■■■ ■■ ■■■■■■■ ■■■■■■■■ ■■■■■■■■■■■ ■■■ ■■■■■■■■■■■ ■■■■■■■ ■ ■■■■■■■■■■■■ ■■■■■■ It explicitly describes working with selected manufacturers and specialists, with private-label services spanning formula selection or custom development and commissioned supply. Its identifiable asset is management of the supplier interface, not evidence of an owned factory.

The service package includes packaging design coordination, production monitoring, technical and regulatory documentation support, and international shipment coordination. Its pre-shipment inspection offer addresses documents and finished-product presentation and provides a discrepancy report. ■■■■■ ■■■■■■■■ ■■■ ■■■■■■■■ ■■ ■■ ■■■■■■■■ ■■ ■■■■■ ■■■■■■■■ ■■■■ ■■■■■■ ■■■■■■■■ ■■■■■■■■■ ■■ ■■■■■■■ ■■■■■■■■■■■ ■■■ ■■■■■■ ■■■■■■■■■

■ ■■■■■■■ ■■■■■■■■■■ ■■ ■■■■■■■■■■ ■■■■ ■■■■■ ■■■■■■■■ ■■■■■ ■ ■■■■■■■■ ■■■■■ ■■■■■■■■■■ ■■■■ ■■■■■■ ■■■■■■■■■■■ ■■■■■■■■ ■■■ ■■■■■■ ■■■■■■■■■■■■■ ■■■■■■■■■■■ ■■■■■■ ■■■■■■■■■■■ ■■■■■■■■■■■■■ ■■■■■■■■■■■■■ ■■■■■■■ ■■■■■■■■■■■■■■■■ ■■■■■■■■■■■ ■■■ ■■■■■■■■ ■■■■■■■■ ■■■ ■■ ■■■■■■■■■ ■■■■■■■■ Coordination adds a commercial layer and can reduce direct control; direct manufacturer engagement is preferable when the buyer already manages these interfaces. Formula development support and finished-goods coordination should be expressly contracted rather than inferred from an introduction to a manufacturer.

Sources & Evidence

1. Plan Cosmetic IL - Israeli Cosmetics - About
   · Plan Cosmetic IL describes itself as an Israeli cosmetics development and manufacturing coordination company working with selected manufacturers and industry specialists, supporting the profile's distinction between coordination and owned-factory capability. ([plancosmeticil.com](https://plancosmeticil.com/about-xx.xx/))
2. Plan Cosmetic IL - Israeli Cosmetics - Services
   · Plan Cosmetic IL advertises custom formula development, packaging design coordination, production monitoring, technical and regulatory documentation support, and international shipment coordination. These advertised services support the conditional managed-procurement assessment. ([plancosmeticil.com](https://plancosmeticil.com/services/))
3. Plan Cosmetic IL - Israeli Cosmetics - Pre shipment Inspection
   · Plan Cosmetic IL offers pre-shipment review of documents and finished-product presentation, discrepancy reporting, and information intended to support a buyer's shipment-release decision. ([plancosmeticil.com](https://plancosmeticil.com/pre_shipment_inspection/))

24.221. Chic-Hlavin Cosmetic Group

Chic-Hlavin Cosmetic Group combines owned cosmetic brands with private-label development and reported production, filling, packaging, warehousing, and distribution capabilities in Yavne, Israel. ■■■ ■■■■■■■■■ ■■■■■■■■■ ■■■■■■ ■■■■ ■■■■■■■■■■ ■■■■■■■■■■■■ ■■■■ ■■■ ■■■■■ ■■■■■■ ■■■■ ■■■■■■ ■■■■■■■■ ■■■■■■■■■■ ■■■ ■■■ ■■■■■■ The company describes research and development serving both branded and customer products, making it relevant to buyers seeking development and finished-product supply through one commercial relationship.

The group also reports a domestic marketing and distribution network and international relationships with retail chains and distributors. ■■■■ ■■ ■ ■■■■■■■■■■■■■ ■■■■■■■■■■ ■■■■■■■ ■■■ ■■■■■■■ ■■■ ■ ■■■■■■■■■■■■ ■■■■■■■■■■■■■ ■■■■■■■■ ■■■■■ ■■ ■■■■■■■ ■■■■■■■■■■ ■■■■■ ■■■ ■■■■■■■■■■■■■ ■■ ■■■ ■■■■■■■■ ■■■ ■■■■■■■■ A buyer should distinguish product supply, destination support, and any channel-placement commitment when comparing proposals.

For a multi-category program, confirm which categories and formats are covered by the specific private-label agreement and executing facility. ■■■ ■■■■■■■■ ■■■■■■■■ ■■■ ■■■■■■■■■■■ ■■■■■■■■■■■ ■■■ ■■■■■■■■■■■■■■■■■ ■■■ ■■■■■■■■ ■■■■■■■■■■■■■■■■■■■■■ ■■■■■■■■■■■■■■ ■■ ■■■■■■■■■■■ ■■■■■■■■■■■■■ ■■■ ■■■■■■■■■ ■■■■■■■■■■■■■■ ■■■■■ ■■■■■■■ ■■■■■■■■ ■■■■■■■■■■■■■■■ ■■■■■■■■■ ■■■■■■■ ■■■■■■■■■ ■■■■■■■■■■■■ ■■■■■■■ ■■■ ■■■■■■■■■■■■ ■■■■■■■■■■■ ■■■■■ ■■■ ■■■■■■■■■■■■ ■■■■■■■■■■■ Corporate breadth does not establish interchangeable qualification across every listed offering.

Sources & Evidence

1. About Chic Hlavin Cosmetic Group | Chic Hlavin
   · Chic-Hlavin describes private-label development alongside owned brands, production, filling, packaging, warehousing, and distribution facilities, and relationships with domestic outlets and international retail chains and distributors. These are group-reported capabilities, not commitments to distribute a customer's commissioned product. ([chichlavin.com](https://chichlavin.com/en/about/))

2. Chic | Chic Hlavin
   · The Chic page lists hair, skin, nail, deodorant, sun-care, makeup, and fragrance products, identifies Yavne, and states that research and development serves branded and private-label products. It reports cosmetic GMP credentials without independently establishing their engagement-specific scope. ([chichlavin.com](https://chichlavin.com/en/product-category/chic/))

24.222. L'Origine

L'Origine presents a broad private-label development and supply platform covering skin, body, hair, nail, personal fragrance, and cosmetic aerosol products. ■■■ ■■■■■■■■■ ■■■ ■■■■■■ ■■■■■■■■ ■■■■■■■ ■■■■■■■■■■■■ ■■■■■■■ ■■■■■■■■ ■■ ■■■■■■■■■■■■■ ■■■■■■■■■ ■■■■■■■ ■■■ ■■■■■■■■■ ■■■■■■■■■■ ■■■■■■■■ ■■■ ■■■■■■■■■■■■■■■■ ■■■■■■■■■ ■■■ ■■■■■■■ ■■■■ ■■■■■■■■■■ ■■■■■■■■■■■ ■■ ■ ■■■■■■■■■■ ■■■■■■■■ ■■■■■■■■■■■■■■ ■■■■■■ ■■■■■■■ ■■■■■■■■■■■ ■■■■ ■■■■■■■■■■■■■ ■■■■■■■■■■■ ■■■■ ■■■ ■■■■■■■■■■■■ ■■■■■■■■■■■■■ ■■■■■■■■ ■■ ■■ ■■■ ■■■■■■■■■■■■ Its separately advertised household lines do not establish additional cosmetic capability.

The company identifies a Sharjah headquarters and publishes regional operating contacts that include the UAE, Lebanon, and Saudi Arabia. ■■■■ ■■ ■ ■■■■■■■■■■■■■■■■■ ■■■■■■■■ ■■■■ ■■■■■■■■■■■■ ■■■■■■■■■■■■■ ■■ ■■■■■■■■ ■■■■■■■■■■ ■■■■■■■ ■■■■■ ■■■■■■■■■ ■■ ■■■■■■■■■■■■■ ■■■■■■■■■■■■ ■■ ■■■■ ■■■■■■■■■ Its reported quality credentials and registration support are relevant qualification leads, but do not establish universal destination acceptance.

■ ■■■■■ ■■ ■■■■■■■■ ■■■■■■■■■■■■ ■ ■■■■■■■■ ■■■■■■■■ ■■■■■■ ■■■■■■■■ ■■■■■■■■ ■■ ■■ ■■■■■■■■ ■ ■■■■■■■■ ■■■■■■■■ ■■■■■■■■ ■■ ■■■■■■■■ ■■■■■■■■■ ■■ ■■■■■■■■■■■■■ ■■■■■■■ ■■■■■■■■■■■■ ■■■■ ■■■■■■■■ ■■■ ■■■■■■■■■■■ ■■■■■■■ ■■■ ■■■■■■■■■ ■■■■■ ■■■■■■■ ■■■■■■■■■ ■■ ■■■■■■■ ■■■■■■■■ ■■■■■■■■■■■■■ ■■■■■■■■ ■■■■■■■■■ ■■■■■■■■■■■■■■■ ■■■ ■■■ ■■■■■ ■■■■■■■■■■■■■■■■■■■■ ■■■■■■■■■■■■■ Network breadth can provide sourcing options, but adds verification interfaces; a named-site proposal is preferable to relying on a group-wide promise. Reassess the arrangement when the destination, format, claims, or execution location changes.

Sources & Evidence

1. OEM & ODM Private Label Cosmetics Manufacturer UAE | L'Origine
   · L'Origine distinguishes custom ODM private-label services from manufacture using a customer's existing specification and lists cosmetic fragrance, nail, skin, hair, and aerosol offerings alongside separate household activities. ([lorigine.me](https://lorigine.me/odm/))
2. About L'Origine - 35+ Years in Private Label Cosmetics Manufacturing | UAE
   · L'Origine identifies a Sharjah headquarters and publishes UAE, Lebanese, and Saudi operating contacts. It reports manufacturing-quality credentials and regional registration support; the page does not independently corroborate factory ownership or common legal control. ([lorigine.me](https://lorigine.me/about-us/))
3. FAQ | L'Origine Private Label Cosmetics Manufacturer
   · L'Origine offers ready-made formula adoption or customization and custom development, packaging design and sourcing, filling, finished-product delivery, and target-market registration support. Its FAQ also distinguishes manufacture to a customer's proprietary specification. ([lorigine.me](https://lorigine.me/faq/))

24.223. Ard Al Jamal Cosmetics Manufacturing L.L.C.

■■■ ■■ ■■■■■ ■■■■■■■■■ ■■■■■■■■■■■■■ ■■■■■■ ■■■■■■■■ ■ ■■■■■■■■■■■■■■ ■■■ ■■■■■■■■■■■■■ ■■■■■■■■ ■■■■ ■■■■■ ■■■■■■■■■■ ■■■■ ■■ Its customer offer covers skin, hair, body, and personal care, including salon and spa product formats. The private-label service connects a commercial brief with product development, packaging and artwork coordination, documentation, manufacture, and finished-goods delivery.

The company's manufacturing description emphasizes coordinated execution, supplier traceability, approved references, controlled artwork, and project records. These advertised capabilities make product presentation and documentation part of the commercial proposition rather than treating bulk cosmetic supply as the sole deliverable. ■■■■■■■■■ ■■■■■■■■■■■■ ■■■■ ■■■ ■■■■■■■ ■■■■■ ■■■■■■■■■■ ■■■ ■■■■■■■■■■ ■■■■■■■■ ■■ ■■■■■■■■■■ ■■■■■■■■■ ■■ ■■■■ ■■■■■■■■■■■■■ ■■■■■■■

A brand or professional beauty business seeking packaged supply should request a responsibility schedule identifying the manufacturer, component suppliers, record access, release responsibilities, and destination support. Confirm that the selected product and usage setting are covered before approving artwork or a launch commitment. ■■■■■■■■■■■ ■■■■■■■■■■■■ ■■■ ■■■■■■ ■■■■■■■■■■ ■■■■■■■ ■■■■■■■■■■■ ■■■ ■■■■■■■■■■■■ ■■■■■■ ■■■■■■ ■■■■■■■■■■ ■■■■■■■■ ■■■ ■■■■■ ■■■■■■■ ■■■■■■■■■ ■■■■■■■■■■■ ■■■ ■■■■■■■■■■ ■■■■■■■■■ ■■■■■■■■■■ ■■■■■■ ■■■ ■■ ■■■■■■■ ■■ ■■■■■■■■ ■■ ■■■■■■■■■■■ ■■ ■■■■■■■ ■■■■■■■■■■ ■■■■■■■■■■■■ ■■■ ■ ■■■■■■■■■■ ■■■■■■■■

Sources & Evidence

1. About | Ard Al Jamal
   · Ard Al Jamal identifies its exact corporate name and Dubai Investment Park xx.xx location and describes operating both its own consumer brand and a private-label business. ([ardjamal.com](https://www.ardjamal.com/about))
2. Private Label Cosmetics Manufacturer in Dubai | Ard Al Jamal
   · Ard Al Jamal advertises private-label skin, hair, body, personal, and salon/spa care, with product development, packaging and artwork coordination, documentation, manufacture, and release for delivery. ([ardjamal.com](https://www.ardjamal.com/private-label))
3. Cosmetics Manufacturing in Dubai, UAE | Ard Al Jamal
   · Ard Al Jamal describes manufacturing coordination, supplier traceability, approved product references, controlled artwork and project records, and integrated consideration of product and packaging. The description does not establish ownership of each executing asset. ([ardjamal.com](https://www.ardjamal.com/manufacturing))

24.224. Beauty Factory

■■■■■■ ■■■■■■■ ■■■■■■ ■ ■■■■■■■■■■■■■■■ ■■■■■ ■■■ ■■■■■■■■■■■■■■ ■■■■ ■■■■■ ■■ ■■■■■■■■■■ ■■■■■■ ■■■■■■■■■■■■ ■■■■■■■■■ ■■■ ■■■■■ ■■■■■■■ ■■■■■■■■ ■■■ ■■■■■■ ■■■■■■■■ ■■■■ ■■■■■■■■■■ ■■■■■■■■ ■■ ■■■■■■■■■■■■■■■■■■■ ■■■■■■■■■ Its stated UAE offering also includes shampoos, conditioners, facial care, spa products, and perfume. A salon brand extending professional products into take-home care can discuss related categories through one provider, provided each intended offering is qualified separately.

[illegible] Approve a program only after product scope, destination documentation, packaging deliverables, and continuing support are agreed. Integrated engagement can simplify coordination but concentrates dependence on the provider's agreed responsibilities.

Sources & Evidence

1. Beauty Factory
   · Beauty Factory advertises custom cosmetic development, packaging and label design, filling, and brand support; its stated customers include salons, spas, and private brands. It lists Motor City, Dubai as its contact location. These descriptions support an integrated-service proposition, not independent factory qualification. ([beautyfactoryuae.com](https://www.beautyfactoryuae.com/))
2. About Beauty Factory - UAE-based cosmetics manufacturer & private label producer
   · Beauty Factory describes UAE manufacture and a portfolio encompassing professional hair-straightening products, shampoos, conditioners, perfume, facial care, and spa products. Offering-specific qualification is an analytical implication rather than a verified customer outcome. ([beautyfactoryuae.com](https://www.beautyfactoryuae.com/about.html))

24.225. Fayfa Chemicals Factory (LLC)

Fayfa Chemicals Factory (LLC) has a personal-cleansing offering within its broader chemical business. Its materials identify hand wash, shampoos, conditioners, and private-label services, while its contract-manufacturing description includes development or adaptation, packaging, and GCC delivery coordination. [illegible]

[illegible] Buyers relying on certification should obtain a successor document covering the intended products and site before acceptance; the published certificate does not establish renewal or its absence. A regional cleansing program is therefore conditional on current site qualification, the agreed development contribution, and destination documentation rather than general corporate certification claims.

Sources & Evidence

1. Toll blending | Private label Chemical manufacturer Dubai UAE
   · Fayfa advertises private labeling and lists hand wash, shampoos, and conditioners among its offerings. The same service page covers industrial and household chemicals, supporting separation of personal-cleansing capability from broader corporate activities. ([fayfachemicals.com](https://www.fayfachemicals.com/ourservices/))

2. Contract Manufacturing for Cleaning Chemicals: Partner with Fayfa for Cost-Effective, Scalable Solutions
   · Fayfa describes development or adaptation, private-label packaging, and export logistics across the GCC. The article primarily concerns cleaning products and identifies cosmetics as another business category; it does not establish equivalent capability for every cosmetic offering. ([fayfachemicals.com](https://www.fayfachemicals.com/2026/xx.xx/xx.xx/contract-manufacturing-cleaning-chemicals-uae/))
3. Hand Soap Manufacturers and Suppliers in Dubai UAE
   · Fayfa presents moisturizing hand wash as a Dubai-manufactured product for homes, hotels, schools, and institutional settings, and invites contract-manufacturing and private-label inquiries. Product performance and approval claims are not adopted as independently established outcomes. ([fayfachemicals.com](https://www.fayfachemicals.com/home-and-personal-care/hand-soap-manufacturers-suppliers-dubai/))
4. SGS Certificate AE23/00000418 - Fayfa Chemicals Factory LLC - ISO 22716:2007
   · SGS Certificate AE23/xx.xx names Fayfa Chemicals Factory LLC at Al Quoz Industrial Area xx.xx Dubai, under ISO xx.xx:2007. Its scope is manufacture of hand sanitizers, liquid soaps, and shampoos, and its stated validity runs from August xx.xx 2023 through August xx.xx 2026, subject to satisfactory surveillance audits. It does not establish successor certification. ([fayfachemicals.com](https://www.fayfachemicals.com/wp-content/uploads/2025/xx.xx/GMP-2023.pdf))

24.226. Paradise Cosmetic

Paradise Cosmetic offers a Lebanon-made private-label program combining skincare and body-care formula selection, customization, packaging design, manufacture, and branded delivery. It addresses entrepreneurs, spas, salons, and beauty influencers. ■■■ ■■■■■ ■■■■■■■ ■■■ ■■■■■■■■■■■ ■■ ■■■■■■ ■■ ■ ■■■■■■■ ■■■■ ■■■■■■■ ■■ ■■■■■■■■ ■■■■■■■ ■■■■■■■■■ ■■■ ■■■■■■■■■■■■■■■■ ■■■■■■■■■■■ ■■■■■■ ■■■■ ■ ■■■■ ■■■■■■■■■■■■■ ■■■■■■■■

A commissioner should distinguish formula adoption, adaptation, and separately commissioned development in the brief. Customization alone does not establish exclusive rights or buyer ownership. ■■■■■ ■■■■■■■■■ ■■■■■■■ ■■■■ ■■■■■■■■■■■■■■■■■■■■■■■■■ ■■■■■■■ ■■■ ■■■■■■■■■■ ■■■■■ ■■■■■■■■■■■ ■■■■■■ ■■■■■■■■ ■■■ ■■■■ ■■ ■■■■■■■■ ■■ ■■■■■■■ ■■■■■■■■■■■■■ ■■■■ ■■■■■ ■■■■■ ■■■■■■ ■■■■■ ■■■■■■■■■■■■■■■ ■■■ ■■ ■■■■■■■■■■ ■■■■■■■ ■■■ ■■■■■■■■■■ ■■■■■■■ ■■■ ■■■■■■■■■ ■■■■■■■■ ■■■■■■ ■■■■■■■■■■ ■■■■■■■■■■■■■ ■■■■■■■■■■■ ■■■■■■■■■■■ ■■■■■■ ■■■■■■■■■■ ■■■■ ■■■■■ ■■■■■■■■■■ ■■■■■■ ■■■■ ■■■■■■ ■■ ■■■■ ■■■ ■■■■■■■■■■■■■ ■■■■■■■■■■■■

Sources & Evidence

1. Frequently Asked Questions on Trade Secrets - WIPO
   · WIPO explains that trade-secret information can be assigned or licensed and that its holder can authorize access and use. Confidentiality obligations are distinct from ownership. Applying these principles to Paradise Cosmetic's customization offering supports contractual verification, not a determination of any particular formula's rights. ([wipo.int](https://www.wipo.int/en/web/trade-secrets/tradesecrets_faqs))
2. Private Label Cosmetics in Lebanon - Paradise Cosmetic
   · Paradise Cosmetic describes a Lebanon-made private-label program covering skincare and body-care formula selection, customization, packaging design, manufacture, and branded delivery for entrepreneurs, spas, salons, and influencers. The page does not allocate formula ownership or transfer rights. ([paradise-cosmetic.com](https://paradise-cosmetic.com/private-label/))

24.227. Cosmetics Group s.a.r.l.

Cosmetics Group s.a.r.l. presents a private-label commercial channel alongside its Yves Morel consumer business, which it identifies as a Moukawam-family-owned Lebanese operation. Its assortment includes face, eye, lip, and nail products. ■■■■■ ■■■■■■■■■ ■■■ ■■■■■■■■■ ■ ■■■■■■■■ ■■■■■■■■ ■■■■■ ■■■ ■■■■■■■■■■■■ ■■■■■■■■■■■■ ■■■ ■■■■■■■■■ ■■■■■■■■■■■■ ■■■■ ■■■ ■■■■■■■■■ ■■■■ ■■■■■ ■■■■■■■ ■■■■■■ ■■ ■■■■■■■ ■■ ■■■■■■■■■ ■■ ■■■■■■■ ■■■■■■■ ■■■■■■ ■■■■■■ ■■■■■■■■■■■ ■■■ ■■■■■■■■■■■ ■■■■■■■■ ■■■■ ■■■ ■■■■ ■■■■■ ■■■■■■ ■■■ ■■■■■ ■■■ ■■■■■■■■■■■■ ■■■■■■■■■■■ ■■■ ■■■■■■■■■■■■ ■■■■■■ ■■■■■■■■■■■■■■■■ ■■■ ■■■■■■■■■ ■■■ ■■ ■■■■■■■■

■■■ ■■■■■■■ ■■■■■■■■ ■■■■■■■■■■■■ ■■■■■■■■ ■■■■■■ ■■■ ■■■■■ ■■ ■■ ■■■■■■■■■■■■■■■■ ■■■■■■■■■■ ■■■■■■■■■■■■ ■■■ ■■■■ ■■■ ■■■■■■■■■■ ■■■■■■■■ ■■■■■■■■ ■■ ■■■■■■■■■■■■ ■■■■■ ■■■■ ■■■■■■■■ ■■■■■ ■■■■■■■■■■■■ U.S.-bound commissioners should verify product-specific documentation and applicable duties rather than rely on that description. This limitation concerns the credential's meaning; it does not establish that the company's products are noncompliant.

Sources & Evidence

1. About - Yves Morel
   · The company identifies Cosmetics Group s.a.r.l. as doing business as Yves Morel, describes Moukawam family ownership and a Lebanese base, displays face, eye, lip, and nail categories, and provides a private-label channel. It also uses general FDA-approved wording. Outside-brand availability is not inferred from the consumer assortment. ([yvesmorel.com](https://yvesmorel.com/about/))
2. Cosmetics & U.S. Law | FDA
   · FDA states that it does not preapprove cosmetic products or ingredients, except certain color additives. This directly limits the meaning of Cosmetics Group's general FDA-approved wording without establishing product noncompliance. ([fda.gov](https://www.fda.gov/cosmetics/cosmetics-laws-regulations/cosmetics-us-law))

24.228. EVE'S SECRETS

EVE'S SECRETS presents a Lebanon-focused combination of ready-to-use cosmetics and full-service private-label brand-launch support. ■■■ ■■■■■■■ ■■■■■■■ ■■■■■■■■ ■■■■ ■■■■■■■ ■■■■ ■■■■■■■■■ ■■■ ■■■■■■■ ■■■■ ■■■■■■■■ ■■■■■■■ ■■■■■■■■■■ ■■■■■■ ■■■■ ■■■■■ ■■■■■■■■ ■■■■■■■■■■ ■■■ ■■■■■■■■■■■ ■■■■■ That assortment establishes product positioning, not confirmation that those items or their underlying formulas are available for commissioned supply.

The essential sourcing question is who undertakes development and supplies the finished product. A buyer should obtain a named contracting entity and executing manufacturer, with an allocation of packaging, documentation, and delivery responsibilities, before accepting the full-service promise. ■ ■■■■■■■■■■■ ■■■■■■ ■■■■■■■■■ ■■■ ■■ ■■■■■■ ■■■■ ■■■ ■■■■■ ■■■■■ ■■■■■ ■■■■■■■■■■■■ ■■■■■■ ■■■■■■■■■■■ ■■■■■■■■■■ ■■ ■■ ■■■■■■■■■■■ ■■■■ ■■■■■ ■■■■■■■■■■ ■■■ ■■■■■■ ■■■■■■■ ■■■ ■■■■■■■■■■ ■■■■■■■ ■■■■■■■■■ ■■■ ■■■ ■■■■■■■ ■■■■■■■■■ ■■■■■■■■■■■ ■■■■■■ ■■ ■■ ■■■■■■■■■■■■

Sources & Evidence

1. EVE'S SECRETS
   · EVE'S SECRETS presents cosmetics and branding in Lebanon, combining ready-to-use cosmetics with full-service private-label brand-launch solutions. The description does not identify the executing manufacturer or allocate development and supply responsibilities. ([eves-secrets.online](https://www.eves-secrets.online/))
2. EVE'S SECRETS - PRODUCTS
   · EVE'S SECRETS displays tanning oil, body scrubs, and body splashes. These support the profile's product-positioning description but do not establish private-label availability, formula rights, or sun-protection capability. ([eves-secrets.online](https://www.eves-secrets.online/products))

24.229. MetaFormula Lab

MetaFormula Lab differentiates its private-label development service from MetaFormula Express white-label solutions. It describes development, customization, packaging, and manufacturing support from a Beirut-based business, while Azalia World presents MetaFormula as a linked skincare private-label offering. ■■■ ■ ■■■ ■■■■■■■■ ■■■■■■■ ■■■■■ ■■■■■■■■ ■ ■■■■■■■ ■■■■■■■■ ■ ■■■■■■■■■■■■■■■■ ■■■■■ ■■■ ■■■■■■■■ ■■ ■■ ■■■■■■■■■■ ■■■■■■■■■■■ ■■■■■■■■ ■■■■■■■ ■■■■■ ■ ■■■■■■■ ■■■■■■■■■■■■■■■■■ ■■■■■■■■■

■■■■■■■■■■■■■ ■■■■■■■ ■■■■■■■■ ■ ■■■■■■■■■■■■ ■■■■■■■■■■ ■■ ■■■■■■■■■■ ■■■■■■■■■■ ■■■■■■■■■ ■■■■■■■■■■■■■■■ ■■■■■■■■■■ ■■■■■ ■■■ ■■■■■■■■■■■■■■ ■■■■■■■■ ■■■■■ ■■■■ ■■■■■■■ ■■■■■■■■■■■ ■■■■■■■■ ■■ ■ ■■■■■■■■ ■■■■■■■ ■■■■ ■■ ■■■■■■■■ ■■■■■■■■ ■■■■■ ■■■ ■■■■■■■ ■■■ ■■■ ■■■■■■■■ ■■ ■■■ ■■■■ ■■■■■■■■ ■■■■■■■■■■ ■■■■ ■■■■■■■■ ■■■■■■■■ ■■■ ■■■■■■■■■■ Neither service name independently verifies the executing factory or destination acceptance. Confirm those requirements before selection, balancing potential differentiation against the coordination required for additional development.

Sources & Evidence

1. Metaformula, the lab. | LinkedIn
   · MetaFormula's company-authored page describes development, customization, packaging, and manufacturing support, identifies Beirut as its headquarters, and distinguishes MetaFormula Lab private-label services from MetaFormula Express white-label solutions. The profile's route comparison is conditional commercial interpretation. ([linkedin.com](https://www.linkedin.com/company/metaformula-lab))
2. METAFORMULA LAB - Private labeling manufacturer - Azalia's World
   · Azalia World's MetaFormula collection page presents a skincare private-label service and links to MetaFormula. It supports a commercial association and skincare orientation, not registered ownership or independent factory qualification. ([azaliaworld.com](https://www.azaliaworld.com/collections/azalia-botanical-skin-hair-care))

24.230. JANA Laboratoires

■■■■ ■■■■■■■■■■■■ ■■■■■■ ■■■■■■■■■■■■ ■■■■■■■■■■■■ ■■■■ ■■■■■■■■■■ ■■■■■ ■■■■■■■■ ■■■ ■■■■■■■■ ■■■■■■■ ■■■■■■■■■ ■■■ ■■■ ■■■■■■■■ ■■■■■■■ ■■■ ■■■■■■■■■■■■■ ■■■■■■■■ ■■■■■■■■■ ■■■■■■■■■■■■■ ■■■■■■■■ ■■■■■■■ ■■■■■■■■■■■■ ■■■■■ ■■■ ■■■■■■■■■■■■■ ■■■■■■■■ ■■■■■■■ ■■■■■■■■■■ ■■■■■■ ■■■■■■■■■■■■■■■ The portfolio includes dermo-cosmetic skincare, Magic Sun tanning and sun-protection products, and Camogum oral-care products. These provide category reference points without establishing that every own-brand product is available on identical terms for private-label supply.

[redacted] Pharmacy-oriented positioning does not substitute for offering-specific documentation or authorization. A distributor should commit only after category capability, responsibility allocation, and destination support are confirmed.

Sources & Evidence

1. Cosmetics & U.S. Law | FDA
   · FDA identifies sun-protection products, antiperspirants, and certain toothpaste claims as examples of cosmetic-drug overlap. This supports destination-specific qualification of relevant JANA offerings, not a finding that JANA holds U.S. drug authorization.
   ([fda.gov](https://www.fda.gov/cosmetics/cosmetics-laws-regulations/cosmetics-us-law))
2. High-Volume Private Label Skincare Manufacturer | ISO-Certified OEM Factory - JANA Industry
   · JANA's private-label page offers formulation, packaging, brand design, and delivery, and addresses distributors, pharmacy chains, hospitals, NGOs, and institutional clients, including continuing supply contracts. These are company-stated services, not verified contract outcomes.
   ([jana-lb.com](https://www.jana-lb.com/private-label))
3. About us - JANA Industry
   · JANA describes cosmetic development and manufacturing and identifies production, supply-chain, logistics, and regulatory-affairs coordination. Its portfolio discussion includes skincare, sun protection, oral care, and antiperspirants; these descriptions do not establish destination authorization.
   ([jana-lb.com](https://www.jana-lb.com/about))
4. Our brands - JANA Industry
   · JANA presents its own skincare brands, Magic Sun tanning and sun-protection products, and Camogum toothpaste and mouthwash products. Own-brand assortment is used as a category reference, not proof that each product is available for commissioned supply. ([jana-lb.com](https://www.jana-lb.com/our-brands))
5. Contact - JANA Industry
   · JANA lists Deir Imar, Lebanon as its company location. The contact page does not independently establish the registered manufacturing entity or licensed execution site.
   ([jana-lb.com](https://www.jana-lb.com/contact))

24.231. BioProjects S.A.R.L

[redacted] The business describes relationships with international manufacturers; its commercial interface should therefore not be equated with ownership of a Lebanese cosmetic factory. Supplement offerings are separate from its cosmetic capabilities.

[redacted] Its described customer label-approval stage provides a useful commercial

checkpoint, but does not establish destination acceptance. Delegated coordination can simplify supplier management; direct manufacturer engagement remains an alternative for buyers able to manage development, packaging, and regulatory interfaces themselves.

Sources & Evidence

1. Our team - Bio Projects
   - BioProjects identifies its Lebanon base and describes international manufacturing relationships and cosmetic brand-development support.
   - Manufacturer visibility is an analytical implication of the disclosed partner-based service arrangement, not proof of factory ownership.
2. Private Label - Bio Projects
   - BioProjects offers ready-to-label formulas or custom development, packaging collaboration, customer label approval, and finished delivery.
   - Its listed cosmetic categories include skincare, hair care, and baby and personal care; dietary supplements are separately listed.

24.232. Juman Factory

Juman Factory combines Jordanian factory-based private-label execution with cosmetic and Dead Sea product development. ■■■ ■■■■■■■■■■■■■ ■■■■■■■■ ■■■■■■■■■■ ■■■■■■■■ ■■■■■■■■■■ ■■■■■■■■■■■■ ■■■■■■■■■ ■■■■■■■■■■ ■■■ ■■■■■■■ ■■■■■■■ ■■■■■■■ ■■■■■■■■■■■■■■■ ■■■■■■■■■ ■■■ ■■■■■■■■■■■■ ■■■ ■■■■■■■■■■ ■■■■■■■■■ ■■■■■■■■■■ ■■■■■■■■■ ■■■■■■■ ■■■ ■■■■ ■■■■■■ ■■■■■ ■■■■■■ ■■■ ■■■ ■■■ ■■■■■■■■ ■■■■■■ This supports offering-specific qualification rather than assuming that the Dead Sea positioning defines its entire portfolio.

■■■■■■ ■■■■■ ■■■■■■■■ ■■■ ■■■ ■■■■■■■■ ■■■■■■■■■ ■■■■■■■■■■ ■■■■■■■■■■■■■■■ ■■■■■■■■■■ ■■■■■ ■■■■■■■■■■■■ ■■■■■■ ■■■ ■■■■■■■■■■■■ ■■■■■■■■ ■ ■■■■■■■■ ■■■■■■■■■ ■ ■■■■■■■■■■■■ ■■■■■■■■■■■■ ■■■ ■■ ■■■■■■■■■■ ■■■■■■■■■ ■■■■■■■■■■■■■ ■■■■■■■■■■■ ■■■■■■■■ ■■■■■■■■■■■■■ ■■■■ ■■■■■■■■■ ■■■ ■■■■■■■ ■■■■■■■■ ■■■■■■■■■■■ ■ ■■■■■■ ■■■■■■■■ ■ ■■■■■■■■■■■■■■■ ■■■■■■■■■■■■■■■■■ ■■■■■ ■■■■■■■ ■■■■■■ ■■ ■■■ ■■■■■■■■■■■■ ■■■■■■■■■■■■■ ■■■■■■■■■■■■■ ■■■■■■■■■■ ■■■■■■■■■■■■■■ ■■■ ■■■■■■■■■■■ ■■■■■■■■■■■■■■ ■■■■■■■ ■■■■■■■ ■■■■■■■■■■■■ ■■■■■■■■■■■■■■■ An existing offering can reduce the brief's customization demands; a differentiated commission requires additional acceptance and rights decisions. Factory execution alone does not settle those contractual questions.

Sources & Evidence

1. About Us | Juman Factory
   - Juman describes a Jordanian cosmetics manufacturing business with product development and private-label services.
   - The company states that its own branded products coexist with private-label manufacturing; this does not establish formula sharing.
2. Private Label | Juman Factory
   - Juman's private-label service discusses product concepts, formulation, development, packaging, and timing before purchase-order approval and factory production.
   - Agreeing on the commissioned scope before authorization is an analytical implication of this disclosed commercial sequence.

3. Cosmetics Products | Juman Factory
   - Juman advertises facial care, body care, baby care, and sun and tanning care products.
   - The category descriptions support offering-specific qualification, not universal product efficacy or destination authorization.

24.233. Jordanian Egyptian Co. (JEC)

Jordanian Egyptian Co. ■■■■■ ■■■■■■■■■■ ■■■■■■■■■■■■■ ■■■■■■■■■■■■ ■■■ ■■■■■■■ ■■■■■■■ ■■■■■■■■ ■■■■■■■■ ■■■■■■■ ■■■■■■■ ■■■■■■■■■■■ ■■■■■ ■■■■■ ■■■ ■■■ ■■■■■■ ■■■ ■■■■■■■■ ■■■■■■■■■■■ ■■■■■ ■■■■■■■■ ■■■■■■■■■■■■ ■■■■■■■■■ ■■■■■■■■■■ ■■■■■■■■■■■■■■ ■■■ ■■■■■■■■■ ■■■■H separately discloses a manufacturing agreement with JEC for its personal-care business, supporting an external-brand execution role without establishing the terms or outcomes of a new commission.

For a brand or importer seeking a Dead Sea-themed line, the proposition is coordinated development and supply rather than an ingredient-only purchase. ■■■■■ ■■■■■■■■■■■■ ■■■■■■■■■■■■ ■■■■■■■ ■■■ ■■ ■■■■■ ■■ ■■■■■■■■■■■■ ■■■■■■■■■■■■■■ ■■■■ ■■■■■■■■■■■■■■■ ■■■■■■■■ ■■■ ■■■■■■■■ ■■■ ■■■■■■■ ■■■■■ ■■■■■■■■■■■■■■ ■■■■■■■ ■■■■■■■ ■■■■■■■■■■ ■■■■■■■■■■■ ■■ ■■■ ■■■■■■■■ ■■■■■■■■ ■■■■■■■■■ ■■■■■■■ ■■■■■■■■■■■■■■■ ■■■■■■■■■■■ ■■■■■■■■ ■■■ ■■■■■■■ ■■■■■■■■ ■■■■■■■■■■■■■■■■■■ Integrated coordination is useful when these obligations are expressly included; a reported customer relationship does not establish them for another product or destination.

Sources & Evidence

1. Is It a Cosmetic, a Drug, or Both? (Or Is It Soap?) | FDA
   - FDA explains that intended use and claims determine cosmetic or drug classification and identifies sun-protection products as drug-related examples.
   - Applying this distinction to JEC's advertised sun-care offering supports product-specific U.S. pathway verification, not a conclusion about any particular JEC product.
2. JEC | Engineering Global Cosmetic Excellence
   - JEC describes private-label concept development, packaging selection, manufacturing, and delivery.
   - Its advertised cosmetic categories include creams, lotions, masks, soaps, exfoliants, hair care, and sun care, with Dead Sea positioning.
   - These are company-reported offerings, not independently established performance outcomes or destination approvals.
3. About - SNH
   - S.N.H states that it has a manufacturing agreement with JEC in the context of its personal-care business.
   - The disclosure supports a reported external-brand manufacturing relationship but does not allocate development, delivery, or documentation responsibilities for another engagement.

24.234. Medical Supplies and Cosmetic Technology INC.

■■■■■■■ ■■■■■■■■ ■■■ ■■■■■■■■ ■■■■■■■■■■ ■■■■ ■■■■■■■■■■ ■■■■ ■■■■■ ■■■■ ■■■■■ ■■■■ ■■■■ ■■■■■■■■■■ ■■■ ■■■■ ■■■■■■■■ ■■■■■■■■ ■■■■ ■■■■■■■■■■■■■ ■■■■■■■■ ■■■ ■■■■■■■■■■ ■■■■■■■■ It reports factories in Jordan and Iraq, regional customer coverage, and Arabic-English packaging. Household cleaners and disinfectants are separate activities, not evidence of cosmetic development capability.

RESEARCH SAMPLE REPORT

[redacted]

A historical Jordanian trademark notice uses a different English rendering alongside the corresponding Arabic business name and Al Qastal address. Onboarding should reconcile the contractual legal identity with the factory authorization rather than rely on the INC. style alone.

Sources & Evidence

1. Medical Supplies and Cosmetic Technology INC.
   - MSCT advertises personal-care products, private-label filling and packaging, Arabic-English packaging, and factories in Jordan and Iraq.
   - Its manufacturing description does not allocate commissioned design responsibility or establish site interchangeability.
2. Jordanian Trademark Gazette - Issue 701
   - The 2020 trademark notice records a corresponding Arabic business name and Al Qastal address with the English rendering Technical company for the manufacture of medical supplies cosmetics.
   - The historical notice supports legal-identity reconciliation, not a determination of present ownership or factory authorization.

24.235. Jale Noor

Jale Noor describes development and manufacture of skin, hair, and oral-care products in Iran, with skincare manufacturing and filling in Karaj. Its formulation offer distinguishes catalog adoption, adaptation of a base formula, and custom development. [redacted]

Packaging may be supplied by the buyer or sourced through Jale Noor, with design undertaken by either party. [redacted] These options make inclusion and responsibility contractual questions rather than automatic features of every order.

For a brand using a defined package or planning a future manufacturer change, qualification should settle package acceptance, development scope, exclusivity, and confidential-information access. Advertised custom exclusivity does not independently establish buyer ownership or manufacturing-transfer rights. [redacted]

Sources & Evidence

1. Frequently Asked Questions on Trade Secrets - WIPO
   - WIPO distinguishes trade-secret protection and permitted use or disclosure of confidential information.
   - For Jale Noor, confidential-information access and transfer permissions remain separate from advertised custom exclusivity.

2. FAQ
   - Jale Noor describes skin, hair, and oral-care development and production, with skincare manufacturing and filling in Karaj.
   - It accepts buyer-provided packaging or supplies packaging, offers shipping coordination, and offers CPSR or PIF preparation upon request.
3. Formulation
   - Jale Noor distinguishes stock formulations, adaptation of base formulations, and custom cosmetic development.
   - The company advertises custom formulas as exclusive; that wording does not independently establish ownership or manufacturing-transfer rights.

24.236. Beh Ara Cosmetics

Beh Ara Cosmetics describes an in-house formulation laboratory and manufacturing and research facilities in Safadasht, Tehran Province. Its advertised portfolio spans hair care, skincare, body cleansing, fragrance, grooming, and makeup, including liquid and powder foundations and lip products. ■■■■ ■■■■■■■■ ■ ■■■■■■■ ■■■■■■■■ ■■■■■■■■■■■ ■■■■ ■ ■■■■■■■■■■■■ ■■■■■■■■■■■■ ■■■■■■■

For an Iranian brand combining care products and makeup, Beh Ara warrants category-by-category qualification rather than a blanket multi-category approval. ■■■■■■ ■■■■■■ ■■■■■■ ■■■ ■■■■■■■■ ■■■■■■■ ■■■ ■■■■■■■ ■■■■■■■■■■ ■■■■■■■■■■■■■■■ ■■■■■■■■■ ■■■■■ ■■■ ■■■■■■■■ ■■■■■■■■■ ■■■■■■ ■ ■■■■■■ ■■■■■■■■ ■■■■■ ■■■■■■■■■■ ■■■■■■■■■■■■■ ■■ ■■■ ■■■■■■■■ ■■■■■■■■■■■■ ■■■ ■■■■■■■■■■■■ ■■■■■■■■■ ■■■■■■■■ ■■■■■■■■■■■ ■■ ■■■■■■■■■■ ■■■■ ■■■ ■■■■■■■■ ■■■■■■■■ ■■ ■■■■■■■■ ■■■■■■■■■■■■ Portfolio breadth is not evidence of equal suitability, authorization, or independently demonstrated performance across all advertised products.

Sources & Evidence

1. Our Products - Beh-Ara Cosmetics
   - Beh Ara describes an in-house formulation laboratory and advertises hair care, skincare, body care, fragrance, grooming, and makeup.
   - Makeup examples include liquid and powder foundations and lip products; the list does not establish equal suitability across categories.
2. Our History - Beh-Ara Cosmetics
   - Beh Ara describes a private-label manufacturing focus and manufacturing and R&D space, with its Safadasht, Tehran Province location.
   - These company declarations support a factory-based capability description, not independently verified operating performance.

24.237. Arghavan Gostar Shahab Shimi

Arghavan Gostar Shahab Shimi presents a focused hair-care development and manufacturing offer from Taft, Yazd, including shampoos, hair masks, and related care products. Its private-label services offer existing formulas or custom development, coordinated with branded packaging, filling, and preparation for dispatch. ■ ■■■■■■■ ■■ ■■■■■■■■■■■■■■■■■ ■■■■■ ■■ ■■■■■■■■■ ■ ■■■■ ■■■■■■■■■■ ■■■■■■■■ ■■■■■ ■■■■ ■■■■■■■■ ■■■■■■■■■■ ■■■■■■■■■■ ■■■■■■■■■■ ■■■■■■■■■■

Cosmetics ODM - Global Forecast 2026-2032

RESEARCH SAMPLE REPORT

For an Iranian brand or retailer extending into hair care, the practical choice is between adopting an established formula and commissioning a differentiated product. [redacted] Coordinated development and supply can simplify interfaces; the route becomes unsuitable when the requested category or destination obligations exceed the specifically qualified offer.

Sources & Evidence

1. Frequently Asked Questions on Trade Secrets - WIPO
   - WIPO's treatment of confidential information supports distinguishing Arghavan Gostar's custom-development service from agreed formula-access and confidentiality rights.
2. و همکاری صنعتی | ارغوان گستر شهاب شیمی OEM | تولید قراردادی محصولات آرایشی
   - Arghavan Gostar Shahab Shimi offers contract manufacturing for shampoos, hair masks, and hair-care products.
   - It describes development support through preparation for dispatch and identifies its Taft, Yazd location.
3. آرایشی بهداشتی | ارغوان گستر شهاب شیمی Private Label | تولید برند اختصاصی
   - Arghavan Gostar offers existing or custom formulas, buyer-branded packaging, filling, and preparation for dispatch.
   - The disclosed hair-care focus supports a category-specific commissioning discussion rather than assumed capability throughout cosmetics.
4. فرمولاسیون محصولات آرایشی | توسعه فرمولاسیون اختصاصی | ارغوان گستر شهاب شیمی
   - Arghavan Gostar distinguishes existing formulas from custom development around brand identity and consumer experience.
   - The company describes coordinating product development with packaging and branding decisions.

24.238. Laleh Ekbatan

Laleh Ekbatan offers cosmetic contract manufacturing for moisturizers, depilatory creams and waxes, hair styling products and masks, shampoos, facial cleansers, and hand washes. [redacted] Separately offered formulation consultation supports a development-service role, but buyers should establish whether that work is included in the commissioned supply agreement.

Depilatory creams and waxes provide a concrete basis for evaluating a hair-removal line. [redacted] Household products and standalone bottles remain distinct from the cosmetic development-and-supply offer; neither should imply that custom development is included automatically.

673

Sources & Evidence

1. Contract Manufacturing - Laleh Ekbatan
   - Laleh Ekbatan advertises third-party manufacturing and packaging for moisturizers, depilatories, hair care, shampoos, facial cleansers, and hand washes.
   - It separately lists plastic-bottle production and household activities; combined cosmetic and bottle sourcing is a conditional commercial option.
2. Formulation Consultation - Laleh Ekbatan
   - Laleh Ekbatan offers formulation consultation and services to other manufacturers.
   - The separate service description supports verifying whether development is included in a particular contract-manufacturing engagement.
3. Laleh Ekbatan
   - Laleh Ekbatan describes research and formulation resources and identifies its Kaveh Industrial City factory.
   - Its corporate portfolio includes personal-care and household businesses, which require separate capability interpretation.

24.239. Pishro Tejarat Maham

Pishro Tejarat Maham presents an Iran-based private-label and contract-manufacturing offer covering perfumes, deodorants, cosmetics and personal care. ■■■ ■■■■■■■■■ ■■■■■ ■■■■■■■■ ■■■■■■■■■■■■■■■ ■■■■■■■■■■■■ ■■■■■■■■■ ■■■ ■■■■■■■■■■■■ ■■■■■■■■■■■ ■■■ ■■■■■■■■ ■■■■ ■■■■■■■■■ ■ ■■■■■ ■■■■ ■■■■■■■ ■■■ ■■■■■■■■■■■ ■■ ■■■■■■■■■■■■■■■■■■ ■■■■■■■■■■■ ■■■■■■■■ ■■■■■■■ ■■■■■■■■■ ■■■ ■■■■■■■■■■ ■■■■■■■■■■■■ For a brand commissioning a coordinated fragrance launch, these complementary activities provide a reason to assess the business beyond its role as a materials trader.

The sourcing decision should nevertheless distinguish a finished-cosmetic development engagement from purchases of ingredients or empty packaging. Buyers should identify the parties executing the contracted activities, confirm product-specific acceptance at the intended facility, and agree on packaging deliverables and documentation access before commitment. ■■■■■■■ ■■■■■■■■■■■■ ■■■ ■■■■■■ ■■■■■■■■■■■■ ■■■■■■■■■■■■ ■■■■■■■■■ ■■■■■■■■■ ■■■■■■■■ ■■■■■■■■■ ■■■■■■■■ ■■■■■■ ■■■ ■■■■■■ ■■■■ ■■■■■■■■■■■■■ ■■■■ ■■■ ■■■■■■ ■■■ ■■■■■■■■■■ ■■■■■■■■ ■■■ ■■■■■■■■ ■■■■■■■ ■■■■■■■■ ■■■■■■■■ ■■■■■■■■■■■■■■■ ■■■ ■■■■■■■■■■■■ ■■■■■■■■■■■■■ ■■■■ ■■■■■ ■■■■■■■■ ■■■■■■■■■ ■■ ■■■■■■ ■■■■■■■■■■■■ ■■ ■■■■■■■■■■■

Sources & Evidence

1. ■■■■ ■■■■■ ■■■■■ ■■■■ - ■■■■■■■ ■■■■■■■■ ■ ■■■■■■■■ ■■■■■ ■■■■
   - Pishro Tejarat Maham advertises private-label and contract services for perfumes, deodorants, cosmetics and personal care, including development, packaging and health-permit assistance. These are supplier-described services rather than independently demonstrated outcomes. ([maham-trading.com](https://maham-trading.com/pr/private-label-contract-manufacturing/))
2. ■■■■ ■■■■■ ■■■■■ ■■■■ - ■■■■ ■■■■■■■
   - The company describes its Tehran-area Shams Abad factory, its own brands, and supply of fragrance-related materials, glass bottles, aluminum containers, closures and pumps to customers developing their own brands. ([maham-trading.com](https://maham-trading.com/pr/about-us/))

24.240. Vita-Derma

Vita-Derma offers two distinct development routes from its Kuwait base: adoption of its formula library with filled and branded packaging, or a new product developed around the buyer's brief. Its advertised portfolio covers skin, hair and body care and selected makeup formats. ■■■■■■■■■■■■■ ■■■■■■ ■■■■■■■■ ■■■■■■■ ■■■ ■■■■■■■■■ ■■■■■■■■■■ ■■■■■ ■■■ ■■■■■■■■■■■■■■■■■ ■■■■■ ■■■■■■■■■ ■■■■■■■■■ ■■■■■■■ ■■■■■■■■■■ ■■■ ■■■■■ ■■■■■■■■■ ■■ ■■■ ■■■■■■■■■ ■■■■■■■ ■■■ ■■■■■■■■■■■■ ■■■■■■■■■ ■■■■■■■■■■■■■ ■■■■■■■■■■ ■■■■ ■ ■■■■■■■■ ■■■■■■■■■■■■■■■■■■■■■■■■■■■■■■■■ ■■■■■■■

A catalog buyer should confirm permissible customization and whether the formula is available to other customers. A custom brief should translate the ownership promise into written exclusivity, documentation-access and transfer provisions. ■■■■■■ ■■■■■■■■■■■■ ■■■■ ■■■■■■■■ ■■■■■■■■■■■■■■ ■■■■■■■■■■■■ ■■■ ■■■■ ■■■■■■■■■■■■ ■■■ ■■■■■■■■ ■■■■ ■■■■■■■■■ ■■ ■■■■■■■■ ■■■■■■■■■ ■■■■■■■■■■■ ■■■■■■■■ ■■■ ■■■■■■■■ ■■■■■ ■■■■■■■■■■■ ■■■■■■■■■■■■■■■ ■■■■ ■■■■■■■■■ ■■■■ ■■■■■■■■ ■■■■■■■■ ■■■■■■■■ ■■■■■■■ ■■■■■■■ ■■■■■■■■ ■■■ ■■■■■■■■ ■■■■■■■■ ■■■ ■■■■■■■■■■ ■■■■ ■■■ ■■■■■■■ ■■■ ■■■■■■■■■■■■■ ■■■ ■■■■■■■■■■■■ ■■■■■■■■■■■■ ■■■■■■■ ■■■ ■■■ ■■■ ■■■■■■■■■■■■■■■■■■ ■■■■■■■ ■■■■■■■ ■■■■ ■■■■■■■ ■■■■■■ ■■■■■■■■■■ ■■■■ ■■■■■■■ ■■■■■■■■■■■■■■■

Sources & Evidence

1. Private Label Cosmetics Manufacturer Kuwait | Vita-Derma - Vita Derma
   · Vita-Derma's private-label offer uses ready-made library formulas and includes filling, primary and secondary packaging, branding, sample and artwork approval, and finished-product delivery. The company describes production under GMP. ([vita-derma.com](https://vita-derma.com/pages/private-label-manufacturing))
2. Custom Cosmetic Formulation & R&D Kuwait | Vita-Derma - Vita Derma
   · Vita-Derma advertises custom development around a buyer's brief, dedicated project management, GMP-certified development and buyer-retained formula and intellectual-property ownership. Written rights verification is an analytical implication, not confirmation of an individual contract. ([vita-derma.com](https://vita-derma.com/pages/custom-formulations))
3. Cosmetics Manufacturer GCC | Private Label & Contract Manufacturing - Vita Derma
   · Vita-Derma describes Kuwait-based support for GCC brands across skincare, body care, hair care and selected makeup formats. It expressly distinguishes destination support from factory presence outside Kuwait and makes existing-formula manufacturing subject to technical acceptance. ([vita-derma.com](https://vita-derma.com/pages/cosmetics-manufacturer-gcc))

24.241. HAVEN PURE

HAVEN PURE advertises Muscat-based development and finished-product supply for hair, skin and body care. ■■■ ■■■■■■■■■■■■■ ■■■■■■■ ■■■■■ ■■ ■■■ ■■■ ■■■■■■■ ■■■■■■ ■■■■■ ■■■ ■■■■■■■■■■■■■ ■■■■■■■ ■■■■■■■■■ ■■■■■■ ■■■■■■■■■■■■ ■■■■■■■ ■■■ ■■■■■■■■■ ■■ ■■■■ ■■■■■■■■■ ■■ ■■■■■■■■ ■■■■■ ■■■ ■■■■■■■■■■■■ ■■■■■■■■ ■■ ■■■■■■■■■■■ ■■■■■■■■ ■■■■■■■■■ ■■■■■ ■ ■■■ ■■■■■■■■ ■■ ■■■■■■■■■ ■ ■■■■ ■■■■■■■■■■■■■■■ ■■■■■■ ■■■ ■■■■■■■■■■ ■■■■■■■■ ■■ ■■■■■ ■■■■ ■■■ ■■■■■ SPC; that supplier disclosure does not independently verify ownership or factory authorization.

■■■ ■■■■■■■ ■■■■■■■■■ ■■■■■■■■■ ■■■■■■ ■■■■■■■■ ■■■ ■■■■■■■■■■■ ■■■■■■■■■■■ ■■■■■ ■■■■■■■■■ ■■■■■■ ■■ ■■■ ■■■■■■■■ ■■■■■■■■■■■■ ■■■■■ ■■■■■■■■ ■■■■■■ ■■■■■■■■■

[illegible] Catalog adoption is appropriate when the existing proposition meets the brief; custom development adds coordination in exchange for potential differentiation. GCC supply requirements are confirmed project by project, so the Oman manufacturing claim should not be treated as an established regional service network or acceptance of every offering throughout the Gulf.

Sources & Evidence

1. Cosmetics Manufacturer in Oman | Contract Manufacturing | HAVEN PURE
   · HAVEN PURE describes hair, skin and body-care development, filling and packaging at its Muscat facility. It names HAVEN PURE FOR TRAD. SPC and states that GCC supply requirements are confirmed per project. These remain supplier disclosures. ([havenpure.net](https://havenpure.net/manufacturing))
2. Private Label Cosmetics | HAVEN PURE Oman
   · HAVEN PURE presents private-label formats drawn from its product collection and a development-to-packaged-delivery service. It explicitly limits permit support to guidance, follow-up and preparation, with final approvals issued by authorities. ([havenpure.net](https://havenpure.net/en/private-label))

24.242. MUSCATERA Cosmetics

MUSCATERA Cosmetics is a focused prospect for commissioners seeking Omani frankincense positioning. Its private-label offer covers frankincense-based skincare, hair-care and fragrance products, with custom development and manufacture advertised in Oman. [illegible] The frankincense focus supplies a coherent positioning theme, not evidence of ingredient certification or superior cosmetic performance. Before a private-label award, the buyer should identify the executing manufacturer, development rights, final package and intended-use documentation.

Sources & Evidence

1. Private Label Cosmetics in Oman - MUSCATERA Cosmetics
   · MUSCATERA Cosmetics advertises Oman-made private-label skincare, hair-care and fragrance products with frankincense positioning and custom development. The page establishes an advertised commissioned offer, not independent factory qualification or cosmetic performance. ([muscatera.com](https://muscatera.com/private-label-cosmetics-oman/))
2. Our Story - Timeless Frankincense from Salalah, Dhofar - MUSCATERA
   · MUSCATERA describes itself as a beauty marketplace offering its own frankincense-based cosmetics line alongside homegrown Omani brands and international cosmetics. This supports distinguishing marketplace activity from commissioned development. ([muscatera.com](https://www.muscatera.com/about))

3. Wholesale & B2B - MUSCATERA Cosmetics Oman
   · MUSCATERA solicits wholesale and B2B partnerships with retailers, hotels, spas and distributors across Oman and the GCC. The offering does not itself establish bespoke-development or continuing hospitality-service commitments. ([muscatera.com](https://www.muscatera.com/wholesale))

24.243. Seas Pearl International

Seas Pearl International advertises an Oman-based combination of custom fragrance development, private labeling, wholesale and distribution. ■■■ ■■■■■■■■ ■■■■■ ■■■■ ■■■■■ ■■■■■ ■■■■■■■■■■■■■ ■■■■■ ■■■ ■■■■ ■■■■■■■ ■■ ■■■■■■ ■■■■■■■■■■ ■■■■ ■■ ■■■ ■■■■■■ ■■■■■ Perfumes and cosmetics appear alongside bakhoor in the advertised portfolio, making it important to specify personal fragrance separately from incense and other noncosmetic scent products.

An importer or distributor brand operator can assess the company for a coordinated buyer-branded fragrance offer, but should distinguish that engagement from wholesale resale. ■■■ ■■■■■■■■■■ ■■■■■■■■■■■■■ ■■■■■■■■■ ■■■■■■■■■■ ■■■■■ ■■■■■■■■■ ■■■■■ ■■■ ■■■■■■■■■■■■■■■ ■■■■■■■■■■■■■ ■■■■■■ ■■ ■■■■■■■■■■ ■■■■■■ ■■■■■■■■■■ ■ ■■■■■■■■ ■■■■■■■■■■■■■■■■■■■■■■■■■■■■■■■■ ■■■■■■■■■■■■ ■■■ ■■■■■■■■■■■ ■■■■■■■■■■ ■■■■■■■■ ■■■■■ ■■■■■■■■■■■■■ ■■■■■■■■ ■■■■■■■■■■ ■■ ■■■ ■■■■■■■■■■ The company's international-reach language does not establish destination approvals, overseas service coverage or completed customer-specific programs; those commitments require project-level confirmation.

Sources & Evidence

1. About Us - Seas Pearl International
   · Seas Pearl International advertises custom fragrance development, manufacturing, private labeling, wholesale and distribution in Oman. Its stated portfolio includes perfumes, cosmetics and bakhoor, supporting separate qualification of personal-fragrance and noncosmetic briefs. ([seaspearl.com](https://seaspearl.com/about-us/))
2. Contact us - Seas Pearl International
   · The company contact page names Seas Pearl International L.L.C and lists offices in Sandan Industrial City, HIban, Muscat. It also presents custom-fragrance and private-label positioning; the office address does not identify the executing production plant. ([seaspearl.com](https://seaspearl.com/contact-us/))

24.244. Oman Cosmetics Factory

Oman Cosmetics Factory advertises a perfume-focused turnkey service combining fragrance creation, package design, packaging and shipping. It represents production as occurring in its own Oman factory and describes Arabic, French-oriental and Western fragrance capabilities. ■■■ ■■■■■■■ ■■■■■■■■■■■■■ ■■■■■■■■ ■■■■■■■■ ■■■■ ■■■■■■■ ■■■ ■■■■■ ■■■■■ ■■■■■■■■■■ ■■■ ■■■■■■■■■ ■■■■■■ ■■■■■■■ ■■■■■■■ ■■■■■■■■ ■ ■■■■■■■■■■ ■■■■■■ ■■■■■■ ■■■ ■■■■■■■■■■ ■■■■■■■■■■■■ ■■ ■■■ ■■■■■■■■■ ■■■■■■■■■■ ■■■■■■

For a designer or retailer extending a brand into personal fragrance, the key distinction is supplier-led scent development versus completion of an existing specification. Buyers should establish the development deliverables, formula-use rights, package responsibilities and named execution site before awarding work. ■■■■■■■ ■■■■■■■■■■■■ ■■■ ■■■■■■■■ ■

[redacted]

Sources & Evidence

1. About Us | Oman Cosmetics Factory, Since 1990
   · Oman Cosmetics Factory describes Arabic, French-oriental and Western fragrance capabilities and a service spanning fragrance creation, package design, packaging and shipping. It claims own-factory execution in Oman and separately lists personal perfumes and bakhoor. ([omancosmeticsfactory.com](https://omancosmeticsfactory.com/about-us/))
2. Slider | Oman Cosmetics Factory, Since 1990
   · Oman Cosmetics Factory advertises turnkey private-label perfumes for customers extending their brands into fragrance, including designers and retailers. The page supplies a Muscat commercial address without independently verifying the production location. ([omancosmeticsfactory.com](https://omancosmeticsfactory.com/slider/))

24.245. The Perfume Factory

The Perfume Factory's manufacturer brochure describes customized and co-branded perfumes, alongside hair and body mists and hand and body washes. [redacted] Its advertised development-and-customization offer is commercially distinct from retail perfume sales.

The wider portfolio includes home perfumes and other noncosmetic scent products. Corporate and hospitality commissioners should specify the intended body-use cosmetic and determine whether the engagement involves catalog selection, scent adaptation or custom development. [redacted]

Sources & Evidence

1. The Perfume Factory - Product Catalog and Brochure
   · The Perfume Factory's brochure describes a Doha manufacturing business offering customized and co-branded perfumes, scent creation, hair and body mists, and hand and body washes. It also describes noncosmetic scent products, requiring intended-use distinctions in commissioning. ([exhibitorsearch.messefrankfurt.com](https://exhibitorsearch.messefrankfurt.com/images/original/document_downloads/xx.xx/xx.xx/1742982638311_3323826509.pdf))
2. Exhibitor Directory 2023 - Made in Qatar 2023: The Perfume Factory
   · Qatar Chamber's 2023 exhibitor directory identifies The Perfume Factory as a Qatar brand offering perfumes and home perfumes. The listing corroborates the local business identity but does not certify commissioned-development capability. ([madeinqatar.com.qa](https://www.madeinqatar.com.qa/exhibitor-directory-2023/entry/xx.xx/))

3. Contact - The Perfume Factory™
   · The Perfume Factory's official contact page identifies its factory main building in Qatar's industrial area. This supports a local factory-access point, not inferred factory or service coverage in other countries. ([theperfumefactory.qa](https://theperfumefactory.qa/contact/))

24.246. TSG Factory

■■■ ■■■■■■■ ■■■■■■■■ ■■ ■■■■■ ■■■■■ ■■■■■■■■■■ ■■■■ ■■■■■ ■■■■■■■■■ ■■■■■■■■■ ■■■ ■■■■■■■■■■■■ ■■■■■■■■ ■■■■■■■■■ ■■■■■■■■■■■■■■■■■ ■■■■■■ ■■■■ ■■■■■■■■■■■■■ ■■■■■■■■■ This provides a local manufacturing lead for Iraqi commissioners, but the broader cleaning portfolio does not establish cosmetic-specific development or distribution access.

■■■ ■■■■■■■■■ ■■■■■■■■ ■■■■■■■■■■ ■■■■■■■■■■■ ■■■ ■■■■■■■■ ■■■ ■■■■■■■■■■■ ■■■■■■■■ ■■■■■■■■ ■ ■■■■■■■■■■■■ ■■■■■■■■■■■■■■■■■■■ ■■■■■■■■ Before commissioning, establish the supplier's catalog, adaptation or custom-design contribution and the agreed packaging and documentation deliverables. A local interface may suit an Iraq-focused brief; development-intensive or export-oriented work should proceed only when the relevant capability and contractual rights are demonstrated.

Sources & Evidence

1. About - cleaning
   · TSG describes an Erbil South Industrial Area plant, cosmetic and personal-care production, private-label activity, and separate cleaning-related lines. Cosmetic-specific suitability remains an engagement-level qualification rather than an independently established outcome. ([tsg-factory.com](https://tsg-factory.com/about/))
2. founder - cleaning
   · TSG's corporate material references formulation and research and development, but does not define a buyer-facing custom-development package or contractual formula rights. ([tsg-factory.com](https://tsg-factory.com/founder/))

24.247. Rose Life

Rose Life combines Erbil management with a Guangzhou office and manufacturing facility that it reports owning. Its disclosed private-label offer serves brands and distributors, while its own catalog centers on shampoos, conditioners, hair treatments and serums. ■■■ ■■■■■■■■ ■■■■■■■■■■ ■■ ■■■■■■■■■ ■■ ■■■■■■■■■■ ■■■■■■■■■■ ■■■■■■■■■ ■■ ■■■■■■■ ■■■■■■■■■■ ■■■ ■■■■■■■■ ■■ ■■■■■ ■■■■■■■■■■■■

Commissioners should keep this third-party offer separate from the Rose Life franchise program, which provides training and marketing support for its own brand. ■■■■■■■■■ ■■■■■■■■■■ ■■■■ ■■■ ■■■■■■■■■ ■■■■■■■■■■ ■■■■■■■ ■■■ ■ ■■■■■■■ ■■■■■■■■ ■■■■■■ ■■■■■■■ ■■■■■■■■■ ■■■ ■■■■■■■ ■■■■■■■ ■■■■■■ ■■■■■■■■ ■■■ ■■■■■■■ ■■■■■■■■■■■■ ■■■ ■■■■■■■■■■ ■■■■■■■ ■■■ ■■■■■■■■■■ ■■■■■■ ■■■■■■■■■■■■ ■■■■■■■■■■■■ ■■■■■■ ■■■ ■■■■■■■■■■■■■ ■■■ ■■■■■■■■■ ■■■■■■■ Buyers needing local coordination may value the Erbil interface; those able to manage direct China sourcing should compare the additional coordination remit rather than assume reported factory ownership eliminates contractual interfaces.

Cosmetics ODM - Global Forecast 2026-2032

RESEARCH SAMPLE REPORT

Sources & Evidence

1. About · Rose Life
   - Rose Life reports owning and operating a Guangzhou office and factory providing manufacturing and private-label services, while locating headquarters and executive management in Erbil. The ownership relationship is company-reported, not independently corroborated here. ([roselifeco.com](https://roselifeco.com/en/about))
2. Products · Rose Life
   - Rose Life's own catalog includes shampoos, conditioner, hair treatments and serum. This establishes its disclosed branded category orientation, not equivalent customization or rights for third-party commissioners. ([roselifeco.com](https://roselifeco.com/en/products))
3. Rose Life - Premium Hair Care
   - Rose Life advertises franchises under its own brand with training, setup assistance, marketing materials and ongoing guidance. Distinguishing this support from third-party private-label obligations is a commercial interpretation. ([roselifeco.com](https://roselifeco.com/en/distributors))

24.248. Alam Al Tajmeel

Alam Al Tajmeel describes buyer-specific cosmetic development, manufacture, filling and packaging in Jeddah's Second Industrial City. Its offer combines product-development support with packaging and branding assistance, while raw-material sales remain a separate activity. [redacted]

Brand owners should distinguish this support from direct marketing execution: the company's FAQ says e-commerce and digital marketing are referred to an outside network. This favors a product-development engagement with separately defined agency deliverables rather than an assumed single-provider launch package. [redacted]

Sources & Evidence

1. شركة عالم التجميل | لصناعة مستحضرات التجميل | تصنيع للغير
   - Alam Al Tajmeel describes commissioned cosmetic development, manufacture, filling, packaging and branding assistance, alongside separate raw-material sales. Its integrated-service description supports evaluating the product-and-pack remit, not assuming all launch services are directly executed. (beautyworld.sa)
2. اسئلة وأجابات حول مجال تصنيع مستحضرات التجميل والتصنيع للغير
   - The company FAQ locates the factory in Jeddah's Second Industrial City, states Saudi product-listing and barcode support, and identifies e-commerce and digital marketing as referrals to an outside network rather than directly supplied services. ([beautyworld.sa](https://beautyworld.sa/faq/))

24.249. Lamsat Ibda

Lamsat Ibda presents Jeddah-based custom development and private-label manufacture for shampoos, lotions, creams, and liquid or solid cleansing products. Its disclosed service combines development, packaging and labeling, with handover at the factory or delivery

680

through shipping providers. [redacted]

Commercial qualification should match the commissioned category and delivered state. [redacted] Integrated coordination is useful when it addresses a buyer's packaging or development gap, but offers less selective control than separately contracted suppliers.

Sources & Evidence

1. [redacted]
   - Lamsat Ibda describes formulation development in Jeddah and integrated cosmetic development, manufacturing, packaging and brand-identity support. Its broad compliance statements and unnamed testimonials remain company-published claims rather than independent qualification. ([lmstabda.sa](https://lmstabda.sa/en/about-us/))
2. [redacted]
   - Lamsat Ibda lists shampoos, lotions, creams, liquid and solid soaps, custom development, packaging and labeling. It offers factory handover or delivery through shipping providers, supporting explicit allocation of completion and delivery obligations. ([lmstabda.sa](https://lmstabda.sa/en/services/))

24.250. Believe

Believe presents a halal cosmetics and personal-care platform with a reported Saudi operating presence. The June xx.xx 2024 HPDC announcement described a binding investment agreement, planned Saudi localization and future contract manufacturing. [redacted]

[redacted] The localization proposition warrants qualification, but the published investment plan and corporate footprint do not settle external service availability. A buyer with a launch deadline should retain a qualified alternative until an executable third-party offer is demonstrated.

Sources & Evidence

1. Halal Products Development Company signs agreement to invest in Believe
   - On June xx.xx 2024, HPDC announced a signed binding agreement to invest in Believe, with planned Saudi localization and future contract manufacturing. That announcement does not establish factory completion or an executable third-party development service. ([pif.gov.sa](https://www.pif.gov.sa/en/news-and-insights/newswire/2024/halal-products-development-company-signs-agreement-to-invest-in-believe/))

2. About Us - Believe 2026
   · Believe describes itself as Saudi-based, identifies a Jeddah business presence, and lists Saudi Arabia, India and Bangladesh as manufacturing hubs. This supports reported presence but does not independently establish site qualification or acceptance of unrelated commissioning customers. ([believe.sg](https://believe.sg/pages/about-us))

24.251. Be Artisan Cosmetics

Be Artisan Cosmetics' Moroccan service materials describe a Marrakech-based offer spanning ready-formula private label, custom cosmetic development and bulk supply for spas, hotels and riads. ■■■■■■■■■ ■■■■■■■ ■■■ ■■■■■■■■■■■■■ ■■■■■■■■ ■■■ ■■■■ ■■■■■■■■■■■■ For an importer or professional beauty buyer, the proposition is natural-positioned development coupled with either bulk supply or a packaged own-brand offer; the selected completion state should be explicit.

Geographic marketing requires separate scrutiny. ■ ■■■■■■■ ■■■■ ■■■■■■ ■■■■■■■■■■■■ ■■■■■■■■■■■■ ■■■■■ ■■■ ■■■■■■ ■■■■■■■ ■■■■■■■■■ ■■■■■■■■ ■■■■■■■■■ ■■■ ■■■■■ ■■■ ■■■■ ■■■■■■■■■ ■■■■■■■ ■■■■■■■■■ ■■■ ■■■■■■ ■■■■■■■■■■ ■■■■■■■■■ ■■■■■■■■■ ■■■■■■■■ ■■■■■■■■■■ ■■■■■■ ■■■■■■■ ■■■■■■■■■■■■■■■ ■■■■■■ ■■■ ■■■■■■■ ■■■ ■■■■■ ■■■■■■■■■ ■■■■■■■■■ ■■■■■■ ■■■■■■■■■ ■■■■■■■ ■■■■■■■■■■■ ■■■■■■ ■■■■■■ ■■■■ ■■■ ■■■■■■■■■ ■■■■■■■ ■■■■■■ ■■■■■■ ■■■■■■ ■■■■■■■■■■■■ ■■■■■■■ ■■■■■■■■■■■■■ ■■■ ■■■■■ ■■■■■■■■■■■■ ■■■■■■■■■ ■■■■■■■ ■■■■■■ ■■■■ ■■■■■■■■■ ■■■■■ ■■■■■■■■ ■■ ■■■■■■■■ ■■■■■■■■■■■ ■■ ■■■ ■■■■■■■ ■■■■■■■ Ready-formula adoption can simplify selection, but exclusivity, rights and certification scope still require express agreement.

Sources & Evidence

1. Services Be Artisan - Laboratoire Cosmétique au Maroc
   · Be Artisan's Moroccan service page describes a Marrakech-based offer comprising ready-formula private label, custom development, packaging support and distribution. It identifies a Marrakech contact address, relevant to interpreting its geographically targeted manufacturing claims. ([laboratoire-be-artisan.com](https://laboratoire-be-artisan.com/services-cosmetique-maroc-marrakech/))
2. Grossiste Cosmétique Maroc | Produits VRAC Professionnels
   · Be Artisan advertises customized bulk cosmetics for spas, hotels and riads in Morocco and internationally, with export and technical support. Its natural and organic promotion does not determine certification for an individual commissioned finished product. ([laboratoire-be-artisan.com](https://laboratoire-be-artisan.com/grossiste-cosmetique-maroc/))
3. Cosmetic Laboratory Salmiya : Be Artisan Cosmetics
   · Be Artisan's Salmiya page claims Kuwait-based cosmetic development and manufacture while linking Moroccan service pages and sharing their corporate contact identity. These materials leave the actual Kuwait executing-site footprint unresolved, without proving that a Kuwait site is absent. ([laboratoire-be-artisan.com](https://laboratoire-be-artisan.com/accueil-salmiya/))

24.252. SDK Laboratories

SDK Laboratories offers in-house custom and white-label development from Midrand across skincare, color cosmetics, hair and body care, and fragrances, followed by manufacturing, packaging and delivery. ■■ ■■■■ ■■■■■■■■■ ■■■■■■■■ ■■■■■■■ ■■■ ■■■■■■■■■■ ■■ ■■■■■■■■■■■■■ ■■■■■■■■■ ■■■■■■■ ■■ ■■■ ■■■■■■■ ■■■■■■■■■■■■■ Commissioners can

evaluate an integrated product engagement or a narrower packing role, but should define development, supporting assessments and delivery as explicit obligations.

[redacted] This can provide a local interface to a specialized imported range while retaining dependence on the upstream supplier. Buyers seeking control over formula development or replacement manufacturing should verify those rights separately rather than infer them from local finishing.

Sources & Evidence

1. Our Process - SDK Laboratories
   · SDK describes in-house custom and white-label cosmetic development, manufacturing, packaging and delivery from Midrand. It also offers contract packing, permits buyer-supplied packaging subject to quality acceptance, and distinguishes development and supporting-assessment services within its offer. ([sdklaboratories.co.za](https://www.sdklaboratories.co.za/our-process/))
2. Cosmetic Pencils - SDK Laboratories
   · SDK identifies Schwan Cosmetics and Schwan-STABILO as supply partners and explicitly says it does not manufacture the cosmetic pencils. Its disclosed role includes customization and packaging, establishing a different execution model from its in-house development offer. ([sdklaboratories.co.za](https://www.sdklaboratories.co.za/cosmetic-pencils/))

24.253. Cosmetic Laboratories of South Africa

[redacted] Its cosmetic portfolio includes color cosmetics, skincare, bath products and fragrance, alongside separate noncosmetic lines. The company describes in-house formulation and on-site manufacture through finished-pack delivery, with nationwide delivery and international shipping; packaging selection also uses a supplier network.

For a retailer seeking a coordinated product-and-pack program, this creates a potential single contractual interface without implying ownership of every upstream packaging activity. Buyers should agree packaging approvals, traceability records and change responsibilities before final acceptance. [redacted]

Sources & Evidence

1. About | Coslab - Cosmetic Laboratories of South Africa
   · COSLAB identifies itself as a Cape Town private-label contract manufacturer serving retailers and emerging brands. It lists color cosmetics, skincare, bath and fragrance alongside separate pet and cleaning products; those adjacent lines do not establish cosmetic-specific suitability.
   ([coslab.co.za](https://www.coslab.co.za/about))
2. Our Services | Cosmetic Laboratories of South Africa | Coslab
   · COSLAB describes in-house development, on-site manufacturing, packaging, traceability and finished-product delivery, with nationwide and international shipping. These are company-reported capabilities rather than proof of a particular retailer's acceptance or destination authorization.
   ([coslab.co.za](https://www.coslab.co.za/our-services))
3. How We Work | Cosmetic Laboratories of South Africa | Coslab
   · COSLAB describes in-house product development, packaging sourcing through a supplier network, and documented manufacturing handover after approval. The integrated commercial offer therefore does not establish ownership of every upstream packaging activity.
   ([coslab.co.za](https://www.coslab.co.za/how-we-work))

24.254. Alchem Labs

[illegible] Its white-label service includes filling and labeling, with optional product training for salons, spas, and skincare professionals.

[illegible] Commissioners seeking exclusivity should negotiate the custom-development rights separately. Alchem expressly excludes makeup, self-tanning products, hair dyes, and nail polish; briefs requiring those capabilities need another provider.

Sources & Evidence

1. Cosmetic Manufacturing & White Label Cosmetic Solutions
   · Alchem Labs describes bespoke development, cosmetic manufacturing, and white-label skincare for brands and professional beauty customers, with a Tulbagh contact location.
   (alchemlabs.co.za)
2. Premium White Label Cosmetics - Private Label Products
   · Alchem's white-label terms require buyer-supplied packaging, retain manufacturer formula ownership, limit customization, offer filling, labeling and optional professional training, and exclude makeup, self-tanning products, hair dyes and nail polish. ([alchemlabs.co.za](https://alchemlabs.co.za/white-label-cosmetics/))

24.255. Rolfe Laboratories

Rolfe Laboratories' personal-care portfolio includes deodorant sprays and roll-ons, fragrances, shower gels, hair moisturizers and styling products, relaxers, and foot-care products. Its development and packing services cover creams, gels, liquids, powders, aerosols, and tubes, with packaging-supplier coordination and in-house artwork design. [illegible]

This breadth makes Rolfe a conditional candidate for personal-care ranges requiring several presentation formats. Coordinating product design and packaging through one provider may simplify interfaces, but buyers should establish the executing site, compatible packing system, formula rights, and change controls before consolidating work. ▪▪▪ ▪▪▪▪▪ ▪▪▪ ▪▪▪▪▪▪▪▪▪ ▪▪▪▪▪▪▪▪▪▪ ▪▪▪ ▪▪▪▪▪▪▪▪ ▪▪▪▪▪▪▪▪▪▪▪▪ ▪▪▪▪▪ ▪▪▪ ▪▪▪▪▪▪▪ ▪▪▪▪▪▪▪▪▪ ▪▪▪▪ ▪▪▪ ▪▪▪▪▪▪▪▪▪ ▪▪▪▪ ▪▪▪▪▪ ▪▪▪▪▪▪ ▪▪▪▪▪▪▪ ▪▪ ▪▪▪▪▪▪ ▪▪ ▪▪▪▪▪▪▪▪▪ ▪▪▪ ▪ ▪▪▪ ▪▪▪▪▪▪▪▪▪▪▪▪ ▪▪▪▪▪▪▪▪▪▪▪

Sources & Evidence

1. PRODUCTS | Rolfe Laboratories
   - Rolfe lists deodorants, fragrances, shower gels, hair moisturizers, relaxers, gels and foot-care products within personal care, separately from shoe care. ([rolfelab.co.za](https://rolfelab.co.za/products/))
2. SERVICES | Rolfe Laboratories
   - Rolfe describes product development, cream, gel, liquid, powder and aerosol manufacturing, tube and aerosol packing, packaging-supplier coordination and in-house artwork design. It lists a Durban office and separate factory contact. Engagement-specific suitability is an analytical qualification condition. ([rolfelab.co.za](https://rolfelab.co.za/services/))

24.256. Remancos

Remancos offers product development, private-label and custom manufacturing, packing, and delivery from its Gauteng location. Packaging support includes format recommendations, label-design assistance, compliance guidance, and print-ready artwork. ▪▪▪▪▪▪ ▪▪▪ ▪▪▪▪▪▪ ▪▪ ▪▪▪▪▪▪▪▪ ▪▪▪▪▪▪▪▪▪▪▪ ▪▪ ▪▪▪▪▪▪▪ ▪▪▪▪▪▪ ▪▪▪▪▪▪▪▪▪▪▪▪ ▪▪▪▪▪▪ ▪▪▪ ▪▪▪▪▪▪▪▪ ▪▪▪▪▪▪▪▪ ▪▪▪▪ ▪▪▪▪▪▪▪▪ ▪▪▪▪▪▪▪▪▪▪▪ ▪▪▪ ▪▪▪▪▪▪ ▪▪▪▪▪▪▪▪▪▪▪▪ ▪▪▪▪ ▪▪▪▪▪▪▪▪▪▪▪ ▪▪▪▪▪▪▪▪▪▪▪

▪▪▪ ▪▪▪▪▪▪▪▪▪▪ ▪▪▪▪▪▪ ▪▪▪▪▪▪ ▪▪ ▪▪▪▪▪▪▪▪▪ ▪▪▪▪▪▪▪ ▪▪▪▪▪▪▪▪ ▪▪▪▪▪▪▪▪▪ ▪▪▪▪▪▪▪▪▪▪ ▪▪▪▪▪▪ ▪▪▪▪ ▪▪▪▪▪▪▪ ▪▪ ▪▪▪▪▪▪ ▪▪▪▪▪ ▪▪▪▪▪▪▪▪▪▪▪▪▪▪▪ ▪▪▪▪▪▪▪▪▪▪▪▪▪▪ ▪▪▪▪▪▪▪▪▪ ▪▪▪▪▪▪▪▪▪ ▪▪▪ ▪▪▪▪▪ ▪▪▪▪▪▪▪▪▪ ▪▪▪ ▪▪▪▪▪▪▪▪▪▪▪▪▪▪ ▪▪▪▪▪▪▪▪▪▪▪▪▪▪ ▪▪▪▪▪▪ ▪▪▪▪▪▪ ▪▪▪ ▪▪▪▪▪▪▪ ▪▪▪▪▪▪▪▪▪▪▪ ▪▪▪ ▪▪▪ ▪▪▪▪▪ ▪▪▪▪▪▪▪▪▪ ▪▪▪ ▪▪▪▪▪▪▪▪▪▪ ▪▪▪▪ ▪▪▪ ▪▪▪▪▪▪▪▪ ▪▪▪ ▪▪▪▪▪▪▪ Formula rights, destination records, and the delivered packaging state also require agreement. Combining these services may reduce supplier interfaces, while a split arrangement preserves greater control over packaging procurement and documentation.

Sources & Evidence

1. Services - Remancos | Custom Manufacturing & Contract Packing
   - Remancos describes development, private-label and custom manufacturing, packing and delivery, and gives a Gauteng location. It states that SANCERT certifies it to ISO xx.xx:2007; current certificate scope and contracting identity remain buyer-verification conditions. ([remancos.co.za](https://www.remancos.co.za/services/))
2. Packaging & Labelling Solutions - Remancos | Custom Manufacturing & Contract Packing
   - Remancos offers packaging-format recommendations, label-design support, compliance guidance and print-ready artwork, with a choice between existing and custom formulations. Allocating rights, documentation and delivered scope is a commercial implication, not a disclosed contract term. ([remancos.co.za](https://www.remancos.co.za/packaging-labelling-solutions/))

24.257. Accolade Laboratories

▪▪▪▪▪▪▪▪ ▪▪▪▪▪▪▪▪▪▪▪ ▪▪▪▪▪▪▪▪▪ ▪▪▪▪▪▪ ▪▪▪▪▪▪▪▪ ▪▪▪ ▪▪▪▪▪▪▪▪ ▪▪▪▪▪▪▪▪▪▪▪ ▪▪▪▪▪▪▪▪▪ ▪▪▪▪▪▪▪▪ ▪▪▪▪▪▪▪▪▪▪ ▪▪▪▪ ▪ ▪▪▪▪ ▪▪▪▪ ▪▪▪▪▪▪▪▪▪ Its own presentation covers brand-specific

blends and established products, making it a potential development-and-packing partner rather than simply a packer.

■ ■■■■■■■■ ■■■■■ ■■■■■■ ■■■■■■■ ■■■■■■■ ■■■■■■■■■■ ■■■ ■■■■■■■ ■■■■ ■■■ ■■■■■■■■■■■ ■■■ ■■■■■■■■ ■■■■■■■ ■■■■■■■■■■ ■■■ ■■■■■ ■■■■■■■ ■■■■■■ ■■■ ■■■■■■■■■■■ ■■■■■■■ ■■■ ■■■■■■■■■ The integrated route is suitable only when those responsibilities and the executing site's credentials match the brief; separate packing retains more supplier choice. Accolade's promotional quality statements should not be treated as independently demonstrated customer outcomes.

Sources & Evidence

1. Accolade Labs: Science Behind the Beauty | ACCOLADE LABORATORIES
   · Accolade's own presentation describes custom skincare and cosmetic formulation, established products, and contract packaging. Its quality language is promotional; integrating services and allocating responsibilities require engagement-specific confirmation. ([linkedin.com](https://www.linkedin.com/posts/accolade-laboratories_accoladelabs-cosmeticmanufacturing-skincarescience-activity-xx.xx-aJpG))
2. ACCOLADE LABORATORIES | LinkedIn
   · Accolade's company account identifies Cape Town as its headquarters and lists a Rome Road location. ([za.linkedin.com](https://za.linkedin.com/company/accolade-laboratories))

24.258. Jasmar

Jasmar distinguishes catalog private label, adaptation of existing product concepts, and new development from a customer brief. Its Muldersdrift offering includes personal-care development, manufacturing, filling, and packing, with tube, bottle, jar, and sachet presentations. ■■■ ■■■■■■■ ■■■■ ■■■■■■■■■ ■■ ■■■■■■■ ■■■■■ ■■■■ ■■■ ■■■■■■■■■■■ ■■■■■■■ ■■■■■■ ■■■■■■ ■■■ ■■■■■■■■ ■■■■■■■■ ■■■■■■■■■■■ ■■■■■■ ■■■■ ■■■■■■■■■ ■■■■■■■■■■ ■■ ■■■■■■■ ■■■■■■■■■

Jasmar identifies professional spa and salon products, retail skin-, body-, and hair-care ranges, and hotel amenities alongside unrelated industrial products. Professional and hospitality brands can therefore assess a coordinated cosmetic-and-packaging engagement. ■■■■■■ ■■■■■■■■■■ ■■■■ ■■■■■■ ■■■■■■■■■ ■■■■■■■ ■■■■■■■ ■■■■■■■■■ ■■■■■■■■■■■■■ ■■■■■■■■■■ ■■■■■■■■■■■■ ■■■ ■■■■■■■■■■ ■■■■■■■■■■■ ■■■■■■■■■■■■■■■■■ ■■ ■■■■■■■ ■■■■■■■ ■■■■■■■■ ■■■■ ■■■ ■■■■■■ ■■■■■■■■■ ■■■■■■■■■■■■ ■■ ■■■■■■■■■■■■■■ ■■■■■■■■ ■■ ■■■■■■■ ■■■■■■■ ■■■■■ ■■■■■■■■■■ ■■■■■■ ■■■■■■■■ ■■■ ■■■■ ■■■■■■■■■■■■

Sources & Evidence

1. About Us - Jasmar
   · Jasmar identifies Muldersdrift, an R&D laboratory, an aerosol plant with AMA membership, and personal-care offerings for spas, salons, retail brands and hotels alongside industrial products. Property-level service is not established by these product descriptions. ([jasmar.co.za](https://jasmar.co.za/about-us/))
2. Services - Jasmar
   · Jasmar distinguishes catalog private label, adaptation of existing concepts and new development from a brief, and describes manufacturing, filling, packing, labeling and tube, bottle, jar and sachet presentations. Formula rights and continuing fulfillment are proposed contractual checks. ([jasmar.co.za](https://jasmar.co.za/services/))

24.259. Antiseptol International Company

Antiseptol International Company operates a hair-care-focused offering in Kempton Park, covering cleansing, conditioning, styling, texture modification, coloring, and lightening categories. Its services combine development, manufacturing, filling, labeling, and branded packing. ■■■ ■■■■■■■■ ■■■■■ ■■■■■■ ■■■ ■■■■■■■■■■■■■ ■■■ ■■■■■■■■ ■■■■■■■■ ■■■■■■■■ ■■■■■ ■■■■■■■ ■■■■■■■■■■ ■■■■■■■■■■■ ■■■■■■ ■■■■ ■■■■■■ ■■■■■■■■ ■■■■■■ ■■ ■■ ■■■■■■■■■■■■ ■ ■■■■■■■■■■■ ■■■■■■■■■■ ■■■■■■■ ■■■ ■■■■■■■■■■■■■■ ■■■■■■■■■ ■■■■■■■■ ■■■ ■ ■■■■■■■■■■■■ ■■■ ■■■■■ ■■■■■■■■■■ ■■■■■■■■■

■■■ ■■■■■■■■■■■■ ■■■■■■■■ ■■■■■■ ■■■■■■■■■ ■■■■■■■■■■ ■■■■■■■■■■■■ ■■■ ■■■■■■■■ ■■■■■■ ■■■■■■■■ ■■■■■■■■■ ■■■■■ ■■■ ■■■■■■ ■■■■■■ ■■■■■■■■■■■■ ■■■ ■ ■■■■■■ ■■■■■■■■■■ ■■■■■■■■■ ■■■■ ■■■ ■■■■■■■■■■■■■ ■■■■ ■■■■■■■■ ■■■■■■■■■ ■■■ ■■■■■■■■■ ■■■■■■■■■ ■■■■■■■■ ■■■■■■■■■ ■■■ ■■■■■■■■ ■■■■ ■■■■■■■■■■■ ■■■■ ■■■■■■■■■■■■ ■■■■■■■■■ Unique development has uncertain completion timing and potential dependence on specialized materials. Buyers should select the model after agreeing exclusivity, formula and documentation access, packaging responsibilities, and launch approvals; exclusive use should not be equated with ownership or manufacturing-transfer rights.

Sources & Evidence

1. AIC HOMEPAGE - AIC
   - AIC describes a Kempton Park hair-care offering with development, manufacture, filling, labeling and packing across cleansing, conditioning, styling, texture modification, coloring and lightening. It supplies brand owners and intermediaries, with Southern African distribution through customers rather than direct consumer sales. (antiseptol.com)
2. AIC Tailored - AIC
   - AIC Tailored adapts generic hair-care offerings and includes branded packaging. AIC acknowledges that similar products may exist and that tailoring takes longer to prepare than white-label adoption. ([antiseptol.com](https://antiseptol.com/aic-tailored/))
3. AIC Unique - AIC
   - AIC Unique is described as development for one customer's exclusive use. AIC does not guarantee development completion timing and identifies specialized-material dependencies. Verifying ownership, documentation access and transfer rights is a commercial recommendation, not a disclosed transfer entitlement. ([antiseptol.com](https://antiseptol.com/aic-unique/))

24.260. EmulCfy

EmulCfy provides private-label and white-label skincare, body-care, and hair-care development and supply from Roodepoort, South Africa. ■■■ ■■■■■■■■■ ■■■■■ ■■■■■■■■ ■■■■■■ ■■■■■■■■■■■ ■■■■ ■■■■■■■■ ■■■■■■■■■■■■■■ ■■■■■■■■ ■■■■■■■■■ ■■■■■■■■■ ■■■■■■■■ ■■■ ■■■■■■■■■■■■■■■■■■■■ ■■■■■■■■■ ■ ■■■■■ ■■■ ■■■■■■■■ ■■■■■■■■ ■■■■■■■■ ■■■■ ■ ■■■■■■■■ ■■■■■■■ ■■■ ■■■■■■■ ■■■■ ■■ ■■■■■■■■■ ■■■■■■■■ ■■■■■■■■■ ■■■■■ ■■■ ■■■■■■■ ■■■■■■■■■■■■ ■■■■■■■■■■■■■■ ■■■■■■■■■■■■■■ These are different commissioning routes, not evidence of superior commercial performance.

Packaging support is not a uniform deliverable. Its contract-service description includes buyer-supplied packaging and labels, with specialist verification responsibilities assigned separately. ■■■■■■ ■■■■■■ ■■■■■■■ ■■■ ■■■■■■■■ ■■■■■ ■■■■■■■■■■■■■■■■■ ■■■■■■■■ ■■■

RESEARCH SAMPLE REPORT

[redacted]

Sources & Evidence

1. Emulcfy | LinkedIn
   · EmulCfy's company-authored description identifies Roodepoort and offers private-label and white-label skin, body, and hair care, including custom development, in-house manufacturing, filling, labeling, packaging support, and verification guidance. ([za.linkedin.com](https://za.linkedin.com/company/emulcfy-skin-care))
2. Contract Manufacturers - THE SOCIETY OF COSMETIC CHEMISTS SOUTH AFRICA
   · EmulCfy's supplier description includes buyer-provided packaging and labels, client responsibility for specialist verification, and a nondisclosure agreement. ([coschem.weebly.com](https://coschem.weebly.com/contract-manufacturers.html))

24.261. DC Laboratories

DC Laboratories describes itself as a family-owned, Pretoria-based third-party manufacturer centered on tailored formulation. Its disclosed categories encompass skin care, body care, hair care, and perfumery. [redacted]

[redacted] Integrated support can simplify coordination, while separately commissioned consultation retains more buyer control. Neither arrangement establishes formula rights, customer acceptance, or destination support without engagement-specific agreement.

Sources & Evidence

1. Contract Manufacturers - THE SOCIETY OF COSMETIC CHEMISTS SOUTH AFRICA
   · DC Laboratories lists skin, body, hair, and perfumery services, including turnkey development, formulation and packaging consultation, manufacturing, and filling. ([coschem.weebly.com](https://coschem.weebly.com/contract-manufacturers.html))
2. DC Laboratories | LinkedIn
   · DC Laboratories describes a family-owned Pretoria-based third-party business offering tailored formulation and support for salons and skincare businesses developing their own product ranges. ([za.linkedin.com](https://za.linkedin.com/company/dc-laboratories))

24.262. Zinplex Cosmetics

[redacted] The stated services combine custom formulation and manufacturing with

packaging selection, assembly, label design, compliance review, and graphic design. This establishes a development-and-supply proposition distinct from simply purchasing Zinplex-branded finished goods; the historical relationship does not independently settle present ownership.

The company reports cosmetics GMP credentials and promotes e-mark status. ■■■■■■ ■■■■■■ ■■■■■■■■■■■ ■■■■■ ■■■■■■ ■■■■ ■■■■■■■■ ■■■■■■■■■■ ■■■■■■■■■■■■■ ■■■ ■■■■■■ ■■■■■■■■ ■■■■■■■■■■■■■■■■ ■■■■■■■■■■ ■■■■■■■ ■■ ■■■■■■■■ ■■■■■■■■■ ■■■■■■■■■■ ■■■■■■■■ ■■ ■■ ■■■■■■■■■■■ ■■■■■■■ ■ ■■■■■■ ■■■■■■■ ■■■ ■■■■■■■■■■■■ ■■■■■■■■ ■■■■■■■■■■■■ ■■■■■■ ■■■■■■■ ■■■ ■■■■■■■■ ■■■■■■■■■■ ■■■■■ ■■■ ■■■■■■■ ■■■■■■■■■■■■■■ ■■■ ■■■■■■■■ ■■■ ■■■■■■■■ ■■■■■ ■■■■■■■■■■■■■■■ ■■■■■■■■■■■■ Packaging and label support can assist the engagement, but should not be interpreted as blanket authorization for every proposed product.

Sources & Evidence

1. Cosmetics Legislation - European Commission
   · EU cosmetic placement requires a designated responsible person within the EU, a product safety report, and centralized notification. Distinguishing these duties from Zinplex's packaging credentials is an analytical application of those requirements. ([single-market-economy.ec.europa.eu](https://single-market-economy.ec.europa.eu/sectors/cosmetics/legislation_en))
2. Zinplex Cosmeceutical (Pty) Ltd. | LinkedIn
   · Zinplex Cosmeceutical identifies its Pretoria-area location, describes origins as House of Zinplex's manufacturing division, and offers custom development and production to independent and corporate clients. ([za.linkedin.com](https://za.linkedin.com/company/zinplex-cosmeceutical-pty-ltd))
3. Manufacturing - Zinplex Cosmeceuticals
   · Zinplex advertises custom formulation, manufacturing, packaging selection and assembly, label design and compliance review, and graphic design. It also makes cosmetics GMP and e-mark credential claims; these are company statements, not independently verified certificates. ([zinplexcosmetics.co.za](https://zinplexcosmetics.co.za/services/manufacturing/))
4. The e-mark: quantity information for prepackaged products - Your Europe
   · The European Commission explains that the e-mark concerns conformity with packaged-quantity control and measurement requirements. It is not described as cosmetic safety or market-placement authorization. ([europa.eu](https://europa.eu/youreurope/business/product-rules-compliance/general-product-compliance/emark/index_en.htm?utm_source=openai))

24.263. SASTEL Pharmaceuticals & Packing

■■■■■■ ■■■■■■■■■■■■■■ ■ ■■■■■■■ ■■■■■■ ■■■■■■■■■■■■ ■■■■■■■■ ■■■■■■■■■■■■■■ ■■■ ■■■■■■■■ ■■■■ ■ ■■■■■■■■ ■■■■■ ■■■■■■■■ ■■■■ ■■■■ ■■■■■■■■■■ ■■■■■■■■■■■■■ ■■■■■■■■■■■■ ■■■■■■■■■■ ■■■ ■■■■■■■■■■■■ ■■■■■■■■■■■■ Its packing offer expressly includes creams and serums, with tubes, sachets, and containers among the packaging options. Cosmetic commissioners should qualify the relevant personal-care engagement rather than infer suitability from the company's broader health-and-wellness activities.

■■■■■■ ■■■■■■ ■■■■ ■■ ■■■ ■■ ■■■■■■■■ ■■ ■■■ ■■■ ■■■ ■■■■■■■■ ■ ■■■■■■■■■■■■ ■■■■■■■■■■ ■■■■■■ ■■■■■■■■■■■ ■■ ■■■■■■■■■■■ ■■■■■■■■■ ■■ ■■■■■■■■■■■ ■■■■■ ■■■■■■■■ ■ ■■■■■■ ■■■■■■■■■■ ■■■ ■■■■■■ ■■■■■■■ ■■■■■■■■■■■■■■■ ■■■ ■■■■■■■■ ■■■■■■■■ ■■■■■■■■■■■■■■■■■ ■■ ■■■■ ■■■ ■■■■■■■■■■■■ ■■■■■■■■■■ ■■■■■ ■■■■■■■■■■ ■■

[redacted] Buyers should use the agreements to specify deliverables, records, change responsibilities, and continuity rights. Purchasing development and packaged supply together can consolidate interfaces, while a narrower engagement preserves selected activities under buyer control.

Sources & Evidence

1. Sastel Pharmaceuticals - Home
   · SASTEL identifies Pretoria and advertises development, manufacturing, and packing across personal care and other businesses. It states that it has no products of its own and describes a nondisclosure agreement and technical quality agreement. ([sastel.co.za](https://www.sastel.co.za/))
2. Sastel Pharmaceuticals - Packing & Packaging
   · SASTEL's packing page describes personal-care formula development, includes creams and serums in its offer, and identifies tubes, sachets, and containers among packaging options. ([sastel.co.za](https://sastel.co.za/index.php/our-services/packing))

24.264. SUNSKIN

[redacted] Its own portfolio includes sunscreen, self-tanning, after-sun care, cleansers, and hand-and-nail care. These products indicate areas of commercial experience, but do not establish that every own-brand item is available for third-party commissioning.

A brand seeking a sun-care supplier can assess SUNSKIN's specialist product experience, while negotiating the commissioned catalog, differentiation, documentation, and permitted channel access separately. Its existing professional and retail relationships should not be assumed to transfer to a customer's brand. [redacted]

Sources & Evidence

1. Is It a Cosmetic, a Drug, or Both? (Or Is It Soap?) | FDA
   · FDA includes sunscreens among OTC drug categories and identifies moisturizers and makeup with sun-protection claims as cosmetic-drug products. The implication for SUNSKIN commissioning is destination-specific supplier qualification, not a finding that the company is already qualified for U.S. supply. ([fda.gov](https://www.fda.gov/cosmetics/cosmetics-laws-regulations/it-cosmetic-drug-or-both-or-it-soap))
2. The Story behind SUNSKIN
   · SUNSKIN describes family management, a larger manufacturing facility occupied in 2024, sun-care and skincare ranges, professional distribution relationships, and white-label manufacturing partnerships with other brands. These statements do not establish availability of every own-brand product for commissioned supply. ([sunskin.co.za](https://www.sunskin.co.za/pages/our-story))

24.265. CosmeSolutions

CosmeSolutions markets a Settat-based Moroccan development-and-supply offer covering catalog formulas, reference-product-based development, and bespoke formulation. Its stated portfolio includes skincare, haircare, body care, makeup, and fragrance-related products, with packaging and regulatory assistance. ▪▪ ▪▪▪▪▪▪▪▪▪▪▪▪▪▪▪▪ ▪▪▪▪▪▪▪▪▪▪▪▪▪▪▪▪▪▪▪ ▪▪▪▪▪ ▪▪▪▪▪▪▪▪▪ ▪▪▪▪▪▪▪▪▪▪▪▪▪▪ ▪▪ ▪ ▪▪▪▪▪▪▪▪▪▪▪▪▪ ▪▪▪ ▪▪▪▪▪▪▪ ▪▪▪▪▪▪▪▪ ▪▪▪▪ ▪▪▪▪▪▪▪ ▪ ▪▪▪▪▪▪▪▪▪▪▪▪ ▪▪▪▪▪▪▪▪▪▪ ▪▪▪▪▪▪▪ ▪▪▪▪ ▪▪▪▪▪▪▪▪▪▪▪▪ ▪ ▪▪▪▪▪▪▪▪▪▪▪▪▪▪▪▪ ▪▪▪▪▪▪▪▪▪▪ ▪▪▪▪▪▪▪▪▪▪▪▪ ▪▪▪ ▪▪▪ ▪▪▪▪▪▪▪▪▪▪▪▪ ▪▪ ▪▪▪▪▪▪▪▪▪▪▪▪▪▪ ▪▪ ▪▪▪▪▪ ▪▪▪▪▪▪▪▪▪▪ ▪▪▪▪▪▪▪▪▪

▪▪▪ ▪▪▪▪▪▪▪▪▪ ▪▪▪▪▪▪▪▪▪▪▪▪▪ ▪▪▪▪▪▪ ▪▪ ▪▪▪▪▪▪▪ ▪▪▪▪▪▪▪▪ ▪▪▪▪▪▪▪▪ ▪▪▪ ▪▪▪▪▪▪▪▪▪ ▪▪▪▪▪▪▪ ▪ ▪▪▪▪▪▪▪ ▪▪▪▪▪▪▪ ▪▪▪ ▪▪▪▪▪▪▪▪▪▪▪ ▪▪▪▪▪▪▪▪▪ ▪▪▪▪▪▪▪▪▪▪ ▪▪▪▪▪▪▪▪ ▪▪▪▪ ▪▪▪▪▪▪▪▪▪▪▪▪ CosmeSolutions also describes label and packaging design, logistics, and export assistance. Buyers should translate those services into defined deliverables, formula rights, and documentation access rather than assume that branded, finished supply includes all destination responsibilities.

A material attribution limitation remains: the public catalog introduction names Carmel Cosmetics Labs, while the company and service pages identify CosmeSolutions. ▪▪▪▪ ▪▪▪▪▪▪▪▪ ▪▪▪▪ ▪▪▪ ▪▪▪▪▪▪▪▪▪ ▪▪▪▪▪▪ ▪▪▪▪▪▪▪▪▪ ▪▪ ▪▪▪▪▪▪▪▪▪▪▪▪▪▪▪ ▪▪▪▪▪▪▪▪▪▪▪▪▪ ▪▪▪▪▪▪▪ ▪▪▪▪▪▪▪▪ ▪▪ ▪▪▪ ▪▪▪▪▪▪▪▪▪ ▪▪▪▪▪▪▪▪ ▪ ▪▪▪▪▪▪▪▪▪▪▪▪ ▪▪▪▪▪▪▪ ▪▪▪▪▪▪▪▪ ▪▪▪ ▪▪▪▪▪ ▪▪▪▪▪▪▪▪▪▪▪▪ ▪▪▪▪▪▪▪▪ ▪▪▪▪▪▪▪▪▪ ▪▪▪▪▪ ▪▪▪▪▪▪▪▪▪▪▪▪ ▪▪▪▪▪▪▪▪ ▪▪▪ ▪▪▪▪▪▪▪ ▪▪▪▪▪▪▪▪▪ ▪▪ ▪▪▪ ▪▪▪▪▪▪▪▪▪ ▪▪▪▪▪▪▪▪▪ The advertised integrated service remains distinguishable from a verified engagement until that attribution is settled.

Sources & Evidence

1. Laboratoire Cosmétique au Maroc - Formulation & Marque Blanche | CosmeSolutions
   · CosmeSolutions identifies Settat and markets catalog adoption, custom and reference-product-based development, manufacturing, packaging, and regulatory/export assistance across skin, hair, body, makeup, and fragrance-related offerings. Custom development is marketed with exclusivity rather than evidenced customer-specific contractual rights. (cosmesolutions.ma)
2. Laboratoire Cosmétique Maroc | Marque Blanche & Formulation Sur Mesure
   · The CosmeSolutions-branded laboratory page describes coordinated formulation, design, regulatory support, manufacturing, label and packaging design, logistics, and export assistance. These are advertised services, not independently established delivery outcomes.
   ([cosmesolutions.ma](https://cosmesolutions.ma/laboratoire-cosmetique-maroc/))
3. Catalogue de formules cosmétiques | CosmeSolutions
   · The catalog page introduces Carmel Cosmetics Labs as the product developer while retaining CosmeSolutions branding and contact information. This supports an attribution discrepancy, not an ownership or manufacturing-partnership conclusion.
   ([cosmesolutions.ma](https://cosmesolutions.ma/catalogue/))
4. Advancing Technology Transfer in Morocco
   · The intergovernmental study identifies CosmeSolutions as a dermocosmetics R&D venture within Hassan I University's incubation and patent-commercialization context, attributing the company information to the university. This is historical research-background corroboration, not verification of current supplier qualification.
   ([uneca.org](https://www.uneca.org/eca-events/sites/default/files/resources/documents/TCND/ARFSD2024/STI/case_studies/morocco_tt_report_august.pdf))

24.266. SudBio

SudBio offers a development-and-supply route for brands seeking Moroccan-origin skin care, hair care, hammam products, and hotel or spa lines. ■■■ ■■■■■■■■■■■■■ ■■■■■■■■ ■■■■■■■■ ■■■■■■■■ ■■■■■■■■■■■ ■■■■ ■■■■■■■■■■■■■ ■■■ ■■■■■■■■■ ■■ ■■■■■■■■■■■ ■■■■■■■ ■■■ ■■■■■ ■■■■■■■■ ■■■■■■■■ ■■ ■■■■■■■■■■ ■■■■■■ ■■■■■■■■ ■■■■■■■■ ■■ ■■■■■■■■■ ■■ ■■■■■ ■■■■■■ The relevant distinction is the development contribution and agreed differentiation, not the terminology used for white label or private label.

SudBio also operates the Green Mood consumer brand, giving its existing offerings a retail context without establishing results for a commissioning customer's brand. Catalog adoption is an option when an existing product meets the brief; custom development is more appropriate when differentiation requires a dedicated product. ■■■■■■ ■■■■■■■■ ■■■ ■■■■■■■■ ■■■■■■ ■■■■■■ ■■■■■■■■■ ■■■■■■■■■■■■ ■■■■■■■■■ ■■■■■■■ ■■■■ ■■■ ■■■■■■■■■■■■■ ■■■■■■■ ■■■■■■ ■■■■ ■■■■■■■■■ ■ ■■■■■■■■■■■■■■■ ■■■■■■■■ ■■■■■ ■■ ■■■■■■■■■■■■ ■■■■■■■■■■

For EU-bound projects, SudBio explicitly describes preparing supporting documentation and assisting the customer's responsible person, who performs notification. This makes responsibility allocation clearer than a general export promise. ■■■■■■■■■■■■■ ■■■■■■■ ■■■■■■■ ■■■■■■■■ ■■■■■■■■■■■■■ ■■■■■■■ ■■■■■■■■ ■■■ ■■■■■■■■■■ ■■ ■■■■■■■■■■■■■■■■■ ■■■■■■■■■■ ■■■ ■■■■■■■■■ ■■■ ■■■■■ ■■■ ■■■■■■■■ ■■■■■■■■■■■■ ■■■■■■■ ■■ ■■■■■■■■ ■■■■■■■■ ■■■ ■■■■■■■■■ ■■■■ ■■■ ■■■■■■■■■■■■■ ■■■■■■■■ ■■■■■■■■■ ■■■■■■■■ ■■■■■■■■■■ ■■■■■■■ ■■■ ■■ ■■■■■■■■ ■■■■■■■■■■■■■ ■■ ■■ ■■■■■■■ ■■■■■■■■■ ■■■■■■■

Sources & Evidence

1. Fabricant de cosmétiques naturels en marque blanche au Maroc | SudBio
   - SudBio describes catalog adoption and custom development, in-house formulation, manufacture in Casablanca, packaging, and skin, hair, hammam, hotel, and spa offerings. It markets custom products as exclusive to the commissioning brand. ([sudbio.ma](https://sudbio.ma/fr/professionnels/marque-blanche/))
   - The company says it prepares product documentation and assists the customer's responsible person, who performs EU notification; customer-provided packaging is an available option.
2. Qualité & certifications | SudBio
   - SudBio identifies Green Mood as its consumer brand, lists ISO xx.xx describes organic credentials with reference to certified lots, and states that it maintains product and ingredient traceability. Product-specific credential verification is the analytical implication.
   ([sudbio.ma](https://sudbio.ma/fr/maison/qualite-certifications/))

24.267. MARGANOM

■■■■■■■■ ■■■■■■■■■ ■■■ ■■■■■■■■■ ■■■■■■■■■ ■■ ■■■ ■■■■ ■■■■■■ ■■■■■■■■■■ ■■■■ ■■■■■■■ ■■■■■■■■■■■■■■■ ■■■■■■■ ■■■■■ ■■■ ■■■■ ■■■■■ ■■■■■■■■■ ■■■■■■■■■■■ ■■■■■■■■ ■■■ ■■■■■■■■ ■■■■■ ■■■ ■■■■■■■ Its stated offer combines development, manufacture, packaging, and labeling. Existing formulas and fully custom development provide alternative routes for a commissioner seeking either a branded adaptation or a more individualized product.

The hospitality offering is relevant to operators seeking cosmetic products aligned with an establishment's identity. ■■■■■■■■ ■■■■■■■■■■■■ ■■■■■■■■ ■■■■■■ ■■■■■■ ■■■ ■■ ■■■■■■■■ ■■ ■■■■■■■■ ■■■■■■■■■ ■■■■■■■■ ■■■■■■■■■■■■■ ■■ ■■■■■■■■ ■■■■■■■■■■■■■■ ■■■■■■■■■■■■■■

[redacted]
Consolidating product and packaging work can simplify coordination; retaining separate branding or fulfillment arrangements offers more control but leaves additional interfaces with the buyer.

MARGANOM's natural and organic language and its stated ISO xx.xx credentials support a qualification discussion, not an independently demonstrated product outcome. Buyers requiring certified positioning should request the certificates applicable to the specific product and site before approving claims. [redacted]

Sources & Evidence

1. Marque Blanche Cosmétique au Maroc | Formulation Sur-Mesure
   - MARGANOM describes existing-formula selection or fully custom development, packaging and label design, and an integrated formulation, manufacture, filling, and labeling service. ([marganom.com](https://marganom.com/marque-blanche-cosmetique-au-maroc-formulation-sur-mesure/))
   - Comparing integrated coordination with buyer-retained branding and fulfillment is a conditional commercial interpretation, not a demonstrated customer outcome.
2. Services de fabrication cosmétique: Marque Blanche & Formules
   - MARGANOM locates its operation in Sidi Ghanem, Marrakech, and describes facial, body, and hair care and customized products for hotels, spas, and riads. ([marganom.com](https://marganom.com/services-de-fabrication-cosmetique/))
   - The company states natural and organic positioning and ISO xx.xx credentials. Requiring project-specific certificates and defining property-service obligations are buyer-verification conclusions, not findings that those services or certificates are absent.

24.268. Carmel Cosmetics Labs

[redacted] Catalog-based white label and custom private label are distinct commercial routes; the latter is advertised with brand exclusivity and a non-disclosure agreement. Buyers seeking differentiation should confirm the rights conveyed by that agreement rather than equate confidentiality with manufacturing portability.

[redacted] The trade-off is selective control over finishing versus fewer coordination interfaces. Either route requires explicit acceptance criteria and access to the supporting product records.

[redacted]

[redacted] U.S. buyers should therefore verify applicable registration status and product obligations separately from promotional credential graphics. For EU projects, confirm the responsible-person arrangement and dossier access before treating regulatory assistance as completed market access.

Sources & Evidence

1. Registration & Listing of Cosmetic Product Facilities and Products | FDA
   - FDA states that cosmetic facility registration and product listing do not indicate approval and that it does not issue certificates or other documents verifying registration or listing compliance. This limits the interpretation of Carmel's reported registration. ([fda.gov](https://www.fda.gov/cosmetics/registration-listing-cosmetic-product-facilities-and-products))
2. Cosmetic Manufacturer In Morocco | Private Label | Carmel
   - Carmel identifies Aït Melloul as its manufacturing location and describes development, manufacture, filling, packaging, and bulk cosmetic supply for face, body, hair, and personal-care products. ([carmelcosmeticslabs.com](https://carmelcosmeticslabs.com/en/))
   - The company reports ISO xx.xx and ISO xx.xx credentials and FDA facility registration; these are supplier representations rather than independent verification of current credential status.
3. Private Label Cosmetics Manufacturer, Morocco | Carmel
   - Carmel distinguishes catalog-based white label from custom private label and advertises custom products with exclusivity and a signed non-disclosure agreement. Contractual-rights verification is an implication, not a determination of formula portability. ([carmelcosmeticslabs.com](https://carmelcosmeticslabs.com/en/cosmetics-private-label-service/))
4. Cosmetic PIF: Regulatory File From A To Z | Carmel
   - Carmel describes product-information-file compilation, safety-assessment support, assistance with responsible-person appointment, and notification support for EU-oriented projects. ([carmelcosmeticslabs.com](https://carmelcosmeticslabs.com/en/cosmetic-product-information-file-pif/))
   - Selecting a delivery state while separately securing dossier access and responsibility allocation is a conditional procurement conclusion.

24.269. Vita Santé

Vita Santé offers a Mohammedia-based commissioning route combining cosmetic development, manufacture, packaging, and delivery. [redacted] The company offers customization of available formulas and dedicated development, with packaging-design and product-documentation support.

[redacted] Vita Santé separately advertises dietary supplements, and its published credential set includes both cosmetic GMP and food-related standards. Cosmetic buyers should request documents naming the relevant executing site and scope instead of using supplement capabilities or food-sector credentials as substitutes for cosmetic qualification.

[redacted]

[redacted] A consolidated supplier interface can reduce coordination work; the counterforce is dependence on documentation and approvals whose actual scope must be established for each product. Expanding from hair care into oral or intimate care should therefore trigger a fresh product-and-destination review rather than automatic extension of an existing supplier approval.

Sources & Evidence

1. À propos | Vita Santé
   · Vita Santé identifies Mohammedia as its location and describes cosmetic development, manufacture, packaging, regulatory support, and delivery for commissioning brands. It separately identifies dietary-supplement activity. ([labo-vitasante.ma](https://www.labo-vitasante.ma/a-propos))
2. Catalogue - Vita Santé
   · Vita Santé's catalog lists hair care, personal fragrance, baby care, and hygiene products including deodorants, intimate gels, dentifrices, and mouthwash, alongside separately listed supplements and sports nutrition. ([labo-vitasante.ma](https://www.labo-vitasante.ma/catalogue))
3. Vita Santé - Laboratoire de fabrication en marque blanche
   · Vita Santé offers available-formula customization, custom development, packaging design, product-information-file and notification assistance, labeling support, and international shipping. (labo-vitasante.ma)
   · Its credential presentation distinguishes ISO xx.xx cosmetic GMP from ISO xx.xx food safety and HACCP food-related risk controls. Requesting cosmetic-specific site and product scope is an analytical qualification conclusion.

24.270. Joubay Cosmétique

Joubay Cosmétique offers Tunisian development and finished-product supply across skin care, hair care, personal fragrance, baby care, and men's grooming. [redacted] This makes it a candidate for brand operators or distributors seeking a coordinated cosmetic and fragrance range through a common commercial interface.

Consolidation should follow offering-specific acceptance rather than assume that the same evidence qualifies every product. [redacted] A common provider can simplify range coordination, while separate specialists preserve selective control over individual categories.

Joubay's quality page reports ISO xx.xx and ISO xx.xx certification, traceability, and documentary controls. Buyers should verify the issued certificates and executing-site scope. [redacted]

Sources & Evidence

1. Fabrication cosmétique en Tunisie & marque blanche | Joubay
   · Joubay describes Tunisian custom development or existing-base adaptation, branding and packaging coordination, filling, labeling, and delivery preparation across skin, hair, personal fragrance, baby, and men's products. ([joubaycosmetique.tn](https://www.joubaycosmetique.tn/services/fabrication-cosmetique/))
   · The company states that each request receives a feasibility review and that export briefs must specify destination countries. It also uses dermocosmetic and paramedical descriptors.
2. Qualité cosmétique ISO 9001 & ISO 22716 | Joubay
   · Joubay's quality page reports ISO xx.xx and ISO xx.xx certification, lot traceability, documentary follow-up, and finished-product controls. The page establishes the company's claims, not independently verified certificate currency or destination authorization. ([joubaycosmetique.tn](https://www.joubaycosmetique.tn/qualite/))

24.271. Heisenberg Laboratory

Heisenberg Laboratory describes a Tunisian private-label offering spanning skin care, hair care, bath and body products, and personal fragrance. ■■■ ■■■■■■■■■■■ ■■■■■■ ■■■■■■■ ■■■■■■■ ■■■■■■■■■ ■■■■■■■■■■■ ■■■ ■■■■■■ ■■■■■ ■■■■■■■■■ ■■ ■■■■■■■■■■■■ ■■■■■■■■ ■■■■■■■■■■ ■■■ ■■■■■■■■■ For a founder lacking product-development coordination, the relevant capability is the combination of product work and launch-related creative services, rather than an independently established performance advantage.

Heisenberg Studio adds visual-identity, label, packaging-design, and printing services. Buyers should compare that integrated route with retaining their own design agency, specifying who approves artwork and what editable files or usage rights will be delivered. ■■■■■■■■■■■■ ■■■■■■■■■■■■ ■■■ ■■■■■■ ■■■■■■■■■■■ ■■■ ■■ ■■■■■■■ ■■■■■■■■■■ ■■ ■■■ ■■■■■■ ■■■■■■■■ ■■■■■■■■■■■■ ■■■ ■■■■■■ ■■■■■■■■■ ■■ ■■■■■■■■■■■ ■■■■■ ■■■■ ■■■ ■■■ ■■■■■■■■ ■■■■■ ■■■■■■■ ■■■ ■■■ ■ ■■■■■■■■ ■■■■■■■■ ■■■■■■■■■■■■■■■■■■■ ■■■■■■■■ ■■■■■■■ ■■■■ ■■■■■■■ ■■■ ■■■■■■■■ ■■■■■■■ ■■■■■■■ ■■ ■■■■■■■■■■■

■■■ ■■■■■■■■ ■■■■■■■■■ ■■■■■■■■ ■■■■■■■■■■ ■■■■■■■ ■■■■■■■■ ■■■ ■■■■■■■■■■■■■ ■■■■■■■■ ■■ ■■■■■■■ ■■■■■■■■ ■■■■■■■■ ■■■■■■■■■■ ■■■■■■■ ■■■ ■■ ■■■■■■■■■■■ ■■ ■■■■■■ ■■■■■■■■■■ ■■■■■■■■■■■■■■■■ ■■■■■■■■■ ■■■■■■■■■■■■■ ■■ ■■■■■■■■■■■■■■■ ■■■■■■■■ ■■ ■■■■ ■■■■■■■■■■■■■ Before an overseas launch, the commissioner should establish destination documentation, importer or responsible-party roles where applicable, and delivery responsibilities. The commercial choice remains conditional on those arrangements; advertised logistics do not settle market-entry accountability.

Sources & Evidence

1. heisenberg - Laboratoire fabrication cosmétique en tunisie
   · Heisenberg describes a Tunisian private-label offering for skin, hair, bath and body, and personal fragrance, with catalog formulas, adaptation, custom development, manufacture, filling, packaging, and shipment. ([heisenberglab.com](https://www.heisenberglab.com/))

2. Heisenberg Laboratory - Solution création marque cosmétique
   · Heisenberg Studio offers visual-identity, label, packaging-design, and printing services. The company describes domestic carrier delivery and international shipping. ([heisenberglab.com](https://www.heisenberglab.com/accompagnement-cosmetique/))
   · Separating creative deliverables, shipping, local representation, and distribution commitments is a conditional contracting interpretation, not a finding that the company cannot provide additional agreed services.

24.272. SARL LABORATOIRE AURALIE

SARL LABORATOIRE AURALIE identifies itself as the entity behind LAB[WHITE] in Alger, Algeria. Its offer combines catalog or custom-developed cosmetics with filling, packaging sourcing, design, and palletized delivery. ▪ ▪▪▪▪▪ ▪▪ ▪ ▪▪▪ ▪▪▪▪▪▪▪ ▪▪▪▪ ▪▪▪▪▪ ▪▪▪▪▪▪▪▪▪▪▪ ▪▪▪ ▪▪▪▪▪▪▪▪▪▪▪▪▪▪▪▪ ▪▪▪▪▪▪▪▪▪▪▪ ▪▪▪▪▪▪ ▪▪ ▪▪▪▪▪▪▪▪ ▪▪ ▪▪▪▪▪▪▪▪ ▪▪▪▪▪▪▪ ▪▪▪▪ ▪▪▪▪▪▪▪ ▪▪▪ ▪▪▪▪▪▪ ▪▪▪▪▪▪▪▪

▪▪▪ ▪▪▪▪▪▪▪ ▪▪▪▪▪▪ ▪▪▪▪ ▪▪▪▪▪ ▪▪▪▪▪ ▪▪▪▪▪▪ ▪▪▪▪ ▪▪▪▪▪▪▪ ▪▪▪ ▪▪▪ ▪▪▪▪▪▪▪▪▪▪▪ Buyers should obtain evidence of the agreed filing deliverables and verify the contracting entity before committing. Integrated coordination is an option; buyers retaining their own designers should compare the separately offered services instead.

Its COSMOS-eligible wording is not proof of finished-product certification. COSMOS distinguishes certified-product signatures and authorized certifiers. ▪▪▪▪▪▪ ▪▪▪▪▪▪▪ ▪▪▪▪▪▪▪▪▪ ▪▪▪▪▪▪▪ ▪▪ ▪▪▪▪▪▪▪ ▪▪▪▪▪▪▪▪▪▪▪ ▪▪▪▪▪▪ ▪▪▪▪▪▪▪ ▪ ▪▪▪▪▪▪▪▪▪▪▪ ▪▪▪▪▪▪▪▪ ▪▪▪ ▪▪▪▪▪▪▪▪▪▪▪▪ ▪▪▪▪▪▪▪ ▪▪▪▪▪▪ ▪▪▪▪▪▪▪▪▪ ▪▪▪▪▪▪▪ ▪▪▪▪▪▪ ▪▪▪▪ ▪▪▪▪▪ ▪▪▪▪▪▪▪▪▪▪▪▪▪ ▪▪▪▪▪ ▪▪▪▪▪▪▪▪▪▪▪ ▪▪▪▪▪▪▪▪▪

Sources & Evidence

1. COSMOS Certification - Organic and Natural Products and Raw Materials
   · COSMOS identifies ORGANIC and NATURAL finished-product signatures and states that authorized certification bodies inspect and certify products. Interpreting Auralie's eligibility wording as insufficient proof of completed product certification follows from that distinction. ([cosmos-standard.org](https://www.cosmos-standard.org/en/certification/cosmos-certification/))
2. LAB[WHITE] - Fabrication cosmétique en marque blanche · Alger
   · LAB[WHITE] names SARL LABORATOIRE AURALIE in Alger and offers catalog or custom cosmetics, filling, packaging sourcing, design, delivery, and a launch bundle with brand guidelines and trademark assistance. (labwhite.app)
   · It states INAPI brand filing precedes its DCP submission and uses COSMOS-eligible wording. These are company representations.

24.273. Cosmoya

Cosmoya offers Algerian brand operators and distributors a modular route combining existing-base adoption, custom development, manufacture and filling, and packaging identity. Its product coverage centers on face, hair, and body care. ▪▪▪ ▪▪▪▪▪▪▪▪ ▪▪▪▪▪▪▪ ▪▪ ▪▪▪▪▪▪▪▪▪ ▪▪ ▪▪▪▪▪▪▪▪▪▪▪ ▪▪▪▪▪▪▪▪▪▪▪▪▪ ▪▪▪▪▪▪▪▪▪▪ ▪▪ ▪ ▪▪▪▪▪▪▪ ▪▪▪▪▪▪▪▪▪▪▪▪▪ ▪▪ ▪▪ ▪▪ ▪▪▪▪▪▪▪ ▪▪▪ ▪▪▪▪▪▪▪ ▪ ▪▪▪▪▪ ▪▪▪▪▪▪▪ ▪▪▪▪ ▪▪▪▪▪▪▪▪▪▪▪▪▪ ▪▪▪▪ ▪▪▪▪▪ ▪▪▪▪▪▪▪ ▪▪▪▪▪▪▪ ▪▪ ▪▪▪▪▪▪▪▪▪▪▪▪ ▪▪▪▪▪▪▪▪▪▪ ▪▪▪ ▪▪▪▪▪▪▪▪

Its commercial terms make the project-specific agreement decisive. ■■■■■■■■■■ ■■■■■■■ ■■■■■■■ ■■■■■■■■ ■■ ■■■ ■■■■■■■■ ■■■■■■■ ■■■ ■■■■■■■■■ ■■■■■■■■■ ■■■■■ ■■■■■■■■■■ ■■■■■■■ ■■■ ■■■ ■■■■ ■■■ ■■■■■■ ■■■■■■■■■■ ■■■■■■ ■■■■■■ ■■■■■■ ■■■ ■■■■■■■■ ■■■■■■■■■ ■■■■■■■■■■ ■■■■■■■■ ■■■ ■■■■■■ ■■■■■■ ■■■■■■ ■■■■■■■■■■ ■■■■■■■■■■■■■■■ This provides a defined approval gate, but makes late changes a commercial exposure rather than a routine extension of development.

■■■■■■■ ■■■■■■ ■■■■ ■■■■■■■■ ■■■■■■■ ■■■ ■■■■ ■■■■■■ ■■■ ■■■■■■■ ■■ ■■■ ■■■■■■■■■ ■■ ■■■■■■■■■ ■■■■■ ■■■■■■■■■■■■■■■■ ■■■■■ ■■■■■■ ■■■■■■ ■■■ ■■■■■■■■■■ ■■■■■■■■■ ■■ ■■■■ ■■■■■■■ ■■■■■■■■■■■■■■ ■■■ ■■■■■■■■■■■ ■■■■■■■■■ ■■■■■■ ■■ ■■■ ■■■■■ ■■■■■■■■ Commissioners seeking future manufacturing flexibility should negotiate the necessary rights and file access before commitment. Integrated development and packaging support can simplify a launch; buyers prioritizing portability or independent creative control should make those requirements explicit rather than infer them from customization.

Sources & Evidence

1. Cosmoya - Laboratoire cosmétique & création de marque
   · Cosmoya describes an Algerian B2B offering comprising existing-base adoption, custom development, manufacture and filling, and packaging identity, centered on face, hair, and body care. (cosmoyalab.com)
2. Catalogue premium - Cosmoya Laboratoire
   · Cosmoya presents its catalog as cosmetic development possibilities and adjustable directions governed by a customer's specification, rather than product-specific qualification evidence for every listed format. ([cosmoyalab.com](https://cosmoyalab.com/catalogue/))
3. Conditions commerciales B2B - Cosmoya
   · Cosmoya states that the project-specific agreement prevails over its general terms and that production follows written approval of required product and packaging elements; later changes can affect work and scheduling. ([cosmoyalab.com](https://cosmoyalab.com/conditions-commerciales/))
   · Customer-provided brand assets remain customer property; formula, design, and file rights are contractual. The brand holder remains responsible for unvalidated marketing claims.

24.274. Egyptian Company for Cosmetics

■■■■■■■■ ■■■■■■■ ■■■ ■■■■■■■■■ ■■■■■ ■■■■■■■■ ■■ ■■■■■■■■■ ■■■■■■■■■■■■ ■■■■■ ■■■■■■■■ ■■■■■■■ ■■■■■■■■■■■ ■■■■ ■■■■■■■■■■■■ ■■■■■■ ■■■■■■■ ■■■■■■■■■ ■■■■■■■■■■ ■■■■■■■■■■■ ■■■■■■■■■■■ ■■■ ■■■■■■ ■■■■■■■■■■ Its export service includes documentation, customs clearance, freight forwarding, and shipping. For a brand without these coordination resources, ECC is a candidate for a bundled development-and-export engagement rather than a filling-only contract.

ECC identifies a manufacturing location in New Mansoura's First Industrial Zone. Its commercial requirements make packaging readiness a launch dependency: packaging and artwork must be available at its warehouse before manufacturing begins. ■■■■■■ ■■■■■■ ■■■■■■■■■ ■■■■■■ ■■■■■■■■■ ■■■■■■■■■■■■ ■■■■■■■ ■■■■■■■■■ ■■■ ■■■■■■■■■ ■■■■■■■■■■■■■ ■■■■■■ ■■■■■■■■■■ ■ ■■■■■■ ■■■■■■■■■ ■ ■■■■■■■ ■■■■■ ■■■ ■■■■■■■ ■■■■■■■■ ■■■■■■■■■■■■ ■■■ ■■■ ■■■■■■■■■ ■■■■ ■■■■■ ■■■■■■■■ ■■■ ■■■■■■■■■■ ■■■■■■ ■■■■■■■ ■■■■■■■■■■■ ■■■■■■■■■■■■■■ ■■■ ■■■■■■■■ ■■■■■ ■■■■■■■■■■■■ ■■■■■■■ ■■■■ ■■

[redacted]

Sources & Evidence

1. ECC | Egyptian Company For Cosmetics | About US
   · ECC advertises product development, toll manufacturing, custom private labeling, packaging, registration assistance, and export logistics, including documentation, customs clearance, freight forwarding, and shipping.
2. ECC | Egyptian Company For Cosmetics | Production
   · ECC identifies New Mansoura's First Industrial Zone as its manufacturing location and requires packaging and artwork to be available at its warehouse before manufacturing.

24.275. Integrated Cosmetic Industries

[redacted] Its published portfolio extends beyond skin and hair care into oral care, roll-on deodorants, intimate care, fragrances, and spray presentations. This makes it a candidate for a multi-category brand program, provided each intended format is qualified rather than inferred from the overall portfolio.

ICI's engagement outline links brand and formula rights to legal setup, and production-slot reservation to an initial payment. Buyers should settle permitted formula use, specification approval, packaging readiness, and destination-support responsibilities before that commitment. [redacted]

Sources & Evidence

1. About us - ICI Industry
   · ICI identifies its facility in New Borg El Arab, Alexandria, and describes private-label and toll manufacturing for beauty brands.
2. Services - ICI Industry
   · ICI describes customer-specific prototypes developed by its R&D function, legal setup addressing formula and brand rights, custom packaging, initial payment to reserve production slots, and regional and international launch support.
3. Products - ICI Industry
   · ICI lists skin care, hair care, oral care, roll-on deodorants, intimate care, alcohol-based fragrance products, spray presentations, and custom formulations.

24.276. United Group Cosmetics

United Group Cosmetics (UGC) offers ready-made private-label formulations and custom formula development. [redacted]

[redacted] Its product presentation covers skin, hair, and body care, and it identifies a factory in Gamasa, Dakahlia, Egypt.

A commissioner can use UGC to compare catalog adoption with a bespoke brief rather than presume that private labeling entails original design. [redacted] Neither packaging completion nor a general assurance of global standards establishes those deliverables, and a custom formulation does not itself establish exclusivity.

Sources & Evidence

1. Services - UGCEgypt
   - UGC offers ready-made private-label options and custom development, technical documentation, filling and packaging support, and registration assistance described against Egyptian Drug Authority requirements.
   - The advertised service bundle supports comparing development routes; it does not itself establish exclusivity or engagement-specific international documentation obligations.
2. Products - UGCEgypt
   - UGC presents skin, hair, and body care categories and identifies a factory in Gamasa, Dakahlia, Egypt.

24.277. Eva Cosmetics

[redacted] Its stated range includes creams and lotions, liquids, powders, toothpaste, and sticks, with packaging options such as tubes, jars, sachets, pouches, and bottles. A buyer commissioning several product-and-package combinations can evaluate Eva as an integrated supplier while confirming suitability and documentation for each combination.

Eva also reports export presence across Europe, Africa, and the Middle East. [redacted] If only manufacturing is contracted, downstream distribution remains a separate commercial arrangement rather than an implied group service.

Sources & Evidence

1. Toll Manufacturing - Eva
   - Eva describes formula development, customization, manufacturing, and packaging across skin care, hair care, oral care, and personal hygiene.
   - Its stated product range includes creams, lotions, liquids, powders, toothpaste, and sticks; stated packaging options include tubes, jars, sachets, pouches, and bottles.

2. Our Partners - Akhnaton - ATR
   - Akhnaton Trading and Distribution identifies Eva Cosmetics as its sister company and states its own role as Eva's brand builder, commercial arm, and sole distributor.
   - Access to that distribution relationship for an independent commissioning brand is a contractual verification question, not an established consequence of the disclosed relationship.
3. Global Footprint - Eva
   - Eva reports an export footprint across Europe, Africa, and the Middle East; this is a company-described presence rather than proof of access for a particular ODM customer's brand.

24.278. Rosemary Cosmetics

[illegible] Its branded hair-care assortment includes shampoo, conditioner, masks, and leave-in serum, while its corporate description also covers skin and body care. The commissioning offer therefore extends beyond wholesale resale of Rosemary-branded products.

For a brand seeking hair, skin, or body care development, the factory-based offer warrants a brief-specific evaluation. [illegible] Export documentation and destination support should be agreed separately.

Sources & Evidence

1. [illegible] | Our Story - Rosemary Cosmetics
   - Rosemary describes third-party idea and formula development, production, and packaging within its New Damietta factory alongside its own hair, skin, and body care brand.
2. [illegible] - Rosemary Cosmetics
   - Rosemary's own-brand hair-care assortment lists shampoo, conditioner, masks, and leave-in serum.
   - Availability of these branded products does not establish that their formulas are available for licensing or exclusive adoption by another buyer.

24.279. Kempetro

Kempetro markets private-label and toll manufacturing within a wider healthcare portfolio that includes cosmetics, pharmaceuticals, and food supplements. [illegible] Those group-level statements do not identify which legal operator and site would execute a particular cosmetic brief.

Its published commissioning conditions provide a concrete due-diligence route: registration documents and certifications are supplied after a nondisclosure agreement and memorandum of understanding, followed by a separate manufacturing agreement. The company also describes customer review and amendment of proposed products, plus packaging and artwork readiness requirements. [illegible]

[redacted]

Sources & Evidence

1. About Kempetro - Kempetro
   - Kempetro describes cosmetic, pharmaceutical, and supplement businesses, private-label and toll services, personal-care research resources, and a parent-company factory network.
   - Its published commercial contact location is Alexandria, Egypt; that contact address is not treated as confirmation of the executing cosmetic factory.
2. Manufacturing Process - Kempetro
   - Kempetro describes making registration and certification documents available following a nondisclosure agreement and memorandum of understanding.
   - It separately describes a manufacturing agreement, customer review and amendment of proposed products, and packaging and artwork readiness requirements.

24.280. Shira Pharma

[redacted] It describes a business spanning cosmeceuticals, pharmaceuticals, and food supplements and presents branded Hepta skin-care products. Those products establish its own commercial offering, not an automatic right for another brand to adopt its formulas.

A company-issued recruitment description identifies external-client toll manufacturing at Badr City, Egypt, with technical agreements and coordination across production, quality, supply-chain, R&D, and regulatory teams. This supports a stated client-manufacturing interface, but does not establish that a particular customer receives custom design, formula ownership, or turnkey destination access. [redacted]

Sources & Evidence

1. CIRA Pharma | LinkedIn
   - CIRA Pharma pairs its English styling with the Arabic Shira Pharma name, describes a cosmeceutical, pharmaceutical, and supplement business, and presents branded Hepta skin-care products.
2. Toll Manufacturing Manager - Cosmeceutical Industry - CIRA Pharma
   - The employer describes external-client toll manufacturing at Badr City, client technical agreements, and coordination with R&D and regulatory teams for product transfers and new launches.
   - The recruitment description supports a stated organizational remit, not confirmation that the role was filled or that a specific client project was completed.

24.281. Granels Manufacturing Limited

Granels Manufacturing Limited offers an Abuja-based route combining cosmetic development with commissioned production. Its disclosed range includes facial cleansers and serums, body moisturizers and washes, and shampoos, conditioners, and hair oils. ▪▪ ▪▪▪▪▪▪▪▪▪ ▪▪▪▪▪▪▪▪ ▪▪▪▪▪▪▪ ▪▪▪▪▪▪▪▪▪▪▪▪ ▪▪▪▪▪▪▪▪ ▪▪▪▪▪▪▪▪▪ ▪▪▪ ▪▪▪▪▪▪▪▪▪▪▪▪▪▪▪▪▪▪ ▪▪▪▪▪▪▪▪▪▪▪▪▪▪ ▪▪▪▪▪▪▪ ▪▪▪▪▪▪▪▪ ▪▪▪ ▪▪▪▪▪▪ ▪▪▪▪▪▪▪▪▪▪▪ ▪▪▪▪▪▪▪ ▪▪▪▪▪▪▪▪▪ ▪▪▪▪▪▪▪▪▪▪▪▪▪ ▪▪▪▪▪▪ ▪▪▪▪▪▪ ▪▪▪▪▪▪▪▪▪ ▪▪▪▪ ▪▪ ▪▪▪▪▪▪▪▪ ▪▪▪▪▪▪▪ ▪▪▪ ▪▪▪▪▪▪▪▪ ▪▪▪ ▪▪▪▪▪▪▪▪ ▪▪▪▪▪ ▪ ▪▪▪▪▪▪▪▪▪▪▪▪▪ ▪▪▪▪▪ ▪▪▪ ▪▪ ▪▪▪▪▪▪▪▪▪ ▪▪▪▪▪▪▪▪▪▪▪▪ ▪▪▪ ▪▪▪ ▪▪▪▪▪▪▪

The company describes Granels as its new identity after Damife Cosmetic Labs, while retaining Damife Naturals as its consumer brand. UNDP separately identifies Granels Manufacturing Limited with Damife Naturals as a plant-based skincare producer. ▪▪▪▪ ▪▪▪▪▪▪▪▪▪▪▪▪ ▪▪▪ ▪▪▪▪▪▪▪▪▪▪ ▪▪▪▪▪▪▪▪▪▪▪▪ ▪▪▪ ▪▪▪▪▪ ▪▪▪▪ ▪▪▪▪▪▪▪▪▪▪ ▪▪ ▪▪▪▪▪▪▪▪▪▪▪ ▪▪▪▪▪▪▪▪▪▪▪▪▪▪ ▪▪▪▪▪▪▪▪▪ ▪▪▪▪▪▪▪ ▪▪▪▪ ▪▪▪▪▪ ▪▪▪▪▪▪▪ ▪▪▪▪▪▪▪▪▪▪▪▪ ▪▪▪▪▪▪▪ ▪▪▪▪▪▪▪▪ ▪▪▪ ▪▪▪▪▪▪▪▪ ▪▪▪▪▪▪▪▪▪▪▪ ▪▪▪▪▪▪▪ ▪▪▪ ▪▪▪▪▪▪▪▪▪▪▪ ▪▪▪▪▪▪▪ ▪▪ ▪▪▪▪▪▪▪▪▪

▪▪▪▪▪▪▪▪▪▪▪▪ ▪▪▪▪▪▪▪▪ ▪▪ ▪ ▪▪▪▪▪▪▪▪▪▪ ▪▪▪▪▪▪▪▪▪▪▪▪ ▪▪▪▪ ▪▪▪▪▪▪▪ ▪▪▪▪ ▪▪ ▪▪▪▪▪▪▪▪▪▪ ▪▪▪▪▪▪▪▪▪▪▪ ▪▪ ▪▪▪▪▪▪▪▪▪▪▪▪▪▪▪ ▪▪▪▪▪▪▪▪▪ ▪▪▪▪▪▪▪▪▪ ▪▪▪▪▪▪▪▪▪ ▪▪▪▪▪ ▪▪▪▪▪ ▪▪▪▪ ▪▪▪ ▪▪▪▪▪▪▪▪▪▪▪ ▪▪▪ ▪▪▪▪▪▪▪▪▪▪▪▪▪ ▪▪▪▪▪▪▪▪▪ ▪▪▪ ▪▪▪ ▪▪▪▪▪▪▪ ▪▪▪▪▪▪▪▪▪▪▪ ▪▪▪ ▪▪▪▪▪▪▪ ▪▪▪▪▪▪▪▪▪▪▪ ▪▪ ▪▪▪ ▪▪▪▪▪▪▪ ▪▪▪ ▪▪▪▪▪▪▪▪▪▪▪▪▪▪▪▪▪▪▪▪ ▪▪▪▪▪▪▪▪ ▪ ▪▪▪▪▪▪▪ ▪▪▪▪▪▪▪▪▪ ▪▪▪▪▪▪▪▪▪▪▪▪▪▪▪▪▪▪▪▪ ▪▪▪▪▪▪▪▪▪▪▪▪ ▪▪▪▪ ▪▪▪▪ ▪▪▪▪▪▪▪▪▪▪▪▪ ▪▪▪▪▪▪▪▪▪ ▪▪▪▪▪▪▪▪▪▪▪▪▪ First-launch buyers should establish the registration route and permitted manufacturer labeling before committing. The integrated development and documentation offer is relevant only when these responsibilities and service eligibility are expressly agreed.

Sources & Evidence

1. Granels Manufacturing | Cosmetic & Personal Care Manufacturer | Formerly Damife Cosmetic Labs
   · Granels lists skincare, body-care, and haircare products and describes in-house quality evaluation, packaging, labeling, and documentation services from an Abuja commercial interface. These are supplier disclosures, not independently verified outcomes. (granelsmanufacturing.com)
2. Custom Cosmetic Formulation & Development | Granels
   · Granels distinguishes its existing white-label formulations from products developed around a commissioning brand's brief, with production support and applicable product records. Route-selection implications are analytical. ([granelsmanufacturing.com](https://granelsmanufacturing.com/services/custom-formulation-product-development))
3. About Granels Manufacturing | Formerly Damife Cosmetic Labs
   · Granels describes itself as the new identity of Damife Cosmetic Labs and identifies Damife Naturals as its continuing consumer brand. This is company-stated identity continuity, not registry confirmation. ([granelsmanufacturing.com](https://granelsmanufacturing.com/about))
4. Nigerian Women and Youth Entrepreneurs Connect to Continental Growth Opportunities at BIASHARA AFRIKA 2026 | United Nations Development Programme
   · UNDP identifies Granels Manufacturing Limited with Damife Naturals as a plant-based skincare producer. This corroborates the named commercial association, not commissioned manufacturing performance. ([undp.org](https://www.undp.org/nigeria/press-releases/nigerian-women-and-youth-entrepreneurs-connect-continental-growth-opportunities-biashara-afrika-2026))

5. Terms & Conditions - Granels Manufacturing
   · Granels' terms state that listed white-label and off-the-shelf products are not NAFDAC registered, assign destination compliance to buyers, and require a separate service for manufacturer attribution on labels. ([granelsmanufacturing.com](https://granelsmanufacturing.com/terms))
6. NAFDAC & Cosmetic Regulatory Support | Granels
   · The registration-support offering includes a minimum six-month consistent manufacturing-history requirement and describes dossier preparation, submission, queries, and renewal support. The full engagement eligibility remains to be confirmed. ([granelsmanufacturing.com](https://granelsmanufacturing.com/services/regulatory-support))

24.282. OUI Life Corp

OUI Life Corp offers private-label, semi-custom, and custom-development routes with manufacturing and filling from Mile xx.xx Lagos. ■■■ ■■■■■■■■■ ■■■■■■■■■■ ■■■■■ ■■■■■■■■■ ■■■■ ■■■■■ ■■■■■■■■■ ■■■■■ ■■■■■■■■■ ■■■ ■■■■■■■■■ ■■■■■■■■■ ■■■ ■■■■■ ■■■■ ■■■■■■■■■ ■■■ ■■■■■■ ■■■■■■ ■■■■■■■■■■ ■■■ ■■■■■■■■ ■■■■■■■■ ■■■■■■ ■■■■■ ■■■■■■■■■ ■■ ■■■ ■■■■■■■■■■■■■■■■■■■■ ■■■■■■■■ These are relevant product-development assets, but they do not independently establish delivery performance for commissioning customers.

OUI distinguishes internal manufacturing practice from externally certified status: it describes ISO xx.xx as internally implemented, not third-party certified. ■■■■■■■■■ ■■■■■■■■■■■■ ■■■■■■■■ ■■■■■■■■ ■■■■■■■ ■■■■■■■■■■ ■■■■■ ■■■■■■■■■■■■ ■■■■■■■ ■■■■■■■■ ■■■■■■■■■■■■ ■■■■■ ■■■■■■■■■■■■■■■ ■■■ ■■■■■■■■■■■■ ■■■■■■ ■■■■■■■■■■■■ ■■■■■■ ■■ ■■■ ■■■■■■■■ ■■■■■■■ ■■■■■■ ■■■■■■■■ ■■■■■■■■■■■■■■ ■■■ ■■■■■■■■■■■■■■■■ ■■■■■■ ■■■■■■ ■■■■■■■■■ ■■■■■■■■ ■■■ ■■■■■■■■ ■■■■■■■■■■ ■■■■■■■■■ ■■■■■■■■■■■■■■■■■■ ■■■ ■■■■■■■■■■ ■■■■■■■ ■■■■■■ ■■■■ ■■■■■■ ■■■■ ■■■■■■■■■■ ■■■■■■■■ ■■■■■ ■■■■■■ ■■■■■■■■■■■■ A consolidated development interface can simplify coordination, but only when the remaining external services and buyer approvals are identified.

Sources & Evidence

1. OEM Manufacturing & Private Label Beauty Production | OUI Life Corp
   · OUI describes private-label, semi-custom, and custom routes, Mile xx.xx manufacturing and filling, and established personal-care categories. Packaging procurement and specified external services require separate agreement. ([ouilife.co](https://www.ouilife.co/for-business))
2. Quality & Compliance | OUI Life Corp
   · OUI expressly identifies ISO xx.xx as internally implemented rather than third-party certified. NAFDAC filing responsibilities, UK/EU records, Responsible Person coordination, and external evaluations are project-scoped. ([ouilife.co](https://www.ouilife.co/quality))
3. Brand Platforms - Owned & White-label Manufacturing | OUI Life Corp
   · OUI identifies URU, FOUNDXN, and HUEMÀN as owned consumer brands and SPECIFIQ as a bespoke-development service. These disclosures illustrate category focus without independently proving partner delivery outcomes. ([ouilife.co](https://www.ouilife.co/brands))

24.283. Ene Naturals

Ene Naturals offers natural skincare and haircare commissioning from Lagos, using its own products for white-label supply or custom development followed by manufacture. Its own-brand positioning emphasizes melanin-rich skin and Afro-textured hair. ■■■■ ■■■■■ ■■

[redacted]

Its delivery choices distinguish bulk products, packaged products, and packaged-and-labeled products. It also offers development documentation for buyers choosing another manufacturer. [redacted]

The company publishes Nigerian and UK identities, and Companies House confirms an active Ene Naturals Limited with cosmetics trading and beauty-service classifications. This supports a UK corporate interface, not a verified UK production site or automatic destination access. [redacted]

Sources & Evidence

1. Private label and contract organic cosmetics manufacturing and natural beauty business consultancy
   · Ene offers white-label and custom development/manufacture, alternative finishing states, and development documentation for execution elsewhere. Its commercial address is in Lagos. Rights verification is an analytical implication. ([enenaturals.com](https://enenaturals.com/private-label-manufacturing/))
2. Ene Natural Skincare limited company information
   · Ene's own materials emphasize natural products for melanin-rich skin and Afro-textured hair and publish Nigerian and UK corporate identifiers. These are positioning and identity disclosures, not efficacy or factory-network proof. ([enenaturals.com](https://enenaturals.com/?utm_source=openai))
3. ENE NATURALS LIMITED overview - Find and update company information - GOV.UK
   · Companies House records Ene Naturals Limited as active, with cosmetics wholesale, cosmetics retail, and beauty-service classifications. Corporate registration does not independently verify a production site or destination qualification. ([find-and-update.company-information.service.gov.uk](https://find-and-update.company-information.service.gov.uk/company/xx.xx))

24.284. Organic Shoppe

[redacted] Its private-label service describes manufacture, filling, labeling, and shipment of finished products, or bulk delivery for buyer-side completion. The commissioning choice therefore includes both a design contribution and the point at which finishing responsibility changes hands.

The broader company also markets food, wellness, and personal-care products. Buyers should isolate the cosmetic brief, executing site, supporting records, and finishing work rather than infer cosmetic qualification from the wider catalog. [redacted]

Sources & Evidence

1. COSMOS Certification - Organic and Natural Products and Raw Materials
   · COSMOS distinguishes finished cosmetic-product certification from raw-material certification and approval. Requiring product-specific evidence for a certification-specific Organic Shoppe brief is an analytical implication, not a finding about its certification status. ([cosmos-standard.org](https://www.cosmos-standard.org/en/certification/cosmos-certification/))
2. Private Label For Organic Products - Organic Shoppe
   · Organic Shoppe describes existing-base adoption, modification, custom development, finished-product delivery, and bulk supply for buyer finishing from Lagos. Completion-state trade-offs are analytical interpretations. ([organic.ng](https://organic.ng/private-label/))
3. About - Organic Shoppe
   · Organic Shoppe describes a broader manufacturing and retail business across food, wellness, and personal care. Isolating the commissioned cosmetic capability from this wider catalog is an analytical qualification requirement. ([organic.ng](https://organic.ng/about/))

24.285. Adunni Organics

Adunni Organics offers third-party skincare and haircare manufacture from Lagos alongside its own natural personal-care brand. Its own range includes soaps, lotions, butters, and balms. ■■■■■■■■■■■■■ ■■■ ■■■■■■ ■■■■■■■■ ■■■■■■■■ ■■ ■■■■■■■■■■■■■■■■ ■■■■■■■■■ ■■■■ ■■■■■■■■■ ■■■■■■■■ ■■■■ ■■■ ■■■■■■■■■■ ■■■■■■■ ■■ ■■■■■■■■ ■■ ■■■ ■■■■■■■

Its custom offer promises exclusivity and a signed confidentiality agreement, making it relevant to buyers seeking brand-specific products rather than simple relabeling. ■■■■■■ ■■■■■■■■■■■ ■■■■■■ ■■■■■■ ■■■■■ ■■■■■■■■■■ ■■■■■■■■■■■ ■■■■■■ ■■■■■■ ■■■■■■■■ ■■■ ■■■■■■■■■ ■■■■■■■■■■■ ■■■■■■■■■■ ■■■■■■■■■■■■■■■■ ■■■■■ ■■■■ ■■■ ■■■■■■ ■■■■■ ■■■■■■■■ ■■■■■■■■■■■■■■■■ ■■■■■■ ■■■■■■ ■■■■■■■■■■■■■ ■ ■■■ ■■■■■■ ■■■ ■■■■■■ ■■■■■ ■■■■■■■■■■■■■■■■ ■■■■■■■■■■■■■■■■ Facility qualifications and destination support should be verified for the actual engagement.

Sources & Evidence

1. Contract Manufacturing - Adunni Organics
   · Adunni offers Lagos third-party skincare/haircare manufacture, existing and custom formulas, alternative packaging arrangements, and advertised custom exclusivity and confidentiality. Contractual portability remains a verification question. ([adunniorganics.com](https://www.adunniorganics.com/pages/contract-manufacturing-private-label-production))
2. About Us - Adunni Organics
   · Adunni describes its own natural personal-care brand and manufacture and packaging of soaps, lotions, butters, and balms. This provides product context rather than independent commissioned-delivery evidence. ([adunniorganics.com](https://adunniorganics.com/pages/about-us))

24.286. Solbis

■■■■■■ ■■■■■■■■■■ ■■■■ ■■■■■■■ ■■■■■■■■■■■■ ■■■■■■■■■ ■■■■■■■■■ ■■■■ ■ ■■■■■■■ ■■■■■■ ■■■■ ■■■■■■■■■■■■ ■■■■■■■■■■ ■■■ ■■■■■■■■■■ ■■■■■■■■■■■■ Its published terms leave ownership and use of engagement deliverables to the manufacturing services agreement; buyer-provided information should not be confused with newly developed product rights.

[redacted] Buyers should verify the legal operator, actual cosmetic executing site, relevant credentials, and customer references before relying on the geographic claims. Regional coordination is a potential benefit, not an established delivery outcome.

Sources & Evidence

1. Solbis: Contract manufacturing across West Africa
   · Solbis advertises brief-led cosmetic development and supply, assigns deliverable rights to engagement agreements, and displays placeholder company-registration text. These disclosures do not substantiate its legal operator or regional executing sites. (solbis.org)

24.287. Lueur Cosmetics Lab

Lueur Cosmetics Lab describes a Ghana-based skincare and haircare manufacturing offer with white-label, private-label, and custom-development services. Its custom offer is positioned around buyer-specific products. [redacted]

A Ghana-focused brand can evaluate this combination when it needs external development and a local registration interface. Before commitment, the buyer should establish the precise product, delivered packaging state, documentation access, and submission responsibilities. [redacted]

Sources & Evidence

1. About Lueur Cosmetics Lab | Private Label & Contract Manufacturing in Ghana
   · Lueur describes Ghana-based skincare and haircare manufacturing with private-label, white-label, and contract services. Its certification description is a supplier assertion, not independently confirmed qualification. ([lueurcosmeticslab.com](https://www.lueurcosmeticslab.com/about-us/))
2. Custom Development
   · Lueur's custom-development page offers products tailored to a customer's brand. It does not establish engagement-specific formula ownership, exclusivity, or documentation access. ([lueurcosmeticslab.com](https://www.lueurcosmeticslab.com/our-services/custom-development/))
3. Ghana FDA Product Registration Support | Lueur Cosmetics Lab
   · Lueur offers Ghana Food and Drugs Authority registration support for cosmetics it manufactures. Evaluating this manufacturing-linked interface separately from other destination requirements is an analytical implication. ([lueurcosmeticslab.com](https://www.lueurcosmeticslab.com/our-services/fda-assistance/))

24.288. Promaldi Labs

Promaldi Labs offers private-label body care, eau de parfum and body mists, with signature-scent selection, bespoke fragrance development and packaging support. [redacted]

[redacted] The company also advertises hospitality amenities and worldwide shipping.

[redacted] Before awarding supply, buyers should confirm the executing site, rights to the commissioned scent and destination documentation. Coordinated scent branding may simplify the commercial interface, but does not establish approval for every intended product or destination.

Sources & Evidence

1. Promaldi Labs - Private Label Manufacturing & Scenting Solutions - Ghana
   · Promaldi advertises private-label body care, eau de parfum, body mists, scent-library and bespoke-fragrance options, packaging support, hospitality amenities and worldwide shipping. Home fragrance and ambient-scenting systems are separate offerings. (promaldi.com)
2. A-Beauty | African Beauty & Wellness Brands: Expanding Our Core Without Abandoning Our Roots | Promaldi Labs
   · Promaldi's co-founder describes African production, Ghanaian cooperative sourcing and work with brands commissioning bath, body and fragrance products. These are company-reported operations, not independent evidence of customer outcomes. ([promaldi.com](https://promaldi.com/blogs/insights_for_the_trade/african-beauty-wellness-brands-expanding-our-core-without-abandoning-our-roots))

24.289. Ayewa Labs

[redacted] Its manufacturing service includes on-site filling and labeling in several packaging formats. An Accra contact location provides a local commercial interface, although it does not independently identify the executing manufacturing site.

A distinctive contracting choice is its published option to retain Ayewa for manufacturing or acquire formulation IP for manufacture elsewhere. A brand seeking future sourcing flexibility should settle the transfer rights, documentation deliverables and receiving manufacturer's acceptance before choosing the latter route. [redacted]

Sources & Evidence

1. Manufacturing Services - Ayewalabs
   · Ayewa advertises integrated personal-care development and manufacturing, the stated skin-, body- and hair-care categories, hotel and salon amenities, and on-site filling and labeling in multiple packaging formats. ([ayewalabs.com](https://ayewalabs.com/manufacturing-services/))

2. Bespoke/ Custom Formulation - Ayewalabs
   · Ayewa's bespoke-development service offers continued Ayewa manufacture or a formulation-IP transfer package for external manufacture, with documentation and optional handover support. Contractual rights and receiving-manufacturer acceptance remain buyer verification conditions. ([ayewalabs.com](https://ayewalabs.com/bespoke-custom-formulation/))
3. Contact - Ayewalabs
   · Ayewa publishes an Accra contact location and references AyewaAberfur and Ayewa Essentials. The page supports those named relationships, but is not an official ownership record or confirmation of the executing site. ([ayewalabs.com](https://ayewalabs.com/contact/))

24.290. All Pure Nature Ghana

All Pure Nature Ghana advertises Ghana-made handmade bath, body and hair care, custom product development, and contract private- and white-label services. Its catalog includes bar soaps, body lotions and butters, lip balms and hair products. ■■ ■■■■ ■■■■■■ ■■■■ ■■ ■■■■■ ■■■■■■■■■■ ■■■■■■■■■ ■ ■■■■■■■■■ ■■■■■■■■■■ ■■■■■ ■■■■■■ ■■■■ ■■■■■ ■■ ■■■■■■■■■■■■■■■■■■ ■■■■■■■■■■■■

Handcrafted positioning creates a specific buyer-acceptance consideration: the company describes variations in product shape and color as part of its offering. ■ ■■■■■ ■■■■■■■■■ ■■ ■■■■■■■■■ ■■■■■■■■■■■■■ ■■■■■■■■■■■ ■■■ ■■■■■■ ■■■■ ■■■■ ■■■■■ ■ ■■■■■■■■ ■■■■■■■■■■ ■■■■■■■ ■■■■■■■ ■■■■■■■■■■■■ ■■■■■■ ■■■■■ ■■■■■■■■■■ ■■■■■■■■■■■■■■■ ■■■■■■■ ■■■■■■■■■■■ ■■■■■■ ■■■■■■ ■■■■■■■■■■■ ■■■■■■■■■■■■■■■ ■■ ■■ ■■■■■■■■■ ■■■■■■■ ■■■■ ■■ ■■■■■■■■■ ■■■■■■■■■■■ ■■■■■■■■■■ ■■■ ■■■■■■■■■■ ■■■ ■■■■■■■■■■ ■■■■■■■■■■ ■■■ ■■■■■■■■■■■■■ ■■■■■■■ The company's natural-product positioning should be evaluated against the actual promises in the commissioning brief rather than assumed to establish certification.

Sources & Evidence

1. Our Services - All Pure Nature
   · All Pure Nature describes Ghana-made handmade bath, body and hair care, custom development, contract private- and white-label services, and worldwide shipping. ([allpurenaturegh.com](https://allpurenaturegh.com/our-services/))
2. About Us - All Pure Nature
   · All Pure Nature describes shape and color variation as part of its handcrafted products and markets natural-product positioning. Agreeing appearance specifications and substantiating commissioned positioning are commercial implications, not findings of product inferiority or certification status. ([allpurenaturegh.com](https://allpurenaturegh.com/about-us/))
3. Shop Products - All Pure Nature
   · The company's catalog lists bar soaps, body lotion, body butters, lip balms and hair products. Catalog presence does not independently establish availability under a particular commissioned agreement. ([allpurenaturegh.com](https://allpurenaturegh.com/shop-products/))

24.291. L'Arbre de Vie Group

■■■■■■■ ■■ ■■■ ■■■■■ ■■■■■■■■■■ ■■■■■■■■■■■ ■■■■■ ■■ ■■■ ■■■■ ■■■■■■■■ ■■■ ■■■■■■■■■■■■ ■■■■■■■■■■■■ ■■■■■■■■ ■■■ ■■■■■■■■ ■■■■■■■■■■ ■■■■■■■■■■■■■■■■■■■■ It separately presents Gold Essence Cosmetics for finished cosmetics and Les Trésors d'Eden for

food products. These activities should not be treated as one interchangeable commissioning offer.

[redacted] Ingredient purchasing and consumer-brand sourcing are different transactions. The portfolio description alone does not establish common ownership terms, site qualification or export-documentation support.

Sources & Evidence

1. L'Arbre de Vie - Group
   · The group separately identifies laboratory R&D, white-label services and cosmetic ingredients, Gold Essence finished cosmetics, and Les Trésors d'Eden food products. ([larbredeviegroup.com](https://www.larbredeviegroup.com/))

24.292. Laboratoire Afri' Cosmetic

[redacted] Its professional offering encompasses custom development and white-label cosmetics, including creams, lotions, gels, oils, soaps and scrubs. Supplements are presented as a distinct activity and should not be used to infer cosmetic manufacturing suitability.

[redacted] This route fits a brief differentiated primarily through packaging, permitted scent choices and brand identity. A buyer requiring a proprietary formula should instead negotiate the custom-development and ownership arrangement, without assuming that a branded label creates exclusivity.

Its regulatory assistance covers labeling, ingredient information, claims and product dossiers. Before relying on that service for a destination market, an importer or brand operator should obtain written deliverables identifying the applicable framework and any external provider. [redacted]

Sources & Evidence

1. Vous avez un projet de marque ? - Laboratoire Afri' Cosmetic
   · Afri' Cosmetic describes third-party formulation, manufacture and packaging in Côte d'Ivoire, custom and white-label development, the stated cosmetic categories, and target commissioning customers. It separately identifies supplements as a distinct activity. ([laboratoireafricosmetic.com](https://laboratoireafricosmetic.com/professionnels))
2. Marque blanche - Laboratoire Afri' Cosmetic
   · Afri' Cosmetic explicitly states that catalog white-label formulas are nonexclusive and available to other brands, while buyers retain packaging, permitted scent and visual-identity choices. The profile's differentiation trade-off follows from that disclosed arrangement. ([laboratoireafricosmetic.com](https://laboratoireafricosmetic.com/marque-blanche))

3. Accompagnement reglementaire - Laboratoire Afri' Cosmetic
   · Afri' Cosmetic advertises regulatory assistance concerning labeling, ingredient information, claims and product dossiers. Its substantive service description does not identify the reference jurisdiction or allocation between internal and external providers. ([laboratoireafricosmetic.com](https://laboratoireafricosmetic.com/accompagnement-reglementaire))

24.293. Skincademy Labs

[redacted] The wider business adds beauty training and consulting covering brand positioning, customer education, product strategy and market readiness. It separately identifies Sunkissed by The Skincademy as its flagship consumer-skincare brand; that owned-brand activity is not evidence of third-party manufacturing outcomes.

A skincare brand needing development support alongside customer education can explore a combined engagement. Before commissioning cosmetic supply, however, it should confirm the manufacturing commitment, executing site, filling and packaging deliverables, and documentation access rather than infer these from the training and consulting ecosystem. [redacted]

Sources & Evidence

1. What We Do - Skincademy
   · Skincademy identifies Labs formulation guidance, sourcing support and cosmetic development for African markets, alongside training, consulting and its separately identified flagship consumer brand, Sunkissed by The Skincademy. ([skincademy.co.ke](https://skincademy.co.ke/services/))
2. Beauty Business Consulting - Skincademy
   · Skincademy's consulting service covers brand positioning, customer education, product strategy and market readiness. These complementary commercial services do not independently establish a commissioned manufacturing commitment. ([skincademy.co.ke](https://skincademy.co.ke/services/consulting/))

24.294. IngriMatt Limited

IngriMatt Limited offers a Kenyan commissioning route for brands needing external skin-care or hair-care development together with private-label manufacturing. [redacted] Its separately advertised cosmetic raw-material import and export business is a complementary sourcing activity, not evidence that commissioned finished cosmetics have equivalent international delivery coverage.

[redacted] Before committing, identify the executing manufacturer, delivered product state, and destination-specific documentation.

Combining these responsibilities may simplify coordination for a buyer without an internal development team; retaining separate packaging suppliers offers greater specification control but leaves more interfaces with the buyer.

Sources & Evidence

1. Services - Ingrimatt
   · IngriMatt offers private-label cosmetic manufacturing, custom skin-care and hair-care formulation, branding and packaging consultation, and regulatory guidance. Distinguishing advisory work from physical supply obligations is an analytical implication. ([ingrimatt.co.ke](https://ingrimatt.co.ke/services/))
2. Products - Ingrimatt
   · IngriMatt separately describes cosmetic raw-material import and export. That statement concerns ingredients and does not independently establish commissioned finished-product delivery coverage. ([ingrimatt.co.ke](https://ingrimatt.co.ke/projects/))

24.295. Nia Cosmetics Limited

Nia Cosmetics Limited offers private-brand development from its Eldoret, Kenya business, combining formulation, production, packaging, and assembly. ■■■ ■■■■■ ■■■■■■■■ ■■■■■ ■■■■ ■■■■■ ■■■■ ■■■■■ ■■■■■■■■ ■■■■■■■■■■ ■■■ ■■■■■ ■■■■■■■■■■ ■■■■■■■■■ ■■■■■■■■■■■ ■■ ■■■■■■■■ ■■■■■■ ■■■■ ■■■■■■■ ■■■ ■■■■■ ■■■■■ ■■■■■ ■■■■ ■■■■■■■■■■ ■■■■■■ ■■■■■■■■■■■■ ■■■■■■■■ ■■■■■■■■■■■■ The Sari contract range includes bath and toilet soaps alongside household and other consumer goods; those adjacent products should not be mistaken for additional cosmetic-development capabilities.

■■■■■■■■ ■■■ ■■■■■■■■■■■ ■■■■■■■■■■■■ ■■■ ■■■■■■■■ ■■■ ■■■ ■ ■■■■■■■■■■■■ ■■■■■■■■■■■■ ■■■■■■■■■■ ■■■■■■ ■■■■ ■■■■■■■■ ■■ ■■■■ ■■ ■ ■■■■ ■■■■■■■■■ ■■ ■■■■■■■■■ ■■■■■■■ ■■■■■■■■■■ ■■■ ■■■■■■■ ■ ■■■■■■■■ ■■■■■■■■ ■■■■■■ ■■■■■ ■■■■■■■■■■■■ ■■■■■■■■■■■ ■■■■■■■■ ■■ ■■■■■■■■ ■■■■■■■■■■■ ■■■■■■■■■■ ■■■ ■■■ ■■■■■■■■ ■■■■■■■■■■ Buyers should establish brand rights, claims approval, packaging completion, and repeat-supply responsibilities. Amenity-product supply and property-level dispenser installation or replenishment are separate purchasing decisions and should be specified separately.

Sources & Evidence

1. Sari Products - Nia Cosmetics Limited
   · Nia's Sari page identifies its Eldoret, Kenya location and offers private-brand formulation, production, packaging, and assembly, including bath and toilet soaps alongside non-cosmetic consumer goods. ([niacosmetics.co.ke](https://niacosmetics.co.ke/sari-product-line/))
2. Elani Products - Nia Cosmetics Limited
   · Elani lists body care, hair care, body mist, and hotel amenity collections containing shampoo, shower gel, lotion, and guest soap. It separately offers private-brand development for personal-care products. Property-level service allocation is a purchasing implication, not an advertised installation capability. ([niacosmetics.co.ke](https://niacosmetics.co.ke/elani-products/?utm_source=openai))

24.296. Cosmetic Packaging Kenya

■■■■■■■■ ■■■■■■■■■ ■■■■■ ■■■■■■■■■■ ■■■■■■ ■■ ■■■ ■■■■■■■■ ■■ ■■■■■■■■■■■ ■■■ ■■■■■■■
Beyond ingredient and empty-packaging distribution, the platform advertises commissioned

skin-care, hair-care, and body-care development, including custom and semi-custom formulations, ingredient sourcing, packaging, labeling, and compliance support. Its Nairobi commercial contact provides a local engagement point, but should not be treated as identification of the executing factory.

Brand operators can compare adaptation of an offered base with custom development through the same commercial interface. ■■■ ■■■■■■■ ■■■■■ ■■ ■■■■■■■■ ■■■■ ■■■ ■■■■■■■■■ ■■■■■■■ ■■■■ ■■■ ■■■■■■■■■■■ ■■■■■■ ■ ■■■■■■ ■■■■■ ■■■■■■■■ ■■■■■■■ ■■■■■■■■■ ■■ ■■■■■■■■■■ ■■■■■■■■■■■■ ■■■ ■■■■■■■■■■■■ ■■■■■■■■■ ■■■■■■ ■■■■■■■■ ■■■ ■■■■■■■■■■■■ ■■■■■■■■■ ■■■■■■ ■■■■■■■■■■■■■ ■■■ ■■■■■■■■■ ■■■■■■ ■■■■■■ Keeping component purchases distinct from the commissioned cosmetic offer prevents retail-distribution promises from becoming assumed development or delivery obligations.

Sources & Evidence

1. Contract Manufacturing Beauty Products - Formulators Hub Kenya
   · Formulators Hub Kenya identifies Cosmetic Packaging Kenya as its operator and advertises custom and semi-custom skin-care, hair-care, and body-care development, sourcing, packaging, labeling, and compliance support. Executing-site verification remains an engagement-level requirement. ([formulatorshubkenya.com](https://www.formulatorshubkenya.com/pages/contract-manufacturing-beauty-products))
2. About Us | Cosmetic Ingredients Wholesale - Formulators Hub Kenya
   · Formulators Hub Kenya describes ingredient and packaging distribution and identifies a Nairobi commercial contact. Separating that retail-distribution scope from commissioned development and factory identification is an analytical implication. ([formulatorshubkenya.com](https://www.formulatorshubkenya.com/pages/about-us))

24.297. Aromakare LTD

Aromakare LTD presents a Kenyan private-label capability for beauty brands and professional or retail personal-care products. ■■ ■■■■■■■■■ ■■■■■■■ ■■■■■■■■■■■ ■■■■■■■■ ■■ ■■■■■■■■■■■■■ ■■ ■■■ ■■■ ■■■■■■ ■■■■■■■ ■■■ ■■■■■■■■ ■■■■■■■■■ ■■■■■■■■■ ■■■ ■■■■■■■■■■■■■■■ ■■■■■■■ Its Black Essentials brand focuses on African hair and skin, providing a specific orientation toward hair and body care rather than evidence of superior third-party product outcomes.

■■■■■■■■■ ■■■ ■■■■■■■■■ ■■■■■■■■■■■■ ■■■ ■■■■■■■■ ■■■ ■■■■■■■■■ ■■■■■■■■■■■ ■■■■■■■■■ ■■■■■ ■■■■ ■■■■ ■■■■ ■■■■■■■■■■■ ■■■ ■■■■■■■■ ■■■■■■ ■■■■■■■■■■■ ■■ ■■■ ■■■■■■■■■ ■■■ ■■■■■■■■ ■■ ■■ ■■■■■ ■■■■■ ■■■■■ ■■■ ■■■■■■■■■ ■■■■■ ■■ ■■■■■■■■■■■■■ ■■■■■■■■ ■■■■■■■■■■■■■■■■ ■■■ ■■■■■■■■■■■ ■■■■■■■■■■ ■■■■■■■■■ ■■■■■■■■■■■ ■■■■■■■■ ■■ ■■■■ ■■■ ■■■■■■■■■ ■ ■■■■■■■■ ■■ ■■■■■■■ Buyers should qualify the proposed product and executing site and agree these protections before committing a differentiated brief. Integrated execution reduces handoffs, while concentrating dependence on the supplier's agreed manufacturing and information-access obligations.

Sources & Evidence

1. ABOUT US | Black Essentials
   · Black Essentials identifies itself as an Aromakare LTD brand and describes Aromakare's private-label services for beauty, professional, and retail products. The owned brand focuses on African hair and skin; confidentiality and reuse boundaries are contractual implications. ([blackessentials.co.ke](https://www.blackessentials.co.ke/about-us))
2. Welcome to Aromakare LTD | Home of Quality Products | Kenya
   · Aromakare describes development, production in its own plant, filling and packing, warehouse dispatch, and post-production review. These are company-described execution capabilities, not independently established product-performance outcomes. ([aromakare.co.ke](https://www.aromakare.co.ke/))

24.298. Formulators Hub Tanzania

Formulators Hub Tanzania advertises private-label access to existing cosmetic formulations and custom or semi-custom development for skin-care, hair-care, and body-care brands. ■■■ ■■■■■■■■ ■■■■■■■ ■■■■■■■■■ ■■■■■■■■■■■■ ■■■■ ■■■■■■■■■■ ■■■■■■■■ ■■■■■■■ ■■■■■■■■■■■ ■■■■ ■■■■■■■■ ■■■ ■■■■■■■■■■ ■■■■■■■■ The platform also supplies ingredients, empty packaging, and tools across Tanzania; those distribution activities are distinct from an agreed finished-cosmetic development and supply engagement.

■ ■■■■■■■■■ ■■■■■ ■■■■■■■■ ■■■ ■■■■■■■■ ■■■■ ■■■■■ ■■■■■■■■■■ ■■■■■■■■■■ ■■■ ■■■■■■■ ■■■■■■■■ ■■■ ■■■■■■■■■■■ ■■■■■ ■■■■■■■ ■■■ ■■■■■■■■■ ■■■■■■■■■■■■ ■■■■■■■ ■■■■■■■■■■■ ■■■ ■■■■■■■■ ■■■■ ■■■ ■■■■■■■■ ■■ ■■■■■■■■■■■ ■■■ ■■■■■ ■■ ■■■ ■■■■■■■■■■ ■■■■■■■ ■■■■■■■■■■ ■■■■■■■ ■■■■■■■■■■■■ ■■ ■■■■■■■■■■■ ■■■■■■■■■■■■■■ A buyer seeking a backup source should verify those relationships before treating the two platforms as diversified supply options. Local component access can help coordinate a brief, but supplier selection still depends on product-specific development responsibility, documentation, and delivery commitments.

Sources & Evidence

1. Contract Manufacturing Beauty Products - Formulators Hub Kenya
   · The operator attribution expressly concerns the Kenyan platform. Using it to require separate verification of the Tanzanian platform's ownership and execution relationship is an analytical implication, not a finding of common ownership or independence. ([formulatorshubkenya.com](https://www.formulatorshubkenya.com/pages/contract-manufacturing-beauty-products))
2. Contract Manufacturing Beauty Products - Formulators Hub Tanzania
   · Formulators Hub Tanzania advertises custom and semi-custom skin-care, hair-care, and body-care development, ingredient sourcing, packaging, labeling, and compliance support. The contracting entity and execution arrangement require separate verification. ([formulatorshubtanzania.com](https://www.formulatorshubtanzania.com/pages/contract-manufacturing-beauty-products))
3. Cosmetic Private Label Manufacturers - Formulators Hub Tanzania
   · The Tanzanian platform offers access to existing private-label formulations and describes nationwide ingredient, packaging, and tool supply. Distribution access and commissioned cosmetic execution are distinct commercial scopes. ([formulatorshubtanzania.com](https://www.formulatorshubtanzania.com/pages/cosmetic-private-label-manufacturers))

24.299. Tanga Pharmaceutical & Plastics Ltd

Tanga Pharmaceutical & Plastics Ltd has commercial offices in Tanga and Dar es Salaam and describes cosmetic capabilities in skin care, hair care, powders, and fragrance. Its advertised assets include formulation, filling, packaging, and in-house container activities. ■■■ ■■■■■■■■■■ ■■■■■■■■■■ ■■■■■■■■■■■■■■■■■■■■■■■ ■■■■■■■■ ■■■■■■■■ ■■■■■■■■ ■■■ ■■■■ ■■■■■

Commissioners should establish whether these assets are available together for a third-party cosmetic-development brief. ■■■■■■ ■ ■■■■■■■■■■■■■■■■ ■■■■■■■■■ ■■■■■■■■■■■ ■■■■■■■■■■■ ■■■■■■■■■■■■■■■ ■■■ ■■■■■■■■■ ■■■■■ ■■■ ■■■■■■■■ ■■■■■■ Combined sourcing may simplify product-packaging coordination, but a plastics contract alone does not establish a commissioned cosmetic-development commitment.

Sources & Evidence

1. Top Manufacturers of Personal Care Products in Tanzania | TPPL
   · TPPL describes cosmetic ranges, formulation, filling, packaging, and in-house container activities. Its explicit contract-manufacturing statement includes plastics and poly bags; obtaining a cosmetic-specific development commitment is an analytical verification conclusion. ([tppl.co.tz](https://www.tppl.co.tz/about-us))
2. Hair Care | TPPL
   · TPPL identifies a Tanga head office and a Dar es Salaam branch office. These support the profile's commercial-location description, not a determination of the site assigned to a future commission. ([tppl.co.tz](https://www.tppl.co.tz/hair-care))

24.300. Mrembo Naturals Limited

Mrembo Naturals Limited's official trade-fair profile identifies a Tanzanian business offering cosmetic raw materials, contract manufacturing, and a hair-care product line. Its own catalog includes shampoos, conditioners, hair oils and masks, baby-care products, and men's grooming products, alongside separately supplied raw materials. ■■■■■ ■■■■■■■■■ ■■■■■■■■■ ■ ■■■■■■ ■■■■■■■■■ ■■■ ■■■■■■■■■■■■■■■■■■ ■■■■■■■■■■■ ■■■ ■■ ■■■ ■■■■■■■■■■ ■■■■■■■ ■■■ ■■■■■■■■■■ ■■■■■■■■■■■ ■■■■■■■■■ ■■ ■■■■■■■■ ■■■■■■

■■■ ■■■■■■■■ ■■■■■■■■■■■■ ■■■■■■■■ ■■ ■■■■■■■ ■ ■■■■■■■■■■■■ ■■■■■■■■■■ ■■■■■■■■ ■■■■■■■ ■■■■■■■ ■■■■■■■■ ■■■■■■■■■■ ■■ ■■■■■■ ■■■■■■■■■■■■ ■■■■■■■ ■■■■ ■■■■■ ■■■■■■■■■■ ■■■■■■ ■■ ■■■■■■■■■■■■ ■■ ■ ■■■■■■■ ■■■■■■■■■■■■■■■ Prospective commissioners should obtain a product-specific proposal identifying development responsibility, formula rights, the executing site, and delivery completion before appointing Mrembo as an ODM. Its advertised contract service warrants that evaluation; third-party development arrangements remain a verification requirement rather than an established selection premise.

Sources & Evidence

1. Our Products - Mrembo Naturals
   · Mrembo's product catalog separately lists hair-care products, baby care, men's grooming, and raw materials. These support category orientation, not a determination of third-party formula rights or commissioned development responsibilities. ([mrembonaturals.com](https://mrembonaturals.com/our-products))

2. Mrembo Naturals Limited.
   · The official trade-fair exhibitor profile names Mrembo Naturals Limited in Tanzania and lists cosmetic raw materials, contract manufacturing, and a hair-care line. It establishes an advertised contract offer without specifying its cosmetic-development or delivery terms. ([2025.iatf.africa](https://2025.iatf.africa/exhibitor/mrembo-naturals-limited))

24.301. Unathi Madagascar

Unathi Madagascar offers cosmetic development and manufacturing for brand owners, hotels, and spas, with an Antananarivo commercial contact. Its service distinguishes new custom products from existing catalog formulas that can be personalized through fragrance and packaging. ■■■ ■■■■■■■■■■■ ■■■■■■■ ■■■■■■■■ ■■■■■ ■■■ ■■■■■■■ ■■■■■■■■ ■■■■■ ■■■■■■■ ■■■■■■■■■ ■■■■■■■■■■■■■ ■■■ ■■■■■■■■■ ■■■■■ ■■■■ ■■■■■■■■ ■ ■■■■■■■■ ■■■■■ ■■ ■■■■■■■■ ■■■■■■■ ■■■■■■■■■■■ ■■■■■■■ ■■■■ ■■■■■■■■ ■■■■ ■■■■■ ■■■■ ■■ ■■■ ■■■■■■■■ ■■■■■■■■■■■ ■■■■■■■■■■ ■■ ■ ■■■■■■■■■

Hotel commissioners should choose between catalog adaptation and custom development according to the differentiation actually required. Unathi's service description treats formula exclusivity as a separate signed agreement, so customized presentation should not be assumed to provide exclusive formula rights. ■■■■■■ ■■■■■■ ■■■■■ ■■■ ■■■■■ ■■ ■■■■■■■■■■■■ ■■■■■■■ ■■■■■■■■■■■ ■■■■■■■■■■ ■■■ ■■■■■■■■■■ ■■■■■■■ ■■■■■■■■■■■ ■■■■■■■ ■■■■■■■■ ■■■■■■■ ■ ■■■■ ■■■■■■■ ■■■■■■■■ ■■■■■■■ ■■■■■■■ ■■■■■■■■■■ ■■■■■■■■■■■■ ■ ■■■■■■■■ ■■■■■ ■■■ ■■■■■■■■ ■■■■ ■■■■■■■■■■■ ■■■■■■■■■■ ■■■ ■■■■■ ■■■■■■■■■■

Sources & Evidence

1. Service - Unathi Madagascar
   · Unathi distinguishes custom development from existing catalog formulas, offers fragrance and packaging personalization, and identifies an Antananarivo contact. Its service explicitly offers formula exclusivity through a signed exclusivity agreement. ([unathi-organic.com](https://www.unathi-organic.com/service/))
2. Hotel product - Unathi Madagascar
   · Unathi's hospitality offering includes customized amenity collections and white-label solid and bottled shampoo, soap, shower products, conditioner, and after-sun care. Catalog-versus-custom selection and continuing-supply responsibilities are commercial implications. ([unathi-organic.com](https://www.unathi-organic.com/hotel-product/))

24.302. Bellazuri Limited

■■■■■■■■■ ■■■■■■■ ■■■■■■■■■■ ■ ■■■■■■■■ ■■■■■■■ ■■ ■■■■■■■■■ ■■■■■■■■ ■■■■■■■■ ■■ ■■■■ ■■■ ■■■■■■■ ■■■■■■■■ ■■■ ■■■■■ ■■■■ ■■■ ■■■ ■■■■■■■■ Its positioning emphasizes African skin tones, making category and local-market fit relevant starting points for a buyer.

■ ■■■■■■■■■■■■■ ■■■■■ ■■■■■■ ■■■■■■■■■■■ ■■■■■■ ■■ ■■■■ ■■■■■■■■■■■■■ ■■■■ ■■■■ ■■■■■■ ■■■■■■■■■■■■■■■■■ ■■■■■■■■■ Obtain a cosmetic-only development-and-supply proposal covering formula rights, site credentials, and delivery obligations before commitment. Local production is relevant, but availability of third-party ODM services remains to be confirmed.

Sources & Evidence

1. BellaZuri - Company Profile
   · Bellazuri identifies a Kampala cosmetic factory, IKA equipment, skincare and makeup categories, and positioning for African skin tones. ([bellazuri.com](https://bellazuri.com/our-story))

24.303. Mauritius Cosmetics Limited

[redacted] It also identifies licensed hotel-amenity supply involving Groupe GM and Sultane de Saba. These activities establish relevant manufacturing and hospitality-channel experience, but describe different commercial relationships rather than one interchangeable ODM service.

[redacted]
Self-development for an owned brand should not be treated as an open development commitment to another buyer. Qualification should focus on the cosmetic operation rather than the company's property and investment activities.

Sources & Evidence

1. Mauritius Cosmetics Ltd - Annual Report 2024
   · The 2024 report identifies toothpaste, creams, lotions, personal fragrance, soap, and liquid wash; production uses licensed, purchased, or self-developed formulas.
   · It identifies licensed hotel-amenity supply involving GM products and Sultane de Saba and distinguishes manufacturing from property and investment activities. These disclosures do not establish an open third-party ODM commitment.
   ([deramann.com](https://deramann.com/wp-content/uploads/2022/xx.xx/MCL_Annual-Report-2024.pdf))
2. Mauritius Cosmetics Limited - Deramann Group
   · Deramann describes Mauritius Cosmetics' Mauritian factory, manufacturing-to-packaging quality assurance, and ISO xx.xx and ISO xx.xx certification by AFNOR; these are company-reported credentials.
   ([deramann.com](https://deramann.com/mauritius-cosmetics-limited/))

24.304. ANCORS

ANCORS provides a development-and-manufacturing proposition with particular relevance to skincare carried on masks and pads. Its supplier-operated library presents sheet masks, hydrogel products, pads, cleansers, serums, creams, and sun care. [redacted]

The company describes Korean A1 and A2 production facilities, manufacturing-execution-system traceability, and electronic batch records. Its regulatory-affairs team advertises documentation and filing support for destinations including the United States, EU, China, and Japan. ■■■■■ ■■■ ■■■■■■■■■■■■■■■■■■ ■■■■■■■■■■■■■ ■■■ ■■■■■■■■■■■■■ ■■■■■■■■■■■ ■■■■■■■■ ■■■■■■■■ ■■ ■■■■■■■■■ ■■■■ ■■■■■ ■■■■■■■■ ■■■ ■■■■■ ■■■■■ ■■■■■■■■■■■■■

■■■■■■■■ ■■■■■■■ ■■ ■ ■■■■■■■■ ■■■■■ ■■■■ ■■■■ ■■■ ■■■■■ ■■■ ■■■■■ ■■ ■■■■■■■■ ■■■■■■■■ ■■■■■■■ ■■■■■■■■■■■ ■■ ■■■■ ■■■■■■■■■■■ ■■■■ ■■■ ■■■■■ ■■■■■■■■ ■■■■■■■■ ■■■■■■■■ ■■■■■■■■ ■■ ■■■■■■■■■■■■■ Before selection, verify the executing facility, destination-specific deliverables, and access to product records. Catalog availability does not settle exclusivity or transfer rights, while customization adds approval and coordination requirements.

Sources & Evidence

1. Cosmetics ODM & Hydrogel Formulation Specialist - ANCORS
   - ANCORS describes product strategy, development, production, and supply as an integrated offering for brand partners. ([ancors.co.kr](https://www.ancors.co.kr/en))
2. Research Capabilities - ANCORS
   - ANCORS identifies specialist research teams for skincare, masks and body care, cleansers, sun care, and hair care.
   - Its regulatory-affairs team advertises documentation and filing support for FDA, EU CPNP, China NMPA, and Japan PMDA; this is a service description rather than product authorization. ([ancors.co.kr](https://www.ancors.co.kr/en/lab))
3. 엔코스라이브러리 - ANCORS Library
   - The supplier-operated ANCORS library presents sheet masks, pads, hydrogel products, cleansers, serums, creams, lip and body products, and sun care. Catalog-first evaluation is an analytical implication, not evidence of exclusivity. ([ancorslibrary.com](https://www.ancorslibrary.com/))
4. Quality Smart - ANCORS
   - ANCORS identifies domestic A1 and A2 facilities and describes manufacturing-execution-system traceability and electronic batch records. These are supplier-described systems, not independently measured outcomes. ([ancors.co.kr](https://www.ancors.co.kr/en/factory-quality_smart))

24.305. C&C International

■■■ ■■■■■■■■■■■■■■ ■■■■■■■■■■ ■■■■■■■■■■ ■■■■ ■■ ■■■■■■■■■■■■■■ ■■■■■■■■■■■ ■■■■■■■ ■■ ■■■■■■■■■■■■■■ ■■■ ■■■■ ■■■■■■■■ ■■■■■■ ■■■■■■■■■■ ■■■■■■■ ■■■■■■■■■ ■■■■■■■■■■■■■ ■■■■■■■■■■■ ■■■■■■■ ■■■■■■■■■■■ ■■■ ■■■■■■■■■ ■■■■ ■■■■ ■■■■ ■■■ ■■■■■■■■■■■■ ■■■■■■■■■■ It identifies Korean manufacturing locations in Hwaseong and Yongin, a Suwon research-and-development center, and manufacturing through its Shanghai subsidiary. Buyers can therefore evaluate a documented development-and-supply organization, while still qualifying the particular executing site.

The company's 2026 offering also presents skincare and hybrid cosmetics alongside its lip and eye expertise. This makes combined makeup-and-skincare briefs a reasonable evaluation opportunity, not evidence that every newer category has the same commercial maturity as its established color products. ■■■■■■ ■■■■■■ ■■■■■■■ ■■■■■■■■■■■■■■■■■ ■■■■■■■■■ ■■■■■■■■■■■■■ ■■■■■■■■■■■■■■■■■ ■■■ ■■■■■■■■■■ ■■■■■■■■ ■■■■■■ ■■■■■■■ ■ ■■■■■■■ ■■■■■ ■■■■ ■■■ ■■■■■■■■■■

Its second-quarter 2026 presentation identifies a more complex product mix and production stabilization as management priorities. ■■■ ■ ■■■■■■ ■■■■■■■■■■ ■■■■■■■■ ■■■■■■■■ ■■ ■■■■■■■■■■■■ ■■■■■■■■■ ■■■ ■■■■■■■■ ■■■■■■■■ ■■ ■■■■■■■■ ■■■ ■■■■■■■■ ■■■■■■■■ ■■ ■■■■■■■■■ ■■ ■■ ■■■■■■ ■■■■■■■■■■ ■■■■■■■■■■ ■■■ ■■■■■■■■■ ■■■■■■■■■■ Broader product choice adds coordination demands; announced systems improvements should not substitute for an engagement-specific delivery commitment.

Sources & Evidence

1. C&C International Co., Ltd. - 2025 Business Report, Filed March 23, 2026
   - The 2025 business report describes C&C International's color-cosmetic planning, development, manufacturing, quality management, and shipment, including lip, eye, and base products.
   - Its business-location disclosures identify Hwaseong and Yongin manufacturing, a Suwon research-and-development center, and Shanghai subsidiary manufacturing. No market estimates reproduced in the filing are used. ([kind.krx.co.kr](https://kind.krx.co.kr/external/2026/xx.xx/xx.xx/xx.xx/xx.xx/xx.xx.htm))
2. C&C International - Supplier Profile, MakeUp in LosAngeles 2026
   - C&C International's supplier-authored 2026 profile describes lip and eye development, concept-to-finished-product services, and expanded skincare and hybrid-cosmetic offerings. Promotional leadership claims are not used. ([makeup-in-losangeles.com](https://www.makeup-in-losangeles.com/exhibitors/6915af5450cfcc4d3bb22149))
3. C&C International - Second-Quarter 2026 Results Presentation
   - The second-quarter 2026 presentation identifies new products, formats, and mini-sized variants as sources of product-mix complexity and presents production stabilization, line reallocation, and planning improvements as management priorities. It does not establish an individual customer's delivery commitment. ([kind.krx.co.kr](https://kind.krx.co.kr/external/dst/irReference/xx.xx/C%26C_International_2Q26%28KR%xx.xx.pdf))

24.306. CNF

■■■■■ ■■■■■■■■ ■■■■■■■■■ ■■■■■■■■■ ■ ■■■■■■ ■■■■■■■■■■■■■■■■■■■■■■ ■■■ ■■■■■■■■■■■■■ ■■■■■■■■■■■ ■■■■■■■■ ■■ ■■■■■ ■■■■■■ ■■■■■■■■ ■■■■■■ ■■■■■■■■ ■■■■■■■■ ■■■■■■■■ ■■■■■■ ■■■ ■■■■ ■■■ ■■■■ ■■■■■ ■■■ ■■■■■ ■■■■■■■ ■■■■■■■■■■ ■ ■■■■■ ■■■■■■■ ■■■■■■■■■ ■■■ ■■■■■■■■■ ■■■■■■■■■■ ■■■■■■■■ ■■■ ■■■■■■■■ ■■■■■■■■■■ The BuyKOREA catalog separately presents masks, skincare, lip care, hair care, and hand-care offerings. The clearest commercial fit is therefore a format-specific mask or patch brief, with broader categories assessed individually.

■■■ ■■■■ ■■■■■■■■ ■■■■■ ■■■■■■■■■■■ ■■■■■■■■■ ■■ ■■■■■■■■■■ ■■ ■■■■■■■■ ■■■■■■■ ■■■■■ ■■■ ■■■■■■■■■■■■ ■■■■■■■■■■■ ■■■■■ ■■■■■■■ ■■■■■ ■■■■■■ ■■ ■■■■■■■■■■ ■■ ■■■■■■■■■ ■■■■■■■ ■ ■■■■■ ■■■■■ ■■■■■■ ■■■■■■■ ■ ■■■■■■■■ ■■■■■■■■■■■■ ■■■ ■■■■■■■■■■■■ ■■■■■■■■■■■■ ■■■■■■ ■■■■■■■■■■■■■ ■■■■■■ ■■ ■■■ ■■■■■■■■■ ■■■■■■■ ■■■ ■■■■■■■■■■■■ ■■■■■■■■■■■■■■■ Its supplier-described experience supports an evaluation, but does not independently establish present ownership or the executing-site perimeter. A supplier combining catalog merchandise and commissioned work can offer alternatives, provided the contract makes clear which route and responsibilities apply.

Sources & Evidence

1. cnf Co Ltd - tradeKorea Company E-Catalog
   · CNF's supplier-authored catalog identifies Gunpo and describes sheet masks, hydrogel masks and patches, cosmetic film patches, skin and body care, and development for overseas companies.
   · It also presents SHE'S LAB-branded merchandise, supporting the distinction between branded purchasing and commissioned development. ([tradekorea.com](https://www.tradekorea.com/service/eCatalog.do?onlineExhibitionNo=xx.xx&productno=xx.xx))
2. CNF CO., LTD. - Official Product Catalog on BuyKOREA
   · CNF's BuyKOREA supplier catalog presents masks, skincare, lip care, hair care, and hand-care categories. This catalog corroborates the commercial offering, not factory ownership or site-level execution. ([buykorea.org](https://buykorea.org/seller-home/xx.xx/prd/index.do))

24.307. Eng Kah Enterprise Sdn. Bhd.

Eng Kah Enterprise Sdn. ■■■■ ■■ ■■■■■■■■■■ ■■ ■■■ ■■■ ■■■■■■■■■■■ ■■■■■■ ■■ ■■■ ■■■■■■ ■■■■■ ■■■■■■■■■■■■■ ■■■■■■■■■■ ■■■ ■■■■■■■■■■■■■ ■■■■■■■■ ■■■ ■■■■■■■■■ ■■■■■■■■■ ■■■■■■■■■■ ■■■■ ■■■■■■■■ ■■■■■■■■■■■■■ ■■■■■ ■■■ ■■■■■ ■■■■■■■ ■■ ■ ■■■■■■■■ ■■■■■■■■■■■■ ■■ ■■■■■ ■■■■■■ ■■■■■■■ ■■■ ■■■■■■ ■■■■■ ■■■■■■ ■■■■■■■■■■■ ■■■ ■■■■■■■■■■■■■ ■■■■■■■ ■■■■■■■■ ■■■■■■■■■■ ■■■■■■■■■■■■■ ■■■■■■■■ ■■■■■■■■ ■■■■■ ■■■■■ ■■■■■■■■■■ ■■■ ■■■■■■■■■■■ Group service claims should nevertheless be reconciled with the entity and site named in the buyer's agreement.

■■■■■■■■ ■■■■■■■■■ ■■■■■■■■ ■ ■■■■■■■■■■■■ ■■■■■■■■ ■■■■■ ■■■ ■■■■■■■■■■■ ■■■ ■■■■■■■ ■■■■■■■■■ ■■■■■■■■ ■■■ ■■ ■■■■■■■ ■■■ ■■ ■■■■■■■■■ ■■■ ■■ ■■■■■■■■ ■■■■■■■■ ■■■■■■■■■■ ■■■■ ■■■■■ ■■■ ■■■■■ ■■■■■■■ ■■ ■■■ ■■ ■■■■■ ■■■■■■■■■ A buyer extending a fragrance brand across formats can investigate one supplier relationship, but should verify each format rather than assume interchangeable execution capabilities.

The company reports halal manufacturing credentials and export activity. ■■■■■■ ■■■■■■■■ ■■■■■ ■■■■■■■■■■■■ ■■■■■■■ ■■■■■■■ ■■■■■■■■■■■■ ■■■■■ ■■■ ■■■ ■■■■■■■■■ ■■■■■■■■ ■■■■■■■■■■■■■■ ■■■ ■■■■■■■■ ■■■■■■■■ ■■■ ■■■■■■■■■ ■■■■■■■■■■■■■ ■■■■■■■ ■■ ■■■■■■■■ ■■ ■■■■■■■■■■ ■■■■■■■■■■■ ■■■ ■■■■■■■■■■■■■ ■■■■■■■■■■ ■■■■■■■■■■■■ ■■■■■■■ ■■ ■■■■■■■■■■ ■■■■■ ■■■■■■■■ ■■■■■■■■■■■■■■■ Coordinated sourcing is attractive only when the proposed development and delivery responsibilities are explicit.

Sources & Evidence

1. Corporate Information - Eng Kah
   · Eng Kah Corporation identifies Eng Kah Enterprise as a wholly owned manufacturing subsidiary for personal-care, household, and perfume products.
   · The corporate page describes custom-made and private-label supply and separately identifies trading, dormant, and inactive entities; subsidiary presence is not treated as additional manufacturing. ([engkah.com](https://engkah.com/corporate/))
2. OEM Perfume, Skincare, and Cosmetic Manufacturing Services - Eng Kah
   · Eng Kah describes formulation customization and skincare, personal care, makeup, and fragrance supply, and reports halal manufacturing credentials. These are group service claims requiring agreement-level allocation. (engkah.com)

3. OEM Perfume Manufacturing - Eng Kah
   · Eng Kah's personal-fragrance portfolio includes eau de parfum, eau de toilette, eau de cologne, roll-on fragrance, body mist, and solid perfume in jar or stick formats. No composition or production guidance is reproduced. ([engkah.com](https://engkah.com/our-products/perfume/))
4. NPRA - List of Cosmetic Manufacturers in QUEST System
   · NPRA lists Eng Kah Enterprise Sdn. Bhd. as a cosmetic manufacturer in Bayan Lepas, Penang, within its stated ASEAN cosmetic GMP register scope. ([npra.gov.my](https://www.npra.gov.my/~npraweb/index.php/my/component/content/article/xx.xx-english/xx.xx-cosmetic-manufacturer-list.html?Itemid=xx.xx))

24.308. Intercosmetic Asia Pacific Sdn. Bhd.

[redacted] The company describes proposing textures and packaging from an existing portfolio or developing a tailor-made formula. Malaysia's NPRA register identifies the exact company as a cosmetic manufacturer in Sungai Buloh, supporting the manufacturing identity separately from its service claims.

[redacted] Packaging selection is therefore not equivalent to brand-design delivery. A buyer with approved artwork can use the development-and-manufacturing offer without assuming this additional service; a new brand should separately appoint a designer and allocate artwork ownership, approvals, and handover responsibilities.

The company also describes overseas ordering and destination-organized logistics support. [redacted] Catalog selection can simplify initial product choices, while a custom formula or buyer-specified ingredients requires additional development and approval coordination.

Sources & Evidence

1. NPRA - List of Cosmetic Manufacturers in QUEST System
   · NPRA lists Intercosmetic Asia Pacific Sdn. Bhd. as a cosmetic manufacturer in Sungai Buloh, Selangor. The register supports manufacturing identity rather than every advertised development service. ([npra.gov.my](https://www.npra.gov.my/~npraweb/index.php/my/component/content/article/xx.xx-english/xx.xx-cosmetic-manufacturer-list.html?Itemid=xx.xx))
2. About Us - Intercosmetic Asia Pacific
   · Intercosmetic describes customized color cosmetics and perfumery and a broad coordinated service offering covering ideas, packaging, formulas, manufacturing, and delivery. Its narrower FAQ qualifications are retained. ([intercosmeticasia.com](https://www.intercosmeticasia.com/home/about-us/))
3. Manufacturing Services - Intercosmetic Asia Pacific
   · Intercosmetic describes evaluating the buyer's strategy, brand, schedule, and constraints, then proposing portfolio textures and packaging or a tailor-made formula. ([intercosmeticasia.com](https://www.intercosmeticasia.com/home/manufacturing/))

4. Frequently Asked Questions - Intercosmetic Asia Pacific
   - The FAQ lists face, eye, brow, and lip makeup and permits overseas ordering.
   - It expressly states that packaging artwork and design services are not supplied internally, although third-party introductions are available. It also describes destination-organized logistics and additional development implications for buyer-specified ingredients. ([intercosmeticasia.com](https://www.intercosmeticasia.com/home/faqs/))

24.309. Sky Resources Sdn. Bhd.

Sky Resources Sdn. Bhd. ■■■■■■■■ ■■ ■■■■■■■■■ ■■■■■■■■■ ■■■■ ■■■■ ■■■ ■■■■■■■■■■■■■ ■■■■■■■■ ■■■■■■■■ ■■■■■■■■■ ■■■■■■■■■■ ■■■■■■■■ ■■■■■ ■■■■ ■■■■■ ■■■ ■■■■ ■■■■■ ■■■ ■■■■■■ ■■■■■■■■■■■■■ ■■■■■■■■ ■■ ■■■■■■■■■■■■■ ■■■■■■ ■■ ■■■■■ ■■■■■■■■ ■■■■■■■■■ ■■■■■■■■ ■■■■■■■■■■ ■■■■■■■■■■■■ ■■■■■■■■■■ ■■■■■■■■■■■ ■■■■■■■■ ■■■■■■■■■■■■ ■■■■■■■■ ■■■■■■■■■■■■ ■■■■■■■■ ■■■■■■■■ ■■■■■■■■■ ■■ ■■■■■■■■■■ ■■■■■■■■■ ■■■ ■■■■■■ ■■ ■■■ ■■ ■■■■■■■■ ■■ ■■ ■■■■■■■■■■■■ ■■■■■■■

For a brand operator lacking internal packaging-design and export-coordination resources, this service combination offers a concrete alternative to contracting each activity separately. ■■■ ■■■ ■■■■■■■■■ ■■ ■■■■■■■■ ■■■■■■■■ ■■■■ ■■■■■■■■■■ ■■■■■■■■■ ■■■■■■■■■■ ■■■■■■ ■■■■■■■■ ■■■■■■■■ ■■■ ■■■■■■■■■■■■ ■■■■■■■■ ■■■ ■■■■■■■■■ ■■■■■■■■ ■■ ■■■■■■ ■■■■■■■■■■■■ ■■■■■■■■■■■■ ■■■ ■■■■■■■■■ ■■ ■■■■■■■■ ■■ ■■■ ■■■■■■■■■■ ■■■■■■■■■ ■■■ ■■■■■■■■■■■■■ ■■■■■■■■■■■ Selection should follow confirmation of the intended product, destination, approvals, and division of responsibilities, not portfolio breadth alone.

The company states that proprietary custom developments remain confidential under brand ownership and that nondisclosure agreements precede projects. Buyers should translate this statement into explicit ownership, exclusivity, transfer, and continuing record-access terms. ■■■ ■■■■■■■■ ■■ ■■■■■■■■■ ■■■■■■■■■■■ ■■■ ■■■■■ ■■■■■■■■ ■■■■ ■■■■■■■■■ ■■■■■■■■■■■■■■■ ■■■■■■■■■■■■■ ■■■■■■■■ ■■■ ■■■■■■■■■■■ ■■■ ■■■■■■■■■■■■■ ■■■■■■■■■■■ ■■ ■■■ ■■■■■■■■■ ■■■■■■■■ ■■■■■■ ■■■■ ■■■■■ ■■■ ■■■■■■ ■■■■ ■■ ■■■■■■■■■■ ■■ ■■■■■■■■■ ■■■■■■

Sources & Evidence

1. NPRA - List of Cosmetic Manufacturers in QUEST System
   - NPRA lists Sky Resources Sdn. Bhd. as a cosmetic manufacturer in Penang at its disclosed Malaysian location. ([npra.gov.my](https://www.npra.gov.my/~npraweb/index.php/my/component/content/article/xx.xx-english/xx.xx-cosmetic-manufacturer-list.html?Itemid=xx.xx))
2. About Us - Sky Resources
   - Sky Resources describes Penang manufacturing and OEM, ODM, and private-label services across skincare, cosmetics, personal care, hair care, and oral hygiene.
   - It lists overseas offices separately and emphasizes certified ingredients and halal-oriented support; office presence and ingredient claims are not treated as additional factories or finished-product certification. ([lezhabeauty.com](https://www.lezhabeauty.com/about-us/))

3. OEM & ODM Skincare Manufacturing Services - Sky Resources Group
   · Sky Resources describes custom development, structural packaging and artwork, regulatory-document preparation, manufacturing, warehousing, and export coordination.
   · It states that nondisclosure agreements precede projects and that proprietary custom developments remain confidential under brand ownership. Contractual portability is an analytical verification requirement, not an established transfer right. ([lezhabeauty.com](https://www.lezhabeauty.com/services/))
4. Frequently Asked Questions - Sky Resources
   · Sky Resources' FAQ describes turnkey ODM services and an in-house creative team handling container selection, labels, cartons, and multilingual layouts.
   · It describes documentation requirements for buyer-supplied inputs and warehousing, customs documentation, and freight-forwarding coordination. These support integrated-service evaluation rather than assured destination acceptance. ([lezhabeauty.com](https://www.lezhabeauty.com/faq/))

24.310. PT Adev Natural Indonesia

[illegible] Packaging design, trademark-registration assistance, BPOM-notification support, and halal-certification assistance complement the development offering. This combination is relevant to brand operators that need product development and Indonesian launch support rather than manufacturing alone.

The commercial distinction is the agreed development contribution and rights allocation, not the OEM or ODM label. Adev describes ODM formula ownership as supplier-held or shared, while marketing buyer ownership and confidentiality commitments for OEM development. [illegible]

Sources & Evidence

1. Company Profile - PT Adev
   · Adev identifies cosmetic development and manufacturing in Bogor and lists skincare, hair care, body care, lip cosmetics, and other cosmetic offerings. ([adev.co.id](https://adev.co.id/company/))
2. ODM untuk Brand Kosmetik dan Skincare Anda - PT Adev
   · Adev describes supplier-formula adoption and adaptation, packaged supply, and Indonesian administrative support. Its comparison describes ODM formula ownership as supplier-held or shared. ([adev.co.id](https://adev.co.id/layanan/odm-original-design-manufacturing/))
3. OEM untuk Bisnis Kosmetik dan Skincare - PT Adev
   · Adev's OEM service includes buyer-provided specifications and custom co-development. It markets buyer ownership and confidentiality commitments; project-specific contractual confirmation is an analytical prerequisite, not an established client outcome. ([adev.co.id](https://adev.co.id/layanan/oem-original-equipment-manufacturing/))

4. Jasa Maklon Kosmetik & Skincare - PT Adev
   · Adev offers packaging design, trademark-registration assistance, BPOM-notification support, halal-certification assistance, and distinct manufacturing service models. Trademark support and formula rights are treated separately in the analysis. ([adev.co.id](https://adev.co.id/layanan/))

24.311.PT Cedefindo

PT Cedefindo combines cosmetic development and contract manufacturing in Bekasi, Indonesia, as part of Martha Tilaar Group. ■■■ ■■■■■■■ ■■■■■■■■■■■ ■■■■■■ ■■■■■ ■■■■■■■ ■■■■■■■■■■■ ■■ ■■■■■■■■■ ■■■■ ■■■■■■■■ ■■ ■■■ ■■■■■■■ ■■■■■■■■■■ ■■■■■■■■ ■■ ■■■■■■■■■ ■■■■■■■■■■■■■■■■■ ■■■ ■■■■■■■■■■■■■■■■■■ ■■■■■■■■ ■■■■■■■■■■■■■■ ■■■ ■■■■■■■■■■■■■■■ ■■■■■■■■■ ■■■ ■■■■■■■ ■■■■ ■■■■■■■■ ■■■■■■■■■ ■■■■■■■■■■■■■ ■■■■■■■■■ ■■■■■■■■ ■■■■■■■■ ■■■ ■■■■■■■■ ■■■■■■■■■■■■■ Its relevant capability is therefore an Indonesian development-and-completion interface, not simply production capacity.

A commissioning brand should distinguish adopting an existing developed product from funding joint development. The former requires agreement on adaptations and reuse rights; the latter requires explicit product and packaging acceptance criteria. ■■■■■■■■■■■■ ■■■■■■■■■■■ ■■■■■■■■ ■■■■■■■■■■■■■■ ■■■■■■■ ■■■ ■■■■■■ ■■■■■■■■ ■■■■■■■ ■■■■■■■■■■■■ ■■■ ■■■■■■■■■■■■■■■■ ■■■■■■■■ ■■■■ ■■■ ■■■■■■■■■ ■■■■■■■■■■■■■ ■■■■■■ ■■ ■■■■■■■■■■■■■ ■■■■■■■■■■■■■■■ ■■■■■■ ■■■■■■■■ ■■■■■■■■■■■■ ■■■■■■■■■■■■ ■■■■■■■ ■■■■■■■ ■■■ ■■■■■■■ ■■■ ■■■■■■■■■■■ ■■■■■■■ ■■■■■■■■ ■■■■■■ ■■■■■■■■■■■ ■■■ ■■■■■■■ ■■■■■■■■■■■■■■■ ■■■■■■■■ ■■ ■■■■■■■■■■ ■■■■■■ ■■■ ■■■■■■■■ ■■■■■■■■■■■■■■■ ■■ ■■■■■■■ ■■■■■■■ ■■ ■■■■■■■■■■■■

Sources & Evidence

1. Apa Itu Maklon Kosmetik? Panduan Lengkap untuk Memulai Brand Kosmetik Sendiri Tanpa Harus Memiliki Pabrik - Cedefindo
   · Cedefindo identifies itself as part of Martha Tilaar Group and describes formula research, product development, manufacturing, and administrative support from its Bekasi location. ([cedefindo.co.id](https://cedefindo.co.id/apa-itu-maklon-kosmetik/))
2. The Manufacturing Process at Cedefindo - Cedefindo
   · Cedefindo describes joint development or selection from existing developed products, packaging, BPOM-notification and halal-registration support, manufacturing, and delivery. These are supplier-described services, not proof of exclusivity or foreign-market authorization. ([cedefindo.co.id](https://cedefindo.co.id/the-manufacturing-process-at-cedefindo-xx.xx/))
3. Apa Itu Maklon Parfum? Panduan Membuat Brand Parfum Tanpa Memiliki Pabrik - Cedefindo
   · Cedefindo presents fragrance-brand commissioning and describes development, quality functions, and manufacturing support within the available service scope. ([cedefindo.co.id](https://cedefindo.co.id/apa-itu-maklon-parfum/))

24.312. PT Cosmar

■■ ■■■■■■ ■■■■■■ ■■■■■■■■ ■■■■■■■■■■■ ■■■ ■■■■■■■■■■■ ■■■■ ■■■■■■■■ ■■■■■■■■ ■■■■■ ■■■■■■■■ ■■■■■■ ■■■■■■■■■■ ■■■■■■■■■ ■■■ ■■■■■■■■ ■■■ ■■■ ■■■■■■■■■■■ ■■■■■■ ■■■■■■■■ ■■■■■■■■■■■ ■■■■■■ ■■■ ■■■■■■■■ ■■■ ■■■■ ■■■■■■■■ ■■■■■■■■ ■■■■■■■■ ■■■■■ ■■■■ The portfolio presented includes skincare, makeup, body care, and professional hair products. Cosmar identifies its headquarters in South Tangerang and commercial offices in Bandung,

Surabaya, and Makassar; these offices provide contact coverage rather than evidence of additional manufacturing sites.

Packaging responsibility provides a practical selection distinction. ■■■■■■ ■■■■■■ ■■■■■■■■■■■■■■■■ ■■■■■■■■ ■■■■■■■■■■■ ■ ■■■■ ■■■■ ■■■■■■■ ■■■■■■ ■■■■■■ ■■■■■■■■■■■■■■■■ ■■■■■■■■■■ ■■■ ■■■■ ■ ■■■■ ■■■■■■■■ ■■■■ ■■■ ■■■■■■■■ ■■■■■■■■ ■■■■■ ■■■■ ■■■■■■■ ■■■ ■■■■■■■■■■ ■ ■■■■■ ■■■■■■■ ■■■■■■■■■■■■■■■■■■■■■■ ■■■■■■■■■ ■■■ ■■■■■■■■ ■■■ ■■■■■■■ ■■■■■■■■ ■■■ ■■■■■■■ ■■■■■■■ ■ ■■■■■ ■■■■ ■■ ■■■■■■■■■■■ ■■■■■■■■■ ■■■■■■■■ ■■■ ■■■■■■ ■■■■ ■■■■■■■■■■■■■ ■■■■■■■■ ■■■■■■■■■ ■■■■■■■■■■ ■■■ ■■■■■■■■ ■■■■■■■■■■■■■■■■ ■■■ ■■■■■■■ ■■■ ■■■■■■■■■ ■■ ■■■■■■■■■ ■■■■■■■■■■■■■ ■■■■■■ ■■■■■■■ ■■■■■■■■■ ■■■■■■■■ Fill & Pack alone does not establish a product-development contribution, so buyers seeking ODM should specify that deliverable separately.

Sources & Evidence

1. Brand Sendiri • PT Cosmar
   • Cosmar's OEM service includes formula development; its ODM service adds branding, packaging, labeling, and artwork. The page presents skincare, makeup, body care, and professional hair categories. ([ptcosmar.com](https://ptcosmar.com/brand-sendiri/))
2. FAQ • PT Cosmar
   • Cosmar offers packaging-supplier coordination, Semi Full Service using customer packaging, and Fill & Pack using customer-provided bulk and packaging. Comparing retained packaging control with delegated coordination is an analytical implication. ([ptcosmar.com](https://ptcosmar.com/faq/))
3. Tentang • PT Cosmar
   • Cosmar lists headquarters in South Tangerang and offices in Surabaya, Bandung, and Makassar. The office listing does not establish additional manufacturing facilities. ([ptcosmar.com](https://ptcosmar.com/tentang/))

24.313. Naris Cosmetics Co., Ltd.

Naris Cosmetics Co., Ltd. offers client-brand concept planning, formula development, design, manufacture, and post-launch follow-up through its OEM business. Its categories include skincare, face and eye makeup, lip products, hair care, and body care. ■■■ ■■■■■■■ ■■■■■■■■ ■■■ ■■■■■■■■ ■■■ ■■■■■■ ■■■■■■■■■ ■■■■ ■■■ ■■■ ■■■■■■■■■■■■■ ■■■■■■■■■■ ■■■■■■■■■ ■■■ ■■■■ ■■■■■ ■■■■■■■ ■■ ■■■■■ ■■■■■■ ■■■■■ ■■■■■■■ ■■■■■■■■ ■■■ ■■■■■■■■■ ■■■ ■■■ ■■■■■ ■■■■■■■■■■■■■ ■■■ ■■■■ ■■■■■■■■ ■■■■ ■■■■■■■■ ■■■■■■■■■■ ■■■ ■■■■■■■■■■■ ■■■■■■■■ ■■■■■■■ ■■■ ■■■■■■■■■ ■■■■■■■■■■■■■ ■■■■■■ ■■■■ ■■■■■■■■ ■■■ ■■■ ■■■■■■■■ ■■ ■■■■■■■■■■■ ■■ ■■ ■■■■■■■■■■ ■■■■■■■■■■■■■ ■■■■■■

Post-launch proposals for renewals and additional products make Naris relevant to buyers developing a continuing range. ■■■■■■■■ ■■■ ■■■■■■■ ■■■■■■■ ■■■■■■■ ■■■ ■■■■■■■■■■■■■■ ■■■■■■■■■■ ■■■ ■■■■■■■■ ■■■■■■■■■■ ■■■■■■■■■■ ■■■ ■■■■■■■ ■■■ ■■ ■■■■■■■■■■■■ ■■ ■■ ■■■■ ■■■■■■■■■■■■ ■■■■■■■■■■■■ ■ ■■■■■■ ■■■■■■■ ■■■■ ■■■■■■■■■■■■ ■■■ ■■■■■■■ ■■■■■■■ ■■■■■■■ ■■■■■■■ ■■■■■■■■ ■■■■■■■■■■■■ ■■■ ■■■■■ Integrated departmental support can simplify range coordination, while factory acceptance, destination documentation, and downstream distribution remain engagement-specific prerequisites.

Sources & Evidence

1. OEM 事業｜事業紹介｜企業情報｜ナリス化粧品
   · Naris describes concept planning, formula and design development, manufacture, and post-launch renewal or additional-product proposals through its OEM business. Listed categories include skincare, makeup, hair care, and body care. ([naris.co.jp](https://www.naris.co.jp/company/business/oem/))
2. 生産技術・生産体制｜企業情報｜ナリス化粧品
   · Naris identifies its main Hyogo factory in Miki and reports cosmetic GMP practices and ISO xx.xx certification there. These site descriptions do not independently establish engagement-specific acceptance. ([naris.co.jp](https://www.naris.co.jp/company/production/))
3. Company Overview｜Naris
   · Naris lists OEM, international, retail-outlet, and salon businesses separately. The distinction supports verification of any requested distribution commitment rather than inferring it from corporate breadth. ([naris.co.jp](https://www.naris.co.jp/english/outline/))

24.314. Milott Cosmetic Corporation

Milott Cosmetic Corporation explicitly offers planning and formula development through to manufacture under customer brands, including proposals based on its own original formulas. ■■■ ■■■■■■■■■ ■■■■■■■■■ ■■■■■■■■ ■■■■■■■■■ ■■■■■■■ ■■■■ ■■■■■ ■■■■■■■■■■ ■■■ ■■■■■■■■■■ ■■■■■■■■■ ■■■■■■ ■■■■ ■■■■■■■■■ ■■■■■■■■■■■■■■■■■ ■■■■■■■■ ■■■ ■ ■■■■■■■■■■■■ ■■■■■■■ ■■■■ ■■■■■ ■■ ■■■■■■■■ ■■■ ■■■■■■■■■■■ ■■■■■■ ■■■■■■■■ ■■■■■■■■■ ■■■ ■■■■■ ■■■■■■■■■■■■ These materials establish a development platform with alternative regional execution resources, rather than an assembly-only supplier identity.

■■■ ■■■■■■■ ■■■■■■■ ■■■■■■■■ ■■■■■■■ ■■■ ■■■■ ■■■ ■■■■■■■■■ ■■■■■■■■■■■■■■■ ■■■■■■■■■■ ■ ■■■■■ ■■■■■■■■ ■■■■■■■■ ■■■■■■■■■■■■ ■■■ ■■■ ■■■■■■■ ■■■■■■■■■■■ ■■■■■■ ■■■■■■■■ ■■■ ■■■■■■■■■■ ■■■■ ■■■■■■ ■■■■■ ■■■■ ■■ ■■■ ■■■■■■■ ■■■■■■■■ ■■■■■■■■■■ ■ ■■■■■ ■■■■■■■■■■ ■■■■■■■■ ■■■■■■■■■ ■■■■■■ ■■■■■■ ■■■■■■■■■■■■■■■■■ ■■■■■ ■■■■■■■■■■■ ■■■■■■■■■■■■■ ■■■■■■■■■■■■ ■■■ ■■■■■■■■ ■■■■■■■■■■■■ ■■■■■■ ■■■■■■■■■■■ ■■■■■ Multi-country access may provide alternatives, but changing the plant introduces additional qualification and coordination. Group-level product and certification descriptions are insufficient to establish that every location can supply the same commissioned offering.

Sources & Evidence

1. COSMETICS OEM | Milott | Cosmetics, Quasi drug/Production, Assembly
   · Milott explicitly offers planning and formulation development through customer-brand manufacturing and proposes original cosmetics and formulas. This directly establishes a supplier-side development role. ([milott.co.jp](https://www.milott.co.jp/en/oem/))
2. COMPANY | Milott | Cosmetics, Quasi drug/Production, Assembly
   · Milott identifies group manufacturing bases in Yokohama, Fujinomiya, Bangkok, and Cebu. Site qualification and manufacturing-origin implications are analytical, not evidence that the locations are interchangeable. ([milott.co.jp](https://www.milott.co.jp/en/company/))
3. PRODUCTS | Milott | Cosmetics, Quasi drug/Production, Assembly
   · Milott presents skincare, makeup, hair care, fragrance, and quasi-drug product categories. Category presentation does not establish every site's capability for every offering. ([milott.co.jp](https://www.milott.co.jp/en/products/))

4. 研究開発 | 化粧品の企画・開発・OEM 製造メーカーの株式会社ミロット

   · Milott describes continuing product research and collaboration with external universities, including Kanagawa University and Meiji Pharmaceutical University. The analysis uses this only as evidence of development resources. ([milott.co.jp](https://www.milott.co.jp/rad/))

24.315. Vasa Cosmetics Private Limited

■■■■ ■■■■■■■■■ ■■■■■■■ ■■■■■■■ ■■■■■■■■ ■■ ■■■■■■■■■■■ ■■■■■■■ ■■■ ■■■■■■■■■■■■■ ■■■■■■■■ ■■■ ■■■■■■■■■ ■■■ ■■■■■■■■■■■■ ■■■■■■■■■■■ ■■■■ ■■■ ■■■■■■ ■■■■■■■■ ■■ ■■■■■ ■■■■■■■■ ■■■ ■■■■■■■■■■■■ ■■■■■■■■■ ■■■■■■■■ ■■■■ ■■■■■■■■ ■■■■■■■■ ■■■■ ■■■■■■■■■■ ■■■■■■■ ■■■ ■■■■■■■■■■■■ The toothpaste offering specifically describes in-house formulation development for overseas private-label customers, making oral care a supported capability within the studied scope. Packaging design and export-shipping coordination complement the product offering.

Vasa's published ordering model begins with selection and evaluation of existing products and printed packaging, followed by design approval and manufacture. This is relevant to an importer or distributor building an assortment from supplier-developed offerings. ■ ■■■■■ ■■■■■■■■■ ■■■■■■■■ ■■■■■■■■■■■ ■■■■■■ ■■■■■■■■■■■ ■■■■ ■■■■ ■■■■ ■■■■■■■ ■■■■■■■■■■ ■■■ ■■■■■ ■■■ ■■■■■■■■■■■ ■■■■■■■■■■■■ ■■■ ■■■■■■ ■■■■■■■■■■■ ■■■■■■■■ ■■■■■■■■■■■■■ ■■■ ■■■■■■■■ ■■■■■■ ■■■■■■■■■■■■■ ■■■ ■■ ■■■■■ ■■■ ■■■■■■■■■■ ■■■■■ ■■■■■■■■■■■ ■■■■■■■■■■ ■■ ■■■■■■■■■■■ ■■■■■■■ ■■ ■■■■■ ■■■■■■■■■■■■■ ■■■■■■■■■■ ■■■■■■■ ■■■■■■■■■■ ■■■■■■■ ■■■■■■■■■■■■■■■■■■ ■■■■■■■■■■■ ■■■ ■■■■■■■■■■■■■ ■■■■■■■■■■■■■■ ■■■■■■■ ■■■■■ ■■■■■■■■■■ ■■■■■ ■■■ ■■■■■■■■■■ ■■■■■■ ■■■■■■■ ■■■■■■■■■■■■■

Sources & Evidence

1. About Us | Global Personal Care & Cosmetics Manufacturer - Vasa Cosmetics

   · Vasa identifies Vasa Cosmetics Private Limited, a Navi Mumbai location, and OEM/ODM manufacturing for importing and distribution customers. ([vasacosmetics.com](https://www.vasacosmetics.com/company-overview/))

2. Cosmetics Private Label Manufacturing - Vasa Cosmetics

   · Vasa describes in-house development, packaging design, export-shipping coordination, and an ordering model beginning with existing-product and packaging evaluation before design approval and manufacture. Custom-development and destination commitments require separate confirmation. ([vasacosmetics.com](https://www.vasacosmetics.com/private-label/))

3. Toothpastes - Vasa Cosmetics Private Limited

   · Vasa describes in-house toothpaste formulation development and private-label supply for overseas customers. This supports oral-care capability without adopting its promotional efficacy claims. ([vasacosmetics.com](https://www.vasacosmetics.com/toothpastes/))

24.316. Clarion Cosmetics

Clarion Cosmetics offers customized cosmetic development, packaging selection, and manufacture, including filling and packing with customer-provided components. Its disclosed Indian facilities span Chennai, Haridwar, and Navi Mumbai, with packaging capabilities covering sachets, bottles, pouches, jars, and tubes. ■■■ ■■■■■■■ ■■■■■■■■ ■■■■■■■■■■■■■ ■■■■■■■ ■■ ■■■ ■■■■■■ ■■■■■■■ ■■■■■■■ ■■■ ■■■ ■■■■■■ ■■■■■ ■■■■ ■■■■■■■■■■■ ■■

■■■■■■■■ ■■ ■■■■■■ ■■■■■■■ ■■■■■■■■■■ ■■■■■■■ ■■■ ■■■■■■■■■ ■■■■■■■■■■ ■■■■■■■ ■■■■■■■■■ ■■■■■■■■ ■■■■■■■■ ■■■■■■■ ■■ ■■■■■■■■■■■ ■■ ■■■ ■■■■■■■■■ ■■■■■■■■■

Clarion's historical account of a Chicco project describes locally sourced alternatives being accepted by the customer's R&D team. The commercial lesson is buyer-approved localization, not unrestricted substitution. ■ ■■■■■ ■■■■■■■■■■ ■■■■■■ ■■■■■■■■ ■■■ ■■■ ■■■■■■■■ ■■ ■■■■■■■■■■■ ■■■■■■■■ ■■■■■■■■■■■■ ■■■ ■■■■■■ ■■■■■■■■ ■■■■■■■■ ■■■■ ■■■■■■■■ ■■■ ■■■■■■■■■ ■■■■■■■■ ■■■■■■■■■■■■ ■■■ ■■■■■■ ■■■■■■■■ ■■ ■■■■■■■■ ■■■■■■■■ ■■■ ■■■■■ ■■■■■■■■ ■■■ ■■■■■■■■■■■■■■■ ■■■■■ ■■■ ■■■■■■■■■■ ■■■■■ ■■ ■■■■■■■■■■■■■■■■■■ ■■■ ■■■■■ ■■■ ■■■■■■■■■ ■■■■■■■ ■■■■■■■■ ■■■■■■■■■■■■■ ■■ ■■■■■■■■■ ■■■■■■■■■■ ■■ ■■■■■■■■ ■■■■■■■ ■■■■■■■■■■■■■■■■

Sources & Evidence

1. Formulation Development Service in India - Clarion Cosmetics
   · Clarion offers customized development, packaging selection, and filling and packing with provided components. Its historical Chicco case reports customer-R&D approval of locally sourced alternatives; it is not independent proof of current qualification. ([clarionindia.in](https://www.clarionindia.in/product-development))
2. Our Infrastructure and technology | Clarion Cosmetics
   · Clarion identifies manufacturing facilities in Chennai, Haridwar, and Navi Mumbai and describes sachet, bottle, pouch, jar, and tube filling capabilities. Offering-specific facility confirmation remains a selection prerequisite. ([clarionindia.in](https://www.clarionindia.in/infrastructure))
3. Small Batch Product manufacturer in India - Clarion Cosmetics
   · Clarion states that its private-label manufacturing offering supplies exports to the United States, Europe, and the Middle East. This does not establish destination acceptance for a particular commissioned product. ([clarionindia.in](https://www.clarionindia.in/about-us))

24.317. Epilab

Epilab offers custom cosmetic development, manufacture, filling, and packing at its Cheltenham facility in Melbourne, Australia. ■■■ ■■■■■■■ ■■■■■■■■ ■■■■■■■■ ■■■■■■■■■ ■■■■■■■■■ ■■■■■ ■■■■■■■■■■■■■ ■■■ ■■■■■■■■■■ ■■■■■■■■■■ ■■■■■■■ ■■■ ■■■■■■ ■■■■■■■■ ■■■■■■■■ ■■■■■■■ ■■■■■■■■ ■■■ ■■■■■■■■■■ ■■■■■■ ■■■■■■ ■■■■ ■■■■■■■■ ■■■ ■■■■■■■■■ ■■ ■■■ ■■■■■■■■■■ ■■■■■ ■■■■■■ ■■■■ ■■■■■■■■ ■■■■ ■■■■■■■ ■■■■■ ■■■■■■■■■ This favors buyers prioritizing a distinct product over immediate catalog adoption.

Custom development does not independently settle ownership. Epilab's trading terms retain intellectual property by default but assign specific fee-for-service formulations to the client once development fees are fully paid. ■■■■■■ ■■■■■■ ■■■■■■■ ■■■■■■■■■■■ ■■■■■■■■ ■■■ ■■■■■■■■■ ■■■■■■■■ ■■■■■■■■■■ ■■■■ ■■■ ■■■■■■■■■■■ ■■■■■■■

■■■■■■■■■■■ ■■■■■■■■■■■■■ ■■■■■ ■■■■■■■■ ■■■■■■■■■■■■■ ■■■ ■■■■■■■■ ■■■■■■■■■■■ ■■■■■■■■■■ ■■■■ ■■■■■■■■■■■ ■■■■■■■ ■■■■■■■■■ ■■■■■ ■■■ ■■■■■■■■ ■■■■■ ■■■■■■■ ■■■■■■■■ ■■ ■■■■■■■■■■■■■■ ■■■ ■■■■■■■■ ■■■■■■■■■■■ ■■■■■■■■■■■■ ■■■ ■■■■■■■■■■■■■■ ■■■■■■■■■ These descriptions do not establish the partner, contracting entity, or applicable agreement for a crossover engagement. Such buyers should obtain written reconciliation before commitment rather than assume that Epilab's integrated cosmetic service covers the proposed route.

Sources & Evidence

1. Cosmetic Manufacturing Services in Australia | Epilab
   · Epilab describes custom development, Cheltenham manufacturing, in-house filling and packing, packaging sourcing, batch documentation, and continuing production support. ([epilab.com.au](https://epilab.com.au/services))
2. Cosmetic & Skincare Contract Manufacturer Melbourne, Australia | Epilab
   · Epilab states that it develops products to individual briefs rather than shared stock formulas and serves brands, clinics, salons, and retailers. It also advertises TGA-listed work facilitated through partners. (epilab.com.au)
3. Trading Terms & Conditions | Epilab
   · Epilab's terms retain IP by default but assign specific fully paid fee-for-service formulations to clients. They define nontherapeutic products and exclude therapeutic development and manufacturing. The advertised partner route is not contractually reconciled. ([epilab.com.au](https://epilab.com.au/trading-terms/))

24.318. Ausmetix

Ausmetix offers custom development and adaptation of existing skincare, hair-care, and body-care formulas alongside contract manufacturing at its Keilor Park facility in Melbourne. Its described portfolio includes cleansers, moisturizers, serums, shampoos, conditioners, and body-care products. ■■■ ■■■■■■■ ■■■■■■ ■■■■ ■■■■■■■■■■ ■■■ ■■■■■■■■■■■■ ■■■■ ■■■■■■■■■ ■■■■■■■■■ ■■■■■■ ■■■■■■■■■■■■ ■■■■■■ ■■ ■■■■■■■■■■■■■■■ ■■■■■■ ■■■■ ■■■■■■■■■■■■ ■■■■■■■ ■■■■■■ ■■■ ■■■■■■■■■ ■■■■■■■ ■■■ ■■■■■■■■■ ■■■■■■■ ■■■■■■■■■ ■■■■■■■■■■ ■■ ■ ■■■■■■■■■ ■■■■■■■■■■ ■■■■■■■ ■■ ■■■■ ■■■■■■■■■■■■ ■■■ ■■ ■■■■■■■■■■■■ ■■■■■■■■■■■ ■■■■■■■■■■■■ ■■■■■■■■■■■

A consequential contracting detail is that Ausmetix agrees formula ownership in the project agreement before development begins. Brands seeking differentiated Australian-made products should therefore settle ownership, exclusivity, documentation access, and permitted transfer before authorizing development. ■■■■■■■ ■■■■■■■■■■■■ ■■■ ■■■■■■■■■■■■ ■■■■■■■■■ ■■■ ■■■■■■■■ ■■■■■■■■■■■■■ ■■■■■ ■■■■■■■■■■ ■■■■■ ■■■■■■■■■■■■ ■■■■■■■ ■■ ■■■ ■■■■■■■ ■■■■■■■■■■■■ ■■■■■■■■■ ■■■■ ■■■■■■■■■■ ■■■■■■■■■ ■■■■■■■■■■ ■■■■■■■■■ ■■■ ■■■■■■■■■■■ ■■■■■■■■■■ ■■■■■ ■■■■■■■■■■■■■■■ ■■■■■■■■■■■■■■ ■■■■■■■■■■■■■■ ■■■■■■■ ■■■■■■■ ■■■■■■■■■ ■■■■■■■■■■■■■■■■■■■■ ■■■■■■■■■■■■ ■■■■■■■ ■■■■ ■■■■■■■ ■■■■ ■■■■■■■■■■■ ■■■■■■■■■ ■■■■■■■ ■■■■■■ ■■■■■■■ ■■■■■■■■■■■■■■

Sources & Evidence

1. Cosmetic Formulation Australia | Ausmetix Laboratory
   · Ausmetix describes custom development and adaptation of skincare, hair-care, and body-care formulas in its Melbourne laboratory.
   · The formulation page states that formula ownership is agreed in the project agreement before development begins; negotiating additional rights is a commercial implication.
2. Cosmetic Contract Manufacturing Australia | Ausmetix
   · Ausmetix states that it formulates and manufactures in-house and that manufacturing takes place in Keilor Park, Melbourne.
   · A single development-and-manufacturing interface is an analytical coordination benefit, not independent proof of faster launches.

3. Cosmetic Manufacturing FAQ | Ausmetix Australia
   - Ausmetix lists cleansers, moisturizers, serums, shampoos, conditioners, and body-care products among its offerings.
   - Its FAQ describes Australian cosmetic regulatory guidance, including AICIS considerations; broader destination support is not established by that description.

24.319. Shieling Laboratories

Shieling Laboratories offers Auckland-based commissioning support that combines commercial viability assessment, in-house product development, ingredient and packaging sourcing, manufacturing, and filling and packaging. Its listed cosmetic categories include skincare, body care, deodorants, lip products, and oral care. [redacted]

Shieling states that it does not operate its own product lines and describes annual audits for its NATRUE and BioGro certifications. These are relevant supplier-selection attributes for naturally positioned brands concerned about confidentiality and potential supplier-brand competition. [redacted]

Sources & Evidence

1. Our Services | Shieling Laboratories | Auckland, NZ
   - Shieling describes viability assessment, in-house development, ingredient and packaging procurement, manufacturing, filling, assembly, and dispatch.
   - The service page lists skincare, body care, deodorants, lip products, and oral care and provides an Auckland contact location.
   - Coordinated commissioning is a commercial inference; the service description does not establish downstream acceptance.
2. Strategic Sourcing | Shieling Laboratories | Auckland, NZ
   - Shieling states that it develops client products in-house, does not have its own product lines, and is audited annually for NATRUE and BioGro certifications.
   - These are attributed supplier statements; finished-product certification scope and contractual exclusivity require separate confirmation.

24.320. Viet Huong Cosmetics

Viet Huong Cosmetics advertises adoption of supplier-developed formulas, adaptation, and new formula development for commissioning brands, together with packaging, logo, and label-design support. [redacted] Commissioners should distinguish catalog adoption from buyer-exclusive development and establish the permitted

use and ownership of the selected design rather than infer exclusivity from private-label terminology.

This advertised capability must be considered alongside a material compliance event. Vietnamese health-authority publications record a nationwide suspension and recall of listed Viet Huong products under notice xx.xx/QLD-MP, issued on May xx.xx 2026, identifying its Tan Trieu manufacturing site in Hanoi. ■■■ ■■■■■■ ■■■■■■ ■■■ ■■■■■■■ ■■ ■■■■■■■■■ ■■■ ■■■■■■■■ ■■■■■■■■■ ■■■■■■■■■■■■■■■■■■ ■■■■■■■ ■■■ ■■■■■■■■ ■■■■■■■■■■ ■■■■■■■■■■■■ ■■■■■■ ■■■■■■■■■ ■■■■■■■■ ■■■■■■■ ■■■■■■ ■■■ ■■■■■■■■■■ ■■■■■■■■■■ ■■■■■■ ■■■■■■ ■■■■■■■■■■■■■■■ ■■■■■■■■ ■■■■■■■■■■ ■■■■■ ■■■ ■■■■■■■■■■ ■■ ■■■ ■■■■■■ ■■■ ■■■■■■■■■■■■ ■■ ■■■ ■■■■■■■■ ■■■■■■■■■■■ ■■■■■■■

■■■■■■ ■■■■■■■■ ■■■■ ■■■■■ ■■■ ■■■■■ ■■■■■■ ■ ■■■■■ ■■■■■■■■■ ■■■ ■■■■■■■■■ ■ ■■■■■■■■ ■■■■■■■■■■■■ ■■■■■■■■ ■■ ■■■ ■■■■ ■■ ■■■■■■■■■■■ ■■ ■■■■■ ■■■■ ■■■■■■■■■■ ■■■■■ ■■■ ■■■■■■■■■ ■■■■■■ ■■■ ■■■■ ■■■■■■■■■ ■■■■■■■■■■■■ ■■■■■■■■■■ ■■ ■■■■ ■■■ ■■■■■■■■■■■ ■■■■■■■■■■ ■■ ■■■■■■ ■■■■■■■■■■■ ■■ ■■■■■■■■■■■■■■■■■■■ ■■■■■■ ■■■■■ ■■■■■■■■■■

Buyers evaluating the Bac Ninh operation should qualify that location separately and connect the proposed contract, manufacturer identity, and product documentation. Subsequent remediation and the suitability of affected products for renewed commissioning remain unresolved.

Sources & Evidence

1. Manufacturer of Private Label Cosmetics in Vietnam - Unique formula
   - Viet Huong offers existing supplier formulas or new development to a customer's ideas, with packaging, logo, and label-design support.
   - The page also describes formula improvement and client feedback; private-label terminology does not itself establish buyer exclusivity.
2. Về chúng tôi - Nhà Máy Gia Công Mỹ Phẩm OEM/ODM Trọn Gói | KEHETO
   - KEHETO presents Viet Huong and Kanna within a group ecosystem and identifies Viet Huong's Vietnamese company name.
   - It describes the KEHETO factory in Bac Ninh as operational in 2026; this company claim does not establish remediation of the Hanoi-site recall or site interchangeability.
3. 1772/QLD-MP - Nationwide suspension and recall of products manufactured by Viet Huong Cosmetics
   - The Thai Nguyen health authority identifies notice xx.xx/QLD-MP, issued and effective on May xx.xx 2026, concerning nationwide suspension and recall of listed Viet Huong products.
   - The dated official record establishes the enforcement event, not its subsequent resolution.
4. Thông báo đình chỉ lưu hành, thu hồi và tiêu hủy mỹ phẩm vi phạm
   - Ky Xuan's official May xx.xx 2026 publication identifies Viet Huong's Tan Trieu, Hanoi manufacturing site and the nationwide recall under notice xx.xx/QLD-MP.
   - It states that the affected companies had not implemented the legally required CGMP-ASEAN quality-management system.
   - Product-status and corrective-action verification before renewed commissioning are commercial implications of this recorded enforcement.

24.321. Vimac Cosmetics Joint Stock Company

Vimac Cosmetics Joint Stock Company distinguishes an ODM offer encompassing supplier-side research, product design, and manufacture from an OEM offer based on a

buyer-developed design. ■■■ ■■■■■■■ ■■■■■■■■■ ■■■■■ ■■■■■■■■■ ■■■■ ■■■■■ ■■■■■■■ ■■■ ■■■■■■■■■■■■■■■■ ■■■■■■■■■■■■■ ■■■ ■■ ■■■■■■■■■■ ■ ■■■■■■■■■■■■■ ■■■■■■■■ ■■ ■■■■■ ■■■■ ■■■■■■■ This distinction matters to buyers without a completed product specification: the supplier's design contribution should be included in the agreed brief rather than assumed from a general manufacturing proposal.

■■■■■ ■■■■■■■■■■ ■■■■■■ ■■ ■■■■■■■■■■ ■■■■■■■■■ ■■■■■■■■ ■■■■■■■■■■■■■ ■■■ ■■■■■■■■ ■■■■■■■■■ ■■■■■■■■■ ■■ ■■■■■■■■ ■■■ ■■■■ ■■ ■ ■■■■■■■■■■■■■■■■■■ ■■■■■ ■■■■■■■■■■■■■■ ■■■ ■■■■■ ■■ ■■■■■■ ■■■■■■■■■■ ■■■■ ■■■■■■■■■■■■■ ■■■■■■■■■■ ■■ ■■■■■■■■■■■■ ■■■■■■■■■■■■■■ A commissioner relying on that relationship for differentiation should obtain written confirmation of usable rights, territories, continuing access, and the consequences of losing access. Vietnamese development and manufacture can be evaluated on their own merits; briefs whose value depends on a U.S. affiliation or exclusive rights should remain conditional until those dependencies are documented.

Sources & Evidence

1. Dịch vụ - Vimac Provided Services
   - Vimac distinguishes supplier-developed ODM from OEM based on a buyer-developed design.
   - It lists skincare, body care, makeup, and professional-care applications and identifies a factory in Dong Anh, Hanoi.
   - Selecting the appropriate development remit is an analytical contracting implication.
2. Về chúng tôi - Vimac Vietnam
   - Vimac attributes technology transfer, research achievements, and exclusive materials to Vimaccos US.
   - The page establishes an asserted technology relationship, not common ownership, U.S. execution, or a buyer's contractual rights.

24.322. Refinette Cosmetic Manufacturing Corporation

Refinette Cosmetic Manufacturing Corporation, based in Guiguinto, Bulacan, advertises stock and customized formulation, documentation assistance, product-claim substantiation support, contract manufacturing, and warehouse and logistics services. Its cosmetic manufacturing description encompasses liquids, emulsions, serums, gels, creams, powders, color cosmetics, and soaps. ■■■■ ■■■■■■ ■■■■■■■■■■■■■ ■ ■■■■■■ ■■■■■■■ ■■■■■■■■ ■■ ■■■■■■■■ ■■■■■■■ ■■■■■■■ ■■■ ■■■■■■■■■■ ■ ■■■■ ■■■■■■■■ ■■■■■■■■■ ■■■■ ■■■■■■■■■■ ■■■■■■■■ ■■■■■■■■■■■■ ■■■■■■■ ■■■ ■■■■■■■■■■■■■

Refinette's product catalog is expressly open for rebranding and includes soaps, toners, lotions, creams, serums, and sun-care products. ■■■■■■■ ■■■■■■ ■■■■■■ ■■■■■■■■■■ ■■■■■■■ ■■■ ■■■■■■ ■■■■■■■ ■■ ■■■■■■ ■■■ ■■■■■ ■■■■■■■■ ■■ ■■■■■■■■■ ■■■■■■■ ■■■ ■■■■■■■■■■ ■■■■■■■■■■■■■■■■■■ ■■■■■■ ■■■■■■ ■■■■■■■■■■ ■■■■■■■■ ■■■■■■■■■■■■ ■■■■■■■■■■ ■■■ ■■■■■■ ■■ ■■■■■■■■■■ ■■■■■■■■ ■ ■■■■■■■■■■■■■ ■■■■■■■■■■■■ ■■■■ ■■■ ■■■■■■ ■■■■■■ ■■■■■■■■ ■■■■■■■■■■ ■■■■ ■■■■■■■■■■ ■■■■■ ■■■■■■■■■■■■■■■ ■■■ ■■■■■■■■■■■■■ ■■■■■■■■■■■■■ ■■■■■■ ■■■■■■ ■■■ ■■ ■■■■■■■■ ■■ ■■■■■■■■■■■■■■■ ■■■■■■■■■■■■■■ ■■■■■■■■■ ■■■ ■ ■■■■■■■■ ■■■■■■■■■■■■ Buyers should request authorization and documentation specific to the intended product, executing site, and destination rather than rely on the breadth of the corporate service list.

Sources & Evidence

1. SERVICES | Refinette Cosmetic Manufacturing Corporation
   - Refinette advertises customized and stock formulations, documentation assistance, claim-substantiation support, cosmetic manufacturing, and warehouse and logistics services.
   - It lists multiple cosmetic formats alongside food, nutraceutical, and drug-related activities and identifies its Guiguinto, Bulacan location.
   - Engagement-specific qualification is an analytical implication, not independent verification of its advertised credentials.
2. PRODUCTS | Refinette Cosmetic Manufacturing Corporation
   - Refinette describes its catalog as ready-to-sell and open for rebranding, including soaps, toners, lotions, creams, serums, and sun-care products.
   - The catalog supports an adoption route but does not establish exclusive formula use, ownership, or transfer rights.

24.323. Kosmetics Technologies Inc.

Kosmetics Technologies Inc. combines client-oriented cosmetic development with toll manufacturing in Quezon City. ■■■ ■■■■■■■■■ ■■■■■■■■ ■■■■■■■ ■■■■■■■■■■■■ ■■■■■■■■■ ■■■■■■■■■■ ■■■■■■■■■ ■■■■■■■■ ■■■■■ ■■■■■■■■ ■■■■■■■■ ■■■ ■■■■■■■■ ■■■■■■■■■■■■■ ■■■ ■■■■■■■■ ■■■■■ ■■■■■■ ■■■ ■■■■■■ ■■■■■■■ ■■■ ■■■■■■■■ ■■■■■■■■■■ ■■ ■■■■■■■■■ ■■■■■■■■ ■■■■ ■■■■■■■■■■■■ ■■ ■■ ■■■■■■■■■ ■■■■■■■■■■■■■■■ ■■■ ■■■■■■■■ ■■■■■■■■■■ ■■■■■■■■■■■■■■■ ■■ ■■■■■■■■ ■■■■■■■ ■■■ ■■■■■■■■■■■■■■■ Buyers should identify the development contribution and finished-delivery responsibilities explicitly in the proposal.

The listed portfolio spans hair cleansing, conditioning and styling; facial and body care; sun care; hand and foot care; and selected face, lip, and eye makeup. ■■■ ■■■■■■■■ ■■■■■ ■■■■■■■■■■ ■■■■■■■■ ■■■ ■■■■■■■■ ■■■■■■■■ ■■■ ■■■■■■■■■■■■■ ■■■■■■■■■ ■■ ■■■■■■■■■■■■ ■■■■■■■■■ ■■■■■ ■■■■■■■■■■■■■ ■■■■■■■■ ■■■■■■■■■■ ■■■ ■■■■■■■■■ ■■■■■■■■■■■■■■■ ■■■■■■■■ ■■■ ■■■ ■■■■■■■■■ ■■■■■■■■■■■■ ■■■■■■■■ ■■■■■ ■■■■■■■■■■■■■■ ■■■■■■■■■■■■■ ■■■■ ■■■■■■■■■■■■ ■■■■■■ ■■■■■■ ■■■■■■■■ ■■■■■■■■ ■■■■ ■■■■■■■■ ■■■■■■■■■■■■■■■ ■■■ ■■■■■■■■■ ■■■■■■■■■■■■■ ■■■■■■■■■ ■■■■■■■■■■■■ ■■■■■■■ ■■■ ■■ ■■■■■■■■ ■■ ■■ ■■■■■■■■■■ ■■■■■■■■■■■ ■■ ■■■■■■■■■ ■■■■■■■■■■■■ ■■ ■■■■■■■■■■ ■■■■■■■■■ ■■■■■■■■■ Consolidating several product briefs with Kosmetics remains conditional on offering-specific qualification and the agreed support scope.

Sources & Evidence

1. Kosmetics Technologies Inc. - Committed to quality. Committed to you.
   - Kosmetics describes client-oriented cosmetic formulation and toll manufacture, packaging selection, filling, labeling, final packing, storage, and delivery arrangements.
   - It identifies a Quezon City location and retailer house-brand applications.
   - Coordinating development and finished delivery is an analytical option subject to the contracted scope.
2. Products & Capabilities - Kosmetics Technologies Inc.
   - Kosmetics lists hair cleansing, conditioning and styling products; facial and body care; sun care; hand and foot care; and selected face, lip, and eye makeup.
   - Portfolio breadth supports inquiry across these categories, not interchangeable qualification for every offering.

3. About - Kosmetics Technologies Inc.
   - Kosmetics identifies salons, spa chains, hotels, and personal-use products as development contexts.
   - The description supports intended-buyer evaluation, not an automatic commitment to property installation or continuing hospitality service.

24.324. Altum Cosmeceutical Manufacturing Inc.

Altum advertises custom skincare and cosmetic development, contract manufacturing, packaging assistance, regulatory documentation support, and filling, labeling, and packaged delivery. ■■■■ ■■ ■■ ■■■■■■■■■■ ■■■■■■■■■■■■■■■■■■■■■■■■■■■■ ■■■■■■■■■■■■ ■■■■■■ ■■■ ■■■■■■■■■■■■■ ■■■■■■■ ■■■■■■■ ■■■■ ■■■■■■■■■■■■■ ■■■■■■■■■■■ ■■■■■■■■■■■■■■ ■■■■■■■■■■■■■ ■■ ■■■■■■■■ ■■■■■■■■■■■■■

The website uses both Altum Cosmeceutical Manufacturing Inc. and Altum International Cosmeceutical Manufacturing Inc. It describes a Valenzuela base while providing a Caloocan contact address, without establishing how the names and locations relate to the contracting operator and executing factory. ■■■■■■■ ■■■■■■■ ■■■■■■ ■■■ ■■■■■■■■■■ ■■■■■■■■■■■■■■ ■■■■■■■ ■■■■■■■■ ■■■■■■■■■■■■■■ ■■■■■■■■■■■■■■■ ■■■ ■■■■■■■■■■ ■■■■ ■■ ■■■ ■■■■■■■■ ■■■■■■■■■■ ■■■■■■■ ■■■■■■■■■■ ■■■■■■■■■■■■ ■■■■■■■ ■■■ ■■■■■■■ ■■■■■■■■■■■■■ ■■■■■■■■ ■■ ■■■■■■■■ ■■■■■■■■■■ ■■■■■■■■ ■■■ ■■■■■■■■ ■■■■■■■■ ■■■■■■■ ■■■■■■■ ■■■■■■■■■■ ■■■■■ ■■■■■■■■■ ■■■ ■■■■ ■■■■■■■■■■■■■■■ ■■■ ■■■■■■■■■ ■■■■■■■■■ ■■■ ■■■■■■■■■■■■■■ ■■■■■■■■■■■ ■■■■■■■ ■■■■■■■■■■ ■■■ ■■■■■■■■■■■■ ■■■■■ ■■■■■ ■■■■■■■ ■■■■ ■■■■■■■■ ■■■ ■■■■■■■ ■■■■■■■■■■■■ ■■■ ■■■ ■■■ ■■■■■■■■■■■■■ ■■■■■

Sources & Evidence

1. Altum - Official Website
   - Altum's homepage uses Altum Cosmeceutical Manufacturing Inc., describes a Valenzuela base, and also uses Altum International Cosmeceutical Manufacturing.
   - It advertises custom development, manufacturing, regulatory documentation support, filling, labeling, and packaged delivery, while giving a Caloocan contact address.
   - These conflicting descriptions leave contracting-entity and executing-site authentication unresolved.
2. About - Altum
   - Altum's About page uses Altum International Cosmeceutical Manufacturing Inc. and advertises Philippine cosmetic development, contract manufacture, packaging assistance, and FDA support.
   - It gives a Caloocan contact address without resolving the relationship between the alternate company names and manufacturing locations.

24.325. Goldwin Manufacturing Laboratories Corp.

Goldwin Manufacturing Laboratories Corp.'s published corporate description presents private-label contract manufacturing with an emphasis on specialty soaps, alongside facial and body cleansers, creams, lotions, hair-care products, and other cosmetics. It places laboratory, manufacturing, and warehousing assets in Marikina. ■■■■ ■■■■■■■■ ■ ■■■■■■■■■■■■ ■■■■■■■■■■ ■■■■■■■■■■■ ■■■■■■■ ■■■■ ■■■■■■■■ ■■■■■■■■■■ ■■■■■■■■■■■■ ■■■■■■ ■■■■■■■ ■■■■■ ■■■■■■ ■■■■■■■■■■ ■■■ ■■■■■■■■■■■■ ■■■■ ■■■ ■■■■■■■ ■■■ ■■■■■■■■ ■■■■■■■■■■■■■ ■■■■■■■■■■■■■ ■■ ■■■■■■■■■■■■■■■■■■■ ■■■■■■ ■■ ■ ■■■■■■■■ ■■■■■■■■■■■■

[illegible] Before awarding a brief, buyers should confirm active authorization, the actual development contribution, formula rights, and documentation access. A private-label manufacturing description alone does not establish a complete custom ODM service bundle.

Sources & Evidence

1. About Company - Goldwin Manufacturing Laboratories Corp.
   - Goldwin's published company description presents private-label contract manufacture centered on specialty soaps, with cleansers, creams, lotions, hair care, and other cosmetics.
   - It describes laboratory, manufacturing, and warehousing assets in Marikina; the description does not establish current authorization or the development remit of a new engagement.
2. IPOPHL Trademark Gazette - Allowed National Marks Published for Opposition, January 11, 2023
   - The January xx.xx 2023 trademark gazette identifies Goldwin Manufacturing Laboratories Corp. as the PURESKIN applicant and gives a Marikina address.
   - The application corroborates a company-associated branded identity, not current manufacturing authorization or capability across all named goods.
   - Clarifying brand separation and private-label rights is a commercial implication.

24.326. TSP Solutions Pte Ltd

[illegible] It also develops and manufactures THE SKIN PHARMACY range.

[illegible] Qualification should cover the actual cosmetic offering and site rather than rely on pharmaceutical or pet-care breadth. Proprietary brand experience does not itself give clients distribution access.

Sources & Evidence

1. TSP Solutions Pte Ltd | Skincare OEM Manufacturing & Research
   - TSP lists customized development, private labeling, contract manufacturing, packaging and laboratory services, and identifies itself as developer and manufacturer of THE SKIN PHARMACY. (tspsolutions.co)

24.327. Topway Hair Care

Topway Hair Care combines a professional hair-and-scalp portfolio with customized development, private labeling, contract manufacturing, filling and packaging. Its OEM offering identifies a manufacturing facility in Singapore, while its branded portfolio includes shampoos, conditioners, intensive hair-and-scalp treatments and styling products. [illegible]

[redacted]

Commissioners should qualify the proposed product and intended claims instead of assuming that the professional haircare positioning covers every hair-coloring or texture-modification brief. [redacted]

Those addresses establish neither common ownership nor supplier independence; buyers considering the pair for alternative sourcing should verify their legal relationships and actual execution arrangements before claiming diversified supply.

Sources & Evidence

1. OEM | Topway Hair Care
   · Topway offers customized development, private labeling, contract manufacturing, filling and packaging, identifies a Singapore manufacturing facility, and publishes a Tagore Lane address. ([topway.com.sg](https://www.topway.com.sg/copy-of-contact-us))
2. About Us | Topway Hair Care
   · Topway describes professional hair-and-scalp positioning and a portfolio of shampoos, conditioners, intensive treatments and styling products. Its website identifies Topway Holdings. ([topway.com.sg](https://www.topway.com.sg/about-us))
3. Private Label OEM/ODM Skincare Manufacturer in Singapore
   · Private Label Derma Lab publishes a different unit in the same Tagore Lane building as Topway. Comparing these published addresses does not resolve ownership or execution independence. (privatelabeldermalab.com)

24.328. Private Label Derma Lab Pte Ltd

[redacted] Its formulation offering separately includes completion of buyer-supplied bulk products. Buyers should therefore distinguish a development-and-supply engagement from filling services that do not themselves establish a supplier design contribution.

The company also offers label design and application, externally created artwork printing, branding and digital marketing assistance. A brand builder can evaluate a coordinated product-and-presentation package, while an established operator can retain its own creative work and purchase selected manufacturing services. [redacted]

Sources & Evidence

1. Private Label OEM/ODM Skincare Manufacturer in Singapore
   · Private Label Derma Lab describes Singapore-based development and manufacture across skincare, haircare and personal care, bulk and finished supply, packaging and labeling, and claims ISO xx.xx certification. (privatelabeldermalab.com)
2. Custom Beauty Products Manufacturer in Singapore
   · PLDL distinguishes stock selection, adaptation and custom development, and separately offers filling and packaging of buyer-supplied bulk products. The engagement-design distinction is an analytical interpretation. ([privatelabeldermalab.com](https://privatelabeldermalab.com/customised-skincare-cosmetic-formulation-singapore/))
3. Labeling & Branding - Private Label Derma Lab
   · PLDL offers label design, printing and application of its own or externally created artwork, branding and digital marketing assistance. Separating assistance from committed distribution is a commercial implication. ([privatelabeldermalab.com](https://privatelabeldermalab.com/skincare-cosmetic-branding-marketing-solution-singapore/))

24.329. GVig

GVig presents its OEM/ODM skincare offering through Celblos, describing a Singapore research and manufacturing base with custom development, private labeling, contract manufacturing, filling, packaging and advisory services. ■■ ■■■■■■■■■ ■■■ ■■■■■■■■ ■■■ ■■■■■■■■■■■■ ■■■ ■■■■■■ ■■■■■■■■ ■■■ ■■■■■■■ ■■■ ■■■ ■■■ ■■■■■ ■■■■■■■■■■■■ ■■■ ■■■ ■■■■■■ GVig also maintains proprietary professional skincare brands, combining third-party development services with its own branded activity.

Professional beauty businesses can evaluate this offering when their brief requires both product development and packaged supply, but should identify the contracting entity and Celblos's execution responsibilities. ■■■■■■■■■■■■■■■■ ■■■■■■■■■■■■■■■ ■■■ ■■■ ■■■■■■■■■■ ■■■■ ■■■■■■■■■■■ ■■■■■■ ■■ ■■■■■■■■ ■■■■■■ ■■■■■■■■ ■■■■■■■■ ■■■■■■■■ ■■■■■■■■■ ■■■ ■■■■■■■■■■■ ■■■■■■■■■ ■■■■■ ■■■■■■■■■■■■■■■■ ■■■■■■■ ■■■■■■ ■■■ ■■■■■■■■■■■ ■■■■■■■■ ■■■■■■■■■■■ ■■■■■■■■■■ ■■■ ■■■■■■■■ ■■■■■■■■■■■ ■■■■■■■■■■■ ■■■ ■■■■■■■■■■ ■■■ ■■■■■■■■ ■■■ ■■■■■■■■■■■ ■ ■■■■■ ■■■■■■■■■■■■ ■■■■■■■■■■ ■■■■■■■■■■ ■■■ ■■■■■■■■ ■■■■■■ ■■■■■■■■ ■■■■■■■■ ■■ ■■■■■■■■■ ■■■■■■■■ ■■■■■■■■■ ■■■■■■■■■■■■ GVig's brand activity does not automatically provide commissioning clients with channel access.

Sources & Evidence

1. OEM & ODM Services - GVig Singapore
   · GVig presents Celblos's Singapore research and manufacturing offering, custom development, private labeling, manufacturing, filling, packaging and advisory services for professional and retail skincare. Plant GMP and ISO xx.xx credentials are supplier claims. ([gvig.com](https://gvig.com/oem-odm-services/))
2. GVig Brands - GVig Singapore
   · GVig describes its proprietary professional skincare brands. Confidentiality, exclusivity and commercial-separation considerations are conditional implications of combining branded activity with commissioned development. ([gvig.com](https://gvig.com/gvig-brands/))

24.330. UCL

[redacted] Its facility descriptions differentiate Incheon capabilities, including hair-coloring and permanent-wave products, from Jeju operations emphasizing natural skincare and Jeju Cosmetic Cert products. This is a site-selection issue rather than proof that the company's manufacturing locations are interchangeable.

[redacted] Buyers seeking continuity through an alternative UCL location should qualify that location for the actual brief before treating it as a replacement. A separately qualified specialist is the alternative when the desired format, pathway or site cannot be established.

Sources & Evidence

1. UCL - Development Products
   - UCL's development portfolio includes skincare, haircare, hair colorants, body care, functional products, sun care and base makeup. Product-category breadth does not establish engagement-level qualification. ([e-ucl.co.kr](https://www.e-ucl.co.kr/eng/business/item))
2. UCL - Incheon Factory
   - UCL's Incheon facility description includes skincare, hair and body products, hair colorants and permanent-wave products. Verifying the intended executing location is the commercial implication. ([e-ucl.co.kr](https://www.e-ucl.co.kr/eng/infra/intro_icn))
3. UCL - Jeju Factory
   - UCL identifies its Jeju factory with natural skincare and Jeju Cosmetic Cert products, and describes skincare, hair and body manufacturing there. Product-specific certification and alternative-site acceptance remain separate verification questions. ([e-ucl.co.kr](https://www.e-ucl.co.kr/eng/infra/intro_jeju))

24.331. NOWCOS

NOWCOS describes cosmetic ODM/OEM development across skincare, makeup, sun care, haircare and body care, with research and commercial functions in Seoul and manufacturing in Sejong, South Korea. It offers both bulk contents and finished products. [redacted]

The January xx.xx 2026 tender-offer prospectus identifies Affirma-related Asterion Holdings as NOWCOS's controlling shareholder and places NOWCOS and Hwasung Cosmetics within the disclosed investment group. September reporting describes a share-purchase agreement signed on September xx.xx 2026 for their sale to Macquarie, not confirmed transaction

completion. ■■■■■■ ■■■■■■ ■■■■■■■■■ ■■■■■■■■■■ ■■■■■■■■■ ■■■ ■■■■■■■■■ ■■■■■■■■■■■ ■■■■■■ ■■■ ■■■■■■■■■ ■■■■■■■■■■ ■■■ ■■■■■■■■■ ■■■■■■■■■■■■ ■■■■ ■■■■■ ■■■■■ ■■■■■■■■■ ■■■■■■ ■■■■■■■■■ ■■■■■■■ ■■■■■■ ■■■ ■■■■■■■■■■■■■ ■■ ■■■■■■■■■ ■■ ■■■■■■■■■■■■■■■ ■■■■■■ ■■■■■■■■■■■ ■■■■■■■ ■■■■■■■ ■■■■■■■ ■■■ ■■■■■■■■■■■■ ■■■■■■■■■■ ■■■■■■■ ■■■■■■■■■■■■■

Sources & Evidence

1. nowcos_official | LinkedIn
   · NOWCOS's company-controlled profile describes skincare, makeup, sun care, hair and body development, Seoul research and commercial functions, Sejong manufacturing, and bulk or finished-product supply. It also identifies quasi-drug and pet-care activities.
   ([linkedin.com](https://www.linkedin.com/company/nowcos-official))
2. Asterion Holdings Limited - NOWCOS Tender Offer Prospectus, January 26, 2026
   · The January xx.xx 2026 prospectus identifies Asterion Holdings as NOWCOS's controlling shareholder, connects Asterion to Affirma-managed investment structures, and lists NOWCOS and Hwasung in the disclosed investment group.
   ([kind.krx.co.kr](https://kind.krx.co.kr/external/2026/xx.xx/xx.xx/xx.xx/xx.xx/xx.xx.htm))
3. Macquarie to Buy Korean Cosmetics Makers Hwasung, NowCos - Seoul Economic Daily
   · September xx.xx 2026 reporting describes a share-purchase agreement signed on September xx.xx 2026 for Macquarie's acquisition of NOWCOS and Hwasung from Affirma. It does not establish transaction closing.
   ([en.sedaily.com](https://en.sedaily.com/news/2026/xx.xx/xx.xx/macquarie-to-buy-korean-cosmetics-makers-hwasung-nowcos))

24.332. Hwasung Cosmetics

Hwasung Cosmetics describes a South Korean color-cosmetics ODM offering emphasizing eyebrow and eyeliner products, alongside lip and face makeup. Its commercial materials identify a Gimpo address and describe automated manufacturing. ■■■ ■■ ■■■■■■■■■■■■ ■■■■■■■■ ■■■■ ■■■■■■■■ ■■■■■■■■■■ ■ ■■■■■■■■■■■■■■■■ ■■■■■■■■■■■ ■■■■■■■■ ■■■■■■ ■■■■■■■ ■■■ ■■■■■■■■ ■■■■■■■ ■■■■■■■■■ ■■■■■■■■■■■■■■■■ ■■■ ■■■■■■■■■■ ■■■■■■■■■■■■■ ■■ ■■ ■■■■■■■■■■ ■■■■■■ ■■■■■■■■■■ ■■■ ■■■■■■■■■ ■■■■■■■■■■ ■■■■■■■ ■■ ■■■ ■■■■■■■■■■ ■■■■■■■■■■■■ ■■■ ■ ■■■■■■■■■■ ■■■■■■■■■■■■ ■■■■■■■■■

Joint presentation with NOWCOS creates a route to discuss coordinated color-and-skincare programs, but does not establish a single service agreement, shared documentation or interchangeable factories. Buyers should request a responsibility schedule identifying each company's development, manufacturing and delivery obligations; separate contracts are preferable when the commissioner wants to control those interfaces. ■■■■■■■■■■ ■■■■■ ■■■■■ ■■■■■■■ ■■■■■■■■■■■■ ■■■■■■ ■■■■■■■■ ■■■ ■■■■■■■■■ ■■ ■■■■■■■■■■■■■ ■■■■■■■■■■■ ■■■■■■■■■■■■■ ■■■ ■■■■■■■■ ■■■■■ ■■■■ ■■■■■■■■■ ■■■■ ■■■■■ ■■■■■■■■■■■■■■■■■■■ ■■■■■■■■■■■■ ■■■■■■■■■■ ■■■■■■■ ■■■■■■■■■■■■ ■■■■■■■■■ ■■■■■■■■■ ■■■■■■■■ ■■ ■■■■■■■■■■ ■■■■■■■■■■ ■■■■■■■■■■■■■

Sources & Evidence

1. nowcos_official | LinkedIn
   · NOWCOS describes skincare development and supply, supporting the complementary category premise for discussing a coordinated program with Hwasung. This does not establish a cross-company contract.
   ([linkedin.com](https://www.linkedin.com/company/nowcos-official))

2. Asterion Holdings Limited - NOWCOS Tender Offer Prospectus, January 26, 2026
   · The prospectus lists Hwasung and NOWCOS within the disclosed Affirma-related investment group. This supports examining control relationships, not assuming interchangeable factories or a single service agreement. ([kind.krx.co.kr](https://kind.krx.co.kr/external/2026/xx.xx/xx.xx/xx.xx/xx.xx/xx.xx.htm))
3. Macquarie to Buy Korean Cosmetics Makers Hwasung, NowCos - Seoul Economic Daily
   · Hwasung and NOWCOS are paired subjects of the reported sale agreement. Contracting-entity verification is a conditional commercial response; completed ownership transfer and subsequent capability improvements are not established.
   ([en.sedaily.com](https://en.sedaily.com/news/2026/xx.xx/xx.xx/macquarie-to-buy-korean-cosmetics-makers-hwasung-nowcos))
4. MakeUp in LosAngeles 2026 - HWASUNG COSMETICS X NOWCOS
   · The company-provided Hwasung profile describes eyebrow and eyeliner specialization, lip and face makeup, automated manufacturing and a Gimpo address. Its joint presentation with NOWCOS establishes joint marketing, not contractual integration.
   ([makeup-in-losangeles.com](https://www.makeup-in-losangeles.com/exhibitors/6915af4a50cfcc4d3bb22095?utm_source=openai))

24.333. A&H International Cosmetics

A&H International Cosmetics describes a Shanghai-based offer combining color-cosmetics creation, development, and manufacturing for brand partners. ■■■ ■■■■■■ ■■■■■■■■■■■ ■■■ ■■■■■■■■ ■■■■■■■■■■■■■ ■■■■■■■ ■■■■■■■■■■■■■ ■■■■■■■■ ■■■■■■■■■■ ■■■ ■■■ ■■■■■■■■■■■ ■■■■■■■■■■■ ■■■■■■■

A brand seeking supplier-led makeup development should request an offering-specific proposal identifying the executing factory, delivery state, and destination support before committing. Combining development and manufacture may simplify coordination; separating them preserves supplier choice but adds interfaces. ■■■■■■■■ ■■■■■■■■ ■■■■■■■■■■■■■■ ■■■■■■ ■■■ ■■ ■■■■■■■■ ■■ ■■■■■■■■ ■■ ■■■■■ ■■■■■■■■■■■■■ ■■ ■■■■■■■■■■■ ■■■■■■■■■■■■■■■

Sources & Evidence

1. A&H International Cosmetics | LinkedIn
   · A&H describes Shanghai-based color-cosmetics creation, development, and manufacturing for mass and prestige brand partners. ([linkedin.com](https://www.linkedin.com/company/a-h-international-cosmetics/))

24.334. Sheencolor

Sheencolor offers brand-oriented color-cosmetics development and production, with an eye-and-brow range spanning pressed powders, liquid and cream products, liners, mascara, and brow products. ■■■ ■■■■■■■■ ■■■■■■■■■■■ ■■■■■■ ■■■■■■■ ■■■■■■ ■■■■■■■■■ ■■■ ■■■■■■■ ■■■■■■■ ■■■ ■■■■■■■■■ ■■■■■■ ■■■■■■■ ■■■■■■■■■■ ■■■■■■ ■■■■■■■■ This provides a relevant starting point for a multiformat makeup brief, not evidence that every formulation or factory is interchangeable.

Its customized-project offering combines a dedicated team, product and exterior design, custom tooling, production-line coordination, and delivery. A brand requiring coordinated packaging and cosmetic development can evaluate this route when its brief justifies project-specific resources. ■■■ ■■■■■■■■■ ■■■■■■ ■■■■■■■■ ■■■ ■■■■■■■■■ ■■■■■ ■■■■■■■■■

■■■ ■■■■■■ ■■ ■■■■■■■ ■■■■■■■ ■■■■■■■■ ■■■■■■ ■■■ ■■■■■■ ■■■■■■■■ ■■■ ■■■■■■■■■ ■■ ■■■■■■■■■■■ ■■■■■■■■■■■ ■■■■■■ ■■■ ■■■■■■■■■■ ■■ ■■■■■■■■■ ■■■■■■■ ■■■■■■■■■■■ ■■■ ■■■■■■■■■ ■■■■■■■■■■■ ■■■■ ■■■■■■■■ ■■■■■■■■■ ■■■■■■ ■■■■■■■■ ■ ■■■■■■■■■■■ ■■■■■■■■■ ■■ ■■■■■■ ■■■ ■■ ■■■■■■■■ ■■ ■■■■■■■■■ ■■■■ ■■■■■■■■■■■■■■

Sources & Evidence

1. About Us - SHEENCOL'OR BIOTECH CO., LTD.
   · Sheencolor describes development and production services for beauty brands and a creative operations center in the United States; this does not establish U.S. manufacturing. ([sheencolor.com](https://sheencolor.com/about/))
2. Eye - SHEENCOL'OR BIOTECH CO., LTD.
   · The eye portfolio includes powder, liquid, and cream eyeshadows, liners, mascara, and multiple brow-product formats. ([sheencolor.com](https://sheencolor.com/yan_bu/))
3. R&D Center - SHEENCOL'OR BIOTECH CO., LTD.
   · Sheencolor describes research coverage for powder, cream, emulsion, and aqueous formats and shared formula management across its research network. ([sheencolor.com](https://sheencolor.com/yanfa/))
4. Smart Factory - SHEENCOL'OR BIOTECH CO., LTD.
   · The customized-project offer includes a dedicated team and production line, product and exterior design, customized molds, and coordination through delivery. The proposed contracting controls are analytical implications. ([sheencolor.com](https://sheencolor.com/SmartFactory/))

24.335. Shya Hsin

Shya Hsin is presented commercially as SHP, with a documented emphasis on cosmetic-packaging development, design, and manufacturing. ■■■ ■■■■■■■■ ■■■■■■■■■ ■■■■■■■■■ ■■■■■■■■ ■■■■■■■ ■■■■■■ ■■■■■ ■■■ ■■■■■■■■■ These capabilities are relevant to an ODM or brand seeking a packaging partner, but empty-container supply is distinct from commissioned cosmetic development and supply.

The supplier's SA8000 site schedule also covers skincare and cleansing-cosmetic manufacture at a separate Kunshan entity. ■■■■ ■■■■■■■■ ■ ■■■■■■■■■■■■■■■■■ ■■■■■■■■■ ■■■■■■■■■■ ■■■■■■■ ■■■■■■■■■■■■ ■■■ ■■■■■■■■■■■■■■■■■■■ ■■■■■■■■■■■■■■ ■■■ ■ ■■■■■■■■ ■■■ ■■■■■■■■■■■■ A packaging-only characterization would therefore be too narrow, while an unrestricted turnkey-cosmetics characterization would exceed the documented service scope.

A buyer with an established cosmetic developer can evaluate SHP for packaging work while retaining a separate development interface. This preserves selective control but requires coordination between the cosmetic and container suppliers. ■■■■■■■■ ■■■■■ ■■■■■■■■ ■■■■■■■■ ■■■■■■■■ ■■■■■■■■ ■■■■■ ■■■ ■■■■■■■■ ■■■■■■■■■■■■■ ■■■■■■■■■ ■■■■■■■■ ■■■■■ ■■■ ■■■■■■■■ ■■■■■■ ■■■■■■ ■■■■■■■■ ■■■ ■■■■■■ ■■■■■■■■■■■■■■■■■■■■ ■■■■■■ ■■■ ■■■■ ■■■■■■■ ■■■■ ■■■■■■■■■ ■■■■■■■■ ■■■■■■■■■■■ ■■ ■■■■■■■■■■■ ■■ ■■■■■ ■■■■■■■■■ ■■■■■■■■■

Sources & Evidence

1. SHP Group | LinkedIn
   · The company-controlled SHP profile identifies Shya Hsin Packaging Co., Ltd. and describes cosmetic-packaging development, design, and manufacturing. ([sg.linkedin.com](https://sg.linkedin.com/company/shya-hsin-packaging))

2. Skin | SHP Catalog
   · SHP's skincare packaging catalog features airless pumps, jars, and droppers, supporting a packaging-partner assessment rather than a formula-development conclusion. ([shpgroup.com](https://www.shpgroup.com/catalog/skin/))
3. SHP | Company & Locations
   · SHP distinguishes regional sales offices from manufacturing locations and identifies manufacturing operations in China and Mexico. The page does not assign skincare manufacture to every location. ([shpgroup.com](https://www.shpgroup.com/company-locations))
4. SGS SA8000:2014 Certificate CN10/31599, Issue 10, and Site Schedule
   · The company-published certification schedule covers skincare and cleansing-cosmetic manufacture at a separate Kunshan entity. Its listed activity scope does not establish formula-development services. ([shpgroup.com](https://www.shpgroup.com/pdfs/sa8000.pdf))

24.336. TCI

TCI offers custom skincare development for facial masks, eye and lip patches, and essences, supported by finished-product formats at its Taiwan Eco Facial Mask Factory. ■■■■ ■■■■■■■ ■■■■■ ■■■■■ ■■■ ■■■■■■■ ■■■ ■■■■ ■■■■■■■■■ ■■■■■■■■■ ■ ■■■■■■■■ ■■■■■■■■■ ■■■■■■ ■■■■■■ ■ ■■■■■■■ ■■■■■■■■■■■■■■■■■■■■■■■■■■■■ ■■■■■■■■■ Supplement capabilities should not be transferred wholesale to cosmetic qualification.

For a mask or essence brand, the relevant choice is a product-specific development-and-supply engagement rather than ingredient procurement or acceptance of a group-wide service promise. ■■■■■ ■■■■■■ ■■■■■■■■ ■■■■■ ■■■■■■■■■■■■ ■■■■■■■■■■■■■■■ ■■■ ■■■■■ ■■■■■■■■■ ■■■■■■ ■■■■■■ ■■■■■■■ ■■■■■■■ ■■■■■■■ ■■■■■■ ■■■■■■■■■■■■■■■ ■■■ ■■■■■■■■■■■■■■■■ ■■■■■■■■■■■■■■■■■ ■■ ■■■ ■■■■■■■■■■ Custom development allows the brief to be tailored but requires more development participation; catalog adoption should be compared only after a suitable skincare offering is identified.

The factory disclosures distinguish Taiwan skincare operations from functional-drink and powder operations in the United States. Brands requiring U.S. cosmetic manufacture need separate product-and-site confirmation before allocating work. ■ ■■■■ ■■■■■ ■■■■■■■■ ■■■■■ ■■■■ ■■■ ■■■■■■■■■ ■■■■ ■ ■■■■ ■■ ■■■■■■■■ ■■■■■ ■■■ ■■ ■■■■■■■■■ ■■■■■■

Sources & Evidence

1. Skincare Products Manufacturer for Private Label | TCI
   · TCI identifies custom skincare development for facial masks, eye and lip patches, and essences. Only its own service descriptions are used, not the page's market estimates or promotional commercial outcomes. ([tci-bio.com](https://www.tci-bio.com/technology/private-label-sheet-masks-and-skin-care-manufacturer/))
2. S Factory | TCI
   · The Taiwan Eco Facial Mask Factory lists masks and bottled and tube skincare. The U.S. factory description lists functional drinks and powder products, supporting separate qualification of U.S. cosmetic execution. ([tci-bio.com](https://www.tci-bio.com/s-factory/))
3. Customized Solution | TCI
   · TCI's customized service includes development, manufacturing, and final delivery and distinguishes custom co-development from adoption of existing offerings. Contract-specific rights and skincare catalog confirmation remain analytical prerequisites. ([tci-bio.com](https://www.tci-bio.com/customized-solution/))

24.337. Fiabila SAS

Fiabila SAS provides a nail-focused development and manufacturing offer covering nail color, nail care, special finishes, and UV/LED gel products. ■■■ ■■■■■■■■ ■■■■■■■■■■■■■■■ ■■ ■■■ ■■■■■■■■■■■ ■■ ■■■■■■■■■■■■■ ■■■■■■■■■■■ ■■■■ ■■■■■■■■■■■ ■■■■■■■■■■■■■■■■■ ■■■■■■■■■■■■■ ■■■■■■ ■■■■ ■■■■■■■■ ■■■■■■■■ ■■ ■■■ ■■■■■■ ■■■■■■■■■■■■■ ■■■■■■■■■■

Fiabila expressly separates in-house bulk supply from full-service finished products, with packaging sourced either by the client or by Fiabila. ■■■■■■ ■■■■■■■■■ ■■■■■■■■■ ■■■■■■■■ ■■■ ■■■■■■■■■ ■■■■■■■■ ■■■ ■■■■■■■■ ■■■■ ■■■■■■■■ ■■■■■■■ ■■■■■■■■ ■■■■■■■■■■■■ ■■■■■■■■■■ ■■■ ■■■■■■■■ ■■■■ ■■■■■■■■ ■■■ ■■■■■■■■■ ■■ ■■■■■■■■ ■■ ■■■■■■■■■■■■ ■■■■■■■■■ ■■■■■■ ■■■■■ ■■■■■■■■■■ Contracts should distinguish physical completion, packaging procurement, documentation access, and ongoing responsibilities.

Its location descriptions distinguish bulk-and-filling operations in France, the United States, Brazil, and India from locations identified for filling in Poland and Japan. ■■■■ ■■■■■■■■■ ■■■■■■■■ ■■■ ■■■■■■■■■■■■■ ■■■■■■■■■■■■ ■■■■■■■■ ■■■■■■ ■■■■■■■■ ■■■ ■ ■■■■■ ■■■■■■■■ ■■■■■■■■■ ■■■■■■ ■■■ ■■ ■■■■■■■■ ■■ ■■■■■■■■■■■■ ■■■ ■■■■■■■■■■ ■■■■■■■■ ■■■■■■ Buyers should confirm the proposed product, execution route, and documentation obligations before reallocating an established nail program.

Sources & Evidence

1. Expertise | Innovation Is Our Mindset - Fiabila
   · Fiabila describes development capabilities for nail polish, nail care, special finishes, and UV gel products. These establish category coverage, not independently demonstrated superior performance. ([fiabila.net](https://www.fiabila.net/expertise/))
2. Solutions | Your Projects, Our Expertise - Fiabila
   · Fiabila distinguishes in-house bulk supply from full-service finished products and depicts client-sourced and Fiabila-sourced packaging options. Supply-route selection is a conditional commercial interpretation. ([fiabila.net](https://www.fiabila.net/solutions/))
3. Presence | A Worldwide Partner - Fiabila
   · The location descriptions identify bulk and filling functions in France, the United States, Brazil, and India, and filling functions in Poland and Japan. Local filling is not evidence of local bulk manufacture. ([fiabila.net](https://www.fiabila.net/presence/))

24.338. Keystone Industries

Keystone Industries' relevant cosmetic offer centers on nail products, including gel and gel-polish systems, acrylic nail systems, air-dry coatings, removers, and nail oils. Its cosmetics business offers custom product development and technical support alongside standard products. ■■■■■■■■ ■■■■ ■■■■■■■■ ■■■■■■ ■■ ■■■■■■■■■■■■ ■■■■ ■■■■■■■■■■ ■■■■■■■■ ■■■ ■■■ ■■■■■■■■ ■■■■■■ ■■■ ■■■■■■■■■■■■ ■■■■■■■■■■ ■■■■■■ ■■■ ■■ ■■■■ ■■ ■■■■■■■■■■■■ ■■■ ■■■■■■■■ ■■■■■■■■■■ ■■■■■■■■■■

■■■ ■■■■■■■■■■ ■■■■■■■■■■ ■■■■■■■■ ■■■■■■■■■■ ■■■■■■■■■■■■■■■■ ■■■■■■■■■■ ■■ ■■■ ■■■■■■■■ ■■■ ■■■■■■■■■■■■ ■■■ ■■■■■■■■■■■ These provide regional engagement routes without establishing identical manufacturing capabilities at each location. A nail brand can

evaluate custom development for a differentiated line, while specifying any exclusivity and information-access rights rather than inferring them from development participation.

For EU-bound cosmetic products, Keystone states that it prepares and maintains product information files accessible to European officials through its Netherlands office. ■■■■ ■■ ■ ■■■■■■■■ ■■■■■■■■■■■■ ■■■■■■■■■■ ■■■ ■■■■■■■■ ■■■■■■ ■■■■ ■■■ ■■■■■■■■■ ■■■ ■■■■■■■■ ■■■ ■■■■■■ ■■ ■■■■■■■■■ ■■■ ■■■■■■■■■■■ ■■■■■■■ ■■■■■■ ■■■■■■■■■■■ ■■■■ ■■■■■■■■ ■■■■■■ ■■■■■■■■ ■■■ ■■■■■■ ■■■■■■■■■■■■■ ■■■■■■■■■■ ■■■■■■■■■■■■ ■■■ ■■■■■■■■■■■■■■■■ ■■■■■ ■■■■■■■■■■■■ Delegating administration can reduce coordination demands while leaving statutory accountability and switching arrangements to be explicitly resolved.

Sources & Evidence

1. Services - Keystone Industries
   · Keystone describes a group containing cosmetic, dental, and medical-device manufacturing and distribution subsidiaries, supporting separation of cosmetics capabilities from adjacent businesses. ([keystoneindustries.com](https://keystoneindustries.com/services/))
2. Product Overview - Keystone Cosmetics and Sciences
   · The cosmetics portfolio includes gel, gel-polish, acrylic nail systems, air-dry coatings, removers, and nail oils, alongside standalone inputs. No leadership or comparative-performance claims are adopted. ([cosmetics.keystoneindustries.com](https://cosmetics.keystoneindustries.com/product-overview/))
3. Contract Manufacturing - Keystone Cosmetics and Sciences
   · Keystone offers development of specialty cosmetic products and technical support. The buyer's proposed exclusivity and information-access protections require contractual confirmation. ([cosmetics.keystoneindustries.com](https://cosmetics.keystoneindustries.com/contract-manufacturing/))
4. Regulatory - Keystone Cosmetics and Sciences
   · Keystone states that it maintains product information files for EU cosmetic products, accessible to European officials through its Netherlands office. The page does not establish an individual buyer's record-access rights. ([cosmetics.keystoneindustries.com](https://cosmetics.keystoneindustries.com/regulatory/))
5. Contact - Keystone Cosmetics and Sciences
   · The company identifies cosmetics customer-service locations in New Jersey, the Netherlands, and Guangzhou. These are commercial interfaces, not proof of interchangeable manufacturing qualification. ([cosmetics.keystoneindustries.com](https://cosmetics.keystoneindustries.com/contact/))

24.339. Weckerle GmbH

■■■■■■■■■■ ■■■■■■■ ■■■■■■■■ ■■■■■ ■■■■■■ ■■ ■■■■■■■■■■■■■ ■■■■ ■■■ ■■■■■■■■■■■■■■■■■■ ■■■■■■■■ ■■■ ■■■ ■■■■■■■■■■ ■■■■■■■■■■ ■■■■■■■■ ■■■■■■■■■ ■■■■ ■■■■■■■■■ ■■■■■■■ The cosmetics portfolio includes solid and liquid lip products, eye and brow products, face makeup, and oral-care products such as toothpaste, mouthwash, and tooth-cleaning tablets. These are relevant finished-product categories; purchasing machinery or empty packaging is a different commercial relationship.

The cosmetics service platform describes research centers in Brazil, China, France, Germany, Switzerland, and the United States, together with in-house standard and custom packaging design and a Swiss packaging competence center. This combination can be evaluated for makeup briefs where product format and package design require coordinated decisions. ■■■ ■■■■■■■■■■ ■■■■■ ■■■■■■■ ■■ ■■■■■ ■■■■■■■■■■ ■■■■■ ■■■■■■■■ ■■ ■■■ ■■■■■■■■■■■ ■■■■■■■ ■■■■ ■■■■■■■ ■■■■■■■■ ■■■■■■■■■ ■■ ■■■ ■■■■■■■

Weckerle describes common equipment platforms across manufacturing sites as supporting internal production transfer. ■■■■ ■■■ ■■■■■■ ■ ■■■■■■■■■■ ■■■■■■■■ ■■■ ■■■■ ■■■ ■■■■■■■■ ■■■■■■■■■ ■■■■■■■■■■■■ ■■■ ■■■■■■■■■■■■ ■■■■■■■■■■ ■■■■■■ ■■■■■■ ■■■■ ■■■ ■■■■■■■■■ ■■■■■■■■■■■■ ■■■■■■■■■ ■■■■■■■■ ■■■■■■■■ ■■■■■■■■■ ■■■■■■■ ■■■ ■■■■■■■■■ ■■■■■■■■■■■ ■■ ■■■ ■■■■■■■■■■ Integrated sourcing can simplify interfaces; separately retained packaging and manufacturing partners offer more selective control but require additional coordination.

Sources & Evidence

1. Weckerle - Division
   · Weckerle distinguishes its filling-machine business from its turnkey color-cosmetics business, supporting separate treatment of machinery purchases and commissioned cosmetic supply. ([weckerle.com](https://www.weckerle.com/division/))
2. Weckerle - Imprint
   · The corporate legal notice identifies Weckerle GmbH in Weilheim, supporting distinction from the separately identified cosmetics operating entity. ([weckerle.com](https://www.weckerle.com/imprint/))
3. Weckerle - Produkte
   · Weckerle Cosmetics lists solid and liquid lip products, eye and brow products, face makeup, toothpaste, mouthwash, and tooth-cleaning tablets. ([weckerle-cosmetics.de](https://www.weckerle-cosmetics.de/produkte/?lang=de))
4. Weckerle - Service
   · The cosmetics service page describes distributed research centers, in-house standard and custom packaging design, and a Swiss packaging competence center. It also claims common machinery supports production across sites; engagement-specific transfer suitability remains unverified. ([weckerle-cosmetics.de](https://www.weckerle-cosmetics.de/service/?lang=de))
5. Weckerle - Impressum
   · The cosmetics legal notice identifies Weckerle Cosmetics GmbH in Eislingen as the responsible operating entity, supporting explicit counterparty identification. ([weckerle-cosmetics.de](https://www.weckerle-cosmetics.de/impressum/?lang=de))

24.340. Taiki Europe

Taiki Europe offers a France-based coordination route for cosmetic-bearing masks and patches. ■■■■■ ■■■■■■■■■ ■■■■■■ ■■■■■■■■■ ■■■■■■ ■■ ■■■ ■■■■■■■ ■■■ ■■■ ■■■■■■■ ■■■ ■■■■■■■■■ ■■■ ■■■ ■■■■■■ ■■■■■ ■■■■ ■■■■■■■■■■■ ■■■■■■■■ ■■■■■■■■■■ ■■■ ■■■■■■■■■ ■■■■■■■■■■ ■■■ ■■■■■■■■■■ ■■■■■■■■■■■■■ ■■■■■■■■ ■■■■ ■■ ■■■■■■■ ■■ ■■■■■■■■■■■■■■ ■■■ ■■■■■■■■■■■■■■■ ■■■■■■■■■ ■■■■ ■■■■■■■ ■■■■■■■ ■■■ ■■■■■■■■■■■■ ■■■■ ■■ ■■■■■ ■■■■■■■■ The relevant capability is therefore development and supply of a formula-bearing skincare product, not simply procurement of beauty accessories.

For a skincare commissioner, the choice is between adopting the available concept and commissioning customization. Taiki's manufacturing map distinguishes group factories from partner factories, but does not identify the Korean mask's executing site. ■■■■■■ ■■■■■■■■■■■■ ■■■■■■ ■■■■■■ ■■■■■■■■■■ ■■■ ■■■■■■■■■■■■■ ■■■■■■■■■■■■■■■■ ■■■■■■■■■■■■■■■ ■■■■■■■■■■■ ■■■■■■■■■■■■■■ ■■■■■■■■■■■ ■■■■■■■ ■■■ ■■■■■■■■■■■■■■ ■■■■■■■■■■■■■■■ ■■■ ■■■■■■■■ ■■■■■■■■■■ ■■■ ■■■■■■■■■■■ ■■■■■■■ ■■■■■■■■■■■■■ ■■■■■■ ■■■■■■■■ ■■■■■■■■■■ ■■■■■■■■ ■ ■■■■■■■■■■ ■■■■■ ■■ ■■■■■■■■■ ■■■■■■■■■■ ■■■■ ■■■ ■■■■■ ■■■

[redacted]

Sources & Evidence

1. Color-changing Hydrogel Mask - Taiki
   - Taiki Europe offers a Korean-made color-changing hydrogel mask in ready-to-market and brand-customized OEM/ODM versions, with branded sachets and alternative mask or patch formats.
   - The offering supports comparison of catalog adoption with customization; it does not establish a particular customer's destination acceptance.
2. Taiki Cosmetics Europe
   - Taiki Cosmetics Europe identifies itself as a France-based group hub for Europe, the Americas, and the Middle East, with development, quality, regulatory, and logistics functions.
   - Its brief-to-delivery coordination role supports the conditional comparison with buyer-managed direct factory engagement.
3. Global reach - Taiki Group factories and sales offices
   - Taiki's manufacturing map separately lists group factories and partner factories.
   - The map does not identify the executing site for the Korean-made mask, supporting offering-specific manufacturer verification rather than an assumption about ownership or European manufacture.

24.341. XJ Beauty

XJ Beauty combines concept and brand-positioning input with formulation development, packaging design, component engineering, sourcing, and turnkey manufacturing. [redacted] Its service presentation identifies manufacturing locations in the United States, South Korea, and China, but does not allocate each proposed product to a named executing plant.

The distinctive commercial contribution is involvement before the buyer has finalized a manufacturing brief. [redacted] An established brand with its own development coordination may prefer a more narrowly defined engagement, retaining greater control while managing the additional interfaces itself.

Sources & Evidence

1. What We Do - Full Turkey Solutions - XJ BEAUTY
   - XJ Beauty lists concept development, branding, formulation development, packaging design, component engineering, sourcing, and turnkey manufacturing.
   - Its service presentation identifies manufacturing locations in the United States, South Korea, and China without assigning individual proposed products to named plants.

2. About - XJ BEAUTY
   - XJ Beauty describes research resources in the United States and Asia and offerings in makeup, skincare, and bath and body.
   - The company offers positioning input and creative suggestions before the buyer's product brief is finalized; the source does not independently demonstrate consumer or channel outcomes.

24.342. Bayport Laboratories

[illegible] Its offering includes a formulation library, custom development, and an in-house regulatory specialist. This presents a geographically identified U.S. development-and-supply option, although the company descriptions do not independently establish facility ownership or delivery performance.

Bayport's published service terms retain important responsibilities with the client: destination-market compliance, claims, and regulatory submissions remain client obligations, while Bayport offers manufacturing documentation. Custom formulations require separate development agreements, and the terms distinguish Bayport's proprietary formulation rights from recognized client intellectual property. [illegible]

Sources & Evidence

1. Contact Bayport Laboratories for Cosmetic Manufacturing Help
   - Bayport offers formulation, manufacturing, and packaging support for color cosmetics, skincare, and hair care.
   - Its client-facing capability description includes an in-house regulatory specialist.
2. About Us From Humble Beginnings to Global Beauty
   - Bayport identifies Houston as its manufacturing and research headquarters and Aventura, Florida, as an innovation center.
   - The company describes a formulation library and custom development; these are company-reported capabilities rather than independently established delivery outcomes.
3. Bayport Laboratories Terms and Conditions Details
   - Bayport's published terms assign target-market compliance, claims, and regulatory submissions to clients while describing provision of manufacturing documentation.
   - Custom formulations require separate development agreements, and the terms distinguish Bayport proprietary rights from recognized client intellectual property.
   - The recommendation to settle development rights and documentation access is a commercial implication of those stated terms.

24.343. Nele Kosmetik GmbH

[redacted] The company states that production takes place entirely in Germany. Vegan or natural-standard development is available on request; this should be assessed against the commissioned product rather than treated as blanket certification of its portfolio.

The supplied product bundle and the delivery obligation require separate agreement. Nele's published sales terms specify ex-works delivery and normally transfer shipment risk when goods are handed to the carrier, subject to applicable acceptance arrangements and individual agreements. [redacted]

Sources & Evidence

1. Nele Kosmetik GmbH - Aus Liebe zur Kosmetik
   - Nele describes color-cosmetics development, adaptation of existing formulations, bulk supply, packaging sourcing, assembly, and ready-labeled products.
   - These services support separating the product-completion bundle from the logistics obligation.
2. FAQ - NELE Kosmetik GmbH
   - Nele's FAQ identifies eye, lip, and complexion offerings, custom development, and existing-formulation optimization.
   - The company states that production takes place entirely in Germany and that vegan or natural-standard development can be requested.
3. General Terms and Conditions - Nele Kosmetik GmbH
   - Nele's published sales terms specify ex-works delivery and normally transfer shipment risk upon handover to the carrier; agreed acceptance can determine risk transfer.
   - The terms allocate requested shipment and transport insurance costs to the buyer and give individual agreements precedence.
   - Confirming delivery scope separately from full-service product completion is a commercial implication of these terms.

24.344. ICONS Beauty Group

ICONS Beauty Group's finished-cosmetics capability is identifiable through ICONS|Rauxel near Sydney, Australia. Rauxel offers in-house development, existing-formulation optimization, technical transfers, and turnkey projects that include packaging development. [redacted]

[illegible] Separately procured packaging preserves selective buyer control but requires more coordination. The group portfolio is a source of complementary capabilities, not proof of interchangeable plants or an automatically unified finished-supply contract.

Sources & Evidence

1. Group - ICONS Beauty Group
   - ICONS identifies Rauxel near Sydney as a finished-product development and manufacturing operation, while ICONS|ICS and ICONS America provide packaging capabilities.
   - The portfolio description supports entity-specific capability attribution, not interchangeable finished-cosmetics manufacturing across group locations.
2. What We Do - Icons|Rauxel
   - Rauxel describes in-house development, existing-formulation optimization, technical transfers, and turnkey projects including primary and secondary packaging development.
   - It states that its manufactured products are Australian made and describes an emphasis on sustainable ingredients.
   - Contractual coordination of cosmetic and packaging obligations is a conditional implication, not an established group-wide contract arrangement.
3. What We Create 2024 - Icons|Rauxel
   - Rauxel lists hair, skin, body, lip, and self-tanning products, as well as selected hair-coloring offerings.
   - The company emphasizes Australian botanicals and custom Australian-made development; this positioning does not independently demonstrate superior performance or blanket product certification.

24.345. Wormser Group

[illegible] Group offices in New Jersey, the United Kingdom, and China provide commercial interfaces, while its UK operation describes logistics and warehousing support from Manchester. These capabilities distinguish its coordinated offering from a single-plant manufacturing proposition.

A brand with a demonstrated gap in product-development coordination or fulfillment management can evaluate Wormser's service bundle against direct engagement with an executing manufacturer. [illegible] Wormser's stated partner-vetting process does not replace product-specific

customer approval, and warehouse capability should not imply that ongoing fulfillment is included in every development agreement.

Sources & Evidence

1. WHAT IS TURNKEY - WORMSER GROUP
   - Wormser offers formula and shade development, packaging engineering, creative design, regulatory support, and project management.
   - Its turnkey description explicitly uses multiple manufacturing partners and states that it is not aligned with a single manufacturer.
   - Manufacturer visibility and approval of execution changes are conditional buyer controls arising from this managed execution model.
2. Our Services - Cosmetics | Wormser UK | England
   - Wormser UK describes global manufacturing and sourcing partners, project management, product development, design, and third-party inspection coordination.
   - Its logistics and warehousing services are described as managed from Manchester; inclusion in a particular development contract remains to be agreed.
3. LOCATIONS - WORMSER GROUP
   - Wormser Group lists offices in New Jersey, the United Kingdom, and China and links the UK office to Wormser UK.
   - Office presence establishes a commercial interface rather than qualification of a particular executing manufacturing site.

24.346. WWP Beauty

[redacted] A May xx.xx 2021 company presentation described integrated formulation, packaging, and turnkey services; the March xx.xx 2022 Playground collection illustrated skincare creams, serums, and cosmetic sticks. These establish a history of formula-plus-package concepts, not confirmation that every described collection remains available or that a packaging facility is also the executing cosmetics manufacturer.

A brand considering WWP for finished cosmetic supply should obtain a current offer naming the development provider, executing cosmetic and filling sites, supplied completion state, formula and technology rights, documentation responsibilities, and continuing service owner. [redacted] Until the proposed cosmetic scope and executing sites are verified, WWP should not be treated as interchangeable with an offering qualified at a named cosmetic-manufacturing site.

Sources & Evidence

1. WWP Beauty establishes itself as a global full service partner
   - A company presentation dated May xx.xx 2021 describes WWP's formulation, packaging, and turnkey service offering.
   - This establishes a dated service proposition, not present availability or identification of the executing finished-cosmetics manufacturer.

2. New in Turnkey: Playground
   - WWP's March xx.xx 2022 Playground turnkey collection presents skincare creams, a serum, and cosmetic stick concepts.
   - The dated collection illustrates formula-plus-package development but does not confirm continuing availability or manufacturing-site ownership.
3. About WWP Beauty
   - WWP's company portal lists formulations and contract filling alongside primary packaging.
   - These listed activities support distinguishing the cosmetic-service discussion from packaging procurement, but do not establish engagement-level finished-supply responsibilities.

24.347. VERAL S.A.

VERAL S.A. combines third-party cosmetic development and packaged supply with company-reported owned production facilities in Athens and a commercial operation in Paris. ■■■ ■■■■■■■■■ ■■■■■ ■■■■■ ■■■■■ ■■■■■ ■■■ ■■■ ■■■■■ ■■■ ■■■■■■■■ ■■■■ ■■■■■■ ■■■■■■ ■■■■■■■■■■■■ ■■■■■■■■■■■■■■■ ■■■■■■■■ ■■■■■■■■■■ ■■■■■■■■ ■■■ ■■■■■■■ ■■■■■■■■■■ ■■■■■ ■■■■■■■ ■■■ ■■■■■■■■■■ ■■■■■■■■ ■■■■■ ■■■■■ ■■■■■■■■ ■■■■■■ ■■■■■■■■ ■■■■■■■■ ■■■■■■■■ ■■■■■■■■■ ■■■ ■■■ ■■■■■■■■■■ This connects cosmetic development with several commercial delivery formats.

Sachet and pouch options make VERAL relevant when a brand needs promotional or refill formats alongside conventional packs, provided each variant is included in the acceptance and documentation scope. Consolidated development, filling, and pack-out can reduce external handoffs; direct component procurement retains selective packaging control but leaves more integration work with the buyer. ■■■■■ ■■■■■■■ ■■■ ■■■■■ ■■■ ■■■■■■ ■■■■■■■■■■■■■■■■■■■■■■■ ■■■■■■■■■■■■ ■■■■■■ ■■■■■■ ■■■■■■ ■■■ ■■■■■■■■ ■■■■■■■■■■ ■■■ ■■■■■■■■■■■■■■■■ ■■■■■■■■■■■■■ ■■■■■■ ■■■■ ■■■■■■ ■ ■■■■■■■■■■■■■■ ■■■■■ ■■■■■■ ■■■■■ ■■■■■■■■■■ ■ ■■■■■■■■■■■■■■■■ ■■■■■■■■■■ ■■■■■■ ■■■■ ■■■ ■■ ■■■■■■■■ ■■ ■■■■■■■■ ■■■■■■■■■■■■ ■■ ■■■■■■■■ ■■■■■■■■■■■■■ ■■■■■■■■ ■■■■■■ ■■■■■ ■■■■■■■■■■■■■■ ■■■ ■■■■■■■■■ ■■■■■■■■■■■■■■

Sources & Evidence

1. About VERAL
   - VERAL describes third-party cosmetic development and contract manufacturing, company-owned production facilities in Athens, and a commercial operation in Paris.
   - These are company-reported operational facts rather than independent evidence of delivery performance.
2. VERAL - R&D Center
   - VERAL's research team describes custom cosmetic development and support for regulatory affairs, product dossiers, and quality assurance.
   - Combining this contribution with filling services supports a development-and-supply assessment rather than treating contract filling alone as equivalent.
3. VERAL - Filling Services
   - VERAL lists filling and completion services for jars, bottles, tubes, sachets, and stand-up pouches, together with labeling, kit assembly, and pack-outs.
   - Sachet and pouch capabilities support consideration of promotional and refill formats, conditional on agreed variant-specific documentation and acceptance.

4. VERAL - Our Products
   - VERAL's cosmetic portfolio includes skin, hair, body, and sun-care offerings.
   - The portfolio establishes candidate product categories, not automatic acceptance of every offering in every destination.
5. VERAL - How We Work
   - VERAL reports ISO xx.xx credentials for cosmetic production, quality control, and packaging, and COSMOS qualification as a contract manufacturer.
   - The profile recommends verification of relevant credential and product-specific scope rather than assuming portfolio-wide product certification.

24.348. Gavrilis Group

[redacted] The company also describes support for international engagements. This makes it a candidate for brand and distributor commissioners seeking coordinated development and packaged supply rather than manufacturing alone.

The commercial benefit is coordination across product, package, and documentation decisions; the trade-off is greater dependence on the provider's agreed deliverables. [redacted] An integrated engagement is most useful when it fills an actual development or coordination gap; commissioners with established packaging and regulatory teams can retain those activities instead.

Sources & Evidence

1. Cosmetics Legislation - European Commission
   - EU cosmetic placement requires a designated EU responsible person and centralized product notification. Separating notification assistance from responsibility allocation is the profile's commercial interpretation. ([single-market-economy.ec.europa.eu](https://single-market-economy.ec.europa.eu/sectors/cosmetics/legislation_en))
2. □π□□□□□□□ - GAVRILIS GROUP
   - Gavrilis describes custom cosmetic development, liquid and emulsion-based product manufacture, packaging and label design, product information file preparation, CPNP assistance, and support for domestic and international engagements. ([gavrilisgroup.eu](https://gavrilisgroup.eu/private-label/ypiresies/))

24.349. Glow Era

[redacted] The company reports a laboratory licensed by the Hellenic National Organization for Medicines and operation under

GMP requirements. Its private-label materials identify skincare, body care, hair care, and spa lines, while partner support extends to product-use training and marketing services.

This combination is particularly relevant to professional beauty businesses seeking an own-brand line together with launch support. ■■■■■■■■■■■ ■■■■■■■■ ■■■ ■■■■■■■ ■ ■■■■■■■■■ ■■■■■ ■■■■ ■■■■ ■■■■■■■■■ ■■ ■■■■■■■■■ ■■ ■■■■ ■■■■■■ ■■■■ ■■■■■■■■ ■■■■■■■■■ ■■■■■■■■■ ■■■■■■■■■■■■■ ■■■■■■■ ■■■■■■■■ ■■■■■■■■■ ■■■■■■■■■ ■■■ ■■■■■■■■ ■■■ ■■■■■■■ ■■■■■■■ ■■■■■ ■■■■■■■■■■■ ■■■■■■■ ■■■ ■■■■■■■ ■■ ■■■■■■■ ■■■■■■■■ ■■■ ■■■■■■■ ■■■■■■■■ ■■■■■■■■■ ■■■■■■■■ ■■ ■■■ ■■■■■■■■■ ■■■■■■■■■■■■ ■■■■■■■■■■ ■■ ■■■■■■■■ ■■■■■■■■■■■■ Before authorizing a launch, buyers should confirm facility authorization, product-specific claims support, and the distinction between product-delivery obligations and promotional deliverables.

Sources & Evidence

1. Private Label | Glow Era
   · Glow Era describes Greek private-label development, customer-formula adaptation, labeling, packaging, documentation assistance, training, and marketing support. It reports a Thessaloniki-area laboratory licensed by the Hellenic National Organization for Medicines and GMP operation; these are company disclosures. ([glowera.eu](https://glowera.eu/en/private-label/))
2. Cosmetics through Private Label Services | Glow Era
   · Glow Era identifies skincare, body care, hair care, and spa lines within its private-label offering and describes formulation, packaging, label design, and launch promotion. Separating promotion deliverables from commercial acceptance is an analytical implication. ([glowera.eu](https://glowera.eu/en/blog-private-label-en/?utm_source=openai))

24.350. Papoutsanis S.A.

Papoutsanis S.A. provides third-party and private-label manufacture of bar soaps, liquid cosmetics, and solid cosmetics from its Greek manufacturing base. Its contract-manufacturing offering includes in-house development and customer co-creation, supported by integrated bottle and closure production. ■■■ ■■■■ ■■■■■■ ■■■■■■ ■■■■■■■■■■ ■■■ ■■■■■■■ ■■■■■■■ ■■■ ■■■■■■■■ ■■■■ ■■■■■■■■■■■ ■■■■ ■■■■■■■■ ■■■■ ■■■■■ ■■■■■■ ■■■ ■■■■■■■■■■ ■■■■■■■■■■ ■■■■■■■■■ ■■■■■ ■■■■■■■■ ■■■ ■■■■■■■■■■■■■ ■■■■■ ■■■■■■■■■■ ■■■■■■■■■ ■ ■■■■■■■■■■■ ■■■■■■■■■■■ ■■■■■■ ■■■■■■■■■ ■■ ■■ ■■■■■■■■■ ■■■■■■■■ ■■■■■■■■■■■■■■

Retailer and brand commissioners can evaluate Papoutsanis for coordinated cleansing and conditioning portfolios spanning liquid and solid formats. Integrated packaging manufacture can simplify an engagement when the selected package fits the plant's capabilities, but it does not establish suitability for every proprietary package. ■■■■■■■■■■■■■ ■■■■■■ ■■■■■■■■■ ■■■■■■■■ ■■■ ■■■■■■■■ ■■■■■■■■■ ■■■■■■■■■■■■■■ ■■■■■■■■■ ■■■■■■ ■■■ ■■■■■■■■■■■■■■■ ■■■■■■■■■■■■■■■■ ■■■■■■■■■■■ ■■■■■■■■ ■■■ ■■■■■■■■■ ■■■■■■■■■ ■■■■■■ ■■■ ■■■■■■■■ ■■■■ ■■■■■■■■■■■■ ■■■■■■■■ ■■■■■■■■■■■ ■■■ ■■■■■■ ■■■ ■■■■■■■■■■ ■■■ ■■■■■■■■■■■■■■■■ ■■■■■■■■■■ ■■■■■■■■■ ■ ■■■■■■■ ■■■■■■■■■ ■■■■■■■ ■■■■■■■■■■■ ■■ ■■■ ■■■■■■ ■■■■■■■■■■■ ■■■ ■■■■■■■■ ■■■■■■■■■■

Sources & Evidence

1. Contract Manufacturing | Papoutsanis
   · Papoutsanis describes third-party manufacture for local and international customers, in-house development and co-creation, integrated bottle and closure production, and bar-soap, liquid-cosmetic, and solid-cosmetic offerings. ([papoutsanis.gr](https://www.papoutsanis.gr/en/private-label-and-third-party-products/))
2. Papoutsanis S.A. - Annual Financial Report for the Fiscal Year 2025
   · The 2025 annual report identifies the Ritsona factory, distinguishes owned-brand, hotel, contract-manufacturing, and specialty soap-base activities, and states that development outputs serve third-party customers as well as owned brands, including solid shampoos and conditioners. ([papoutsanis.gr](https://www.papoutsanis.gr/Uploads/Documents/xx.xx/2025%20Financial%20Statements.pdf))

24.351. The Powder Company

The Powder Company is a Swiss dry-cosmetics specialist with development and manufacturing in Einsiedeln. Its disclosed portfolio includes dry shampoo, volumizing and cleansing powders, bath additives, body powders, and deodorant powder sticks. ■■■ ■■■■■■■ ■■■■■■■■ ■■■■■■■ ■■■■ ■■■■■■■■ ■■■ ■■■■■■■■■■ ■■ ■■■■■■■■■ ■■■■■■■ ■■■■■■■■■■■ ■■■■■■■■■■■ ■■■■■■■■■■■■■ ■■■ ■■■■■■■■■ ■■■ ■■■■■■■ ■■■■■■■■■ ■■ ■■■■■■■■■ ■■■■■■■■■■■ ■■■■■■■■■■ ■■■■■■■ ■■■■ ■■■■■■■■■■■■ ■■■■■■■■■ ■■■ ■■■■■■■■■■■ ■■■■■■■■■ ■■■■■■■ ■■■■■■■■■■ ■■■■■■■■■ ■■■■■■■■■ ■■■■■■■■■

Brands commissioning a powder-led hair, bath, or body range can evaluate a coordinated product-and-package engagement rather than treat the company as an ingredient supplier. Its disclosed completion options include cans, sachets, and retail display presentation, with optional intermediate storage and customer-specific dispatch arrangements. ■■■■■ ■■■■■■■■■ ■■■ ■■■■■■■ ■ ■■■■■■■■■■■■■ ■■■■■■■■■ ■■■ ■■■■■■■■■■■ ■■■■■ ■■■ ■■■■■■■■■ ■■■■■■■■■■■ ■■■ ■■■■■■■■■ ■■■■■■■■■■■■■ ■■■■■ ■■■■■■■■ ■■■■■■■■ ■■■■■■■■■■■■■■■ ■■■■■■■■■■■ ■■■■■■ ■■■■■■ ■■■■■■■■ ■■■■■■■■ ■■■■■■■■■■■■ ■■■■■■ ■■ ■■■■■■■■■■■■ ■■■■■■■■ ■■■■■■■■■■■■■■■■ ■■■■■■■■■■ ■■■ ■■■ ■■■■■■■■■■ ■■■■■■■■■■■ ■■■■■■ ■■■■■■■■■■■ ■■■■■■■■■■■■■■ ■■■■■■ ■■■ ■■ ■■■■■■■■ ■■ ■■■■■■■■■■ ■■■■■■■■■■■ ■■■■■■■■■■■ ■■■■■■■ ■ ■■■■■■■■■■ ■■■■■■■■■■

Sources & Evidence

1. Hair - The Powder Company
   · The Powder Company's hair portfolio identifies volumizing powder, dry shampoo, and cleansing powder within development and manufacture for an international customer portfolio. ([thepowdercompany.com](https://thepowdercompany.com/produkte/hair/))
2. Body - The Powder Company
   · The Powder Company's body portfolio includes bath additives, body powders, and deodorant powder sticks, supporting the profile's dry-format category examples. ([thepowdercompany.com](https://thepowdercompany.com/produkte/body/))
3. Service - The Powder Company
   · The Powder Company describes internal development with suppliers and external specialists, packaging partners, manufacture in Einsiedeln, retail-ready cans and sachets, display presentation, delivery, and optional intermediate storage. Responsibility-allocation recommendations are analytical implications. ([thepowdercompany.com](https://thepowdercompany.com/service/))

24.352. CosFab cosmetic fabrication GmbH

[redacted] Its company materials emphasize customer-specific colors and products, development expertise, and support from concept through launch. Pfeiffer Consulting's Cosmetic-GMP verification directory also identifies bulk production, filling, private-label/subcontracting, and research and development as its business areas.

For nail-brand commissioners, the relevant choice is a specialist gel-development relationship rather than an assumed universal cosmetics platform. [redacted] Product-specific qualification and agreed development rights should precede commitment to a customized range.

Sources & Evidence

1. Private Label - Lohnherstellung von UV und LED Gelen und Gellacken
   · CosFab describes decorative gel development and manufacture in Austria, international brand customers, customer-specific colors and products, and support from concept through launch. The source title identifies private-label UV/LED gels and gel polishes. ([thecosfab.com](https://thecosfab.com/private-label-hersteller/unternehmen/))
2. ISO 22716:2007 verifizierte Unternehmen - Pfeiffer Consulting
   · The directory lists CosFab with Cosmetic-GMP verification, bulk production, filling, private-label/subcontracting, and research and development. ([pfeiffer-consulting.com](https://www.pfeiffer-consulting.com/de/kgmp-verifizierte-unternehmen.html))

24.353. Cosmetic Labs, LP

[redacted] Its manufacturing offering covers liquid and semisolid cosmetics, filling into multiple primary-package types, and finished-product assembly. It also describes internal quality functions, regulatory support, and external assessment and creative partners.

The integrated offering is relevant to brands seeking custom development and packaged delivery through one commercial interface, although some supporting activities involve external partners. Buyers should establish which parties provide assessments, artwork, and packaging services, and secure the necessary records. [redacted]

■■ ■■■■■■■ ■■■■■■■■■■■ ■■■■■■ ■■■■ ■■■■■■■ ■■■■■■■■■ ■■■■ ■■■■■■■■■■■■ ■■■■■■■ ■■■ ■■■■■■■■ ■■■■■■ ■■■■■■ ■■■■ ■■■■■ ■ ■■■■■■■■■■■ ■■■■■■■ ■■ ■■■ ■■■■■■■■ ■■■■■■ ■■■■■■■■■■

Sources & Evidence

1. ISO 22716:2007 verifizierte Unternehmen - Pfeiffer Consulting
   · The directory links Cosmetic Labs, LP in Irving, Texas, to Cosmetic Laboratories' official website. ([pfeiffer-consulting.com](https://www.pfeiffer-consulting.com/de/kgmp-verifizierte-unternehmen.html))
2. Custom Skincare Formulation | Cosmetic Laboratories | Product Development
   · Cosmetic Laboratories offers custom skincare, hair care, and body-care development, describes formulas as customer-exclusive, and identifies regulatory support, external assessment partners, creative partners, and packaging services. Contractual rights recommendations distinguish these disclosed promises from an engagement's actual agreement. ([cosmeticlaboratories.com](https://cosmeticlaboratories.com/services/product-development/))
3. Cosmetic Contract Manufacturer Texas | Cosmetic Laboratories | Manufacturing
   · Cosmetic Laboratories describes liquid and semisolid manufacture, multiple primary-package filling options, finished-product assembly, internal quality functions, and an Irving facility supporting domestic and international logistics. It advertises replacement for quality or stability problems in filled products for one year from manufacture. ([cosmeticlaboratories.com](https://cosmeticlaboratories.com/services/production-manufacturing/))

24.354. Cosmetic Service GmbH

Cosmetic Service GmbH offers German cosmetic development, manufacturing, and filling, with either selected services or a broader concept-to-delivery engagement. Its full-service offering includes custom development or selection of established formulations, procurement, packaging, and regulatory assistance. ■■■■ ■■■■■■■ ■■■■■■■■■■■■ ■■■■ ■■■ ■■■■■■■■■■■■■■■ ■■■■■■ ■■■■■ ■■■■■ ■■■ ■■■■■ ■■■■■■■■ ■■ ■■■■■■■■■■■ ■■■■■■■■■■■■■ ■■■ ■■■■■■■ ■■■■ ■■■■■■■■ ■■■■■■■■■■■■■■■■■

A GraVo announcement dated June xx.xx 2026 distinguishes Cosmetic Service's industrial cosmetics and perfume production from separate group project-management and flexible-launch capabilities, including resources in Slovenia. The announcement also describes an expansion into wet wipes and specialized packaging; it should not be read as confirmation that all announced capabilities are available at Cosmetic Service's own site. ■■■■■■ ■■■■■■■■■■■ ■ ■■■■■■■■■■■ ■■■■■■ ■■■■■■■■ ■■ ■■■■■■■■■■ ■■■■■■ ■■■■■■ ■■■■■■ ■■■■■■■■■ ■■■■■■ ■■■■■■■ ■■■■■■■■■■■ ■■■ ■■■ ■■■■■■■■ ■■■■■■■ ■■■■■ ■■■■■ ■■■■■■■■■■■■ ■■■ ■■■■■■ ■■■ ■■■■■■■ ■■■■■■■■■■ ■■■■■■■ ■■■ ■■ ■■■■■■■■■■ ■■■■ ■■■ ■■■■■■■■■■■■■ ■■■■■■■■■■ ■■■■ ■■■■■■■ ■■■■■■■■■■■ ■■■■■■■■■■ ■■■ ■■■■■ ■■■■ ■■■ ■■■■■ ■■■■■■■ ■■■ ■■■ ■■■■■■■■■■ ■■■■■■■■■■■■■

Sources & Evidence

1. Contract Manufacturing - Cosmetic Services
   · Cosmetic Service distinguishes partial-service execution from full-service engagements that include custom or established formulations, procurement, packaging, and regulatory assistance. It addresses brand, retailer, and international distributor customers. ([cosmetic-service.com](https://cosmetic-service.com/en/lohnherstellung/))

2. Pressemitteilung - Cosmetic Service
   · The announcement dated June xx.xx 2026 distinguishes Cosmetic Service's industrial cosmetics and perfume production from group project management and flexible-launch resources in Slovenia. It announces wet-wipe and specialized-packaging expansion; the profile does not assert confirmed transaction completion or same-site availability. ([cosmetic-service.com](https://cosmetic-service.com/aktuelles/pressemitteilung/))

24.355. Custom Research Labs, Inc.

[redacted] This supports a supplier-qualification inquiry, but does not establish the product portfolio, completion state, or manufacturing allocation for a particular engagement.

[redacted] Ordinary cosmetic briefs likewise require offering-specific qualification, without automatically excluding all activity because the historical action concerned drugs. Present offerings, execution responsibilities, and remediation remain unverified, so a positive sourcing conclusion is premature.

Sources & Evidence

1. ISO 22716:2007 verifizierte Unternehmen - Pfeiffer Consulting
   · The directory lists Custom Research Labs, Inc. in Gardena with Cosmetic-GMP verification, private-label/subcontracting, and research and development. ([pfeiffer-consulting.com](https://www.pfeiffer-consulting.com/de/kgmp-verifizierte-unternehmen.html))
2. Custom Research Labs Inc. - 616184 - 07/08/2022 | FDA
   · FDA's July xx.xx 2022 warning letter addresses significant pharmaceutical CGMP violations and drug-marketing violations at Custom Research Labs. This supports historical, drug-pathway qualification concerns, not a finding of present noncompliance or completed remediation. ([fda.gov](https://www.fda.gov/inspections-compliance-enforcement-and-criminal-investigations/warning-letters/custom-research-labs-inc-xx.xx-xx.xx))

24.356. Polystone GmbH

Polystone's clearest cosmetics ODM proposition is coordinated nail-range development. [redacted] These are disclosed capabilities, not independently established evidence of superior product performance.

Professional nail brands can evaluate Polystone for a coherent range rather than an isolated filling assignment, particularly when new colors or products must fit an existing brand system. Before commissioning, the buyer should confirm the intended usage setting, executing site, accepted product scope, and documentation obligations. ■■■■ ■■■■■■■■■■ ■■■■■■■■■ ■■■ ■■■■■■■■ ■■■■■■■■■■■■ ■■■■■■■■■■■■ ■■■ ■ ■■■■■■■■■■■■ ■■■■■■■ ■■■■■ ■■■■■ ■■■■■ ■■■■■■■■ ■■■■■■■■■■ ■■■■■■■■ ■■■ ■■■■■ ■■■■■■■■■■■ ■■■■■■■■■■■ ■■■■■■■■■■■■■■■■ ■■■■■■■■■ ■■■■■■■ ■■■ ■■ ■■■■■■■ ■■ ■■■■■ ■■ ■■■■■■■■■■ ■■■■■■■ ■■■■ ■■ ■■■ ■■■■■■■ ■■■■■■■■■■■ ■■■ ■■■■■■■■■■■■■ ■■■■■■■■ ■■■■■ ■■■■ ■■■ ■■■■■■■■■ ■■■■■ ■■■■■■■■■■ ■■ ■■■■■■■■■■■ ■■■■■■■■

Sources & Evidence

1. ISO 22716:2007 verifizierte Unternehmen - Pfeiffer Consulting
   - Lists Polystone GmbH in Blieskastel with bulk production, filling, private-label/subcontracting, and R&D business areas.
2. About Us - POLYSTONE
   - Polystone describes UV nail and permanent-makeup portfolios, manufacturing at its German and French sites, separate professional and home-use nail ranges, and worldwide shipping.
   - The distinction between disclosed nail capability and unverified broader topical makeup or local support is an analytical implication.
3. Private Label for Nail Brands - POLYSTONE
   - Polystone offers bespoke nail ranges accommodating brand profiles and existing formulations, with development, production, filling, and regulatory support.
   - Evaluating a coordinated nail program rather than an isolated filling assignment is a conditional commercial interpretation.

24.357. Rubella Beauty AG

■■■■■■■ ■■■■■■■■ ■ ■■■■■ ■■■■■■■■■■■■ ■■■■■■■■■ ■■■■ ■■■■■■■■■■ ■■■■■■■■■■■ ■■■ ■■■■■■■■■■■■ ■■■■■■■■■■ ■■■ ■■■ ■■■■■■■■■ ■■■■■ ■■■■■ ■■■■■ ■■■ ■■■■ ■■■■■ ■■■■■ ■■■■■■■■■■ ■■■ ■■■■ ■■■■■ Pfeiffer Consulting's verification listing identifies R&D, filling, and private-label/subcontracting activities, while Rubella describes exports of both its own brands and private-label products. This makes the company relevant to commissioners assembling mixed-category ranges, although portfolio breadth does not establish acceptance of every formulation, format, or destination brief.

The operating interface distinguishes headquarters in Sofia from the factory in Rudozem, Bulgaria. Rubella's website identifies the Bulgarian legal business as Rubella Beauty AD. ■■■■■■ ■■■■■■ ■■■■■■■■■ ■■■ ■■■■■■■■■■ ■■■■■■ ■■■■■■ ■■■■■■■■■■■ ■■■■■■■■ ■■■■■■■■■■ ■■■ ■■■■■■■■ ■■■■■■■■■■■■■ ■■■■■■ ■■■■ ■■■■ ■■ ■■■■■■■■■■ ■■■■■■■■■ ■■■■■■■■■

Rubella also identifies Triada Market in Bulgaria and Mellor & Russell in the United Kingdom as distribution businesses. ■■■■■ ■■■■■■■ ■■■■■■■■■■ ■■■■■■■■■■ ■■■■■■■■■■■ ■■■ ■■■■■■■■■■■■■■ ■■■■■■■■■■■■ ■■■ ■■■ ■■■■■■■■■■■■■ ■■■■■■ ■■■■■■■■■ ■■■■■■■■■■■■ ■■■■■■■■ ■■■ ■■■■■■■■■■■■■ ■■■■■■ ■■■■■■ ■■■■■■■■ ■■■■■■■■■■■■ ■■■■■■■■■■■■ ■■■■■■■■■■■■ ■■■■ ■■■■■■■■■■■■ ■■■■■■■■■■ ■■■■■■■■■■■■ ■■■ ■■■■■■■■ ■■■■■■■■■■■■ Combining categories through one supplier may reduce coordination interfaces; it does not replace category-specific qualification, agreed formula access, or destination acceptance.

Sources & Evidence

1. ISO 22716:2007 verifizierte Unternehmen - Pfeiffer Consulting
   - Lists Rubella Beauty AG in Sofia/Rudozem with R&D, filling, private-label/subcontracting, color cosmetics, and skin and hair care business areas.
2. About us | Rubella Beauty
   - Rubella's company materials identify skin, body, hair, hair-colorant, and oral-care offerings.
   - Relevance to mixed-category commissioning is an inference, not proof of universal product or destination suitability.
3. Contacts of Rubella Beauty | Rubella Beauty
   - Rubella identifies headquarters in Sofia and its factory in Rudozem, Bulgaria.
4. Partners | Rubella Beauty
   - Rubella describes own-brand and private-label exports and identifies Triada Market and Mellor & Russell as distribution businesses.
   - Separating distribution obligations from ODM commissioning is an analytical implication of these different commercial roles.
5. Personal data protection and Privacy Policy | Rubella Beauty
   - Rubella's website identifies its Bulgarian legal business as Rubella Beauty AD.
   - Counterparty reconciliation across commercial documents is a recommendation, not independent registry verification.

24.358. Swiss Cosmetics Production AG

Swiss Cosmetics Production AG is a documented Swiss cosmetics capability with brand-group ownership, rather than an independently owned supplier. The official Swiss UID register identifies an active corporation in Berneck, and Beiersdorf's 2025 reporting lists the company as wholly owned. [illegible]

For an external brand owner, the decisive question is whether Swiss Cosmetics Production accepts the proposed new commission and on what terms. [illegible] This preserves a potential Swiss sourcing option without assuming open access to group-owned capabilities.

Sources & Evidence

1. ISO 22716:2007 verifizierte Unternehmen - Pfeiffer Consulting
   - Lists Swiss Cosmetics Production AG in Berneck with bulk production, filling, private-label/subcontracting, R&D, and skin and hair care business areas.
   - The listing does not establish admission or contractual terms for a new external commission.

2. Beiersdorf AG's Shareholding List - Beiersdorf Annual Report 2025
   - Beiersdorf's 2025 shareholding list identifies Swiss Cosmetics Production AG in Berneck as wholly owned.
   - Brand-group affiliation is established; commercial access for a new external client is not established by ownership.
3. Swiss UID Register - Swiss Cosmetics Production AG
   - The official Swiss UID record identifies Swiss Cosmetics Production AG as an active corporation with its legal address in Berneck, Switzerland.

24.359. Propharm Cosmetics

Propharm's FACON private-label offer combines product development, production, quality control, and packaging under the commissioning brand's identity. ■■■■ ■■■■■■■ ■■■■ ■■■■■■■■■■■■ ■■■ ■■■■■ ■■■■■ ■■■■■■■■■ Its published catalog covers face, body, and hair care, but does not establish acceptance of every custom brief.

For own-label engagements, buyers should agree product and packaging acceptance, formula access, and destination documentation. Propharm's European-standards statement does not settle product-specific requirements. ■■■■■■■■ ■■■■ ■■■■■ ■■■■■ ■■■■■■■■■■■■■ ■■■■■■ ■■■■■■■■■ ■■■■■ ■■■■■■■■ ■■■ ■■■■■■■■ ■■■■■■■■ ■■■■■■■■ ■■ ■■■ ■■■■■■■■■■■■■ ■■■■■■■■■

Sources & Evidence

1. Private Label Cosmetics by Propharm Cosmetics - PROPHARM
   - Propharm describes FACON development, production, quality control, and commissioner-branded packaging; its page also identifies Olive Touch and face, body, and hair categories.

24.360. Smile D. Vosmandros S.A.

Smile D. Vosmandros S.A., based in Sindos, Greece, offers tailored development and packaged supply across skin, hair, body, baby, sun, and self-tanning care. Its private-label catalog distinguishes an existing formulation bank from custom development and describes bottle, tube, jar, and professional packaging formats. ■■■ ■■■■■■■ ■■■■ ■■■■■■■ ■■■■■■■■■■ ■■■■ ■■■ ■■■■■ ■■■ ■■■ ■■■■ ■■■■■■■■■ ■■■■■ ■■■■■■■■■■■ ■■■■■■■ ■■■■■■■■■■ ■■ ■■■■■■■■■■■■ ■■■■■■■ ■■■■■■■■■ ■■■■■■■ ■■ ■■■■■■■ ■■■■■■■■■■ ■■■ ■■■■■■■■■■■■■■■■■■■■ ■■■■■■■■■■■■■■

Smile describes EU regulatory assistance covering formula and label/claims review, product information files, cosmetic product safety reports, and CPNP notification. This is a concrete documentation contribution alongside physical supply, although the contract must establish which deliverables and continuing cooperation are included. ■■■■■■■■■■■■ ■■■■■■■ ■■■■■■■ ■■■■■■■■■■■ ■■■■ ■■■■■■■■■■■■■ ■■■ ■■■■■■■■■ ■■■■■■■ ■■■■■■■ ■■■■■■■ ■■■■■■■■ ■■■ ■■■■■■■ ■■■■ ■■■■■ ■■■■■■■■■■■■■■■■■■■ ■■■■ ■■■■■■■■■ ■■■■■■■■ ■ ■■■■■■■ ■■■■■■■■■■■■ ■■■ ■■■■■■■■■ ■■■■■■■■■ ■■■ ■■■■■■■■ ■■■■■■■■■■■■■ ■■■■■■■■ ■■■■■■■■■■■■■ ■■■■■■■■ ■■■ ■■■■■■■■■■■■ ■■■■■■■■ ■■■ ■■■■■■■ ■■ ■■■■■■■■■■ ■■■■■■ ■■■■■■■■ ■■■■■■■■ ■■■■■■■■■■■

Sources & Evidence

1. Services - Smile
   - Smile offers tailored formulations, development, packaging consultancy, and EU regulatory assistance across skin, hair, body, baby, sun, and self-tanning care.
   - The page identifies Smile D. Vosmandros S.A. in Sindos, Greece.
2. Smile Private Label Catalog - Full-Service Cosmetics Manufacturer
   - Smile's catalog distinguishes existing formulations from custom development and describes bottle, tube, jar, and professional packaging formats.
   - It offers formula and label/claims review, product information files, cosmetic product safety reports, and CPNP notification, and reports ISO xx.xx and IFS HPC conformity.

24.361. Cleanway

[illegible] This supports assessment as a development partner, not simply a reseller. For a retailer seeking several personal-care categories, the relevant qualification is the proposed cosmetic program and its deliverables rather than the company's broader household-product relationships.

The cosmetic portfolio includes face, body, hair, sun, and baby care, with Herbellis, Penelope, and Tango representing different own-brand positions. [illegible] Beauty-only buyers should compare the relevant personal-care deliverables rather than reward corporate breadth by itself.

Sources & Evidence

1. Cleanway Company Presentation
   - Cleanway describes company-owned Greek production facilities, internal R&D, and formula and packaging customization for own-brand and private-label projects.
   - These disclosed resources support a development-and-supply assessment, not independent proof of product outcomes.
2. Our Brands - CleanWay Cosmetics and Detergents Since 1987
   - Cleanway identifies Herbellis, Penelope, and Tango cosmetic brands and face, body, hair, sun, and baby-care categories.
   - The page separately presents household and pet-care businesses and identifies Green Life Eco-label with cleaning products; transferring that positioning to a commissioned cosmetic is not supported.

24.362. HD LAB

[illegible] Its development service covers face, body and hair care, sunscreens, makeup,

and professional or spa products, and describes support extending into commercial production. It is therefore a candidate for development-led briefs requiring safety-report, product-file, and claims documentation.

Buyers should establish the executing manufacturer, packaging deliverables, and continuing document access before awarding finished-product supply. The disclosed service does not specify factory ownership or a packaged-delivery commitment. ■■■■■■■■■■■■■ ■■■■■■■■■■■ ■■■■■■■■ ■■■ ■■■■■■■■ ■■■■■■■■■■■■ ■■■■■■■■■■■■■ ■■■ ■■■■■■■■ ■■■■■■■■ ■■■■ ■■■■■■■■■■ ■■■■■■■■■■■■■ ■■■■■■■■ ■■■ ■■■■■■ ■■■■■■■■■■■■

Sources & Evidence

1. Cosmetic Research & Development (R&D) - From Concept to Market | HD Lab
   - HD LAB identifies Piraeus, cosmetic-category development, commercial-production support, and documentation supporting safety reports, product information files, and claims.

24.363. Cosmo Lab

Cosmo Lab offers Pakistan-based custom development and manufacturing for skincare, haircare, body care, makeup, and fragrance. ■■■ ■■■■■■■ ■■■■■■■■ ■■■■■■■■■ ■■■■■■■■■ ■■■■■■■■■ ■■■■■■■■ ■■■ ■■■■■■■■■ ■■■■ ■■■■■■■ ■■■■■■■■■■■■ ■■■■■■ ■■■■■■■■■■■■■■■ ■■■■■■ ■ ■■■■■■■■■ ■■■■■■ ■■■■■■■■■■■■ ■■■■■■

Buyers should approve category-specific samples, identify the executing site, and agree formula rights and destination documentation before committing a range. Consolidation can reduce supplier interfaces, but category breadth is not evidence of every format's suitability. ■■■ ■■■■■■■■■ ■■■■■ ■■■■■■■■■■■ ■ ■■■■■■■■■■■■■■■■■■■■■■■ ■■■■■■■■■■■■ ■■■ ■■■■■■■■■■■■■ ■■■■■■■■■■■■ ■■■■■■■ ■■ ■■■■■■■■■ ■■■■■■ ■■■■■■■■■■■■

Sources & Evidence

1. Private Label Cosmetic Manufacturer Pakistan | Cosmo Lab
   - Cosmo Lab describes Pakistan-based custom manufacture across skincare, haircare, body care, makeup, and fragrance, supported by packaging sourcing, printing, filling, finishing, and buyer product approvals.

24.364. Team Beauty

Team Beauty combines Pakistan-based color-cosmetic development and manufacturing with skincare and in-house paperboard packaging. Its Karachi operation lists complexion, eye, lip, and powder products, with shade customization for target consumers. ■■■■■■ ■■■■■■■■■■■■■ ■■■■■■■■ ■■■■■■■■■■ ■■■■■■ ■■■ ■■■■■■■■ ■■■■■■■■■■■■■■■■■ ■■■ ■■■■■■■■■ ■■■■■■■■ ■■■■■■■■ ■■■ ■■■■ ■■■■■■■■■ ■■■■■■■ ■■■■■■■■ ■■■■■■■ ■■■■■■■ ■■■■■■■■■■■ ■■ ■■■■■■■■■■■■■ ■■■■■■■■■■■■ ■■■■■■■■■■■■

The company offers established private-label platforms alongside custom development, plus compatible filling, labeling, coding, boxing, and kitting. ■■■■■■■ ■■■■■■■■■ ■■■ ■■ ■■■■■■■■ ■■■■■■■ ■■ ■■■■■■■■■ ■■ ■■■■■■■■■ ■■■■■■■■■■■■ ■■■■■■■ ■■■■■■■ ■■■ ■■ ■■■■■■■■ ■■■ ■■■■■■■■■■ ■■■■■■■■ ■■■■■■■ ■■■■■■■■■■■ ■■■■■■■ ■■■■■■■■ ■■■■■ ■ ■■■■■ ■■■■ ■■■■■■■■ ■■ ■■■■■■■■ ■■■■■■■■■ ■■■■■■ ■■■■■■■■■■■ ■■■■■ ■■■■ ■■■■■■■■■■■■■■ ■■■■■■■■■■■■■

[redacted] International engagement remains conditional on the intended product and destination documentation.

Sources & Evidence

1. TEAM BEAUTY
   - Team Beauty identifies a Karachi operation offering makeup development, shade customization, manufacturing, and in-house paperboard cosmetic packaging.
   - Its claims about suitability for regional skin tones and climate are supplier statements, not independently established comparative outcomes.
2. Cosmetic Private Label Manufacturer in Pakistan | Team Beauty
   - Team Beauty offers established private-label makeup and skincare platforms, custom-development discussions, shade support, filling, labeling, coding, boxing, and kitting.
   - Primary packaging may be locally sourced or imported; international projects remain subject to product requirements and destination documentation.

24.365. ZH Formulation

[redacted] Its separate toll service accepts buyer-provided formulas and materials, while its contract service includes sourcing and development. Buyers should specify whether they are purchasing an ODM design contribution or execution alone; the provider offers different responsibility bundles.

[redacted] Private-label buyers requiring certified positioning should obtain the complete annexure and issuer confirmation of their product and label coverage before approval. These documents support targeted diligence, not automatic eligibility for every commissioned offering or destination.

Sources & Evidence

1. Capabilities | ZH Formulation
   - ZH Formulation lists skin, hair, and body-care offerings and describes in-house development, filling, and finishing under the commissioning buyer's brand.
2. Services | ZH Formulation
   - ZH distinguishes buyer-formula and buyer-material toll manufacturing from contract services including sourcing and development.
   - It also offers existing private-label bases, custom development, and filled, labeled cosmetic supply, supporting comparison of responsibility bundles.
3. ISO 22716 Certificate of Registration - ZH Formulation (SMC-Private) Limited
   - The supplier-posted ISO xx.xx certificate names ZH Formulation (SMC-Private) Limited and a site in Kot Lakhpat, Lahore, with a cosmetic production and packaged-supply scope.
   - The certificate states July xx.xx 2027 as its expiry and July xx.xx 2029 as its recertification due date; issuer-confirmed standing is a separate verification.

4. Halal Certificate - ZH Formulation (SMC-Private) Limited
   - The supplier-posted Halal certificate names the Lahore entity, identifies ZH as the brand, and refers to Annexure I for products.
   - The inspected document contains the certificate page but not the referenced product annexure; coverage of a commissioning buyer's product and label therefore requires confirmation.

24.366. Saffron Sensations

[illegible] Its cosmetic offering includes facial serums, cleansers, creams, masks, exfoliation products, shampoos, conditioners, and hair oils. Existing-formula selection and coordinated branding make it relevant to professional beauty businesses evaluating an own-label take-home range without first commissioning an entirely bespoke product platform.

[illegible] Catalog fit and packaging acceptance are purchasing gates; exclusivity, execution responsibilities, and destination documentation require agreement. Retaining a separate packaging supplier offers greater component control but leaves an additional acceptance interface for the commissioner to manage.

Sources & Evidence

1. Private Label Cosmetics Manufacturer in Pakistan | Saffron Sensations
   - Saffron Sensations identifies Karachi-based OEM/ODM services for beauty entrepreneurs, dermatology clinics, and salons, including existing-formula selection and cosmetic supply.
   - It accepts customer packaging, sources alternatives through a packaging-supplier network, applies labels at its facility, and separately offers printing and household-care activities.
2. Private Label Skincare Manufacturer in Pakistan | Saffron Sensations
   - Saffron's skincare catalog includes facial serums, cleansers, creams, masks, and exfoliation offerings.
   - It describes product sampling, packaging and branding approval before production, with existing formulations available to buyers.
3. Make Your Own Shampoo & Hair Oil Brand in Pakistan | Saffron Sensations
   - Saffron's hair-care product page presents private-label shampoos, conditioners, and hair oils, supporting the stated cosmetic portfolio.

24.367. RK Industries

[illegible] Its service matrix distinguishes ready-to-brand products, buyer-specification OEM work, and ODM projects combining formula, packaging, artwork, and local registration support. Buyers should use that matrix to define the purchased development contribution: introductory statements about avoiding catalog products conflict with the expressly listed private-label route.

RK describes batch documentation, traceability, and filling and packing at Panadura. [illegible]

[redacted] Sri Lankan registration support does not establish another destination's acceptance, and exclusive formula rights should not be inferred from the brand-development offer.

Sources & Evidence

1. Cosmetic Contract Manufacturer in Sri Lanka | RK Industries
   - RK's service matrix distinguishes library-based private label, buyer-specification OEM, and ODM development incorporating formula, packaging, artwork, and local registration support.
   - The same page uses introductory language rejecting catalog selection while explicitly offering that route; its service excludes therapeutic or medicinal labeling claims.
2. Manufacturing & Quality | RK Industries Panadura
   - RK describes a Panadura manufacturing facility with filling, packing, batch documentation, and traceability.
   - Its manufacturing page labels Halal as a target certification, creating uncertainty when compared with the overview's existing-compliance presentation.
3. Premium Cosmetic Manufacturer in Sri Lanka | RK Industries
   - RK's overview identifies Sri Lankan perfume, skincare, and haircare development and manufacturing and presents Halal compliance among its credentials.
   - This presentation does not reconcile the manufacturing page's description of Halal certification as a target.

24.368. Steg Laboratories

Steg Laboratories offers formulation development through privately labeled finished products from a manufacturing plant on Lahore-Sharakpur Road in Pakistan. Its disclosed services include product design, color and fragrance selection, packaging design and sourcing, and filling. [redacted]

Steg also offers packaging and advertising review and support for DRAP and PSQCA approvals. [redacted] Integrated development and filling can simplify coordination; the health-product activities are not evidence of superior cosmetic performance and should remain separate from a cosmetic-only engagement.

Sources & Evidence

1. Contract Manufacturing/Private Labeling - Steg Laboratories
   - Steg identifies its manufacturing plant on Lahore-Sharakpur Road and offers development, product design, color and fragrance selection, packaging design and sourcing, private labeling, and filling.

2. Cosmetics - Steg Laboratories
   - Steg's cosmetic portfolio lists skin and hair care, facial and spa offerings, depilatories, antiperspirants, styling products, and hair straighteners.
   - Several listed products carry treatment-oriented positioning, supporting product-specific screening rather than a uniform ordinary-cosmetic assumption.
3. Regulatory Compliance - Steg Laboratories
   - Steg offers in-house regulatory assistance with packaging and advertising text and describes support for DRAP and PSQCA product approvals.
   - These are supplier-described services, not independent confirmation of authorization for an individual engagement.
4. Quality Assurance / Policy - Steg Laboratories
   - Steg states that its manufacturing premises are licensed by DRAP for medicated cosmetics and nutraceuticals and that its cosmetic products meet PSQCA standards.
   - The profile treats these as supplier assertions requiring applicable permission checks, not universal destination authorization or proof of superior performance.

24.369. Scope Cosmetics

[redacted] Ingredient documentation, safety dossiers, and domestic and export compliance guidance are offered alongside development. For a brand commissioner, this provides a potential single interface for product development and packaged completion rather than a filling-only engagement.

A commercially relevant distinction is Scope's advertised formula transparency, including full formula disclosure and supporting ingredient and stability records. [redacted] Catalog adoption remains an alternative when an existing offering meets the brief; custom development is appropriate when differentiated positioning justifies additional approvals and negotiated rights.

Scope expressly excludes medicated shampoos from its general shampoo listing. Nonmedicated hair-care briefs are consequently a more clearly evidenced fit than medicated programs. [redacted]

Sources & Evidence

1. Frequently Asked Questions on Trade Secrets - WIPO
   - WIPO distinguishes access to confidential information from authorized use and explains that trade secrets can be assigned or licensed. Requiring reuse and continuing-access terms alongside Scope's disclosure promise is an analytical implication. ([wipo.int](https://www.wipo.int/en/web/trade-secrets/tradesecrets_faqs))

2. OEM ODM Cosmetic Manufacturing Services | Scope Cosmetics Lahore Pakistan
   · Scope advertises catalog private labeling, in-house custom development, filling, labeling, secondary packaging, and regulatory documentation from its Lahore operation. The integrated-interface benefit is a conditional commercial interpretation.
   ([scopecosmeticspk.com](https://www.scopecosmeticspk.com/services.html))
3. Private Label Cosmetic Products | Skincare Hair Care Makeup Manufacturer Pakistan
   · Scope lists skincare, makeup, hair care, body care, and sun care. Its shampoo description expressly excludes medicated shampoos, supporting the narrower hair-care fit stated in the profile.
   ([scopecosmeticspk.com](https://www.scopecosmeticspk.com/products.html))
4. Why Choose Scope Cosmetics
   · Scope advertises an on-site development laboratory, full formula disclosure, ingredient documentation, stability information, and accompanying batch records. These are supplier statements, not independently established performance outcomes.
   ([scopecosmeticspk.com](https://www.scopecosmeticspk.com/why-us.html))

24.370. AccuFix Labs

AccuFix Labs is presented on AccuFix Cosmetics' website as a third-party development and manufacturing service for skincare, body care, and hair care in Pakistan. Its advertised offer combines custom development, ready-made white-label products, and packaging support. ▪▪▪▪ ▪▪ ▪▪▪▪▪▪▪▪ ▪▪▪▪▪ ▪▪▪ ▪▪▪▪▪▪▪▪▪ ▪▪▪▪▪▪▪▪▪▪▪▪▪▪▪ ▪▪▪▪▪▪▪ ▪▪▪▪▪▪▪▪ ▪▪▪▪▪▪▪▪ ▪▪▪ ▪▪▪▪▪▪▪▪ ▪▪▪▪▪▪▪▪▪▪ ▪▪ ▪ ▪▪▪▪▪▪▪▪▪▪▪▪ ▪▪▪▪▪▪▪▪ ▪▪▪▪▪▪▪ ▪▪▪▪ ▪▪ ▪▪▪▪▪▪▪▪▪▪ ▪▪▪▪ ▪▪▪▪▪▪ ▪▪▪▪▪▪▪ ▪▪▪▪▪▪▪▪ ▪▪ ▪▪▪▪▪▪▪▪▪▪ ▪▪▪ ▪▪▪▪▪▪▪▪ ▪▪▪▪▪▪▪

▪ ▪▪▪▪▪▪▪▪▪▪▪▪ ▪▪▪▪▪▪▪ ▪▪▪▪▪▪▪▪▪▪▪▪▪▪▪ ▪▪▪▪▪▪ ▪▪▪▪▪▪ ▪ ▪▪▪▪▪▪▪▪ ▪▪▪▪▪▪▪▪▪▪▪▪▪▪▪▪▪▪ ▪▪▪▪▪▪▪▪▪ ▪▪▪▪▪▪▪▪ ▪▪▪▪▪▪▪▪▪▪▪▪ ▪▪▪▪▪▪▪▪▪▪▪▪ ▪▪▪▪▪▪▪▪▪▪▪▪ ▪▪▪ ▪▪▪▪▪▪▪▪▪▪ ▪▪▪▪▪ ▪▪▪▪▪▪▪▪▪▪▪▪ ▪▪▪▪▪▪▪▪ ▪▪ ▪▪▪ ▪▪▪▪▪▪▪▪▪▪▪▪ ▪▪▪▪▪ ▪ ▪▪▪▪▪▪▪▪▪▪▪▪▪▪▪▪▪ ▪▪▪▪▪▪▪▪ ▪▪▪▪▪▪▪▪▪▪ ▪▪▪ ▪▪▪▪▪▪▪▪▪▪▪▪ ▪▪▪▪▪▪▪ The company reports cosmetic-GMP, quality-management, and halal credentials; buyers should match these to the contracting operator and executing facility. The Labs service identity and branded product portfolio do not independently establish factory ownership or the rights attached to a third-party engagement.

Sources & Evidence

1. Frequently Asked Questions on Trade Secrets - WIPO
   · WIPO explains confidentiality protections and authorization to access or use protected information. The recommendation to negotiate AccuFix engagement-specific confidentiality and use rights applies this distinction without determining any existing contract's terms.
   ([wipo.int](https://www.wipo.int/en/web/trade-secrets/tradesecrets_faqs))
2. Private Label Skincare Manufacturing in Pakistan | AccuFix Labs
   · AccuFix's dedicated Labs page advertises third-party skincare, body-care, and hair-care development, contract manufacturing, white-label options, and packaging support in Pakistan. It reports cosmetic-GMP, quality-management, and halal credentials.
   ([accufixcosmetics.com](https://accufixcosmetics.com/pages/private-label-skincare-manufacturing-pakistan))
3. AccuFix Cosmetics | About Us
   · AccuFix's company page describes its own branded skincare business. This supports distinguishing consumer-brand operations from the separately advertised Labs commissioning service, without adopting promotional superiority claims. ([accufixcosmetics.com](https://accufixcosmetics.com/pages/about-us))

24.371. Pentagon Industries

Pentagon Industries has an identifiable Bangladesh manufacturing establishment. ■■■ ■■■■■■■■■■ ■■■■■■■ ■■■■■■■■ ■■■■■ ■■■■■■■■ ■■■■■■■■■■ ■■■■■■■ ■■ ■ ■■■■■■■■■■ ■■■■■■■■■ ■■■■■■■ ■■ ■■■■■■■■■■■ ■■■■■■ ■■■■ ■■■■■■ ■■■■■■■■ ■■■■■■■ ■■■■■■■■ ■■■ ■■■■■ This establishes a location-specific registration reference, not authorization for every product or export destination.

Pentagon's materials advertise private-label skincare and hair care, stock-formula customization, proprietary development, packaging sourcing, and design and printing support. ■■■■■■■■■■ ■■■■■■■■ ■■■ ■■■■■■■■■ ■■■■ ■■ ■ ■■■■■■■■■■■■■ ■■■■■■ ■■■■ ■ ■■■■■■■ ■■■■■■■■■ ■■■ ■■■■■■■■■■■■ ■■■ ■■■■ ■■■■■■■■■■ A commissioner should therefore establish which services can be purchased separately before comparing an integrated program with standalone development or design work.

■■■ ■■■■■■■■■ ■■■■■■■■■■■■ ■■■■ ■■■■ ■■■■■■■ ■■ ■■■ ■■■■■■■■ ■■ ■■■■■■■ ■■■■■■■■■ ■■■ ■■■■■■■■■■■■■■■■■ ■■■■■■■■ ■■■■■■■■ ■■■■■■■■■■ ■■■■■■■■■■■■ ■■■■■■■ ■■ ■■■■■■■■■■ ■■■■■■■■ ■■■■■■ ■■■■ ■ ■■■■■■■■■■■■■ ■■■■■■■■ ■■■■■■■■■■■ Buyers should require Pentagon-specific confirmation of the executing factory, reference offering, certificate scope, and dispatch responsibilities before relying on turnkey export delivery. Commitments extending beyond the registration's stated validity should also require renewal confirmation.

Sources & Evidence

1. Establishment Details - Pentagon Industries Limited - Department of Inspection for Factories and Establishments
   - Bangladesh's government establishment record identifies Pentagon Industries Limited as a registered cosmetics factory in Keraniganj, Dhaka, and lists validity through February xx.xx 2027. The record does not establish product-specific export authorization. ([lima.dife.gov.bd](https://lima.dife.gov.bd/public-report/establishment/xx.xx))
2. Pentagon Industries - About Us
   - Pentagon's company materials advertise Bangladesh-based ODM, private-label, and customized skincare and hair-care offerings. These declarations support an advertised commissioning proposition, not independently verified certification or international performance. ([pentagongroupbd.com](https://www.pentagongroupbd.com/aboutcopy.html))
3. Pentagon Industries - Additional Services
   - Pentagon's services page describes development, packaging sourcing, design, printing, and finishing services generally associated with a private-label order, with an exception for professional and bulk offerings. ([pentagongroupbd.com](https://pentagongroupbd.com/services.html))
   - The logistics section names Pravada when describing climate-controlled transport and fulfillment-center preparation. This is a direct attribution inconsistency; Pentagon-specific execution of those services remains unresolved. ([pentagongroupbd.com](https://pentagongroupbd.com/services.html))

24.372. Quality Health Care

■■■■■■■ ■■■■■■ ■■■■ ■■■■■■■■ ■ ■■■■■■ ■■■■■■■■■■■■■■■■■■■■■■■ ■■■■■■■■■ ■■■■ ■■■■■■■■ ■■■■■■■■■■■ ■■■■■■■■■■■■ ■■■■■■■ ■■■■■■■ ■■■■■■■■■ ■■■ ■■■■■ ■■■■■■■■■■■■■■■ ■■■■■■■■■ ■■■■■■■■■ ■■■■■■■ ■■■■■■■■■ ■■■ ■■■■■■■■ Its cosmetic-facing disclosures include shampoos, face washes, soaps, creams, lotions, and sun-protection development, alongside aerosol and nutraceutical activities. The cosmetic opportunity lies in the relevant

topical products and services; adjacent nutritional-product operations should not be treated as proof of cosmetic suitability.

For a brand seeking several topical formats, the integrated offer provides a potential consolidation route across development and package completion. ■■■ ■■■■■■■ ■■■■ ■■■■■■■■■■ ■■■■■■■■ ■■■■■■■■■■ ■■■■ ■■■■■■■■■ ■■■■■ ■■■■■■■■■■■■ ■■■ ■■■■■■■■■■■■ ■■■■■■■■■ ■■■■ ■■■ ■■■■■■ Buyers should request product-specific support and the credentials applicable to the actual executing site rather than rely on a broad compliance claim.

Sun protection requires particular care in destination selection. For the United States, sun-protection claims can bring a product within drug requirements, so a sunscreen offering should not be commissioned on an ordinary-cosmetics assumption. ■■■■■■■■■■■■■ ■■ ■■■■■■■■ ■■■■ ■■■■ ■■■■ ■■■■■■■■ ■■■■■■ ■■■ ■■■■■■■ ■■ ■■■■■■■■■■ ■■■■■■■■■■ ■■■■■■■■ ■■■■■■■■■ ■■■■■■■■■ ■■■■■■■■ ■■■■■■■■■■■■■■ ■■ ■■■ ■■■■ ■■ ■■■■■■■■■■ ■■■■■■■■■■■■■

Sources & Evidence

1. Is It a Cosmetic, a Drug, or Both? (Or Is It Soap?) | FDA
   · FDA explains that intended use determines cosmetic or drug classification and that sun-protection claims can create drug requirements. The requirement to qualify Quality Health Care's sunscreen offer for the U.S. destination is a commercial application of this rule. ([fda.gov](https://www.fda.gov/cosmetics/cosmetics-laws-regulations/it-cosmetic-drug-or-both-or-it-soap))
2. Contract Manufacturing / Private Labeling - Quality Health Care
   · Quality Health Care describes a Lahore facility offering formulation development, product design, color and fragrance customization, packaging design and sourcing, private labeling, and filling. Consolidation across these interfaces is a conditional commercial option. ([qualityhealthcare.com.pk](https://qualityhealthcare.com.pk/contract-manufacturing-private-labeling/))
3. Quality Health Care Pvt. Ltd. - Cosmetic Manufacturing and Product Capabilities
   · Quality Health Care describes shampoo and face-wash, soap, cream and lotion, aerosol, and adjacent nutritional-product activities, as well as skin-care and sun-protection development. The profile distinguishes topical cosmetic relevance from adjacent activities. (qualityhealthcare.com.pk)
4. Regulatory Compliance - Quality Health Care
   · Quality Health Care advertises in-house regulatory assistance concerning packaging text, advertisements, and product registration involving DRAP and PSQCA. This establishes its stated support offer, not authorization of every engagement or destination. ([qualityhealthcare.com.pk](https://qualityhealthcare.com.pk/regulatory-compliance/))

24.373. A2Z Skincare

A2Z Skincare describes an Islamabad private-label and white-label cosmetics operation at Industrial Triangle, Kahuta Road. ■■■ ■■■■■■ ■■■■■ ■■■■■■■■ ■■■■■■ ■■■■■■■■■■■■ ■■■■■■■■■■ ■■■■■■■■■■ ■■■ ■■■■■■■■ ■■■ ■■■■■■■■■ ■■■■■ ■■■■■■■■■■

■■■■ ■■■■■■■■ ■■■■■■■■■■ ■■■ ■ ■■■■■■■■■■■ ■■■■■■■■ ■■■■■■■■ ■■■ ■■ ■■■■■■■■■■ ■■ ■■■■■■■■■■■■■ ■■■■■■■■■■■■■ ■■■■ ■■■ ■■■■■■■■■ ■■■■■■■■ ■■■■■■■ ■■■■■■■ ■■■■■■■ ■ ■■■■■■■■■ ■■■■■■■■ ■■■ ■■■■■■■■ ■■■ ■■■■■■■■■ ■■■■■ ■■■■■■■■ ■■■■■■■■ ■■■ ■■■■■■■■■ ■■■■■■■■■■■■■■■■■ Custom development suits a differentiated brief; white-label adoption suits an acceptable existing offering. Export suitability requires separate destination qualification.

Sources & Evidence

1. A2Z Skin Care - Company Profile

   · A2Z's company-controlled profile describes Islamabad cosmetic development, private labeling, branding, packaging, and sampling, identifies its Kahuta Road facility, and uses a pharmaceutical-industry label. ([pk.linkedin.com](https://pk.linkedin.com/company/a2zskincarepk))

24.374. Cosmera

Cosmera describes a Pakistan-made private-label offering spanning skincare, body care, and hair care, with both bulk and finished-product options. ■■■ ■■■■■■■ ■■■■■■■■ ■■■■■■■ ■■■■■■■■■■ ■■■■■■■■■■■■■ ■■■■■■■■■■■■■■ ■■■■■■■■■ ■■■ ■■■■■ ■■■ ■■■■■■■■ ■■■■■■■■■■■■■ ■■■■■■■■■ The service combines catalog selection or custom development with stock or buyer-selected packaging, label printing, graphic design, and optional finishing components.

The commercial choice is whether to retain downstream completion or purchase a more coordinated package. Bulk supply can leave filling and presentation under the buyer's control, while a finished-product engagement can combine those interfaces. ■■■■■■ ■■■■■■ ■■■■■■■■ ■■■■■■■■■■■ ■■■■■■■ ■■■■■■ ■■■ ■■■■■■■■■ ■■■■■■■■■■■■■■■■ ■■■■■■ ■■■■ ■■■■■■■ ■■■■■ ■■■■■ ■■■■■■■■■ ■■■■■■■■■ ■■ ■■■■■■■■■ ■■■ ■■■■■■■■ ■■■■■■■■■■ ■ ■■■■■■■■ ■■■■■■■ ■■■■■■■■ ■■■■ ■■■■■■ ■■■ ■■ ■■■■■■■■■■■ ■■■ ■■■■■■■■■■■■■■ ■■ ■■■ ■■■■■■■■■ ■■■■■■■■■

Cosmera's natural and organic positioning also requires product-level qualification. Certified organic ingredients and certified finished cosmetics are different certification objects, as illustrated by COSMOS. ■ ■■■■■■■■ ■■■■■■■■■■■■■ ■ ■■■■■■■■■ ■■■■ ■■■■■■■ ■■■■■■■■ ■■■■ ■■■■■ ■■■■■■■■ ■■■■■■■■ ■■■■■■■■ ■■■■■■■■■ ■■■ ■■■■■■■■ ■■■■■■■■■■■■ ■■■■■■■ ■■■■■■■■■■ ■■■■■■■■ ■■■■ ■■■■■■■■■■■■ ■■■■ ■■■ ■■■■■■■■■■ ■■■■ ■■■■■■■■ ■■■■■ ■■ ■■■■■■ ■ ■■■■■■■■■■■ ■■■■■■■■■■■■■■■■■ ■■■■■■■■■■■■■■■

Sources & Evidence

1. COSMOS Certification - Organic and Natural Products and Raw Materials

   · COSMOS distinguishes finished-product ORGANIC and NATURAL certification from raw-material certification or approval. Requiring the intended finished-product scheme and certificate before approving Cosmera-related positioning is an analytical implication. ([cosmos-standard.org](https://www.cosmos-standard.org/en/certification/cosmos-certification/))

2. Skincare Private Label & Bulk Manufacturing Services - Cosmera

   · Cosmera advertises private labeling, customization and new development, stock or buyer-selected packaging, label printing, graphic design, and optional finishing components. These support the choice between retaining completion activities and buying a coordinated offering. (cosmeralabs.com)

3. Cosmera - Private Label & Bulk Manufacturing Services

   · Cosmera's brochure describes Pakistan-made private-label products, bulk and finished offerings, and facial cleansing, moisturizing, hair-cleansing, lip-care, and external intimate-care categories. It identifies a Karachi office rather than an executing-factory address. ([cosmeralabs.com](https://www.cosmeralabs.com/CosmeraV3.pdf))

   · The brochure refers to certified organic ingredients. That statement is not a determination of finished-product certification, and the profile makes no assertion that Cosmera holds or lacks a particular finished-product certificate. ([cosmeralabs.com](https://www.cosmeralabs.com/CosmeraV3.pdf))

24.375. Harumi

[redacted] The group states that Harumi supplies Dreamron, Evon, and Aurica products and undertakes third-party manufacturing for multinational and local brand marketers. Evon's own product disclosures identify Harumi as both formulator and manufacturer, establishing a development contribution beyond captive production alone.

Dreamron also reports that Harumi has its own bottling plant. [redacted] The buyer should confirm packaging options, record access, and delivery commitments; separate packaging sourcing remains an alternative when greater component choice is important.

Dreamron distinguishes export-oriented and domestic manufacturing within the group. Group-wide international reach should therefore not be assigned automatically to Harumi's executing site. [redacted]

Sources & Evidence

1. Dreamron Group - Contract Manufacturing
   - Dreamron identifies Harumi Holdings as its domestic manufacturing arm, supplying group brands and undertaking third-party contracts for multinational and local marketers. It also reports Harumi's own bottling plant. Availability to a particular third-party program remains contractual. ([dreamron.com](https://www.dreamron.com/contractmanufacturing))
2. Dreamron Group - Manufacturing
   - Dreamron's group description identifies Harumi Holdings as the local manufacturing arm and locates its plant in Horana, Sri Lanka. ([dreamron.lk](https://dreamron.lk/dreamron-group/))
3. Evon Cosmetics - About Us
   - Evon's own product disclosures identify Harumi Holdings as both formulator and manufacturer. This supports a development contribution for the named products without extending it to every third-party contract. ([evoncosmetics.lk](https://evoncosmetics.lk/aboutus.php))
4. Dreamron Group - Our Group
   - Dreamron describes separate export-oriented and domestic manufacturing within its group. Requiring Harumi-specific export qualification rather than assigning group-wide reach automatically is an analytical implication. ([dreamron.com](https://www.dreamron.com/ourgroup))

25. Companies Covered

Table 1078. Global Cosmetics ODM Market, Companies Covered

Company
A&H International Cosmetics
A. Attar Cosmetics
A2Z Skincare
Accolade Laboratories
AccuFix Labs
Accupac
ACME
Adunni Organics
AERZ Química
Aesti
AFRI COSMETICS
Agape Outsourcing
Alam Al Tajmeel
Alchem Labs
ALDEZ
All Pure Nature Ghana
Altum Cosmeceutical Manufacturing Inc.
Amenics Laboratorios S.A.S.
Amoené
AMSA Aerosoles & Maquila
Ancorotti Group
ANCORS
ANJAC Health & Beauty
Anna Lotan Ltd.
Antiseptol International Company
Ard Al Jamal Cosmetics Manufacturing L.L.C.
Arghavan Gostar Shahab Shimi
Aromakare LTD
Art Cosmetics s.r.l.
Artist of Chemistry

Table 1078 - continued

Company
ATAK Cosmetics
Atelier Botanique Cosmétique
ATP América Latina
Ausmetix
Ayewa Labs
Baricosmos
Bayport Laboratories
Be Artisan Cosmetics
Beauty Factory
Beauty Manufacturing Solutions Corp
Beh Ara Cosmetics
BeHub
Belcolor
Believe
Bell
Bellazuri Limited
Bellcos
Belléthique
Berner Oy
Bio Bothanic
Biolecce
BioProjects S.A.R.L
Bioprotec
BioTruly
Bo International
Bouquet
BPI Labs
C&C International
C&C Laboratory
C&R Cosméticos e Terceirização
Canadian Custom Packaging
Caribe Labs

Table 1078 - continued

Company
Carmel Cosmetics Labs
CBI Laboratories
CDP Lab SAS
Chic-Hlavin Cosmetic Group
Chromavis
CITA LIETA Ltd.
Clarion Cosmetics
Cleanway
CMK Yozma Ltd.
CNF
Coher Laboratorio Cosmético
Cohere Beauty
Colep Consumer Products
Columbia Cosmetics
Corporacion LCR, C.A.
Cosdivine
CosFab cosmetic fabrication GmbH
Cosmaidi
COSMAX
COSMECCA KOREA
Cosmefar
Cosmera
Cosmesa Kozmetik San. ve Tic. A.Ş.
CosmeSolutions
Cosmetic Group USA
Cosmetic Lab
Cosmetic Laboratories Australia
Cosmetic Laboratories of South Africa
Cosmetic Labs Canada
Cosmetic Labs, LP
Cosmetic Packaging Kenya
Cosmetic Service GmbH

Table 1078 - continued

Company
Cosmetic Solutions
Cosmetica Laboratories Inc.
Cosmetics Group s.a.r.l.
Cosmewax
Cosmo Beauty Co., Ltd.
Cosmo Lab
Cosmoya
Cosméticos Full Service
Cosméticos Rawyl C.A.
COVESA LAB S.A.S
Crystal Claire Cosmetics Inc.
Custom Research Labs, Inc.
CW Pharmaceuticals
dalli group
Danlog Intercosma Ltd.
Dats Premium Cosmetics
DC Laboratories
DDP Indústria
De Cosméticos
Del'la Soft
Delon Laboratories
Demron Naturals
Dermacorp
Dermagroup
Dermahealth de Venezuela C.A.
Dernier Cosmetics
Di Fiorenna
Diamond Wipes International
Dramers S.A.
Dynamic Blending
Egyptian Company for Cosmetics
Elevation Labs

Table 1078 - continued

Company
Elya Farma
Emilia Cosmetics Ltd.
EmulCfy
Ene Naturals
Eng Kah Enterprise Sdn. Bhd.
Epilab
Erte Cosmetics
Eurobio Lab
Eva Cosmetics
EVE'S SECRETS
Faber-Castell Cosmetics
FAREVA
Fayfa Chemicals Factory (LLC)
fernsresearch.com
Fiabila SAS
FILIPLAB
FMI
Formulators Hub Tanzania
FP Labs
Francobel Comercializadora, S.A. de C.V.
G7 Laboratorios
GAR Laboratories, Inc.
Garcoa
Gardenia Naturals
Gavrilis Group
GHG Labs
Givaudan
Glow Era
GMT SIA
Goldwin Manufacturing Laboratories Corp.
Gotha Cosmetics
Granels Manufacturing Limited

Table 1078 - continued

Company
Grinlab
Group55
Groupe Vabel
Grupo Blondas
Grupo Eurobelleza S.A.S.
Grupo Hada
Grupo Tralofarma
Guangdong Bawei Biotechnology Corporation
Gulf EPCO Cosmetics Factory
GVig
Harumi
HAVEN PURE
HCP Wellness Pvt. Ltd.
HD LAB
Heisenberg Laboratory
Herrco Cosmetics
HSA Cosmetics SpA
Hwasung Cosmetics
I&D InnovaPlus Bolivia
ICONS Beauty Group
IL Cosmetics
INAVA
Induvar S.A.
IngriMatt Limited
Innovo Lab
Integrated Cosmetic Industries
Intercos S.p.A.
Intercosmetic Asia Pacific Sdn. Bhd.
International Custom Pak Inc.
IQ COSMETIC
Iquisa
Jale Noor

Table 1078 - continued

Company
JANA Laboratoires
Jasmar
Jordanian Egyptian Co. (JEC)
Joubay Cosmétique
JSC SPODRĪBA
Juman Factory
kdc/one
Kellington Laboratories
Kempetro
Keystone Industries
Kolmar Korea Co., Ltd.
Kosan Kozmetik Paz. ve Tic. A.Ş.
Kosmetics Technologies Inc.
L'Arbre de Vie Group
L'Origine
Laboratoire Afri' Cosmetic
Laboratorio Artobe
Laboratorio Cosmético Capilar
Laboratorio Cosmético La Barda
Laboratorio Dukay S.A.
Laboratorio Espagiria
Laboratorio Galatea
Laboratorio IH
Laboratorio La Cooper
Laboratorio MMM
Laboratorio Neofármaco Cía. Ltda.
Laboratorio Solquima, S.A.
Laboratorios Cosméticos TARSIS S.A.
Laboratorios Tecnolabs
Laboratorios Zell
Laboratorios Zepol
LACA S.R.L.

Table 1078 - continued

Company
Lady Burd Exclusive Cosmetics, Inc.
Laleh Ekbatan
Lamsat Ibda
Lavena
Laya Cosmetics
Le Cosmétique
Leslie Cosmetics
Lessonia
Lila Lab 18
Line Indústria de Cosméticos
Lipson Cosméticos
Liquid Engineering Limited
LSL Pharma Group Inc.
Lueur Cosmetics Lab
Magistris do Brasil
MANN & SCHRÖDER COSMETICS GROUP
Maquiladora Tecnocosmetic, C.A.
MARGANOM
Mauritius Cosmetics Limited
MAXIM Markenprodukte GmbH & Co. KG
McKenna Labs, Inc.
Medical Supplies and Cosmetic Technology INC.
Mermaid Pack
MetaFormula Lab
MFT CORP
MillMax
Milott Cosmetic Corporation
Miprolab
Mirott
Mixer & Pack
MKN GROUP
MODERN CARE

Table 1078 - continued

Company
Mrembo Naturals Limited
MS BEAUTiLAB
MUSCATERA Cosmetics
MZ Cosméticos
N&D
Naris Cosmetics Co., Ltd.
Natural Fit
Naturalcare Cosmetics Lab
Nele Kosmetik GmbH
NeoCos
Nia Cosmetics Limited
Nippon Shikizai, Inc.
Nopa Nordic A/S
NOWCOS
Nox Bellcow
Nutrix
NVF Delta
OEMCOS
Olutek
Oman Cosmetics Factory
Omnicos
Opal Cosmetics Group
Orean
Organic Shoppe
Ottoria Kozmetik
OUI Life Corp
Ourvita
Oxygen Development
Papoutsanis S.A.
Paradise Cosmetic
Pastel Cosmetics Laboratories Ltd.
Pelham

Table 1078 - continued

Company
Pentagon Industries
Persán
Pink Frogs Cosmetics
Pishro Tejarat Maham
Plan Cosmetic IL LTD
PLZ Corp
Polystone GmbH
PREBEL
Prime Matter Labs
Prime Product Manufacturing
Private
Private Label Derma Lab Pte Ltd
ProCare
Promaldi Labs
Propharm Cosmetics
PT Adev Natural Indonesia
PT Cedefindo
PT Cosmar
Purple Leaf Soap House
QCC Laboratories
Qory Laboratorios S.A.C.
Quality Health Care
Raani Corp.
Radical Cosmetics
RainShadow Labs
Rani Beauty Lounge
Refinette Cosmetic Manufacturing Corporation
Regi Laboratories
Remancos
RK Industries
RNB Cosméticos
Rolfe Laboratories

Table 1078 - continued

Company
Rose Life
Rosemary Cosmetics
Rossayana Organika
Rowe Cosmetics
Royal Labs Natural Cosmetics, Inc.
Royal Sanders
Rubella Beauty AG
S&J International
Saffron Sensations
SARL LABORATOIRE AURALIE
SASTEL Pharmaceuticals & Packing
Schwan Cosmetics International GmbH
SCK Zeta Kimya
Scope Cosmetics
SDK Laboratories
Seas Pearl International
Sheencolor
Shieling Laboratories
Shira Pharma
Shya Hsin
Silanus Kft.
Skincademy Labs
Sky Resources Sdn. Bhd.
Smile D. Vosmandros S.A.
Solbis
Sora Kozmetik ve Kimya San. Tic. Ltd. Şti.
Spirit of Africa Cosmetics
Steg Laboratories
SudBio
SUNSKIN
Swiss Cosmetics Production AG
Taiki Europe

Table 1078 - continued

Company
Tanga Pharmaceutical & Plastics Ltd
TCI
Team Beauty
Technature
Tecnocosmética
Tecnología Cosmética
Tecser Laboratorios
Teeb Al Masharib
Terceirize Cosmético
Thai Ho Group
The Perfume Factory
The Powder Company
THG LABS
TOA Inc.
Tokiwa Corporation
Topway Hair Care
Torf Corporation Sp. z o.o.
Toyo Beauty Co., Ltd.
TSC LABS
TSG Factory
TSP Solutions Pte Ltd
Twincraft Skincare
UCL
Unaro Nordic
Unathi Madagascar
United Group Cosmetics
Universal Toiletries Corporation Limited
Urist Cosmetics Inc.
VARCAP by Antobrillitos
Vasa Cosmetics Private Limited
VERAL S.A.
Viet Huong Cosmetics

Table 1078 - continued

Company
Vimac Cosmetics Joint Stock Company
Vita Santé
Vita-Derma
Vitelle Labs
Voyant Beauty
VVF Limited
Weckerle GmbH
Wimo Cosmetics
Wormser Group
WWP Beauty
XJ Beauty
Yemyesil Cosmetics
Yobel
Yu Kosmo
Z.H INDUSTRIA COSMETICA
ZH Formulation
Zinplex Cosmetics

26. Key Experts

The represented executives, research and cosmetic-science specialists, academic faculty, association and regulatory leaders, advisers, and beauty-industry information professionals hold roles relevant to Cosmetics ODM development, commissioning relationships, product positioning, and market access. Their organizations and country perspectives span the Americas, Europe, Asia-Pacific, the Middle East, and Africa, providing professional context for a Global study without implying comprehensive representation of every market or buyer category.

Table 1079. Global Cosmetics ODM Market, Key Experts

Name	Professional Role	Organization	Country
Aayush Gupta	Founder and Director	Bo International	India
Ahmet Pura	Chairman	Kozmetik ve Temizlik Ürünleri Sanayicileri Derneği (KTSD)	Turkey
Akiko Okabe	Editor-in-Chief, BeautyTech.jp	istyle Inc.	Japan
Alain Khaiat	President	Seers Consulting	Singapore
Alexandra Kowcz	Chief Scientist and Executive Vice President, Science	Personal Care Products Council	United States
Amanda Lim	Editor, CosmeticsDesign-Asia	William Reed	Singapore
Amna Abbas	Consultant, Beauty and Fashion	Euromonitor International	United Arab Emirates
Andrew McDougall	Director, Beauty & Personal Care	Mintel	United Kingdom
André Rolim Baby	Professor of Pharmaceutical Sciences and Cosmetic Technology	Universidade de São Paulo	Brazil
Belinda Carli	Director	Institute of Personal Care Science	Australia
Bernard Fraisse	Founder and President	Fareva	France
Birgit Huber	Deputy Director-General and Head of Beauty Care	German Cosmetic, Toiletry, Perfumery and Detergent Association	Germany
Bradley Wagemaker	Medical Director	Lamelle Research Laboratories	South Africa
Bronwyn Capanna	Executive Director	Accord Australasia	Australia
Carrie Mellage	Vice President, Consumer Products	Kline & Company	United States
Cho Im-rae	Chairman and Co-Chief Executive Officer	Cosmecca Korea	South Korea
Choi Hyun-kyu	Chief Executive Officer	Kolmar Korea	South Korea
Choi Kyung	Chief Executive Officer, China	COSMAX China	China

Table 1079 - continued

Name	Professional Role	Organization	Country
Christophe Winckler	Founder and President	Lessonia	France
Christopher Goncalo	Chief Operating Officer	Huda Beauty	United Arab Emirates
Craig Brock	Director, Policy and Public Affairs	Accord Australasia	Australia
Dagmar Chlosta	Managing Director	Faber-Castell Cosmetics	Germany
Daniel Gonzaga	Research and Innovation Director	Natura	Brazil
Dario Ferrari	Founder and President	Intercos	Italy
David Chung	Founder and Chief Executive Officer	iLABS	United States
Des Fernandes	Founder and Scientific Director	Environ Skin Care	South Africa
Elisabete Pereira dos Santos	Professor of Pharmaceutical Technology and Cosmetology	Universidade Federal do Rio de Janeiro	Brazil
Emma Meredith	Director-General	Cosmetic, Toiletry and Perfumery Association	United Kingdom
Fabrizio Penasso	Co-Founder and President	b.kolormakeup & skincare	Italy
Figen Tırnaksız	Professor of Pharmaceutical Technology	Gazi University	Turkey
Flyn Roberts	Show Director, Beautyworld Middle East	Messe Frankfurt Middle East	United Arab Emirates
Francine Lamoriello	Executive Vice President, Global Strategies	Personal Care Products Council	United States
Franziska Wandrey	Research Manager	Mibelle Biochemistry	Switzerland
Fred Zülli	Founder and Managing Director	Mibelle Biochemistry	Switzerland
Garth Wyllie	Executive Director	Cosmetics New Zealand	New Zealand
Gavin Collier	Co-Founder and Chief Executive Officer	Dynamic Blending	United States
Gerald Renner	Director, Technical Regulatory Affairs	Cosmetics Europe	Belgium
Ginger King	Founder and President	Grace Kingdom Beauty	United States
Gustavo Dieamant	Cosmetics Research and Development Scientist	Grupo Boticário	Brazil
Irina Barbalova	Global Lead, Health and Beauty	Euromonitor International	United Kingdom
Jennifer Novakovich	Founder and Director	The Eco Well	Canada
John Chave	Director-General	Cosmetics Europe	Belgium

Table 1079 - continued

Name	Professional Role	Organization	Country
John Knowlton	Founder and Cosmetic Formulation Consultant	Cosmetic Solutions	South Africa
John Staton	Scientific Director	Eurofins Dermatest	Australia
Jordan Erskine	Co-Founder and President	Dynamic Blending	United States
João Carlos Basilio	Executive President	Associação Brasileira da Indústria de Higiene Pessoal, Perfumaria e Cosméticos (ABIHPEC)	Brazil
Juan Carlos Castro	Executive Director, Cosmetics and Cleaning Industry Chamber	Asociación Nacional de Empresarios de Colombia (ANDI)	Colombia
Judey Pretorius	Co-founder and Biochemical Scientist	Biomedical Emporium	South Africa
Jörg Karas	Managing Director	Schwan Cosmetics	Germany
Karen Doskow	Director, Consumer Products	Kline & Company	United States
Kayla Villena	Head of Beauty and Personal Care	Euromonitor International	United States
Kelly Dobos	Adjunct Assistant Professor, Cosmetic Science	University of Cincinnati	United States
KinShen Chan	Senior Beauty and Personal Care Analyst	Mintel	Singapore
Krupa Koestline	Founder and Cosmetic Chemist	KKT Consultants	United States
Lamees Hamdan	Founder	SHIFFA Beauty	United Arab Emirates
Larissa Jensen	Beauty Industry Advisor	Circana	United States
Lee Kyung-soo	Founder and Chairman	COSMAX	South Korea
Levent Kahrıman	Chairman	Kozmetik Üreticileri ve Araştırmacıları Derneği (KÜAD)	Turkey
Lionel Krause	Co-founder	Lamelle Research Laboratories	South Africa
Lorena Rigo Gaspar	Professor of Pharmaceutical and Cosmetic Technology	Universidade de São Paulo	Brazil
Lucas Portilho	Scientific Director	Consulfarma	Brazil
Luciana Hashiba	Professor of Innovation Management; Former Natura Innovation Executive	Fundação Getulio Vargas (FGV EAESP)	Brazil
Maria Valéria Robles Velasco	Professor of Cosmetology and Pharmaceutical Technology	Universidade de São Paulo	Brazil
Mark Chandler	President	ACT Solutions Corp.	United States
Mark Smith	Director-General	NATRUE	Belgium

Table 1079 - continued

Name	Professional Role	Organization	Country
Mary-Ann Musangi	Managing Director	Haco Industries Kenya	Kenya
Miguel González	President	Cámara Argentina de la Industria de Cosmética y Perfumería (CAPA)	Argentina
Miriam Zehavi	Founder and President	Christina Cosmeceuticals	Israel
Mohit Goel	Founder and Managing Director	Vedic Cosmeceuticals	India
Mojisola Adeyeye	Director-General	National Agency for Food and Drug Administration and Control	Nigeria
Namrita Lall	Professor of Medicinal Plant Science	University of Pretoria	South Africa
Nicole Fall	Founder	Asian Consumer Intelligence	Singapore
Nurit Harel	Co-Chairwoman	Dr. Fischer	Israel
Olivia Santoni	Founder and Chief Executive Officer	Bloom Regulatory	United Kingdom
Park Eun-hee	Co-Chief Executive Officer	Cosmecca Korea	South Korea
Park Myung-sam	Head of Research and Innovation Center	COSMAX	South Korea
Patrícia Maria Berardo Gonçalves Maia Campos	Professor of Cosmetic Science	Universidade de São Paulo	Brazil
Perry Romanowski	Co-Founder and Cosmetic Science Educator	Chemists Corner	United States
Renata Amaral	Head of Technical and Regulatory Affairs	Associação Brasileira da Indústria de Higiene Pessoal, Perfumaria e Cosméticos (ABIHPEC)	Brazil
Renato Semerari	Chief Executive Officer	Intercos	Italy
Robert Agresti	President and Chief Executive Officer	MANA Products	United States
Ronit Segev	Founder and Chief Executive Officer	BIOFOR	Israel
Sameer Kothari	Managing Director	Hindustan Foods Limited	India
Sharon Bolel	Assistant Executive Director	South African Association of the Flavour & Fragrance Industry	South Africa
Sharon Kwek	Director, Beauty and Personal Care, South APAC	Mintel	Singapore
Stevi Lowmass	Founder and Chief Executive Officer	The Camel Soap Factory	United Arab Emirates

Table 1079 - continued

Name	Professional Role	Organization	Country
Stewart Long	Chief Executive Officer	Cutest Systems	United Kingdom
Susan Goldsberry	Founder and President	Benchmark Cosmetic Laboratories (KDC/ONE)	United States
Tom Myers	President and Chief Executive Officer	Personal Care Products Council	United States
Tony de Barros	Co-founder and Director	Lamelle Research Laboratories	South Africa
Tony Gough	Director of Innovation and Technical Development, Personal Care	Innospec	United Kingdom
Trevor Steyn	Founder and Cosmetic Scientist	Esse Skincare	South Africa
Valerie George	Founder and President	Simply Formulas	United States
Verônica Kato	In-house Perfumer	Natura	Brazil
Victor Fernandes	Product Innovation Executive	Natura	Brazil
Vivienne Rudd	Director of Global Innovation and Insight, Beauty & Personal Care	Mintel	United Kingdom
Vânia Rocha Rodrigues Leite	Professor of Pharmaceutical Sciences and Cosmetology	Universidade Federal de São Paulo	Brazil
Warren Becker	Chief Executive Officer	Cosmetic Solutions	United States
Yasemin Yazan	Professor of Pharmaceutical Technology	Anadolu University	Turkey
Zeev Maor	Co-Founder and Vice President of Research and Development	AHAVA Dead Sea Laboratories	Israel
Zoubida Charrouf	Professor of Chemistry	Mohammed V University in Rabat	Morocco
Ángel Acevedo	President, Peruvian Cosmetics and Hygiene Committee (COPECOH)	Cámara de Comercio de Lima	Peru

List of Figures

Figure 1. Global Cosmetics ODM Market, Years Considered for the Study 22
Figure 2. Global Cosmetics ODM Market, Research Design 24
Figure 3. Global Cosmetics ODM Market, Research Framework 26
Figure 4. Global Cosmetics ODM Market, Data Triangulation 28
Figure 5. Global Cosmetics ODM Market Size, 2017-2032 36
Figure 6. Global Cosmetics ODM Market, Key Growth contribution, 2025-2032 37
Figure 7. Global Cosmetics ODM Market Size, by Product Category, 2025 vs 2032 (%) 75
Figure 8. Global Cosmetics ODM Market Size, by Product Category, 2025 vs 2026 vs 2032 76
Figure 9. Global Cosmetics ODM Market, by Product Format: Market share evolution, 2025-2032 149
Figure 10. Global Cosmetics ODM Market, by Product Format: Market size by category, 2025 149
Figure 11. Global Cosmetics ODM Market, by Product Format: Market size and growth, 2025-2032 150
Figure 12. Global Cosmetics ODM Market, by Formulation Water Basis: Market share evolution, 2025-2032 175
Figure 13. Global Cosmetics ODM Market, by Formulation Water Basis: Market size by category, 2025 175
Figure 14. Global Cosmetics ODM Market, by Usage Setting: Market share evolution, 2025-2032 181
Figure 15. Global Cosmetics ODM Market, by Usage Setting: Market size by category, 2025 181
Figure 16. Global Cosmetics ODM Market, by Usage Setting: Market size and growth, 2025-2032 182
Figure 17. Global Cosmetics ODM Market, by Commissioning Buyer: Market share evolution, 2025-2032 189
Figure 18. Global Cosmetics ODM Market, by Commissioning Buyer: Market size by category, 2025 189
Figure 19. Global Cosmetics ODM Market, by Commissioning Buyer: Market size and growth, 2025-2032 190
Figure 20. Global Cosmetics ODM Market, by Supply Completion: Market share evolution, 2025-2032 201
Figure 21. Global Cosmetics ODM Market, by Supply Completion: Market size by category, 2025 201
Figure 22. Global Cosmetics ODM Market, by Supply Completion: Market size and growth, 2025-2032 202
Figure 23. Global Cosmetics ODM Market, by Manufacturing Execution: Market share evolution, 2025-2032 209
Figure 24. Global Cosmetics ODM Market, by Manufacturing Execution: Market size by category, 2025 209
Figure 25. Global Cosmetics ODM Market, by Manufacturing Execution: Market size and growth, 2025-2032 210

Figure 26. Global Cosmetics ODM Market, by Procurement Channel: Market share evolution, 2025-2032 217
Figure 27. Global Cosmetics ODM Market, by Procurement Channel: Market size by category, 2025 217
Figure 28. Global Cosmetics ODM Market, by Target Price Tier: Market share evolution, 2025-2032 223
Figure 29. Global Cosmetics ODM Market, by Target Price Tier: Market size by category, 2025 223
Figure 30. Global Cosmetics ODM Market, by Target Price Tier: Market size and growth, 2025-2032 224
Figure 31. Global Cosmetics ODM Market, by Development Model: Market share evolution, 2025-2032 235
Figure 32. Global Cosmetics ODM Market, by Development Model: Market size by category, 2025 235
Figure 33. Global Cosmetics ODM Market, by Development Model: Market size and growth, 2025-2032 236
Figure 34. Global Cosmetics ODM Market, by Formula Ownership: Market share evolution, 2025-2032 243
Figure 35. Global Cosmetics ODM Market Size, by Formula Ownership, 2025 vs 2026 vs 2032 243
Figure 36. Global Cosmetics ODM Market, by Formula Ownership: Market size and growth, 2025-2032 244
Figure 37. Global Cosmetics ODM Market, by Regulatory Pathway: Market share evolution, 2025-2032 252
Figure 38. Global Cosmetics ODM Market, by Regulatory Pathway: Market size by category, 2025 252
Figure 39. Global Cosmetics ODM Market, by Regulatory Pathway: Market size and growth, 2025-2032 253
Figure 40. Global Cosmetics ODM Market, by Natural and Organic Status: Market share evolution, 2025-2032 262
Figure 41. Global Cosmetics ODM Market, by Natural and Organic Status: Market size by category, 2025 262
Figure 42. Global Cosmetics ODM Market, by Natural and Organic Status: Market size and growth, 2025-2032 263
Figure 43. Global Cosmetics ODM Market, by Region: Market share evolution, 2025-2032 272
Figure 44. Global Cosmetics ODM Market, by Region: Market size by category, 2025 272
Figure 45. Global Cosmetics ODM Market, Regional growth by Formulation Water Basis, 2025-2032 (CAGR %) 273
Figure 46. Global Cosmetics ODM Market Size, by Group, 2025 vs 2026 vs 2032 325
Figure 47. Global Cosmetics ODM Market Size, by Country, 2025 vs 2032 (%) 380
Figure 48. Global Cosmetics ODM Market Size, by Country, 2025 vs 2026 vs 2032 381
Figure 49. Global Cosmetics ODM Market, Forecast growth by country, 2025-2032 (CAGR %) 381
Figure 50. Global Cosmetics ODM Market Share, by Key Player, 2025 491

List of Tables

Table 1. Global Cosmetics ODM Market Segmentation & Coverage 18
Table 2. Global Cosmetics ODM Market Size, 2017-2032 (USD Million) 36
Table 3. Global Cosmetics ODM Market, Key Growth Contribution, 2025-2032 38
Table 4. Global Cosmetics ODM Market, by Product Category growth contribution, 2025-2032 77
Table 5. Global Cosmetics ODM Market Size, by Product Category, 2017-2032 (USD Million) 78
Table 6. Global Cosmetics ODM Market, by Skin Care growth contribution, 2025-2032 79
Table 7. Global Cosmetics ODM Market Size, by Skin Care, by Region, 2017-2032 (USD Million) 80
Table 8. Global Cosmetics ODM Market Size, by Skin Care, by Group, 2017-2032 (USD Million) 80
Table 9. Global Cosmetics ODM Market Size, by Skin Care, by Country, 2017-2032 (USD Million) 81
Table 10. Global Cosmetics ODM Market Size, by Moisturizing and Skin Conditioning, by Region, 2017-2032 (USD Million) 81
Table 11. Global Cosmetics ODM Market Size, by Moisturizing and Skin Conditioning, by Group, 2017-2032 (USD Million) 82
Table 12. Global Cosmetics ODM Market Size, by Moisturizing and Skin Conditioning, by Country, 2017-2032 (USD Million) 82
Table 13. Global Cosmetics ODM Market Size, by Anti-Aging and Tone Care, by Region, 2017-2032 (USD Million) 83
Table 14. Global Cosmetics ODM Market Size, by Anti-Aging and Tone Care, by Group, 2017-2032 (USD Million) 83
Table 15. Global Cosmetics ODM Market Size, by Anti-Aging and Tone Care, by Country, 2017-2032 (USD Million) 84
Table 16. Global Cosmetics ODM Market Size, by Facial Cleansing and Makeup Removal, by Region, 2017-2032 (USD Million) 84
Table 17. Global Cosmetics ODM Market Size, by Facial Cleansing and Makeup Removal, by Group, 2017-2032 (USD Million) 85
Table 18. Global Cosmetics ODM Market Size, by Facial Cleansing and Makeup Removal, by Country, 2017-2032 (USD Million) 85
Table 19. Global Cosmetics ODM Market Size, by Skin Exfoliation, by Region, 2017-2032 (USD Million) 86
Table 20. Global Cosmetics ODM Market Size, by Skin Exfoliation, by Group, 2017-2032 (USD Million) 86
Table 21. Global Cosmetics ODM Market Size, by Skin Exfoliation, by Country, 2017-2032 (USD Million) 87
Table 22. Global Cosmetics ODM Market, by Makeup growth contribution, 2025-2032 87
Table 23. Global Cosmetics ODM Market Size, by Makeup, by Region, 2017-2032 (USD Million) 88
Table 24. Global Cosmetics ODM Market Size, by Makeup, by Group, 2017-2032 (USD Million) 88
Table 25. Global Cosmetics ODM Market Size, by Makeup, by Country, 2017-2032 (USD Million) 89

Table 26. Global Cosmetics ODM Market Size, by Face Makeup, by Region, 2017-2032 (USD Million) 89
Table 27. Global Cosmetics ODM Market Size, by Face Makeup, by Group, 2017-2032 (USD Million) 90
Table 28. Global Cosmetics ODM Market Size, by Face Makeup, by Country, 2017-2032 (USD Million) 90
Table 29. Global Cosmetics ODM Market Size, by Lip Makeup, by Region, 2017-2032 (USD Million) 91
Table 30. Global Cosmetics ODM Market Size, by Lip Makeup, by Group, 2017-2032 (USD Million) 91
Table 31. Global Cosmetics ODM Market Size, by Lip Makeup, by Country, 2017-2032 (USD Million) 92
Table 32. Global Cosmetics ODM Market Size, by Eye and Brow Cosmetics, by Region, 2017-2032 (USD Million) 92
Table 33. Global Cosmetics ODM Market Size, by Eye and Brow Cosmetics, by Group, 2017-2032 (USD Million) 93
Table 34. Global Cosmetics ODM Market Size, by Eye and Brow Cosmetics, by Country, 2017-2032 (USD Million) 93
Table 35. Global Cosmetics ODM Market Size, by Body Makeup, by Region, 2017-2032 (USD Million) 94
Table 36. Global Cosmetics ODM Market Size, by Body Makeup, by Group, 2017-2032 (USD Million) 94
Table 37. Global Cosmetics ODM Market Size, by Body Makeup, by Country, 2017-2032 (USD Million) 95
Table 38. Global Cosmetics ODM Market, by Hair Care growth contribution, 2025-2032 95
Table 39. Global Cosmetics ODM Market Size, by Hair Care, by Region, 2017-2032 (USD Million) 96
Table 40. Global Cosmetics ODM Market Size, by Hair Care, by Group, 2017-2032 (USD Million) 96
Table 41. Global Cosmetics ODM Market Size, by Hair Care, by Country, 2017-2032 (USD Million) 97
Table 42. Global Cosmetics ODM Market Size, by Hair Cleansing, by Region, 2017-2032 (USD Million) 97
Table 43. Global Cosmetics ODM Market Size, by Hair Cleansing, by Group, 2017-2032 (USD Million) 98
Table 44. Global Cosmetics ODM Market Size, by Hair Cleansing, by Country, 2017-2032 (USD Million) 98
Table 45. Global Cosmetics ODM Market Size, by Hair Conditioning and Scalp Care, by Region, 2017-2032 (USD Million) 99
Table 46. Global Cosmetics ODM Market Size, by Hair Conditioning and Scalp Care, by Group, 2017-2032 (USD Million) 99
Table 47. Global Cosmetics ODM Market Size, by Hair Conditioning and Scalp Care, by Country, 2017-2032 (USD Million) 100
Table 48. Global Cosmetics ODM Market Size, by Hair Styling, by Region, 2017-2032 (USD Million) 100

Table 49. Global Cosmetics ODM Market Size, by Hair Styling, by Group, 2017-2032 (USD Million) 101
Table 50. Global Cosmetics ODM Market Size, by Hair Styling, by Country, 2017-2032 (USD Million) 101
Table 51. Global Cosmetics ODM Market Size, by Hair Texture Modification, by Region, 2017-2032 (USD Million) 102
Table 52. Global Cosmetics ODM Market Size, by Hair Texture Modification, by Group, 2017-2032 (USD Million) 102
Table 53. Global Cosmetics ODM Market Size, by Hair Texture Modification, by Country, 2017-2032 (USD Million) 103
Table 54. Global Cosmetics ODM Market Size, by Personal Fragrance, by Region, 2017-2032 (USD Million) 103
Table 55. Global Cosmetics ODM Market Size, by Personal Fragrance, by Group, 2017-2032 (USD Million) 104
Table 56. Global Cosmetics ODM Market Size, by Personal Fragrance, by Country, 2017-2032 (USD Million) 104
Table 57. Global Cosmetics ODM Market, by Sun and Tanning Care growth contribution, 2025-2032 105
Table 58. Global Cosmetics ODM Market Size, by Sun and Tanning Care, by Region, 2017-2032 (USD Million) 105
Table 59. Global Cosmetics ODM Market Size, by Sun and Tanning Care, by Group, 2017-2032 (USD Million) 105
Table 60. Global Cosmetics ODM Market Size, by Sun and Tanning Care, by Country, 2017-2032 (USD Million) 106
Table 61. Global Cosmetics ODM Market Size, by Sun Protection, by Region, 2017-2032 (USD Million) 106
Table 62. Global Cosmetics ODM Market Size, by Sun Protection, by Group, 2017-2032 (USD Million) 107
Table 63. Global Cosmetics ODM Market Size, by Sun Protection, by Country, 2017-2032 (USD Million) 107
Table 64. Global Cosmetics ODM Market Size, by Sunless Tanning, by Region, 2017-2032 (USD Million) 108
Table 65. Global Cosmetics ODM Market Size, by Sunless Tanning, by Group, 2017-2032 (USD Million) 108
Table 66. Global Cosmetics ODM Market Size, by Sunless Tanning, by Country, 2017-2032 (USD Million) 109
Table 67. Global Cosmetics ODM Market Size, by After-Sun Care, by Region, 2017-2032 (USD Million) 109
Table 68. Global Cosmetics ODM Market Size, by After-Sun Care, by Group, 2017-2032 (USD Million) 110
Table 69. Global Cosmetics ODM Market Size, by After-Sun Care, by Country, 2017-2032 (USD Million) 110
Table 70. Global Cosmetics ODM Market Size, by Sun-Tanning Care, by Region, 2017-2032 (USD Million) 111

Table 71. Global Cosmetics ODM Market Size, by Sun-Tanning Care, by Group, 2017-2032 (USD Million) 111
Table 72. Global Cosmetics ODM Market Size, by Sun-Tanning Care, by Country, 2017-2032 (USD Million) 112
Table 73. Global Cosmetics ODM Market, by Nail Cosmetics growth contribution, 2025-2032 112
Table 74. Global Cosmetics ODM Market Size, by Nail Cosmetics, by Region, 2017-2032 (USD Million) 113
Table 75. Global Cosmetics ODM Market Size, by Nail Cosmetics, by Group, 2017-2032 (USD Million) 113
Table 76. Global Cosmetics ODM Market Size, by Nail Cosmetics, by Country, 2017-2032 (USD Million) 114
Table 77. Global Cosmetics ODM Market Size, by Nail Color and Coatings, by Region, 2017-2032 (USD Million) 114
Table 78. Global Cosmetics ODM Market Size, by Nail Color and Coatings, by Group, 2017-2032 (USD Million) 115
Table 79. Global Cosmetics ODM Market Size, by Nail Color and Coatings, by Country, 2017-2032 (USD Million) 115
Table 80. Global Cosmetics ODM Market Size, by Nail Enhancement and Adhesives, by Region, 2017-2032 (USD Million) 116
Table 81. Global Cosmetics ODM Market Size, by Nail Enhancement and Adhesives, by Group, 2017-2032 (USD Million) 116
Table 82. Global Cosmetics ODM Market Size, by Nail Enhancement and Adhesives, by Country, 2017-2032 (USD Million) 117
Table 83. Global Cosmetics ODM Market Size, by Nail Product Removers, by Region, 2017-2032 (USD Million) 117
Table 84. Global Cosmetics ODM Market Size, by Nail Product Removers, by Group, 2017-2032 (USD Million) 118
Table 85. Global Cosmetics ODM Market Size, by Nail Product Removers, by Country, 2017-2032 (USD Million) 118
Table 86. Global Cosmetics ODM Market Size, by Nail and Cuticle Care, by Region, 2017-2032 (USD Million) 119
Table 87. Global Cosmetics ODM Market Size, by Nail and Cuticle Care, by Group, 2017-2032 (USD Million) 119
Table 88. Global Cosmetics ODM Market Size, by Nail and Cuticle Care, by Country, 2017-2032 (USD Million) 120
Table 89. Global Cosmetics ODM Market, by Bath and Body Cleansing growth contribution, 2025-2032 120
Table 90. Global Cosmetics ODM Market Size, by Bath and Body Cleansing, by Region, 2017-2032 (USD Million) 121
Table 91. Global Cosmetics ODM Market Size, by Bath and Body Cleansing, by Group, 2017-2032 (USD Million) 121
Table 92. Global Cosmetics ODM Market Size, by Bath and Body Cleansing, by Country, 2017-2032 (USD Million) 122
Table 93. Global Cosmetics ODM Market Size, by Body Cleansers, by Region, 2017-2032 (USD Million) 122

Table 94. Global Cosmetics ODM Market Size, by Body Cleansers, by Group, 2017-2032 (USD Million) 123
Table 95. Global Cosmetics ODM Market Size, by Body Cleansers, by Country, 2017-2032 (USD Million) 123
Table 96. Global Cosmetics ODM Market Size, by Bath Additives, by Region, 2017-2032 (USD Million) 124
Table 97. Global Cosmetics ODM Market Size, by Bath Additives, by Group, 2017-2032 (USD Million) 124
Table 98. Global Cosmetics ODM Market Size, by Bath Additives, by Country, 2017-2032 (USD Million) 125
Table 99. Global Cosmetics ODM Market, by Hair Coloring and Lightening growth contribution, 2025-2032 125
Table 100. Global Cosmetics ODM Market Size, by Hair Coloring and Lightening, by Region, 2017-2032 (USD Million) 126
Table 101. Global Cosmetics ODM Market Size, by Hair Coloring and Lightening, by Group, 2017-2032 (USD Million) 126
Table 102. Global Cosmetics ODM Market Size, by Hair Coloring and Lightening, by Country, 2017-2032 (USD Million) 127
Table 103. Global Cosmetics ODM Market Size, by Hair Colorants, by Region, 2017-2032 (USD Million) 127
Table 104. Global Cosmetics ODM Market Size, by Hair Colorants, by Group, 2017-2032 (USD Million) 128
Table 105. Global Cosmetics ODM Market Size, by Hair Colorants, by Country, 2017-2032 (USD Million) 128
Table 106. Global Cosmetics ODM Market Size, by Hair Lighteners, by Region, 2017-2032 (USD Million) 129
Table 107. Global Cosmetics ODM Market Size, by Hair Lighteners, by Group, 2017-2032 (USD Million) 129
Table 108. Global Cosmetics ODM Market Size, by Hair Lighteners, by Country, 2017-2032 (USD Million) 130
Table 109. Global Cosmetics ODM Market, by Oral Care growth contribution, 2025-2032 130
Table 110. Global Cosmetics ODM Market Size, by Oral Care, by Region, 2017-2032 (USD Million) 131
Table 111. Global Cosmetics ODM Market Size, by Oral Care, by Group, 2017-2032 (USD Million) 131
Table 112. Global Cosmetics ODM Market Size, by Oral Care, by Country, 2017-2032 (USD Million) 132
Table 113. Global Cosmetics ODM Market Size, by Dentifrices, by Region, 2017-2032 (USD Million) 132
Table 114. Global Cosmetics ODM Market Size, by Dentifrices, by Group, 2017-2032 (USD Million) 133
Table 115. Global Cosmetics ODM Market Size, by Dentifrices, by Country, 2017-2032 (USD Million) 133
Table 116. Global Cosmetics ODM Market Size, by Mouthwash and Breath Fresheners, by Region, 2017-2032 (USD Million) 134

Table 117. Global Cosmetics ODM Market Size, by Mouthwash and Breath Fresheners, by Group, 2017-2032 (USD Million) 134
Table 118. Global Cosmetics ODM Market Size, by Mouthwash and Breath Fresheners, by Country, 2017-2032 (USD Million) 135
Table 119. Global Cosmetics ODM Market Size, by Tooth Whitening, by Region, 2017-2032 (USD Million) 135
Table 120. Global Cosmetics ODM Market Size, by Tooth Whitening, by Group, 2017-2032 (USD Million) 136
Table 121. Global Cosmetics ODM Market Size, by Tooth Whitening, by Country, 2017-2032 (USD Million) 136
Table 122. Global Cosmetics ODM Market, by Deodorants and Antiperspirants growth contribution, 2025-2032 137
Table 123. Global Cosmetics ODM Market Size, by Deodorants and Antiperspirants, by Region, 2017-2032 (USD Million) 137
Table 124. Global Cosmetics ODM Market Size, by Deodorants and Antiperspirants, by Group, 2017-2032 (USD Million) 137
Table 125. Global Cosmetics ODM Market Size, by Deodorants and Antiperspirants, by Country, 2017-2032 (USD Million) 138
Table 126. Global Cosmetics ODM Market Size, by Antiperspirants, by Region, 2017-2032 (USD Million) 138
Table 127. Global Cosmetics ODM Market Size, by Antiperspirants, by Group, 2017-2032 (USD Million) 139
Table 128. Global Cosmetics ODM Market Size, by Antiperspirants, by Country, 2017-2032 (USD Million) 139
Table 129. Global Cosmetics ODM Market Size, by Deodorants, by Region, 2017-2032 (USD Million) 140
Table 130. Global Cosmetics ODM Market Size, by Deodorants, by Group, 2017-2032 (USD Million) 140
Table 131. Global Cosmetics ODM Market Size, by Deodorants, by Country, 2017-2032 (USD Million) 141
Table 132. Global Cosmetics ODM Market, by Shaving and Hair Removal growth contribution, 2025-2032 141
Table 133. Global Cosmetics ODM Market Size, by Shaving and Hair Removal, by Region, 2017-2032 (USD Million) 142
Table 134. Global Cosmetics ODM Market Size, by Shaving and Hair Removal, by Group, 2017-2032 (USD Million) 142
Table 135. Global Cosmetics ODM Market Size, by Shaving and Hair Removal, by Country, 2017-2032 (USD Million) 143
Table 136. Global Cosmetics ODM Market Size, by Shaving Care, by Region, 2017-2032 (USD Million) 143
Table 137. Global Cosmetics ODM Market Size, by Shaving Care, by Group, 2017-2032 (USD Million) 144
Table 138. Global Cosmetics ODM Market Size, by Shaving Care, by Country, 2017-2032 (USD Million) 144

Table 139. Global Cosmetics ODM Market Size, by Hair Removal, by Region, 2017-2032 (USD Million) 145
Table 140. Global Cosmetics ODM Market Size, by Hair Removal, by Group, 2017-2032 (USD Million) 145
Table 141. Global Cosmetics ODM Market Size, by Hair Removal, by Country, 2017-2032 (USD Million) 146
Table 142. Global Cosmetics ODM Market Size, by External Intimate Care, by Region, 2017-2032 (USD Million) 146
Table 143. Global Cosmetics ODM Market Size, by External Intimate Care, by Group, 2017-2032 (USD Million) 147
Table 144. Global Cosmetics ODM Market Size, by External Intimate Care, by Country, 2017-2032 (USD Million) 147
Table 145. Global Cosmetics ODM Market, by Product Format growth contribution, 2025-2032 150
Table 146. Global Cosmetics ODM Market Size, by Product Format, 2017-2032 (USD Million) 151
Table 147. Global Cosmetics ODM Market, by Semisolids growth contribution, 2025-2032 151
Table 148. Global Cosmetics ODM Market Size, by Semisolids, by Region, 2017-2032 (USD Million) 152
Table 149. Global Cosmetics ODM Market Size, by Semisolids, by Group, 2017-2032 (USD Million) 152
Table 150. Global Cosmetics ODM Market Size, by Semisolids, by Country, 2017-2032 (USD Million) 153
Table 151. Global Cosmetics ODM Market Size, by Creams and Lotions, by Region, 2017-2032 (USD Million) 153
Table 152. Global Cosmetics ODM Market Size, by Creams and Lotions, by Group, 2017-2032 (USD Million) 154
Table 153. Global Cosmetics ODM Market Size, by Creams and Lotions, by Country, 2017-2032 (USD Million) 154
Table 154. Global Cosmetics ODM Market Size, by Gels, by Region, 2017-2032 (USD Million) 155
Table 155. Global Cosmetics ODM Market Size, by Gels, by Group, 2017-2032 (USD Million) 155
Table 156. Global Cosmetics ODM Market Size, by Gels, by Country, 2017-2032 (USD Million) 156
Table 157. Global Cosmetics ODM Market Size, by Balms and Pastes, by Region, 2017-2032 (USD Million) 156
Table 158. Global Cosmetics ODM Market Size, by Balms and Pastes, by Group, 2017-2032 (USD Million) 157
Table 159. Global Cosmetics ODM Market Size, by Balms and Pastes, by Country, 2017-2032 (USD Million) 157
Table 160. Global Cosmetics ODM Market Size, by Liquids, by Region, 2017-2032 (USD Million) 158
Table 161. Global Cosmetics ODM Market Size, by Liquids, by Group, 2017-2032 (USD Million) 158
Table 162. Global Cosmetics ODM Market Size, by Liquids, by Country, 2017-2032 (USD Million) 159
Table 163. Global Cosmetics ODM Market, by Coherent Solids growth contribution, 2025-2032 159
Table 164. Global Cosmetics ODM Market Size, by Coherent Solids, by Region, 2017-2032 (USD Million) 160

Table 165. Global Cosmetics ODM Market Size, by Coherent Solids, by Group, 2017-2032 (USD Million) 160
Table 166. Global Cosmetics ODM Market Size, by Coherent Solids, by Country, 2017-2032 (USD Million) 161
Table 167. Global Cosmetics ODM Market Size, by Bars, Sticks, and Tablets, by Region, 2017-2032 (USD Million) 161
Table 168. Global Cosmetics ODM Market Size, by Bars, Sticks, and Tablets, by Group, 2017-2032 (USD Million) 162
Table 169. Global Cosmetics ODM Market Size, by Bars, Sticks, and Tablets, by Country, 2017-2032 (USD Million) 162
Table 170. Global Cosmetics ODM Market Size, by Pressed Powders, by Region, 2017-2032 (USD Million) 163
Table 171. Global Cosmetics ODM Market Size, by Pressed Powders, by Group, 2017-2032 (USD Million) 163
Table 172. Global Cosmetics ODM Market Size, by Pressed Powders, by Country, 2017-2032 (USD Million) 164
Table 173. Global Cosmetics ODM Market Size, by Solid Cosmetic Films, by Region, 2017-2032 (USD Million) 164
Table 174. Global Cosmetics ODM Market Size, by Solid Cosmetic Films, by Group, 2017-2032 (USD Million) 165
Table 175. Global Cosmetics ODM Market Size, by Solid Cosmetic Films, by Country, 2017-2032 (USD Million) 165
Table 176. Global Cosmetics ODM Market, by Cosmetic-Bearing Substrates growth contribution, 2025-2032 166
Table 177. Global Cosmetics ODM Market Size, by Cosmetic-Bearing Substrates, by Region, 2017-2032 (USD Million) 166
Table 178. Global Cosmetics ODM Market Size, by Cosmetic-Bearing Substrates, by Group, 2017-2032 (USD Million) 166
Table 179. Global Cosmetics ODM Market Size, by Cosmetic-Bearing Substrates, by Country, 2017-2032 (USD Million) 167
Table 180. Global Cosmetics ODM Market Size, by Cosmetic-Bearing Masks and Patches, by Region, 2017-2032 (USD Million) 167
Table 181. Global Cosmetics ODM Market Size, by Cosmetic-Bearing Masks and Patches, by Group, 2017-2032 (USD Million) 168
Table 182. Global Cosmetics ODM Market Size, by Cosmetic-Bearing Masks and Patches, by Country, 2017-2032 (USD Million) 168
Table 183. Global Cosmetics ODM Market Size, by Cosmetic-Bearing Wipes and Pads, by Region, 2017-2032 (USD Million) 169
Table 184. Global Cosmetics ODM Market Size, by Cosmetic-Bearing Wipes and Pads, by Group, 2017-2032 (USD Million) 169
Table 185. Global Cosmetics ODM Market Size, by Cosmetic-Bearing Wipes and Pads, by Country, 2017-2032 (USD Million) 170
Table 186. Global Cosmetics ODM Market Size, by Loose Powders and Granules, by Region, 2017-2032 (USD Million) 170

Table 187. Global Cosmetics ODM Market Size, by Loose Powders and Granules, by Group, 2017-2032 (USD Million) 171
Table 188. Global Cosmetics ODM Market Size, by Loose Powders and Granules, by Country, 2017-2032 (USD Million) 171
Table 189. Global Cosmetics ODM Market Size, by Foams and Mousses, by Region, 2017-2032 (USD Million) 172
Table 190. Global Cosmetics ODM Market Size, by Foams and Mousses, by Group, 2017-2032 (USD Million) 172
Table 191. Global Cosmetics ODM Market Size, by Foams and Mousses, by Country, 2017-2032 (USD Million) 173
Table 192. Global Cosmetics ODM Market, by Formulation Water Basis growth contribution, 2025-2032 175
Table 193. Global Cosmetics ODM Market Size, by Formulation Water Basis, 2017-2032 (USD Million) 176
Table 194. Global Cosmetics ODM Market Size, by Water-Containing Formulations, by Region, 2017-2032 (USD Million) 176
Table 195. Global Cosmetics ODM Market Size, by Water-Containing Formulations, by Group, 2017-2032 (USD Million) 177
Table 196. Global Cosmetics ODM Market Size, by Water-Containing Formulations, by Country, 2017-2032 (USD Million) 177
Table 197. Global Cosmetics ODM Market Size, by Anhydrous Formulations, by Region, 2017-2032 (USD Million) 178
Table 198. Global Cosmetics ODM Market Size, by Anhydrous Formulations, by Group, 2017-2032 (USD Million) 178
Table 199. Global Cosmetics ODM Market Size, by Anhydrous Formulations, by Country, 2017-2032 (USD Million) 179
Table 200. Global Cosmetics ODM Market, by Usage Setting growth contribution, 2025-2032 182
Table 201. Global Cosmetics ODM Market Size, by Usage Setting, 2017-2032 (USD Million) 182
Table 202. Global Cosmetics ODM Market Size, by Personal and Take-Home Use, by Region, 2017-2032 (USD Million) 183
Table 203. Global Cosmetics ODM Market Size, by Personal and Take-Home Use, by Group, 2017-2032 (USD Million) 184
Table 204. Global Cosmetics ODM Market Size, by Personal and Take-Home Use, by Country, 2017-2032 (USD Million) 184
Table 205. Global Cosmetics ODM Market Size, by Professional Treatment Use, by Region, 2017-2032 (USD Million) 185
Table 206. Global Cosmetics ODM Market Size, by Professional Treatment Use, by Group, 2017-2032 (USD Million) 185
Table 207. Global Cosmetics ODM Market Size, by Professional Treatment Use, by Country, 2017-2032 (USD Million) 186
Table 208. Global Cosmetics ODM Market Size, by Hospitality and Institutional Amenities, by Region, 2017-2032 (USD Million) 186
Table 209. Global Cosmetics ODM Market Size, by Hospitality and Institutional Amenities, by Group, 2017-2032 (USD Million) 187

Table 210. Global Cosmetics ODM Market Size, by Hospitality and Institutional Amenities, by Country, 2017-2032 (USD Million) 187
Table 211. Global Cosmetics ODM Market, by Commissioning Buyer growth contribution, 2025-2032 190
Table 212. Global Cosmetics ODM Market Size, by Commissioning Buyer, 2017-2032 (USD Million) 191
Table 213. Global Cosmetics ODM Market Size, by Beauty and Personal Care Brand Operators, by Region, 2017-2032 (USD Million) 192
Table 214. Global Cosmetics ODM Market Size, by Beauty and Personal Care Brand Operators, by Group, 2017-2032 (USD Million) 192
Table 215. Global Cosmetics ODM Market Size, by Beauty and Personal Care Brand Operators, by Country, 2017-2032 (USD Million) 193
Table 216. Global Cosmetics ODM Market Size, by Retailer Private-Label Operators, by Region, 2017-2032 (USD Million) 193
Table 217. Global Cosmetics ODM Market Size, by Retailer Private-Label Operators, by Group, 2017-2032 (USD Million) 194
Table 218. Global Cosmetics ODM Market Size, by Retailer Private-Label Operators, by Country, 2017-2032 (USD Million) 194
Table 219. Global Cosmetics ODM Market Size, by Importer and Distributor Brand Operators, by Region, 2017-2032 (USD Million) 195
Table 220. Global Cosmetics ODM Market Size, by Importer and Distributor Brand Operators, by Group, 2017-2032 (USD Million) 195
Table 221. Global Cosmetics ODM Market Size, by Importer and Distributor Brand Operators, by Country, 2017-2032 (USD Million) 196
Table 222. Global Cosmetics ODM Market Size, by Professional Beauty Businesses, by Region, 2017-2032 (USD Million) 196
Table 223. Global Cosmetics ODM Market Size, by Professional Beauty Businesses, by Group, 2017-2032 (USD Million) 197
Table 224. Global Cosmetics ODM Market Size, by Professional Beauty Businesses, by Country, 2017-2032 (USD Million) 197
Table 225. Global Cosmetics ODM Market Size, by Hospitality and Institutional Amenity Operators, by Region, 2017-2032 (USD Million) 198
Table 226. Global Cosmetics ODM Market Size, by Hospitality and Institutional Amenity Operators, by Group, 2017-2032 (USD Million) 198
Table 227. Global Cosmetics ODM Market Size, by Hospitality and Institutional Amenity Operators, by Country, 2017-2032 (USD Million) 199
Table 228. Global Cosmetics ODM Market, by Supply Completion growth contribution, 2025-2032 202
Table 229. Global Cosmetics ODM Market Size, by Supply Completion, 2017-2032 (USD Million) 202
Table 230. Global Cosmetics ODM Market Size, by Market-Ready Products, by Region, 2017-2032 (USD Million) 203
Table 231. Global Cosmetics ODM Market Size, by Market-Ready Products, by Group, 2017-2032 (USD Million) 203

Table 232. Global Cosmetics ODM Market Size, by Market-Ready Products, by Country, 2017-2032 (USD Million) 204
Table 233. Global Cosmetics ODM Market Size, by Filled Primary Packaging, by Region, 2017-2032 (USD Million) 204
Table 234. Global Cosmetics ODM Market Size, by Filled Primary Packaging, by Group, 2017-2032 (USD Million) 205
Table 235. Global Cosmetics ODM Market Size, by Filled Primary Packaging, by Country, 2017-2032 (USD Million) 205
Table 236. Global Cosmetics ODM Market Size, by Bulk Cosmetic Supply, by Region, 2017-2032 (USD Million) 206
Table 237. Global Cosmetics ODM Market Size, by Bulk Cosmetic Supply, by Group, 2017-2032 (USD Million) 206
Table 238. Global Cosmetics ODM Market Size, by Bulk Cosmetic Supply, by Country, 2017-2032 (USD Million) 207
Table 239. Global Cosmetics ODM Market, by Manufacturing Execution growth contribution, 2025-2032 210
Table 240. Global Cosmetics ODM Market Size, by Manufacturing Execution, 2017-2032 (USD Million) 210
Table 241. Global Cosmetics ODM Market Size, by ODM-Controlled Manufacturing, by Region, 2017-2032 (USD Million) 211
Table 242. Global Cosmetics ODM Market Size, by ODM-Controlled Manufacturing, by Group, 2017-2032 (USD Million) 211
Table 243. Global Cosmetics ODM Market Size, by ODM-Controlled Manufacturing, by Country, 2017-2032 (USD Million) 212
Table 244. Global Cosmetics ODM Market Size, by Partner-Executed Manufacturing, by Region, 2017-2032 (USD Million) 212
Table 245. Global Cosmetics ODM Market Size, by Partner-Executed Manufacturing, by Group, 2017-2032 (USD Million) 213
Table 246. Global Cosmetics ODM Market Size, by Partner-Executed Manufacturing, by Country, 2017-2032 (USD Million) 213
Table 247. Global Cosmetics ODM Market Size, by Hybrid Manufacturing, by Region, 2017-2032 (USD Million) 214
Table 248. Global Cosmetics ODM Market Size, by Hybrid Manufacturing, by Group, 2017-2032 (USD Million) 214
Table 249. Global Cosmetics ODM Market Size, by Hybrid Manufacturing, by Country, 2017-2032 (USD Million) 215
Table 250. Global Cosmetics ODM Market, by Procurement Channel growth contribution, 2025-2032 217
Table 251. Global Cosmetics ODM Market Size, by Procurement Channel, 2017-2032 (USD Million) 218
Table 252. Global Cosmetics ODM Market Size, by Direct ODM Engagement, by Region, 2017-2032 (USD Million) 218
Table 253. Global Cosmetics ODM Market Size, by Direct ODM Engagement, by Group, 2017-2032 (USD Million) 219

Table 254. Global Cosmetics ODM Market Size, by Direct ODM Engagement, by Country, 2017-2032 (USD Million) 219
Table 255. Global Cosmetics ODM Market Size, by Intermediary-Managed Procurement, by Region, 2017-2032 (USD Million) 220
Table 256. Global Cosmetics ODM Market Size, by Intermediary-Managed Procurement, by Group, 2017-2032 (USD Million) 220
Table 257. Global Cosmetics ODM Market Size, by Intermediary-Managed Procurement, by Country, 2017-2032 (USD Million) 221
Table 258. Global Cosmetics ODM Market, by Target Price Tier growth contribution, 2025-2032 224
Table 259. Global Cosmetics ODM Market Size, by Target Price Tier, 2017-2032 (USD Million) 224
Table 260. Global Cosmetics ODM Market Size, by Mass Market, by Region, 2017-2032 (USD Million) 225
Table 261. Global Cosmetics ODM Market Size, by Mass Market, by Group, 2017-2032 (USD Million) 225
Table 262. Global Cosmetics ODM Market Size, by Mass Market, by Country, 2017-2032 (USD Million) 226
Table 263. Global Cosmetics ODM Market Size, by Entry Prestige, by Region, 2017-2032 (USD Million) 226
Table 264. Global Cosmetics ODM Market Size, by Entry Prestige, by Group, 2017-2032 (USD Million) 227
Table 265. Global Cosmetics ODM Market Size, by Entry Prestige, by Country, 2017-2032 (USD Million) 227
Table 266. Global Cosmetics ODM Market Size, by Prestige, by Region, 2017-2032 (USD Million) 228
Table 267. Global Cosmetics ODM Market Size, by Prestige, by Group, 2017-2032 (USD Million) 228
Table 268. Global Cosmetics ODM Market Size, by Prestige, by Country, 2017-2032 (USD Million) 229
Table 269. Global Cosmetics ODM Market Size, by Masstige, by Region, 2017-2032 (USD Million) 229
Table 270. Global Cosmetics ODM Market Size, by Masstige, by Group, 2017-2032 (USD Million) 230
Table 271. Global Cosmetics ODM Market Size, by Masstige, by Country, 2017-2032 (USD Million) 230
Table 272. Global Cosmetics ODM Market Size, by True Luxury, by Region, 2017-2032 (USD Million) 231
Table 273. Global Cosmetics ODM Market Size, by True Luxury, by Group, 2017-2032 (USD Million) 231
Table 274. Global Cosmetics ODM Market Size, by True Luxury, by Country, 2017-2032 (USD Million) 232
Table 275. Global Cosmetics ODM Market Size, by Ultra-Luxury, by Region, 2017-2032 (USD Million) 232
Table 276. Global Cosmetics ODM Market Size, by Ultra-Luxury, by Group, 2017-2032 (USD Million) 233

Table 277. Global Cosmetics ODM Market Size, by Ultra-Luxury, by Country, 2017-2032 (USD Million) 233
Table 278. Global Cosmetics ODM Market, by Development Model growth contribution, 2025-2032 236
Table 279. Global Cosmetics ODM Market Size, by Development Model, 2017-2032 (USD Million) 236
Table 280. Global Cosmetics ODM Market Size, by Custom Formula Development, by Region, 2017-2032 (USD Million) 237
Table 281. Global Cosmetics ODM Market Size, by Custom Formula Development, by Group, 2017-2032 (USD Million) 237
Table 282. Global Cosmetics ODM Market Size, by Custom Formula Development, by Country, 2017-2032 (USD Million) 238
Table 283. Global Cosmetics ODM Market Size, by Existing Formula Adaptation, by Region, 2017-2032 (USD Million) 238
Table 284. Global Cosmetics ODM Market Size, by Existing Formula Adaptation, by Group, 2017-2032 (USD Million) 239
Table 285. Global Cosmetics ODM Market Size, by Existing Formula Adaptation, by Country, 2017-2032 (USD Million) 239
Table 286. Global Cosmetics ODM Market Size, by Catalog Formula Adoption, by Region, 2017-2032 (USD Million) 240
Table 287. Global Cosmetics ODM Market Size, by Catalog Formula Adoption, by Group, 2017-2032 (USD Million) 240
Table 288. Global Cosmetics ODM Market Size, by Catalog Formula Adoption, by Country, 2017-2032 (USD Million) 241
Table 289. Global Cosmetics ODM Market, by Formula Ownership growth contribution, 2025-2032 244
Table 290. Global Cosmetics ODM Market Size, by Formula Ownership, 2017-2032 (USD Million) 244
Table 291. Global Cosmetics ODM Market Size, by ODM-Owned, by Region, 2017-2032 (USD Million) 245
Table 292. Global Cosmetics ODM Market Size, by ODM-Owned, by Group, 2017-2032 (USD Million) 245
Table 293. Global Cosmetics ODM Market Size, by ODM-Owned, by Country, 2017-2032 (USD Million) 246
Table 294. Global Cosmetics ODM Market Size, by Buyer-Owned, by Region, 2017-2032 (USD Million) 246
Table 295. Global Cosmetics ODM Market Size, by Buyer-Owned, by Group, 2017-2032 (USD Million) 247
Table 296. Global Cosmetics ODM Market Size, by Buyer-Owned, by Country, 2017-2032 (USD Million) 247
Table 297. Global Cosmetics ODM Market Size, by Jointly Owned, by Region, 2017-2032 (USD Million) 248
Table 298. Global Cosmetics ODM Market Size, by Jointly Owned, by Group, 2017-2032 (USD Million) 248

Table 299. Global Cosmetics ODM Market Size, by Jointly Owned, by Country, 2017-2032 (USD Million) 249
Table 300. Global Cosmetics ODM Market Size, by Third-Party-Owned, by Region, 2017-2032 (USD Million) 249
Table 301. Global Cosmetics ODM Market Size, by Third-Party-Owned, by Group, 2017-2032 (USD Million) 250
Table 302. Global Cosmetics ODM Market Size, by Third-Party-Owned, by Country, 2017-2032 (USD Million) 250
Table 303. Global Cosmetics ODM Market, by Regulatory Pathway growth contribution, 2025-2032 253
Table 304. Global Cosmetics ODM Market Size, by Regulatory Pathway, 2017-2032 (USD Million) 253
Table 305. Global Cosmetics ODM Market Size, by Standard Cosmetics, by Region, 2017-2032 (USD Million) 254
Table 306. Global Cosmetics ODM Market Size, by Standard Cosmetics, by Group, 2017-2032 (USD Million) 255
Table 307. Global Cosmetics ODM Market Size, by Standard Cosmetics, by Country, 2017-2032 (USD Million) 255
Table 308. Global Cosmetics ODM Market Size, by Special and Functional Cosmetics, by Region, 2017-2032 (USD Million) 256
Table 309. Global Cosmetics ODM Market Size, by Special and Functional Cosmetics, by Group, 2017-2032 (USD Million) 256
Table 310. Global Cosmetics ODM Market Size, by Special and Functional Cosmetics, by Country, 2017-2032 (USD Million) 257
Table 311. Global Cosmetics ODM Market Size, by Drug and Quasi-Drug Crossover, by Region, 2017-2032 (USD Million) 257
Table 312. Global Cosmetics ODM Market Size, by Drug and Quasi-Drug Crossover, by Group, 2017-2032 (USD Million) 258
Table 313. Global Cosmetics ODM Market Size, by Drug and Quasi-Drug Crossover, by Country, 2017-2032 (USD Million) 258
Table 314. Global Cosmetics ODM Market Size, by Consumer-Product Soap, by Region, 2017-2032 (USD Million) 259
Table 315. Global Cosmetics ODM Market Size, by Consumer-Product Soap, by Group, 2017-2032 (USD Million) 259
Table 316. Global Cosmetics ODM Market Size, by Consumer-Product Soap, by Country, 2017-2032 (USD Million) 260
Table 317. Global Cosmetics ODM Market, by Natural and Organic Status growth contribution, 2025-2032 263
Table 318. Global Cosmetics ODM Market Size, by Natural and Organic Status, 2017-2032 (USD Million) 263
Table 319. Global Cosmetics ODM Market Size, by No Natural or Organic Positioning, by Region, 2017-2032 (USD Million) 264
Table 320. Global Cosmetics ODM Market Size, by No Natural or Organic Positioning, by Group, 2017-2032 (USD Million) 265

Table 321. Global Cosmetics ODM Market Size, by No Natural or Organic Positioning, by Country, 2017-2032 (USD Million) 265
Table 322. Global Cosmetics ODM Market Size, by Uncertified Natural or Organic Claims, by Region, 2017-2032 (USD Million) 266
Table 323. Global Cosmetics ODM Market Size, by Uncertified Natural or Organic Claims, by Group, 2017-2032 (USD Million) 266
Table 324. Global Cosmetics ODM Market Size, by Uncertified Natural or Organic Claims, by Country, 2017-2032 (USD Million) 267
Table 325. Global Cosmetics ODM Market Size, by Natural Certification, by Region, 2017-2032 (USD Million) 267
Table 326. Global Cosmetics ODM Market Size, by Natural Certification, by Group, 2017-2032 (USD Million) 268
Table 327. Global Cosmetics ODM Market Size, by Natural Certification, by Country, 2017-2032 (USD Million) 268
Table 328. Global Cosmetics ODM Market Size, by Organic Certification, by Region, 2017-2032 (USD Million) 269
Table 329. Global Cosmetics ODM Market Size, by Organic Certification, by Group, 2017-2032 (USD Million) 269
Table 330. Global Cosmetics ODM Market Size, by Organic Certification, by Country, 2017-2032 (USD Million) 270
Table 331. Global Cosmetics ODM Market, by Region growth contribution, 2025-2032 273
Table 332. Global Cosmetics ODM Market Size, by Region, 2017-2032 (USD Million) 273
Table 333. Asia-Pacific Cosmetics ODM Market, by Country growth contribution, 2025-2032 275
Table 334. Asia-Pacific Cosmetics ODM Market Size, by Region, 2017-2032 (USD Million) 275
Table 335. Asia-Pacific Cosmetics ODM Market Size, by Product Category, 2017-2032 (USD Million) 276
Table 336. Asia-Pacific Cosmetics ODM Market Size, by Skin Care, 2017-2032 (USD Million) 276
Table 337. Asia-Pacific Cosmetics ODM Market Size, by Makeup, 2017-2032 (USD Million) 276
Table 338. Asia-Pacific Cosmetics ODM Market Size, by Hair Care, 2017-2032 (USD Million) 277
Table 339. Asia-Pacific Cosmetics ODM Market Size, by Sun and Tanning Care, 2017-2032 (USD Million) 277
Table 340. Asia-Pacific Cosmetics ODM Market Size, by Nail Cosmetics, 2017-2032 (USD Million) 277
Table 341. Asia-Pacific Cosmetics ODM Market Size, by Bath and Body Cleansing, 2017-2032 (USD Million) 277
Table 342. Asia-Pacific Cosmetics ODM Market Size, by Hair Coloring and Lightening, 2017-2032 (USD Million) 278
Table 343. Asia-Pacific Cosmetics ODM Market Size, by Oral Care, 2017-2032 (USD Million) 278
Table 344. Asia-Pacific Cosmetics ODM Market Size, by Deodorants and Antiperspirants, 2017-2032 (USD Million) 278
Table 345. Asia-Pacific Cosmetics ODM Market Size, by Shaving and Hair Removal, 2017-2032 (USD Million) 278
Table 346. Asia-Pacific Cosmetics ODM Market Size, by Product Format, 2017-2032 (USD Million) 279

Table 347. Asia-Pacific Cosmetics ODM Market Size, by Semisolids, 2017-2032 (USD Million) 279
Table 348. Asia-Pacific Cosmetics ODM Market Size, by Coherent Solids, 2017-2032 (USD Million) 279
Table 349. Asia-Pacific Cosmetics ODM Market Size, by Cosmetic-Bearing Substrates, 2017-2032 (USD Million) 279
Table 350. Asia-Pacific Cosmetics ODM Market Size, by Formulation Water Basis, 2017-2032 (USD Million) 280
Table 351. Asia-Pacific Cosmetics ODM Market Size, by Usage Setting, 2017-2032 (USD Million) 280
Table 352. Asia-Pacific Cosmetics ODM Market Size, by Commissioning Buyer, 2017-2032 (USD Million) 280
Table 353. Asia-Pacific Cosmetics ODM Market Size, by Supply Completion, 2017-2032 (USD Million) 280
Table 354. Asia-Pacific Cosmetics ODM Market Size, by Manufacturing Execution, 2017-2032 (USD Million) 281
Table 355. Asia-Pacific Cosmetics ODM Market Size, by Procurement Channel, 2017-2032 (USD Million) 281
Table 356. Asia-Pacific Cosmetics ODM Market Size, by Target Price Tier, 2017-2032 (USD Million) 281
Table 357. Asia-Pacific Cosmetics ODM Market Size, by Development Model, 2017-2032 (USD Million) 281
Table 358. Asia-Pacific Cosmetics ODM Market Size, by Formula Ownership, 2017-2032 (USD Million) 282
Table 359. Asia-Pacific Cosmetics ODM Market Size, by Regulatory Pathway, 2017-2032 (USD Million) 282
Table 360. Asia-Pacific Cosmetics ODM Market Size, by Natural and Organic Status, 2017-2032 (USD Million) 282
Table 361. Europe Cosmetics ODM Market, by Country growth contribution, 2025-2032 283
Table 362. Europe Cosmetics ODM Market Size, by Region, 2017-2032 (USD Million) 284
Table 363. Europe Cosmetics ODM Market Size, by Product Category, 2017-2032 (USD Million) 285
Table 364. Europe Cosmetics ODM Market Size, by Skin Care, 2017-2032 (USD Million) 285
Table 365. Europe Cosmetics ODM Market Size, by Makeup, 2017-2032 (USD Million) 285
Table 366. Europe Cosmetics ODM Market Size, by Hair Care, 2017-2032 (USD Million) 286
Table 367. Europe Cosmetics ODM Market Size, by Sun and Tanning Care, 2017-2032 (USD Million) 286
Table 368. Europe Cosmetics ODM Market Size, by Nail Cosmetics, 2017-2032 (USD Million) 286
Table 369. Europe Cosmetics ODM Market Size, by Bath and Body Cleansing, 2017-2032 (USD Million) 286
Table 370. Europe Cosmetics ODM Market Size, by Hair Coloring and Lightening, 2017-2032 (USD Million) 287
Table 371. Europe Cosmetics ODM Market Size, by Oral Care, 2017-2032 (USD Million) 287
Table 372. Europe Cosmetics ODM Market Size, by Deodorants and Antiperspirants, 2017-2032 (USD Million) 287

Table 373. Europe Cosmetics ODM Market Size, by Shaving and Hair Removal, 2017-2032 (USD Million) 287
Table 374. Europe Cosmetics ODM Market Size, by Product Format, 2017-2032 (USD Million) 288
Table 375. Europe Cosmetics ODM Market Size, by Semisolids, 2017-2032 (USD Million) 288
Table 376. Europe Cosmetics ODM Market Size, by Coherent Solids, 2017-2032 (USD Million) 288
Table 377. Europe Cosmetics ODM Market Size, by Cosmetic-Bearing Substrates, 2017-2032 (USD Million) 288
Table 378. Europe Cosmetics ODM Market Size, by Formulation Water Basis, 2017-2032 (USD Million) 289
Table 379. Europe Cosmetics ODM Market Size, by Usage Setting, 2017-2032 (USD Million) 289
Table 380. Europe Cosmetics ODM Market Size, by Commissioning Buyer, 2017-2032 (USD Million) 289
Table 381. Europe Cosmetics ODM Market Size, by Supply Completion, 2017-2032 (USD Million) 289
Table 382. Europe Cosmetics ODM Market Size, by Manufacturing Execution, 2017-2032 (USD Million) 290
Table 383. Europe Cosmetics ODM Market Size, by Procurement Channel, 2017-2032 (USD Million) 290
Table 384. Europe Cosmetics ODM Market Size, by Target Price Tier, 2017-2032 (USD Million) 290
Table 385. Europe Cosmetics ODM Market Size, by Development Model, 2017-2032 (USD Million) 290
Table 386. Europe Cosmetics ODM Market Size, by Formula Ownership, 2017-2032 (USD Million) 291
Table 387. Europe Cosmetics ODM Market Size, by Regulatory Pathway, 2017-2032 (USD Million) 291
Table 388. Europe Cosmetics ODM Market Size, by Natural and Organic Status, 2017-2032 (USD Million) 291
Table 389. North America Cosmetics ODM Market, by Country growth contribution, 2025-2032 292
Table 390. North America Cosmetics ODM Market Size, by Region, 2017-2032 (USD Million) 292
Table 391. North America Cosmetics ODM Market Size, by Product Category, 2017-2032 (USD Million) 292
Table 392. North America Cosmetics ODM Market Size, by Skin Care, 2017-2032 (USD Million) 293
Table 393. North America Cosmetics ODM Market Size, by Makeup, 2017-2032 (USD Million) 293
Table 394. North America Cosmetics ODM Market Size, by Hair Care, 2017-2032 (USD Million) 293
Table 395. North America Cosmetics ODM Market Size, by Sun and Tanning Care, 2017-2032 (USD Million) 293
Table 396. North America Cosmetics ODM Market Size, by Nail Cosmetics, 2017-2032 (USD Million) 294
Table 397. North America Cosmetics ODM Market Size, by Bath and Body Cleansing, 2017-2032 (USD Million) 294
Table 398. North America Cosmetics ODM Market Size, by Hair Coloring and Lightening, 2017-2032 (USD Million) 294
Table 399. North America Cosmetics ODM Market Size, by Oral Care, 2017-2032 (USD Million) 294

Table 400. North America Cosmetics ODM Market Size, by Deodorants and Antiperspirants, 2017-2032 (USD Million) 294
Table 401. North America Cosmetics ODM Market Size, by Shaving and Hair Removal, 2017-2032 (USD Million) 295
Table 402. North America Cosmetics ODM Market Size, by Product Format, 2017-2032 (USD Million) 295
Table 403. North America Cosmetics ODM Market Size, by Semisolids, 2017-2032 (USD Million) 295
Table 404. North America Cosmetics ODM Market Size, by Coherent Solids, 2017-2032 (USD Million) 295
Table 405. North America Cosmetics ODM Market Size, by Cosmetic-Bearing Substrates, 2017-2032 (USD Million) 296
Table 406. North America Cosmetics ODM Market Size, by Formulation Water Basis, 2017-2032 (USD Million) 296
Table 407. North America Cosmetics ODM Market Size, by Usage Setting, 2017-2032 (USD Million) 296
Table 408. North America Cosmetics ODM Market Size, by Commissioning Buyer, 2017-2032 (USD Million) 297
Table 409. North America Cosmetics ODM Market Size, by Supply Completion, 2017-2032 (USD Million) 297
Table 410. North America Cosmetics ODM Market Size, by Manufacturing Execution, 2017-2032 (USD Million) 297
Table 411. North America Cosmetics ODM Market Size, by Procurement Channel, 2017-2032 (USD Million) 297
Table 412. North America Cosmetics ODM Market Size, by Target Price Tier, 2017-2032 (USD Million) 298
Table 413. North America Cosmetics ODM Market Size, by Development Model, 2017-2032 (USD Million) 298
Table 414. North America Cosmetics ODM Market Size, by Formula Ownership, 2017-2032 (USD Million) 298
Table 415. North America Cosmetics ODM Market Size, by Regulatory Pathway, 2017-2032 (USD Million) 298
Table 416. North America Cosmetics ODM Market Size, by Natural and Organic Status, 2017-2032 (USD Million) 299
Table 417. Latin America Cosmetics ODM Market, by Country growth contribution, 2025-2032 299
Table 418. Latin America Cosmetics ODM Market Size, by Region, 2017-2032 (USD Million) 299
Table 419. Latin America Cosmetics ODM Market Size, by Product Category, 2017-2032 (USD Million) 300
Table 420. Latin America Cosmetics ODM Market Size, by Skin Care, 2017-2032 (USD Million) 300
Table 421. Latin America Cosmetics ODM Market Size, by Makeup, 2017-2032 (USD Million) 300
Table 422. Latin America Cosmetics ODM Market Size, by Hair Care, 2017-2032 (USD Million) 301
Table 423. Latin America Cosmetics ODM Market Size, by Sun and Tanning Care, 2017-2032 (USD Million) 301

Table 424. Latin America Cosmetics ODM Market Size, by Nail Cosmetics, 2017-2032 (USD Million) 301
Table 425. Latin America Cosmetics ODM Market Size, by Bath and Body Cleansing, 2017-2032 (USD Million) 301
Table 426. Latin America Cosmetics ODM Market Size, by Hair Coloring and Lightening, 2017-2032 (USD Million) 302
Table 427. Latin America Cosmetics ODM Market Size, by Oral Care, 2017-2032 (USD Million) 302
Table 428. Latin America Cosmetics ODM Market Size, by Deodorants and Antiperspirants, 2017-2032 (USD Million) 302
Table 429. Latin America Cosmetics ODM Market Size, by Shaving and Hair Removal, 2017-2032 (USD Million) 302
Table 430. Latin America Cosmetics ODM Market Size, by Product Format, 2017-2032 (USD Million) 303
Table 431. Latin America Cosmetics ODM Market Size, by Semisolids, 2017-2032 (USD Million) 303
Table 432. Latin America Cosmetics ODM Market Size, by Coherent Solids, 2017-2032 (USD Million) 303
Table 433. Latin America Cosmetics ODM Market Size, by Cosmetic-Bearing Substrates, 2017-2032 (USD Million) 303
Table 434. Latin America Cosmetics ODM Market Size, by Formulation Water Basis, 2017-2032 (USD Million) 304
Table 435. Latin America Cosmetics ODM Market Size, by Usage Setting, 2017-2032 (USD Million) 304
Table 436. Latin America Cosmetics ODM Market Size, by Commissioning Buyer, 2017-2032 (USD Million) 304
Table 437. Latin America Cosmetics ODM Market Size, by Supply Completion, 2017-2032 (USD Million) 304
Table 438. Latin America Cosmetics ODM Market Size, by Manufacturing Execution, 2017-2032 (USD Million) 305
Table 439. Latin America Cosmetics ODM Market Size, by Procurement Channel, 2017-2032 (USD Million) 305
Table 440. Latin America Cosmetics ODM Market Size, by Target Price Tier, 2017-2032 (USD Million) 305
Table 441. Latin America Cosmetics ODM Market Size, by Development Model, 2017-2032 (USD Million) 305
Table 442. Latin America Cosmetics ODM Market Size, by Formula Ownership, 2017-2032 (USD Million) 306
Table 443. Latin America Cosmetics ODM Market Size, by Regulatory Pathway, 2017-2032 (USD Million) 306
Table 444. Latin America Cosmetics ODM Market Size, by Natural and Organic Status, 2017-2032 (USD Million) 306
Table 445. Middle East Cosmetics ODM Market, by Country growth contribution, 2025-2032 307
Table 446. Middle East Cosmetics ODM Market Size, by Region, 2017-2032 (USD Million) 307
Table 447. Middle East Cosmetics ODM Market Size, by Product Category, 2017-2032 (USD Million) 308

Table 448. Middle East Cosmetics ODM Market Size, by Skin Care, 2017-2032 (USD Million) 308
Table 449. Middle East Cosmetics ODM Market Size, by Makeup, 2017-2032 (USD Million) 308
Table 450. Middle East Cosmetics ODM Market Size, by Hair Care, 2017-2032 (USD Million) 309
Table 451. Middle East Cosmetics ODM Market Size, by Sun and Tanning Care, 2017-2032 (USD Million) 309
Table 452. Middle East Cosmetics ODM Market Size, by Nail Cosmetics, 2017-2032 (USD Million) 309
Table 453. Middle East Cosmetics ODM Market Size, by Bath and Body Cleansing, 2017-2032 (USD Million) 309
Table 454. Middle East Cosmetics ODM Market Size, by Hair Coloring and Lightening, 2017-2032 (USD Million) 310
Table 455. Middle East Cosmetics ODM Market Size, by Oral Care, 2017-2032 (USD Million) 310
Table 456. Middle East Cosmetics ODM Market Size, by Deodorants and Antiperspirants, 2017-2032 (USD Million) 310
Table 457. Middle East Cosmetics ODM Market Size, by Shaving and Hair Removal, 2017-2032 (USD Million) 310
Table 458. Middle East Cosmetics ODM Market Size, by Product Format, 2017-2032 (USD Million) 311
Table 459. Middle East Cosmetics ODM Market Size, by Semisolids, 2017-2032 (USD Million) 311
Table 460. Middle East Cosmetics ODM Market Size, by Coherent Solids, 2017-2032 (USD Million) 311
Table 461. Middle East Cosmetics ODM Market Size, by Cosmetic-Bearing Substrates, 2017-2032 (USD Million) 311
Table 462. Middle East Cosmetics ODM Market Size, by Formulation Water Basis, 2017-2032 (USD Million) 312
Table 463. Middle East Cosmetics ODM Market Size, by Usage Setting, 2017-2032 (USD Million) 312
Table 464. Middle East Cosmetics ODM Market Size, by Commissioning Buyer, 2017-2032 (USD Million) 312
Table 465. Middle East Cosmetics ODM Market Size, by Supply Completion, 2017-2032 (USD Million) 312
Table 466. Middle East Cosmetics ODM Market Size, by Manufacturing Execution, 2017-2032 (USD Million) 313
Table 467. Middle East Cosmetics ODM Market Size, by Procurement Channel, 2017-2032 (USD Million) 313
Table 468. Middle East Cosmetics ODM Market Size, by Target Price Tier, 2017-2032 (USD Million) 313
Table 469. Middle East Cosmetics ODM Market Size, by Development Model, 2017-2032 (USD Million) 313
Table 470. Middle East Cosmetics ODM Market Size, by Formula Ownership, 2017-2032 (USD Million) 314
Table 471. Middle East Cosmetics ODM Market Size, by Regulatory Pathway, 2017-2032 (USD Million) 314

Table 472. Middle East Cosmetics ODM Market Size, by Natural and Organic Status, 2017-2032 (USD Million) 314
Table 473. Africa Cosmetics ODM Market, by Country growth contribution, 2025-2032 315
Table 474. Africa Cosmetics ODM Market Size, by Region, 2017-2032 (USD Million) 315
Table 475. Africa Cosmetics ODM Market Size, by Product Category, 2017-2032 (USD Million) 316
Table 476. Africa Cosmetics ODM Market Size, by Skin Care, 2017-2032 (USD Million) 316
Table 477. Africa Cosmetics ODM Market Size, by Makeup, 2017-2032 (USD Million) 316
Table 478. Africa Cosmetics ODM Market Size, by Hair Care, 2017-2032 (USD Million) 317
Table 479. Africa Cosmetics ODM Market Size, by Sun and Tanning Care, 2017-2032 (USD Million) 317
Table 480. Africa Cosmetics ODM Market Size, by Nail Cosmetics, 2017-2032 (USD Million) 317
Table 481. Africa Cosmetics ODM Market Size, by Bath and Body Cleansing, 2017-2032 (USD Million) 317
Table 482. Africa Cosmetics ODM Market Size, by Hair Coloring and Lightening, 2017-2032 (USD Million) 318
Table 483. Africa Cosmetics ODM Market Size, by Oral Care, 2017-2032 (USD Million) 318
Table 484. Africa Cosmetics ODM Market Size, by Deodorants and Antiperspirants, 2017-2032 (USD Million) 318
Table 485. Africa Cosmetics ODM Market Size, by Shaving and Hair Removal, 2017-2032 (USD Million) 318
Table 486. Africa Cosmetics ODM Market Size, by Product Format, 2017-2032 (USD Million) 319
Table 487. Africa Cosmetics ODM Market Size, by Semisolids, 2017-2032 (USD Million) 319
Table 488. Africa Cosmetics ODM Market Size, by Coherent Solids, 2017-2032 (USD Million) 319
Table 489. Africa Cosmetics ODM Market Size, by Cosmetic-Bearing Substrates, 2017-2032 (USD Million) 319
Table 490. Africa Cosmetics ODM Market Size, by Formulation Water Basis, 2017-2032 (USD Million) 320
Table 491. Africa Cosmetics ODM Market Size, by Usage Setting, 2017-2032 (USD Million) 320
Table 492. Africa Cosmetics ODM Market Size, by Commissioning Buyer, 2017-2032 (USD Million) 320
Table 493. Africa Cosmetics ODM Market Size, by Supply Completion, 2017-2032 (USD Million) 320
Table 494. Africa Cosmetics ODM Market Size, by Manufacturing Execution, 2017-2032 (USD Million) 321
Table 495. Africa Cosmetics ODM Market Size, by Procurement Channel, 2017-2032 (USD Million) 321
Table 496. Africa Cosmetics ODM Market Size, by Target Price Tier, 2017-2032 (USD Million) 321
Table 497. Africa Cosmetics ODM Market Size, by Development Model, 2017-2032 (USD Million) 321
Table 498. Africa Cosmetics ODM Market Size, by Formula Ownership, 2017-2032 (USD Million) 322
Table 499. Africa Cosmetics ODM Market Size, by Regulatory Pathway, 2017-2032 (USD Million) 322

Table 500. Africa Cosmetics ODM Market Size, by Natural and Organic Status, 2017-2032 (USD Million) 322
Table 501. Global Cosmetics ODM Market Size, by Group, 2017-2032 (USD Million) 325
Table 502. NATO Cosmetics ODM Market, by Country growth contribution, 2025-2032 328
Table 503. NATO Cosmetics ODM Market Size, by Group, 2017-2032 (USD Million) 330
Table 504. NATO Cosmetics ODM Market Size, by Product Category, 2017-2032 (USD Million) 331
Table 505. NATO Cosmetics ODM Market Size, by Skin Care, 2017-2032 (USD Million) 331
Table 506. NATO Cosmetics ODM Market Size, by Makeup, 2017-2032 (USD Million) 331
Table 507. NATO Cosmetics ODM Market Size, by Hair Care, 2017-2032 (USD Million) 332
Table 508. NATO Cosmetics ODM Market Size, by Sun and Tanning Care, 2017-2032 (USD Million) 332
Table 509. NATO Cosmetics ODM Market Size, by Nail Cosmetics, 2017-2032 (USD Million) 332
Table 510. NATO Cosmetics ODM Market Size, by Bath and Body Cleansing, 2017-2032 (USD Million) 332
Table 511. NATO Cosmetics ODM Market Size, by Hair Coloring and Lightening, 2017-2032 (USD Million) 333
Table 512. NATO Cosmetics ODM Market Size, by Oral Care, 2017-2032 (USD Million) 333
Table 513. NATO Cosmetics ODM Market Size, by Deodorants and Antiperspirants, 2017-2032 (USD Million) 333
Table 514. NATO Cosmetics ODM Market Size, by Shaving and Hair Removal, 2017-2032 (USD Million) 333
Table 515. NATO Cosmetics ODM Market Size, by Product Format, 2017-2032 (USD Million) 334
Table 516. NATO Cosmetics ODM Market Size, by Semisolids, 2017-2032 (USD Million) 334
Table 517. NATO Cosmetics ODM Market Size, by Coherent Solids, 2017-2032 (USD Million) 334
Table 518. NATO Cosmetics ODM Market Size, by Cosmetic-Bearing Substrates, 2017-2032 (USD Million) 334
Table 519. NATO Cosmetics ODM Market Size, by Formulation Water Basis, 2017-2032 (USD Million) 335
Table 520. NATO Cosmetics ODM Market Size, by Usage Setting, 2017-2032 (USD Million) 335
Table 521. NATO Cosmetics ODM Market Size, by Commissioning Buyer, 2017-2032 (USD Million) 335
Table 522. NATO Cosmetics ODM Market Size, by Supply Completion, 2017-2032 (USD Million) 335
Table 523. NATO Cosmetics ODM Market Size, by Manufacturing Execution, 2017-2032 (USD Million) 336
Table 524. NATO Cosmetics ODM Market Size, by Procurement Channel, 2017-2032 (USD Million) 336
Table 525. NATO Cosmetics ODM Market Size, by Target Price Tier, 2017-2032 (USD Million) 336
Table 526. NATO Cosmetics ODM Market Size, by Development Model, 2017-2032 (USD Million) 336
Table 527. NATO Cosmetics ODM Market Size, by Formula Ownership, 2017-2032 (USD Million) 337
Table 528. NATO Cosmetics ODM Market Size, by Regulatory Pathway, 2017-2032 (USD Million) 337

Table 529. NATO Cosmetics ODM Market Size, by Natural and Organic Status, 2017-2032 (USD Million) 337
Table 530. G7 Cosmetics ODM Market, by Country growth contribution, 2025-2032 338
Table 531. G7 Cosmetics ODM Market Size, by Group, 2017-2032 (USD Million) 338
Table 532. G7 Cosmetics ODM Market Size, by Product Category, 2017-2032 (USD Million) 339
Table 533. G7 Cosmetics ODM Market Size, by Skin Care, 2017-2032 (USD Million) 339
Table 534. G7 Cosmetics ODM Market Size, by Makeup, 2017-2032 (USD Million) 339
Table 535. G7 Cosmetics ODM Market Size, by Hair Care, 2017-2032 (USD Million) 340
Table 536. G7 Cosmetics ODM Market Size, by Sun and Tanning Care, 2017-2032 (USD Million) 340
Table 537. G7 Cosmetics ODM Market Size, by Nail Cosmetics, 2017-2032 (USD Million) 340
Table 538. G7 Cosmetics ODM Market Size, by Bath and Body Cleansing, 2017-2032 (USD Million) 340
Table 539. G7 Cosmetics ODM Market Size, by Hair Coloring and Lightening, 2017-2032 (USD Million) 341
Table 540. G7 Cosmetics ODM Market Size, by Oral Care, 2017-2032 (USD Million) 341
Table 541. G7 Cosmetics ODM Market Size, by Deodorants and Antiperspirants, 2017-2032 (USD Million) 341
Table 542. G7 Cosmetics ODM Market Size, by Shaving and Hair Removal, 2017-2032 (USD Million) 341
Table 543. G7 Cosmetics ODM Market Size, by Product Format, 2017-2032 (USD Million) 342
Table 544. G7 Cosmetics ODM Market Size, by Semisolids, 2017-2032 (USD Million) 342
Table 545. G7 Cosmetics ODM Market Size, by Coherent Solids, 2017-2032 (USD Million) 342
Table 546. G7 Cosmetics ODM Market Size, by Cosmetic-Bearing Substrates, 2017-2032 (USD Million) 342
Table 547. G7 Cosmetics ODM Market Size, by Formulation Water Basis, 2017-2032 (USD Million) 343
Table 548. G7 Cosmetics ODM Market Size, by Usage Setting, 2017-2032 (USD Million) 343
Table 549. G7 Cosmetics ODM Market Size, by Commissioning Buyer, 2017-2032 (USD Million) 343
Table 550. G7 Cosmetics ODM Market Size, by Supply Completion, 2017-2032 (USD Million) 343
Table 551. G7 Cosmetics ODM Market Size, by Manufacturing Execution, 2017-2032 (USD Million) 344
Table 552. G7 Cosmetics ODM Market Size, by Procurement Channel, 2017-2032 (USD Million) 344
Table 553. G7 Cosmetics ODM Market Size, by Target Price Tier, 2017-2032 (USD Million) 344
Table 554. G7 Cosmetics ODM Market Size, by Development Model, 2017-2032 (USD Million) 344
Table 555. G7 Cosmetics ODM Market Size, by Formula Ownership, 2017-2032 (USD Million) 345
Table 556. G7 Cosmetics ODM Market Size, by Regulatory Pathway, 2017-2032 (USD Million) 345
Table 557. G7 Cosmetics ODM Market Size, by Natural and Organic Status, 2017-2032 (USD Million) 345
Table 558. BRICS Cosmetics ODM Market, by Country growth contribution, 2025-2032 346
Table 559. BRICS Cosmetics ODM Market Size, by Group, 2017-2032 (USD Million) 346
Table 560. BRICS Cosmetics ODM Market Size, by Product Category, 2017-2032 (USD Million) 346

Table 561. BRICS Cosmetics ODM Market Size, by Skin Care, 2017-2032 (USD Million) 347
Table 562. BRICS Cosmetics ODM Market Size, by Makeup, 2017-2032 (USD Million) 347
Table 563. BRICS Cosmetics ODM Market Size, by Hair Care, 2017-2032 (USD Million) 347
Table 564. BRICS Cosmetics ODM Market Size, by Sun and Tanning Care, 2017-2032 (USD Million) 347
Table 565. BRICS Cosmetics ODM Market Size, by Nail Cosmetics, 2017-2032 (USD Million) 348
Table 566. BRICS Cosmetics ODM Market Size, by Bath and Body Cleansing, 2017-2032 (USD Million) 348
Table 567. BRICS Cosmetics ODM Market Size, by Hair Coloring and Lightening, 2017-2032 (USD Million) 348
Table 568. BRICS Cosmetics ODM Market Size, by Oral Care, 2017-2032 (USD Million) 348
Table 569. BRICS Cosmetics ODM Market Size, by Deodorants and Antiperspirants, 2017-2032 (USD Million) 348
Table 570. BRICS Cosmetics ODM Market Size, by Shaving and Hair Removal, 2017-2032 (USD Million) 349
Table 571. BRICS Cosmetics ODM Market Size, by Product Format, 2017-2032 (USD Million) 349
Table 572. BRICS Cosmetics ODM Market Size, by Semisolids, 2017-2032 (USD Million) 349
Table 573. BRICS Cosmetics ODM Market Size, by Coherent Solids, 2017-2032 (USD Million) 349
Table 574. BRICS Cosmetics ODM Market Size, by Cosmetic-Bearing Substrates, 2017-2032 (USD Million) 350
Table 575. BRICS Cosmetics ODM Market Size, by Formulation Water Basis, 2017-2032 (USD Million) 350
Table 576. BRICS Cosmetics ODM Market Size, by Usage Setting, 2017-2032 (USD Million) 350
Table 577. BRICS Cosmetics ODM Market Size, by Commissioning Buyer, 2017-2032 (USD Million) 350
Table 578. BRICS Cosmetics ODM Market Size, by Supply Completion, 2017-2032 (USD Million) 351
Table 579. BRICS Cosmetics ODM Market Size, by Manufacturing Execution, 2017-2032 (USD Million) 351
Table 580. BRICS Cosmetics ODM Market Size, by Procurement Channel, 2017-2032 (USD Million) 351
Table 581. BRICS Cosmetics ODM Market Size, by Target Price Tier, 2017-2032 (USD Million) 351
Table 582. BRICS Cosmetics ODM Market Size, by Development Model, 2017-2032 (USD Million) 352
Table 583. BRICS Cosmetics ODM Market Size, by Formula Ownership, 2017-2032 (USD Million) 352
Table 584. BRICS Cosmetics ODM Market Size, by Regulatory Pathway, 2017-2032 (USD Million) 352
Table 585. BRICS Cosmetics ODM Market Size, by Natural and Organic Status, 2017-2032 (USD Million) 352
Table 586. European Union Cosmetics ODM Market, by Country growth contribution, 2025-2032 353
Table 587. European Union Cosmetics ODM Market Size, by Group, 2017-2032 (USD Million) 354

Table 588. European Union Cosmetics ODM Market Size, by Product Category, 2017-2032 (USD Million) 355
Table 589. European Union Cosmetics ODM Market Size, by Skin Care, 2017-2032 (USD Million) 355
Table 590. European Union Cosmetics ODM Market Size, by Makeup, 2017-2032 (USD Million) 355
Table 591. European Union Cosmetics ODM Market Size, by Hair Care, 2017-2032 (USD Million) 356
Table 592. European Union Cosmetics ODM Market Size, by Sun and Tanning Care, 2017-2032 (USD Million) 356
Table 593. European Union Cosmetics ODM Market Size, by Nail Cosmetics, 2017-2032 (USD Million) 356
Table 594. European Union Cosmetics ODM Market Size, by Bath and Body Cleansing, 2017-2032 (USD Million) 356
Table 595. European Union Cosmetics ODM Market Size, by Hair Coloring and Lightening, 2017-2032 (USD Million) 357
Table 596. European Union Cosmetics ODM Market Size, by Oral Care, 2017-2032 (USD Million) 357
Table 597. European Union Cosmetics ODM Market Size, by Deodorants and Antiperspirants, 2017-2032 (USD Million) 357
Table 598. European Union Cosmetics ODM Market Size, by Shaving and Hair Removal, 2017-2032 (USD Million) 357
Table 599. European Union Cosmetics ODM Market Size, by Product Format, 2017-2032 (USD Million) 358
Table 600. European Union Cosmetics ODM Market Size, by Semisolids, 2017-2032 (USD Million) 358
Table 601. European Union Cosmetics ODM Market Size, by Coherent Solids, 2017-2032 (USD Million) 358
Table 602. European Union Cosmetics ODM Market Size, by Cosmetic-Bearing Substrates, 2017-2032 (USD Million) 358
Table 603. European Union Cosmetics ODM Market Size, by Formulation Water Basis, 2017-2032 (USD Million) 359
Table 604. European Union Cosmetics ODM Market Size, by Usage Setting, 2017-2032 (USD Million) 359
Table 605. European Union Cosmetics ODM Market Size, by Commissioning Buyer, 2017-2032 (USD Million) 359
Table 606. European Union Cosmetics ODM Market Size, by Supply Completion, 2017-2032 (USD Million) 359
Table 607. European Union Cosmetics ODM Market Size, by Manufacturing Execution, 2017-2032 (USD Million) 360
Table 608. European Union Cosmetics ODM Market Size, by Procurement Channel, 2017-2032 (USD Million) 360
Table 609. European Union Cosmetics ODM Market Size, by Target Price Tier, 2017-2032 (USD Million) 360
Table 610. European Union Cosmetics ODM Market Size, by Development Model, 2017-2032 (USD Million) 360

Table 611. European Union Cosmetics ODM Market Size, by Formula Ownership, 2017-2032 (USD Million) 361
Table 612. European Union Cosmetics ODM Market Size, by Regulatory Pathway, 2017-2032 (USD Million) 361
Table 613. European Union Cosmetics ODM Market Size, by Natural and Organic Status, 2017-2032 (USD Million) 361
Table 614. ASEAN Cosmetics ODM Market, by Country growth contribution, 2025-2032 362
Table 615. ASEAN Cosmetics ODM Market Size, by Group, 2017-2032 (USD Million) 362
Table 616. ASEAN Cosmetics ODM Market Size, by Product Category, 2017-2032 (USD Million) 363
Table 617. ASEAN Cosmetics ODM Market Size, by Skin Care, 2017-2032 (USD Million) 363
Table 618. ASEAN Cosmetics ODM Market Size, by Makeup, 2017-2032 (USD Million) 363
Table 619. ASEAN Cosmetics ODM Market Size, by Hair Care, 2017-2032 (USD Million) 364
Table 620. ASEAN Cosmetics ODM Market Size, by Sun and Tanning Care, 2017-2032 (USD Million) 364
Table 621. ASEAN Cosmetics ODM Market Size, by Nail Cosmetics, 2017-2032 (USD Million) 364
Table 622. ASEAN Cosmetics ODM Market Size, by Bath and Body Cleansing, 2017-2032 (USD Million) 364
Table 623. ASEAN Cosmetics ODM Market Size, by Hair Coloring and Lightening, 2017-2032 (USD Million) 365
Table 624. ASEAN Cosmetics ODM Market Size, by Oral Care, 2017-2032 (USD Million) 365
Table 625. ASEAN Cosmetics ODM Market Size, by Deodorants and Antiperspirants, 2017-2032 (USD Million) 365
Table 626. ASEAN Cosmetics ODM Market Size, by Shaving and Hair Removal, 2017-2032 (USD Million) 365
Table 627. ASEAN Cosmetics ODM Market Size, by Product Format, 2017-2032 (USD Million) 366
Table 628. ASEAN Cosmetics ODM Market Size, by Semisolids, 2017-2032 (USD Million) 366
Table 629. ASEAN Cosmetics ODM Market Size, by Coherent Solids, 2017-2032 (USD Million) 366
Table 630. ASEAN Cosmetics ODM Market Size, by Cosmetic-Bearing Substrates, 2017-2032 (USD Million) 366
Table 631. ASEAN Cosmetics ODM Market Size, by Formulation Water Basis, 2017-2032 (USD Million) 367
Table 632. ASEAN Cosmetics ODM Market Size, by Usage Setting, 2017-2032 (USD Million) 367
Table 633. ASEAN Cosmetics ODM Market Size, by Commissioning Buyer, 2017-2032 (USD Million) 367
Table 634. ASEAN Cosmetics ODM Market Size, by Supply Completion, 2017-2032 (USD Million) 367
Table 635. ASEAN Cosmetics ODM Market Size, by Manufacturing Execution, 2017-2032 (USD Million) 368
Table 636. ASEAN Cosmetics ODM Market Size, by Procurement Channel, 2017-2032 (USD Million) 368
Table 637. ASEAN Cosmetics ODM Market Size, by Target Price Tier, 2017-2032 (USD Million) 368
Table 638. ASEAN Cosmetics ODM Market Size, by Development Model, 2017-2032 (USD Million) 368

Table 639. ASEAN Cosmetics ODM Market Size, by Formula Ownership, 2017-2032 (USD Million) 369
Table 640. ASEAN Cosmetics ODM Market Size, by Regulatory Pathway, 2017-2032 (USD Million) 369
Table 641. ASEAN Cosmetics ODM Market Size, by Natural and Organic Status, 2017-2032 (USD Million) 369
Table 642. GCC Cosmetics ODM Market, by Country growth contribution, 2025-2032 370
Table 643. GCC Cosmetics ODM Market Size, by Group, 2017-2032 (USD Million) 370
Table 644. GCC Cosmetics ODM Market Size, by Product Category, 2017-2032 (USD Million) 371
Table 645. GCC Cosmetics ODM Market Size, by Skin Care, 2017-2032 (USD Million) 371
Table 646. GCC Cosmetics ODM Market Size, by Makeup, 2017-2032 (USD Million) 371
Table 647. GCC Cosmetics ODM Market Size, by Hair Care, 2017-2032 (USD Million) 372
Table 648. GCC Cosmetics ODM Market Size, by Sun and Tanning Care, 2017-2032 (USD Million) 372
Table 649. GCC Cosmetics ODM Market Size, by Nail Cosmetics, 2017-2032 (USD Million) 372
Table 650. GCC Cosmetics ODM Market Size, by Bath and Body Cleansing, 2017-2032 (USD Million) 372
Table 651. GCC Cosmetics ODM Market Size, by Hair Coloring and Lightening, 2017-2032 (USD Million) 373
Table 652. GCC Cosmetics ODM Market Size, by Oral Care, 2017-2032 (USD Million) 373
Table 653. GCC Cosmetics ODM Market Size, by Deodorants and Antiperspirants, 2017-2032 (USD Million) 373
Table 654. GCC Cosmetics ODM Market Size, by Shaving and Hair Removal, 2017-2032 (USD Million) 373
Table 655. GCC Cosmetics ODM Market Size, by Product Format, 2017-2032 (USD Million) 374
Table 656. GCC Cosmetics ODM Market Size, by Semisolids, 2017-2032 (USD Million) 374
Table 657. GCC Cosmetics ODM Market Size, by Coherent Solids, 2017-2032 (USD Million) 374
Table 658. GCC Cosmetics ODM Market Size, by Cosmetic-Bearing Substrates, 2017-2032 (USD Million) 374
Table 659. GCC Cosmetics ODM Market Size, by Formulation Water Basis, 2017-2032 (USD Million) 375
Table 660. GCC Cosmetics ODM Market Size, by Usage Setting, 2017-2032 (USD Million) 375
Table 661. GCC Cosmetics ODM Market Size, by Commissioning Buyer, 2017-2032 (USD Million) 375
Table 662. GCC Cosmetics ODM Market Size, by Supply Completion, 2017-2032 (USD Million) 375
Table 663. GCC Cosmetics ODM Market Size, by Manufacturing Execution, 2017-2032 (USD Million) 376
Table 664. GCC Cosmetics ODM Market Size, by Procurement Channel, 2017-2032 (USD Million) 376
Table 665. GCC Cosmetics ODM Market Size, by Target Price Tier, 2017-2032 (USD Million) 376
Table 666. GCC Cosmetics ODM Market Size, by Development Model, 2017-2032 (USD Million) 376
Table 667. GCC Cosmetics ODM Market Size, by Formula Ownership, 2017-2032 (USD Million) 377

Table 668. GCC Cosmetics ODM Market Size, by Regulatory Pathway, 2017-2032 (USD Million) 377
Table 669. GCC Cosmetics ODM Market Size, by Natural and Organic Status, 2017-2032 (USD Million) 377
Table 670. Global Cosmetics ODM Market, by Country growth contribution, 2025-2032 382
Table 671. Global Cosmetics ODM Market Size, by Country, 2017-2032 (USD Million) 383
Table 672. United States Cosmetics ODM Market Size, 2017-2032 (USD Million) 384
Table 673. United States Cosmetics ODM Market Size, by Product Category, 2017-2032 (USD Million) 385
Table 674. United States Cosmetics ODM Market Size, by Skin Care, 2017-2032 (USD Million) 385
Table 675. United States Cosmetics ODM Market Size, by Makeup, 2017-2032 (USD Million) 385
Table 676. United States Cosmetics ODM Market Size, by Hair Care, 2017-2032 (USD Million) 386
Table 677. United States Cosmetics ODM Market Size, by Sun and Tanning Care, 2017-2032 (USD Million) 386
Table 678. United States Cosmetics ODM Market Size, by Nail Cosmetics, 2017-2032 (USD Million) 386
Table 679. United States Cosmetics ODM Market Size, by Bath and Body Cleansing, 2017-2032 (USD Million) 386
Table 680. United States Cosmetics ODM Market Size, by Hair Coloring and Lightening, 2017-2032 (USD Million) 387
Table 681. United States Cosmetics ODM Market Size, by Oral Care, 2017-2032 (USD Million) 387
Table 682. United States Cosmetics ODM Market Size, by Deodorants and Antiperspirants, 2017-2032 (USD Million) 387
Table 683. United States Cosmetics ODM Market Size, by Shaving and Hair Removal, 2017-2032 (USD Million) 387
Table 684. United States Cosmetics ODM Market Size, by Product Format, 2017-2032 (USD Million) 388
Table 685. United States Cosmetics ODM Market Size, by Semisolids, 2017-2032 (USD Million) 388
Table 686. United States Cosmetics ODM Market Size, by Coherent Solids, 2017-2032 (USD Million) 388
Table 687. United States Cosmetics ODM Market Size, by Cosmetic-Bearing Substrates, 2017-2032 (USD Million) 388
Table 688. United States Cosmetics ODM Market Size, by Formulation Water Basis, 2017-2032 (USD Million) 389
Table 689. United States Cosmetics ODM Market Size, by Usage Setting, 2017-2032 (USD Million) 389
Table 690. United States Cosmetics ODM Market Size, by Commissioning Buyer, 2017-2032 (USD Million) 389
Table 691. United States Cosmetics ODM Market Size, by Supply Completion, 2017-2032 (USD Million) 389
Table 692. United States Cosmetics ODM Market Size, by Manufacturing Execution, 2017-2032 (USD Million) 390
Table 693. United States Cosmetics ODM Market Size, by Procurement Channel, 2017-2032 (USD Million) 390

Table 694. United States Cosmetics ODM Market Size, by Target Price Tier, 2017-2032 (USD Million) 390
Table 695. United States Cosmetics ODM Market Size, by Development Model, 2017-2032 (USD Million) 390
Table 696. United States Cosmetics ODM Market Size, by Formula Ownership, 2017-2032 (USD Million) 391
Table 697. United States Cosmetics ODM Market Size, by Regulatory Pathway, 2017-2032 (USD Million) 391
Table 698. United States Cosmetics ODM Market Size, by Natural and Organic Status, 2017-2032 (USD Million) 391
Table 699. China Cosmetics ODM Market Size, 2017-2032 (USD Million) 391
Table 700. China Cosmetics ODM Market Size, by Product Category, 2017-2032 (USD Million) 392
Table 701. China Cosmetics ODM Market Size, by Skin Care, 2017-2032 (USD Million) 392
Table 702. China Cosmetics ODM Market Size, by Makeup, 2017-2032 (USD Million) 392
Table 703. China Cosmetics ODM Market Size, by Hair Care, 2017-2032 (USD Million) 393
Table 704. China Cosmetics ODM Market Size, by Sun and Tanning Care, 2017-2032 (USD Million) 393
Table 705. China Cosmetics ODM Market Size, by Nail Cosmetics, 2017-2032 (USD Million) 393
Table 706. China Cosmetics ODM Market Size, by Bath and Body Cleansing, 2017-2032 (USD Million) 393
Table 707. China Cosmetics ODM Market Size, by Hair Coloring and Lightening, 2017-2032 (USD Million) 394
Table 708. China Cosmetics ODM Market Size, by Oral Care, 2017-2032 (USD Million) 394
Table 709. China Cosmetics ODM Market Size, by Deodorants and Antiperspirants, 2017-2032 (USD Million) 394
Table 710. China Cosmetics ODM Market Size, by Shaving and Hair Removal, 2017-2032 (USD Million) 394
Table 711. China Cosmetics ODM Market Size, by Product Format, 2017-2032 (USD Million) 395
Table 712. China Cosmetics ODM Market Size, by Semisolids, 2017-2032 (USD Million) 395
Table 713. China Cosmetics ODM Market Size, by Coherent Solids, 2017-2032 (USD Million) 395
Table 714. China Cosmetics ODM Market Size, by Cosmetic-Bearing Substrates, 2017-2032 (USD Million) 395
Table 715. China Cosmetics ODM Market Size, by Formulation Water Basis, 2017-2032 (USD Million) 396
Table 716. China Cosmetics ODM Market Size, by Usage Setting, 2017-2032 (USD Million) 396
Table 717. China Cosmetics ODM Market Size, by Commissioning Buyer, 2017-2032 (USD Million) 396
Table 718. China Cosmetics ODM Market Size, by Supply Completion, 2017-2032 (USD Million) 396
Table 719. China Cosmetics ODM Market Size, by Manufacturing Execution, 2017-2032 (USD Million) 397
Table 720. China Cosmetics ODM Market Size, by Procurement Channel, 2017-2032 (USD Million) 397
Table 721. China Cosmetics ODM Market Size, by Target Price Tier, 2017-2032 (USD Million) 397

Table 722. China Cosmetics ODM Market Size, by Development Model, 2017-2032 (USD Million) 397
Table 723. China Cosmetics ODM Market Size, by Formula Ownership, 2017-2032 (USD Million) 398
Table 724. China Cosmetics ODM Market Size, by Regulatory Pathway, 2017-2032 (USD Million) 398
Table 725. China Cosmetics ODM Market Size, by Natural and Organic Status, 2017-2032 (USD Million) 398
Table 726. Germany Cosmetics ODM Market Size, 2017-2032 (USD Million) 398
Table 727. Germany Cosmetics ODM Market Size, by Product Category, 2017-2032 (USD Million) 399
Table 728. Germany Cosmetics ODM Market Size, by Skin Care, 2017-2032 (USD Million) 399
Table 729. Germany Cosmetics ODM Market Size, by Makeup, 2017-2032 (USD Million) 399
Table 730. Germany Cosmetics ODM Market Size, by Hair Care, 2017-2032 (USD Million) 400
Table 731. Germany Cosmetics ODM Market Size, by Sun and Tanning Care, 2017-2032 (USD Million) 400
Table 732. Germany Cosmetics ODM Market Size, by Nail Cosmetics, 2017-2032 (USD Million) 400
Table 733. Germany Cosmetics ODM Market Size, by Bath and Body Cleansing, 2017-2032 (USD Million) 400
Table 734. Germany Cosmetics ODM Market Size, by Hair Coloring and Lightening, 2017-2032 (USD Million) 401
Table 735. Germany Cosmetics ODM Market Size, by Oral Care, 2017-2032 (USD Million) 401
Table 736. Germany Cosmetics ODM Market Size, by Deodorants and Antiperspirants, 2017-2032 (USD Million) 401
Table 737. Germany Cosmetics ODM Market Size, by Shaving and Hair Removal, 2017-2032 (USD Million) 401
Table 738. Germany Cosmetics ODM Market Size, by Product Format, 2017-2032 (USD Million) 402
Table 739. Germany Cosmetics ODM Market Size, by Semisolids, 2017-2032 (USD Million) 402
Table 740. Germany Cosmetics ODM Market Size, by Coherent Solids, 2017-2032 (USD Million) 402
Table 741. Germany Cosmetics ODM Market Size, by Cosmetic-Bearing Substrates, 2017-2032 (USD Million) 402
Table 742. Germany Cosmetics ODM Market Size, by Formulation Water Basis, 2017-2032 (USD Million) 403
Table 743. Germany Cosmetics ODM Market Size, by Usage Setting, 2017-2032 (USD Million) 403
Table 744. Germany Cosmetics ODM Market Size, by Commissioning Buyer, 2017-2032 (USD Million) 403
Table 745. Germany Cosmetics ODM Market Size, by Supply Completion, 2017-2032 (USD Million) 403
Table 746. Germany Cosmetics ODM Market Size, by Manufacturing Execution, 2017-2032 (USD Million) 404
Table 747. Germany Cosmetics ODM Market Size, by Procurement Channel, 2017-2032 (USD Million) 404

Table 748. Germany Cosmetics ODM Market Size, by Target Price Tier, 2017-2032 (USD Million) 404
Table 749. Germany Cosmetics ODM Market Size, by Development Model, 2017-2032 (USD Million) 404
Table 750. Germany Cosmetics ODM Market Size, by Formula Ownership, 2017-2032 (USD Million) 405
Table 751. Germany Cosmetics ODM Market Size, by Regulatory Pathway, 2017-2032 (USD Million) 405
Table 752. Germany Cosmetics ODM Market Size, by Natural and Organic Status, 2017-2032 (USD Million) 405
Table 753. Brazil Cosmetics ODM Market Size, 2017-2032 (USD Million) 405
Table 754. Brazil Cosmetics ODM Market Size, by Product Category, 2017-2032 (USD Million) 406
Table 755. Brazil Cosmetics ODM Market Size, by Skin Care, 2017-2032 (USD Million) 406
Table 756. Brazil Cosmetics ODM Market Size, by Makeup, 2017-2032 (USD Million) 406
Table 757. Brazil Cosmetics ODM Market Size, by Hair Care, 2017-2032 (USD Million) 407
Table 758. Brazil Cosmetics ODM Market Size, by Sun and Tanning Care, 2017-2032 (USD Million) 407
Table 759. Brazil Cosmetics ODM Market Size, by Nail Cosmetics, 2017-2032 (USD Million) 407
Table 760. Brazil Cosmetics ODM Market Size, by Bath and Body Cleansing, 2017-2032 (USD Million) 407
Table 761. Brazil Cosmetics ODM Market Size, by Hair Coloring and Lightening, 2017-2032 (USD Million) 408
Table 762. Brazil Cosmetics ODM Market Size, by Oral Care, 2017-2032 (USD Million) 408
Table 763. Brazil Cosmetics ODM Market Size, by Deodorants and Antiperspirants, 2017-2032 (USD Million) 408
Table 764. Brazil Cosmetics ODM Market Size, by Shaving and Hair Removal, 2017-2032 (USD Million) 408
Table 765. Brazil Cosmetics ODM Market Size, by Product Format, 2017-2032 (USD Million) 409
Table 766. Brazil Cosmetics ODM Market Size, by Semisolids, 2017-2032 (USD Million) 409
Table 767. Brazil Cosmetics ODM Market Size, by Coherent Solids, 2017-2032 (USD Million) 409
Table 768. Brazil Cosmetics ODM Market Size, by Cosmetic-Bearing Substrates, 2017-2032 (USD Million) 409
Table 769. Brazil Cosmetics ODM Market Size, by Formulation Water Basis, 2017-2032 (USD Million) 410
Table 770. Brazil Cosmetics ODM Market Size, by Usage Setting, 2017-2032 (USD Million) 410
Table 771. Brazil Cosmetics ODM Market Size, by Commissioning Buyer, 2017-2032 (USD Million) 410
Table 772. Brazil Cosmetics ODM Market Size, by Supply Completion, 2017-2032 (USD Million) 410
Table 773. Brazil Cosmetics ODM Market Size, by Manufacturing Execution, 2017-2032 (USD Million) 411
Table 774. Brazil Cosmetics ODM Market Size, by Procurement Channel, 2017-2032 (USD Million) 411
Table 775. Brazil Cosmetics ODM Market Size, by Target Price Tier, 2017-2032 (USD Million) 411

Table 776. Brazil Cosmetics ODM Market Size, by Development Model, 2017-2032 (USD Million) 411
Table 777. Brazil Cosmetics ODM Market Size, by Formula Ownership, 2017-2032 (USD Million) 412
Table 778. Brazil Cosmetics ODM Market Size, by Regulatory Pathway, 2017-2032 (USD Million) 412
Table 779. Brazil Cosmetics ODM Market Size, by Natural and Organic Status, 2017-2032 (USD Million) 412
Table 780. United Kingdom Cosmetics ODM Market Size, 2017-2032 (USD Million) 412
Table 781. United Kingdom Cosmetics ODM Market Size, by Product Category, 2017-2032 (USD Million) 413
Table 782. United Kingdom Cosmetics ODM Market Size, by Skin Care, 2017-2032 (USD Million) 413
Table 783. United Kingdom Cosmetics ODM Market Size, by Makeup, 2017-2032 (USD Million) 413
Table 784. United Kingdom Cosmetics ODM Market Size, by Hair Care, 2017-2032 (USD Million) 414
Table 785. United Kingdom Cosmetics ODM Market Size, by Sun and Tanning Care, 2017-2032 (USD Million) 414
Table 786. United Kingdom Cosmetics ODM Market Size, by Nail Cosmetics, 2017-2032 (USD Million) 414
Table 787. United Kingdom Cosmetics ODM Market Size, by Bath and Body Cleansing, 2017-2032 (USD Million) 414
Table 788. United Kingdom Cosmetics ODM Market Size, by Hair Coloring and Lightening, 2017-2032 (USD Million) 415
Table 789. United Kingdom Cosmetics ODM Market Size, by Oral Care, 2017-2032 (USD Million) 415
Table 790. United Kingdom Cosmetics ODM Market Size, by Deodorants and Antiperspirants, 2017-2032 (USD Million) 415
Table 791. United Kingdom Cosmetics ODM Market Size, by Shaving and Hair Removal, 2017-2032 (USD Million) 415
Table 792. United Kingdom Cosmetics ODM Market Size, by Product Format, 2017-2032 (USD Million) 416
Table 793. United Kingdom Cosmetics ODM Market Size, by Semisolids, 2017-2032 (USD Million) 416
Table 794. United Kingdom Cosmetics ODM Market Size, by Coherent Solids, 2017-2032 (USD Million) 416
Table 795. United Kingdom Cosmetics ODM Market Size, by Cosmetic-Bearing Substrates, 2017-2032 (USD Million) 416
Table 796. United Kingdom Cosmetics ODM Market Size, by Formulation Water Basis, 2017-2032 (USD Million) 417
Table 797. United Kingdom Cosmetics ODM Market Size, by Usage Setting, 2017-2032 (USD Million) 417
Table 798. United Kingdom Cosmetics ODM Market Size, by Commissioning Buyer, 2017-2032 (USD Million) 417

Table 799. United Kingdom Cosmetics ODM Market Size, by Supply Completion, 2017-2032 (USD Million) 417
Table 800. United Kingdom Cosmetics ODM Market Size, by Manufacturing Execution, 2017-2032 (USD Million) 418
Table 801. United Kingdom Cosmetics ODM Market Size, by Procurement Channel, 2017-2032 (USD Million) 418
Table 802. United Kingdom Cosmetics ODM Market Size, by Target Price Tier, 2017-2032 (USD Million) 418
Table 803. United Kingdom Cosmetics ODM Market Size, by Development Model, 2017-2032 (USD Million) 418
Table 804. United Kingdom Cosmetics ODM Market Size, by Formula Ownership, 2017-2032 (USD Million) 419
Table 805. United Kingdom Cosmetics ODM Market Size, by Regulatory Pathway, 2017-2032 (USD Million) 419
Table 806. United Kingdom Cosmetics ODM Market Size, by Natural and Organic Status, 2017-2032 (USD Million) 419
Table 807. Japan Cosmetics ODM Market Size, 2017-2032 (USD Million) 419
Table 808. Japan Cosmetics ODM Market Size, by Product Category, 2017-2032 (USD Million) 420
Table 809. Japan Cosmetics ODM Market Size, by Skin Care, 2017-2032 (USD Million) 420
Table 810. Japan Cosmetics ODM Market Size, by Makeup, 2017-2032 (USD Million) 420
Table 811. Japan Cosmetics ODM Market Size, by Hair Care, 2017-2032 (USD Million) 421
Table 812. Japan Cosmetics ODM Market Size, by Sun and Tanning Care, 2017-2032 (USD Million) 421
Table 813. Japan Cosmetics ODM Market Size, by Nail Cosmetics, 2017-2032 (USD Million) 421
Table 814. Japan Cosmetics ODM Market Size, by Bath and Body Cleansing, 2017-2032 (USD Million) 421
Table 815. Japan Cosmetics ODM Market Size, by Hair Coloring and Lightening, 2017-2032 (USD Million) 422
Table 816. Japan Cosmetics ODM Market Size, by Oral Care, 2017-2032 (USD Million) 422
Table 817. Japan Cosmetics ODM Market Size, by Deodorants and Antiperspirants, 2017-2032 (USD Million) 422
Table 818. Japan Cosmetics ODM Market Size, by Shaving and Hair Removal, 2017-2032 (USD Million) 422
Table 819. Japan Cosmetics ODM Market Size, by Product Format, 2017-2032 (USD Million) 423
Table 820. Japan Cosmetics ODM Market Size, by Semisolids, 2017-2032 (USD Million) 423
Table 821. Japan Cosmetics ODM Market Size, by Coherent Solids, 2017-2032 (USD Million) 423
Table 822. Japan Cosmetics ODM Market Size, by Cosmetic-Bearing Substrates, 2017-2032 (USD Million) 423
Table 823. Japan Cosmetics ODM Market Size, by Formulation Water Basis, 2017-2032 (USD Million) 424
Table 824. Japan Cosmetics ODM Market Size, by Usage Setting, 2017-2032 (USD Million) 424
Table 825. Japan Cosmetics ODM Market Size, by Commissioning Buyer, 2017-2032 (USD Million) 424

Table 826. Japan Cosmetics ODM Market Size, by Supply Completion, 2017-2032 (USD Million) 424
Table 827. Japan Cosmetics ODM Market Size, by Manufacturing Execution, 2017-2032 (USD Million) 425
Table 828. Japan Cosmetics ODM Market Size, by Procurement Channel, 2017-2032 (USD Million) 425
Table 829. Japan Cosmetics ODM Market Size, by Target Price Tier, 2017-2032 (USD Million) 425
Table 830. Japan Cosmetics ODM Market Size, by Development Model, 2017-2032 (USD Million) 425
Table 831. Japan Cosmetics ODM Market Size, by Formula Ownership, 2017-2032 (USD Million) 426
Table 832. Japan Cosmetics ODM Market Size, by Regulatory Pathway, 2017-2032 (USD Million) 426
Table 833. Japan Cosmetics ODM Market Size, by Natural and Organic Status, 2017-2032 (USD Million) 426
Table 834. France Cosmetics ODM Market Size, 2017-2032 (USD Million) 426
Table 835. France Cosmetics ODM Market Size, by Product Category, 2017-2032 (USD Million) 427
Table 836. France Cosmetics ODM Market Size, by Skin Care, 2017-2032 (USD Million) 427
Table 837. France Cosmetics ODM Market Size, by Makeup, 2017-2032 (USD Million) 427
Table 838. France Cosmetics ODM Market Size, by Hair Care, 2017-2032 (USD Million) 428
Table 839. France Cosmetics ODM Market Size, by Sun and Tanning Care, 2017-2032 (USD Million) 428
Table 840. France Cosmetics ODM Market Size, by Nail Cosmetics, 2017-2032 (USD Million) 428
Table 841. France Cosmetics ODM Market Size, by Bath and Body Cleansing, 2017-2032 (USD Million) 428
Table 842. France Cosmetics ODM Market Size, by Hair Coloring and Lightening, 2017-2032 (USD Million) 429
Table 843. France Cosmetics ODM Market Size, by Oral Care, 2017-2032 (USD Million) 429
Table 844. France Cosmetics ODM Market Size, by Deodorants and Antiperspirants, 2017-2032 (USD Million) 429
Table 845. France Cosmetics ODM Market Size, by Shaving and Hair Removal, 2017-2032 (USD Million) 429
Table 846. France Cosmetics ODM Market Size, by Product Format, 2017-2032 (USD Million) 430
Table 847. France Cosmetics ODM Market Size, by Semisolids, 2017-2032 (USD Million) 430
Table 848. France Cosmetics ODM Market Size, by Coherent Solids, 2017-2032 (USD Million) 430
Table 849. France Cosmetics ODM Market Size, by Cosmetic-Bearing Substrates, 2017-2032 (USD Million) 430
Table 850. France Cosmetics ODM Market Size, by Formulation Water Basis, 2017-2032 (USD Million) 431
Table 851. France Cosmetics ODM Market Size, by Usage Setting, 2017-2032 (USD Million) 431
Table 852. France Cosmetics ODM Market Size, by Commissioning Buyer, 2017-2032 (USD Million) 431
Table 853. France Cosmetics ODM Market Size, by Supply Completion, 2017-2032 (USD Million) 431

Table 854. France Cosmetics ODM Market Size, by Manufacturing Execution, 2017-2032 (USD Million) 432
Table 855. France Cosmetics ODM Market Size, by Procurement Channel, 2017-2032 (USD Million) 432
Table 856. France Cosmetics ODM Market Size, by Target Price Tier, 2017-2032 (USD Million) 432
Table 857. France Cosmetics ODM Market Size, by Development Model, 2017-2032 (USD Million) 432
Table 858. France Cosmetics ODM Market Size, by Formula Ownership, 2017-2032 (USD Million) 433
Table 859. France Cosmetics ODM Market Size, by Regulatory Pathway, 2017-2032 (USD Million) 433
Table 860. France Cosmetics ODM Market Size, by Natural and Organic Status, 2017-2032 (USD Million) 433
Table 861. India Cosmetics ODM Market Size, 2017-2032 (USD Million) 433
Table 862. India Cosmetics ODM Market Size, by Product Category, 2017-2032 (USD Million) 434
Table 863. India Cosmetics ODM Market Size, by Skin Care, 2017-2032 (USD Million) 434
Table 864. India Cosmetics ODM Market Size, by Makeup, 2017-2032 (USD Million) 434
Table 865. India Cosmetics ODM Market Size, by Hair Care, 2017-2032 (USD Million) 435
Table 866. India Cosmetics ODM Market Size, by Sun and Tanning Care, 2017-2032 (USD Million) 435
Table 867. India Cosmetics ODM Market Size, by Nail Cosmetics, 2017-2032 (USD Million) 435
Table 868. India Cosmetics ODM Market Size, by Bath and Body Cleansing, 2017-2032 (USD Million) 435
Table 869. India Cosmetics ODM Market Size, by Hair Coloring and Lightening, 2017-2032 (USD Million) 436
Table 870. India Cosmetics ODM Market Size, by Oral Care, 2017-2032 (USD Million) 436
Table 871. India Cosmetics ODM Market Size, by Deodorants and Antiperspirants, 2017-2032 (USD Million) 436
Table 872. India Cosmetics ODM Market Size, by Shaving and Hair Removal, 2017-2032 (USD Million) 436
Table 873. India Cosmetics ODM Market Size, by Product Format, 2017-2032 (USD Million) 437
Table 874. India Cosmetics ODM Market Size, by Semisolids, 2017-2032 (USD Million) 437
Table 875. India Cosmetics ODM Market Size, by Coherent Solids, 2017-2032 (USD Million) 437
Table 876. India Cosmetics ODM Market Size, by Cosmetic-Bearing Substrates, 2017-2032 (USD Million) 437
Table 877. India Cosmetics ODM Market Size, by Formulation Water Basis, 2017-2032 (USD Million) 438
Table 878. India Cosmetics ODM Market Size, by Usage Setting, 2017-2032 (USD Million) 438
Table 879. India Cosmetics ODM Market Size, by Commissioning Buyer, 2017-2032 (USD Million) 438
Table 880. India Cosmetics ODM Market Size, by Supply Completion, 2017-2032 (USD Million) 438
Table 881. India Cosmetics ODM Market Size, by Manufacturing Execution, 2017-2032 (USD Million) 439

Table 882. India Cosmetics ODM Market Size, by Procurement Channel, 2017-2032 (USD Million) 439
Table 883. India Cosmetics ODM Market Size, by Target Price Tier, 2017-2032 (USD Million) 439
Table 884. India Cosmetics ODM Market Size, by Development Model, 2017-2032 (USD Million) 439
Table 885. India Cosmetics ODM Market Size, by Formula Ownership, 2017-2032 (USD Million) 440
Table 886. India Cosmetics ODM Market Size, by Regulatory Pathway, 2017-2032 (USD Million) 440
Table 887. India Cosmetics ODM Market Size, by Natural and Organic Status, 2017-2032 (USD Million) 440
Table 888. Italy Cosmetics ODM Market Size, 2017-2032 (USD Million) 440
Table 889. Italy Cosmetics ODM Market Size, by Product Category, 2017-2032 (USD Million) 441
Table 890. Italy Cosmetics ODM Market Size, by Skin Care, 2017-2032 (USD Million) 441
Table 891. Italy Cosmetics ODM Market Size, by Makeup, 2017-2032 (USD Million) 441
Table 892. Italy Cosmetics ODM Market Size, by Hair Care, 2017-2032 (USD Million) 442
Table 893. Italy Cosmetics ODM Market Size, by Sun and Tanning Care, 2017-2032 (USD Million) 442
Table 894. Italy Cosmetics ODM Market Size, by Nail Cosmetics, 2017-2032 (USD Million) 442
Table 895. Italy Cosmetics ODM Market Size, by Bath and Body Cleansing, 2017-2032 (USD Million) 442
Table 896. Italy Cosmetics ODM Market Size, by Hair Coloring and Lightening, 2017-2032 (USD Million) 443
Table 897. Italy Cosmetics ODM Market Size, by Oral Care, 2017-2032 (USD Million) 443
Table 898. Italy Cosmetics ODM Market Size, by Deodorants and Antiperspirants, 2017-2032 (USD Million) 443
Table 899. Italy Cosmetics ODM Market Size, by Shaving and Hair Removal, 2017-2032 (USD Million) 443
Table 900. Italy Cosmetics ODM Market Size, by Product Format, 2017-2032 (USD Million) 444
Table 901. Italy Cosmetics ODM Market Size, by Semisolids, 2017-2032 (USD Million) 444
Table 902. Italy Cosmetics ODM Market Size, by Coherent Solids, 2017-2032 (USD Million) 444
Table 903. Italy Cosmetics ODM Market Size, by Cosmetic-Bearing Substrates, 2017-2032 (USD Million) 444
Table 904. Italy Cosmetics ODM Market Size, by Formulation Water Basis, 2017-2032 (USD Million) 445
Table 905. Italy Cosmetics ODM Market Size, by Usage Setting, 2017-2032 (USD Million) 445
Table 906. Italy Cosmetics ODM Market Size, by Commissioning Buyer, 2017-2032 (USD Million) 445
Table 907. Italy Cosmetics ODM Market Size, by Supply Completion, 2017-2032 (USD Million) 445
Table 908. Italy Cosmetics ODM Market Size, by Manufacturing Execution, 2017-2032 (USD Million) 446
Table 909. Italy Cosmetics ODM Market Size, by Procurement Channel, 2017-2032 (USD Million) 446

Table 910. Italy Cosmetics ODM Market Size, by Target Price Tier, 2017-2032 (USD Million) 446
Table 911. Italy Cosmetics ODM Market Size, by Development Model, 2017-2032 (USD Million) 446
Table 912. Italy Cosmetics ODM Market Size, by Formula Ownership, 2017-2032 (USD Million) 447
Table 913. Italy Cosmetics ODM Market Size, by Regulatory Pathway, 2017-2032 (USD Million) 447
Table 914. Italy Cosmetics ODM Market Size, by Natural and Organic Status, 2017-2032 (USD Million) 447
Table 915. Russia Cosmetics ODM Market Size, 2017-2032 (USD Million) 447
Table 916. Russia Cosmetics ODM Market Size, by Product Category, 2017-2032 (USD Million) 448
Table 917. Russia Cosmetics ODM Market Size, by Skin Care, 2017-2032 (USD Million) 448
Table 918. Russia Cosmetics ODM Market Size, by Makeup, 2017-2032 (USD Million) 448
Table 919. Russia Cosmetics ODM Market Size, by Hair Care, 2017-2032 (USD Million) 449
Table 920. Russia Cosmetics ODM Market Size, by Sun and Tanning Care, 2017-2032 (USD Million) 449
Table 921. Russia Cosmetics ODM Market Size, by Nail Cosmetics, 2017-2032 (USD Million) 449
Table 922. Russia Cosmetics ODM Market Size, by Bath and Body Cleansing, 2017-2032 (USD Million) 449
Table 923. Russia Cosmetics ODM Market Size, by Hair Coloring and Lightening, 2017-2032 (USD Million) 450
Table 924. Russia Cosmetics ODM Market Size, by Oral Care, 2017-2032 (USD Million) 450
Table 925. Russia Cosmetics ODM Market Size, by Deodorants and Antiperspirants, 2017-2032 (USD Million) 450
Table 926. Russia Cosmetics ODM Market Size, by Shaving and Hair Removal, 2017-2032 (USD Million) 450
Table 927. Russia Cosmetics ODM Market Size, by Product Format, 2017-2032 (USD Million) 451
Table 928. Russia Cosmetics ODM Market Size, by Semisolids, 2017-2032 (USD Million) 451
Table 929. Russia Cosmetics ODM Market Size, by Coherent Solids, 2017-2032 (USD Million) 451
Table 930. Russia Cosmetics ODM Market Size, by Cosmetic-Bearing Substrates, 2017-2032 (USD Million) 451
Table 931. Russia Cosmetics ODM Market Size, by Formulation Water Basis, 2017-2032 (USD Million) 452
Table 932. Russia Cosmetics ODM Market Size, by Usage Setting, 2017-2032 (USD Million) 452
Table 933. Russia Cosmetics ODM Market Size, by Commissioning Buyer, 2017-2032 (USD Million) 452
Table 934. Russia Cosmetics ODM Market Size, by Supply Completion, 2017-2032 (USD Million) 452
Table 935. Russia Cosmetics ODM Market Size, by Manufacturing Execution, 2017-2032 (USD Million) 453
Table 936. Russia Cosmetics ODM Market Size, by Procurement Channel, 2017-2032 (USD Million) 453
Table 937. Russia Cosmetics ODM Market Size, by Target Price Tier, 2017-2032 (USD Million) 453
Table 938. Russia Cosmetics ODM Market Size, by Development Model, 2017-2032 (USD Million) 453

Table 939. Russia Cosmetics ODM Market Size, by Formula Ownership, 2017-2032 (USD Million) 454
Table 940. Russia Cosmetics ODM Market Size, by Regulatory Pathway, 2017-2032 (USD Million) 454
Table 941. Russia Cosmetics ODM Market Size, by Natural and Organic Status, 2017-2032 (USD Million) 454
Table 942. Canada Cosmetics ODM Market Size, 2017-2032 (USD Million) 454
Table 943. Canada Cosmetics ODM Market Size, by Product Category, 2017-2032 (USD Million) 455
Table 944. Canada Cosmetics ODM Market Size, by Skin Care, 2017-2032 (USD Million) 455
Table 945. Canada Cosmetics ODM Market Size, by Makeup, 2017-2032 (USD Million) 455
Table 946. Canada Cosmetics ODM Market Size, by Hair Care, 2017-2032 (USD Million) 456
Table 947. Canada Cosmetics ODM Market Size, by Sun and Tanning Care, 2017-2032 (USD Million) 456
Table 948. Canada Cosmetics ODM Market Size, by Nail Cosmetics, 2017-2032 (USD Million) 456
Table 949. Canada Cosmetics ODM Market Size, by Bath and Body Cleansing, 2017-2032 (USD Million) 456
Table 950. Canada Cosmetics ODM Market Size, by Hair Coloring and Lightening, 2017-2032 (USD Million) 457
Table 951. Canada Cosmetics ODM Market Size, by Oral Care, 2017-2032 (USD Million) 457
Table 952. Canada Cosmetics ODM Market Size, by Deodorants and Antiperspirants, 2017-2032 (USD Million) 457
Table 953. Canada Cosmetics ODM Market Size, by Shaving and Hair Removal, 2017-2032 (USD Million) 457
Table 954. Canada Cosmetics ODM Market Size, by Product Format, 2017-2032 (USD Million) 458
Table 955. Canada Cosmetics ODM Market Size, by Semisolids, 2017-2032 (USD Million) 458
Table 956. Canada Cosmetics ODM Market Size, by Coherent Solids, 2017-2032 (USD Million) 458
Table 957. Canada Cosmetics ODM Market Size, by Cosmetic-Bearing Substrates, 2017-2032 (USD Million) 458
Table 958. Canada Cosmetics ODM Market Size, by Formulation Water Basis, 2017-2032 (USD Million) 459
Table 959. Canada Cosmetics ODM Market Size, by Usage Setting, 2017-2032 (USD Million) 459
Table 960. Canada Cosmetics ODM Market Size, by Commissioning Buyer, 2017-2032 (USD Million) 459
Table 961. Canada Cosmetics ODM Market Size, by Supply Completion, 2017-2032 (USD Million) 459
Table 962. Canada Cosmetics ODM Market Size, by Manufacturing Execution, 2017-2032 (USD Million) 460
Table 963. Canada Cosmetics ODM Market Size, by Procurement Channel, 2017-2032 (USD Million) 460
Table 964. Canada Cosmetics ODM Market Size, by Target Price Tier, 2017-2032 (USD Million) 460
Table 965. Canada Cosmetics ODM Market Size, by Development Model, 2017-2032 (USD Million) 460

Table 966. Canada Cosmetics ODM Market Size, by Formula Ownership, 2017-2032 (USD Million) 461
Table 967. Canada Cosmetics ODM Market Size, by Regulatory Pathway, 2017-2032 (USD Million) 461
Table 968. Canada Cosmetics ODM Market Size, by Natural and Organic Status, 2017-2032 (USD Million) 461
Table 969. Spain Cosmetics ODM Market Size, 2017-2032 (USD Million) 461
Table 970. Spain Cosmetics ODM Market Size, by Product Category, 2017-2032 (USD Million) 462
Table 971. Spain Cosmetics ODM Market Size, by Skin Care, 2017-2032 (USD Million) 462
Table 972. Spain Cosmetics ODM Market Size, by Makeup, 2017-2032 (USD Million) 462
Table 973. Spain Cosmetics ODM Market Size, by Hair Care, 2017-2032 (USD Million) 463
Table 974. Spain Cosmetics ODM Market Size, by Sun and Tanning Care, 2017-2032 (USD Million) 463
Table 975. Spain Cosmetics ODM Market Size, by Nail Cosmetics, 2017-2032 (USD Million) 463
Table 976. Spain Cosmetics ODM Market Size, by Bath and Body Cleansing, 2017-2032 (USD Million) 463
Table 977. Spain Cosmetics ODM Market Size, by Hair Coloring and Lightening, 2017-2032 (USD Million) 464
Table 978. Spain Cosmetics ODM Market Size, by Oral Care, 2017-2032 (USD Million) 464
Table 979. Spain Cosmetics ODM Market Size, by Deodorants and Antiperspirants, 2017-2032 (USD Million) 464
Table 980. Spain Cosmetics ODM Market Size, by Shaving and Hair Removal, 2017-2032 (USD Million) 464
Table 981. Spain Cosmetics ODM Market Size, by Product Format, 2017-2032 (USD Million) 465
Table 982. Spain Cosmetics ODM Market Size, by Semisolids, 2017-2032 (USD Million) 465
Table 983. Spain Cosmetics ODM Market Size, by Coherent Solids, 2017-2032 (USD Million) 465
Table 984. Spain Cosmetics ODM Market Size, by Cosmetic-Bearing Substrates, 2017-2032 (USD Million) 465
Table 985. Spain Cosmetics ODM Market Size, by Formulation Water Basis, 2017-2032 (USD Million) 466
Table 986. Spain Cosmetics ODM Market Size, by Usage Setting, 2017-2032 (USD Million) 466
Table 987. Spain Cosmetics ODM Market Size, by Commissioning Buyer, 2017-2032 (USD Million) 466
Table 988. Spain Cosmetics ODM Market Size, by Supply Completion, 2017-2032 (USD Million) 466
Table 989. Spain Cosmetics ODM Market Size, by Manufacturing Execution, 2017-2032 (USD Million) 467
Table 990. Spain Cosmetics ODM Market Size, by Procurement Channel, 2017-2032 (USD Million) 467
Table 991. Spain Cosmetics ODM Market Size, by Target Price Tier, 2017-2032 (USD Million) 467
Table 992. Spain Cosmetics ODM Market Size, by Development Model, 2017-2032 (USD Million) 467
Table 993. Spain Cosmetics ODM Market Size, by Formula Ownership, 2017-2032 (USD Million) 468

Table 994. Spain Cosmetics ODM Market Size, by Regulatory Pathway, 2017-2032 (USD Million) 468
Table 995. Spain Cosmetics ODM Market Size, by Natural and Organic Status, 2017-2032 (USD Million) 468
Table 996. Australia Cosmetics ODM Market Size, 2017-2032 (USD Million) 468
Table 997. Australia Cosmetics ODM Market Size, by Product Category, 2017-2032 (USD Million) 469
Table 998. Australia Cosmetics ODM Market Size, by Skin Care, 2017-2032 (USD Million) 469
Table 999. Australia Cosmetics ODM Market Size, by Makeup, 2017-2032 (USD Million) 469
Table 1000. Australia Cosmetics ODM Market Size, by Hair Care, 2017-2032 (USD Million) 470
Table 1001. Australia Cosmetics ODM Market Size, by Sun and Tanning Care, 2017-2032 (USD Million) 470
Table 1002. Australia Cosmetics ODM Market Size, by Nail Cosmetics, 2017-2032 (USD Million) 470
Table 1003. Australia Cosmetics ODM Market Size, by Bath and Body Cleansing, 2017-2032 (USD Million) 470
Table 1004. Australia Cosmetics ODM Market Size, by Hair Coloring and Lightening, 2017-2032 (USD Million) 471
Table 1005. Australia Cosmetics ODM Market Size, by Oral Care, 2017-2032 (USD Million) 471
Table 1006. Australia Cosmetics ODM Market Size, by Deodorants and Antiperspirants, 2017-2032 (USD Million) 471
Table 1007. Australia Cosmetics ODM Market Size, by Shaving and Hair Removal, 2017-2032 (USD Million) 471
Table 1008. Australia Cosmetics ODM Market Size, by Product Format, 2017-2032 (USD Million) 472
Table 1009. Australia Cosmetics ODM Market Size, by Semisolids, 2017-2032 (USD Million) 472
Table 1010. Australia Cosmetics ODM Market Size, by Coherent Solids, 2017-2032 (USD Million) 472
Table 1011. Australia Cosmetics ODM Market Size, by Cosmetic-Bearing Substrates, 2017-2032 (USD Million) 472
Table 1012. Australia Cosmetics ODM Market Size, by Formulation Water Basis, 2017-2032 (USD Million) 473
Table 1013. Australia Cosmetics ODM Market Size, by Usage Setting, 2017-2032 (USD Million) 473
Table 1014. Australia Cosmetics ODM Market Size, by Commissioning Buyer, 2017-2032 (USD Million) 473
Table 1015. Australia Cosmetics ODM Market Size, by Supply Completion, 2017-2032 (USD Million) 473
Table 1016. Australia Cosmetics ODM Market Size, by Manufacturing Execution, 2017-2032 (USD Million) 474
Table 1017. Australia Cosmetics ODM Market Size, by Procurement Channel, 2017-2032 (USD Million) 474
Table 1018. Australia Cosmetics ODM Market Size, by Target Price Tier, 2017-2032 (USD Million) 474
Table 1019. Australia Cosmetics ODM Market Size, by Development Model, 2017-2032 (USD Million) 474

Table 1020. Australia Cosmetics ODM Market Size, by Formula Ownership, 2017-2032 (USD Million) 475
Table 1021. Australia Cosmetics ODM Market Size, by Regulatory Pathway, 2017-2032 (USD Million) 475
Table 1022. Australia Cosmetics ODM Market Size, by Natural and Organic Status, 2017-2032 (USD Million) 475
Table 1023. South Korea Cosmetics ODM Market Size, 2017-2032 (USD Million) 475
Table 1024. South Korea Cosmetics ODM Market Size, by Product Category, 2017-2032 (USD Million) 476
Table 1025. South Korea Cosmetics ODM Market Size, by Skin Care, 2017-2032 (USD Million) 476
Table 1026. South Korea Cosmetics ODM Market Size, by Makeup, 2017-2032 (USD Million) 476
Table 1027. South Korea Cosmetics ODM Market Size, by Hair Care, 2017-2032 (USD Million) 477
Table 1028. South Korea Cosmetics ODM Market Size, by Sun and Tanning Care, 2017-2032 (USD Million) 477
Table 1029. South Korea Cosmetics ODM Market Size, by Nail Cosmetics, 2017-2032 (USD Million) 477
Table 1030. South Korea Cosmetics ODM Market Size, by Bath and Body Cleansing, 2017-2032 (USD Million) 477
Table 1031. South Korea Cosmetics ODM Market Size, by Hair Coloring and Lightening, 2017-2032 (USD Million) 478
Table 1032. South Korea Cosmetics ODM Market Size, by Oral Care, 2017-2032 (USD Million) 478
Table 1033. South Korea Cosmetics ODM Market Size, by Deodorants and Antiperspirants, 2017-2032 (USD Million) 478
Table 1034. South Korea Cosmetics ODM Market Size, by Shaving and Hair Removal, 2017-2032 (USD Million) 478
Table 1035. South Korea Cosmetics ODM Market Size, by Product Format, 2017-2032 (USD Million) 479
Table 1036. South Korea Cosmetics ODM Market Size, by Semisolids, 2017-2032 (USD Million) 479
Table 1037. South Korea Cosmetics ODM Market Size, by Coherent Solids, 2017-2032 (USD Million) 479
Table 1038. South Korea Cosmetics ODM Market Size, by Cosmetic-Bearing Substrates, 2017-2032 (USD Million) 479
Table 1039. South Korea Cosmetics ODM Market Size, by Formulation Water Basis, 2017-2032 (USD Million) 480
Table 1040. South Korea Cosmetics ODM Market Size, by Usage Setting, 2017-2032 (USD Million) 480
Table 1041. South Korea Cosmetics ODM Market Size, by Commissioning Buyer, 2017-2032 (USD Million) 480
Table 1042. South Korea Cosmetics ODM Market Size, by Supply Completion, 2017-2032 (USD Million) 480
Table 1043. South Korea Cosmetics ODM Market Size, by Manufacturing Execution, 2017-2032 (USD Million) 481
Table 1044. South Korea Cosmetics ODM Market Size, by Procurement Channel, 2017-2032 (USD Million) 481

Table 1045. South Korea Cosmetics ODM Market Size, by Target Price Tier, 2017-2032 (USD Million) 481
Table 1046. South Korea Cosmetics ODM Market Size, by Development Model, 2017-2032 (USD Million) 481
Table 1047. South Korea Cosmetics ODM Market Size, by Formula Ownership, 2017-2032 (USD Million) 482
Table 1048. South Korea Cosmetics ODM Market Size, by Regulatory Pathway, 2017-2032 (USD Million) 482
Table 1049. South Korea Cosmetics ODM Market Size, by Natural and Organic Status, 2017-2032 (USD Million) 482
Table 1050. Mexico Cosmetics ODM Market Size, 2017-2032 (USD Million) 482
Table 1051. Mexico Cosmetics ODM Market Size, by Product Category, 2017-2032 (USD Million) 483
Table 1052. Mexico Cosmetics ODM Market Size, by Skin Care, 2017-2032 (USD Million) 483
Table 1053. Mexico Cosmetics ODM Market Size, by Makeup, 2017-2032 (USD Million) 483
Table 1054. Mexico Cosmetics ODM Market Size, by Hair Care, 2017-2032 (USD Million) 484
Table 1055. Mexico Cosmetics ODM Market Size, by Sun and Tanning Care, 2017-2032 (USD Million) 484
Table 1056. Mexico Cosmetics ODM Market Size, by Nail Cosmetics, 2017-2032 (USD Million) 484
Table 1057. Mexico Cosmetics ODM Market Size, by Bath and Body Cleansing, 2017-2032 (USD Million) 484
Table 1058. Mexico Cosmetics ODM Market Size, by Hair Coloring and Lightening, 2017-2032 (USD Million) 485
Table 1059. Mexico Cosmetics ODM Market Size, by Oral Care, 2017-2032 (USD Million) 485
Table 1060. Mexico Cosmetics ODM Market Size, by Deodorants and Antiperspirants, 2017-2032 (USD Million) 485
Table 1061. Mexico Cosmetics ODM Market Size, by Shaving and Hair Removal, 2017-2032 (USD Million) 485
Table 1062. Mexico Cosmetics ODM Market Size, by Product Format, 2017-2032 (USD Million) 486
Table 1063. Mexico Cosmetics ODM Market Size, by Semisolids, 2017-2032 (USD Million) 486
Table 1064. Mexico Cosmetics ODM Market Size, by Coherent Solids, 2017-2032 (USD Million) 486
Table 1065. Mexico Cosmetics ODM Market Size, by Cosmetic-Bearing Substrates, 2017-2032 (USD Million) 486
Table 1066. Mexico Cosmetics ODM Market Size, by Formulation Water Basis, 2017-2032 (USD Million) 487
Table 1067. Mexico Cosmetics ODM Market Size, by Usage Setting, 2017-2032 (USD Million) 487
Table 1068. Mexico Cosmetics ODM Market Size, by Commissioning Buyer, 2017-2032 (USD Million) 487
Table 1069. Mexico Cosmetics ODM Market Size, by Supply Completion, 2017-2032 (USD Million) 487
Table 1070. Mexico Cosmetics ODM Market Size, by Manufacturing Execution, 2017-2032 (USD Million) 488
Table 1071. Mexico Cosmetics ODM Market Size, by Procurement Channel, 2017-2032 (USD Million) 488

Table 1072. Mexico Cosmetics ODM Market Size, by Target Price Tier, 2017-2032 (USD Million) 488
Table 1073. Mexico Cosmetics ODM Market Size, by Development Model, 2017-2032 (USD Million) 488
Table 1074. Mexico Cosmetics ODM Market Size, by Formula Ownership, 2017-2032 (USD Million) 489
Table 1075. Mexico Cosmetics ODM Market Size, by Regulatory Pathway, 2017-2032 (USD Million) 489
Table 1076. Mexico Cosmetics ODM Market Size, by Natural and Organic Status, 2017-2032 (USD Million) 489
Table 1077. Global Cosmetics ODM Market Share, by Key Player, 2025 491
Table 1078. Global Cosmetics ODM Market, Companies Covered 772
Table 1079. Global Cosmetics ODM Market, Key Experts 785

Contributors

Meet the Experts

Our reports are shaped by experienced analysts and industry specialists whose expertise ensures every insight is backed by rigorous research, deep industry knowledge, and thorough validation.

Shikha Sachan

Chief Executive Officer

A transformational leader with a strong focus on integrating new technology frameworks into market research. She focuses on reshaping business models in line with evolving technologies and geopolitical shifts, while actively engaging with decision-makers and experts to deliver trustworthy insights, strategic clarity, and lasting business value.

Shraddha Bhirud

Research Manager

With extensive experience in market intelligence, leads complex client engagements by overseeing research projects from initiation to delivery. Strengthens research operations through standardized methods, process optimization, and cross-functional collaboration. Her commitment to quality and client success ensures the delivery of actionable insights.

Nikhil Kadnor

Research Analyst

Skilled in developing customized research outputs by understanding project requirements, evaluating market conditions, and conducting competitive analysis. Ensures accurate and insight-driven outcomes using structured research methodologies.

360iResearch

Founded in 2017, 360iResearch is a market research and business consulting company headquartered in India, with clients and focus markets spanning the globe.

We are a dynamic, nimble company that believes in carving ambitious, purposeful goals and achieving them with the backing of our greatest asset - our people.

Quick on our feet, we have our ear to the ground when it comes to market intelligence and volatility. Our market intelligence is diligent, real-time and tailored to your needs, and arms you with all the insight that empowers strategic decision-making.

Our clientele encompasses about 80% of the Fortune Global 500, and leading consulting and research companies and academic institutions that rely on our expertise in compiling data in niche markets. Our meta-insights are intelligent, impactful and infinite, and translate into actionable data that support your quest for enhanced profitability, tapping into niche markets, and exploring new revenue opportunities.

Global Information | RESEARCH AND MARKETS THE WORLD'S LARGEST MARKET RESEARCH STORE | Market Research.com

© 360iResearch 2026

All Rights Reserved. This document contains highly confidential information and is the sole property of 360iResearch. No part of it may be circulated, copied, quoted, or otherwise reproduced without the written approval of 360iResearch.