360iResearch

Digestive Enzyme Supplements Market

Global Forecast 2026-2032

MRR-2A0283E2567C | October 2026

Great Place To Work. Certified FEB 2026-FEB 2027 INDIA

Table of Contents

1. Preface 7
   1.1. Objectives of the Study 7
   1.2. Market Definition 7
   1.3. Market Segmentation & Coverage 8
   1.4. Years Considered for the Study 26
   1.5. Currency Considered for the Study 27
   1.6. Language Considered for the Study 27
   1.7. Key Stakeholders 27
2. Research Methodology 28
   2.1. Introduction 28
   2.2. Research Design 28
      2.2.1. Primary Research 29
      2.2.2. Secondary Research 29
   2.3. Research Framework 29
      2.3.1. Qualitative Analysis 30
      2.3.2. Quantitative Analysis 30
   2.4. Market Size Estimation 31
      2.4.1. Top-Down Approach 31
      2.4.2. Bottom-Up Approach 31
   2.5. Data Triangulation 31
   2.6. Research Outcomes 32
   2.7. Research Assumptions 33
   2.8. Research Limitations 33
3. Executive Summary 34
   3.1. Introduction 34
   3.2. CXO Perspective 35
   3.3. New Revenue Opportunities 36
   3.4. Next-Generation Business Models 37
   3.5. Industry Roadmap 38
4. Market Overview 40
   4.1. Introduction 40
   4.2. Key Growth Contribution 41
   4.3. Industry Ecosystem & Value Chain Analysis 43
      4.3.1. Supply-Side Analysis 43
      4.3.2. Demand-Side Analysis 44
      4.3.3. Stakeholder Analysis 45
   4.4. Market Dynamics 45
      4.4.1. Key Drivers 46
         4.4.1.1. Recognizable food-related purchasing occasions 46
         4.4.1.2. Convenience-led complementary-ingredient positioning 47
         4.4.1.3. Origin-based assortment compatibility 47

4.4.2. Key Restraints 47
4.4.2.1. Dietary alternatives suppress supplement purchasing occasions 47
4.4.2.2. Disease-related claims restrict addressable positioning 48
4.4.2.3. Jurisdiction-specific eligibility constrains transferable access 48
4.4.3. Key Opportunities 49
4.4.3.1. Purpose-qualified assortment gaps 49
4.4.3.2. Convenience with retained complementary-ingredient choice 49
4.4.3.3. Permission-qualified digital and professional access 49
4.4.3.4. Distribution that resolves local accountability 50
4.4.4. Key Challenges 50
4.4.4.1. Maintaining defensible product comparisons 50
4.4.4.2. Preserving authorization and labeling consistency 51
4.4.4.3. Executing layered channel-access requirements 51
4.5. Porter's Five Forces Analysis 52
4.6. PESTLE Analysis 53
4.7. Market Outlook 55
4.7.1. Near-Term Market Outlook (0-2 Years) 56
4.7.2. Medium-Term Market Outlook (3-5 Years) 56
4.7.3. Long-Term Market Outlook (5-10 Years) 57
4.8. Go-to-Market Strategy 57
5. Market Insights 60
5.1. Consumer Insights & End-User Perspective 60
5.2. Consumer Experience Benchmarking 61
5.3. Opportunity Mapping 62
5.4. Distribution Channel Analysis 65
5.5. Pricing Trend Analysis 66
5.6. Regulatory Compliance & Standards Framework 68
5.7. ESG & Sustainability Analysis 69
5.8. Disruption & Risk Scenarios 70
5.9. Return on Investment & Cost-Benefit Analysis 72
6. Cumulative Impact of Artificial Intelligence 2026 74
7. Digestive Enzyme Supplements Market, by Enzyme Composition 76
7.1. Multi-Enzyme Blends 79
7.2. Single-Enzyme Supplements 81
8. Digestive Enzyme Supplements Market, by Complementary Ingredients 83
8.1. Enzyme-Only Supplements 86
8.2. Microbiome-Support Combinations 89
8.3. Non-Microbiome Co-Active Combinations 91
9. Digestive Enzyme Supplements Market, by Release Design 93
9.1. Conventional Release 96
9.2. Delayed Release 98
9.3. Extended Release 100
9.4. Mixed-Release Presentations 102
10. Digestive Enzyme Supplements Market, by Digestive Use 104

10.1. General Meal Digestion 108
10.2. Carbohydrate Digestion 110
10.2.1. Lactose Digestion 111
10.2.2. Broad Carbohydrate Digestion 114
10.2.3. Fiber & Oligosaccharide Digestion 115
10.2.4. Fructose Digestion 117
10.2.5. Sucrose & Starch Digestion 120
10.3. Protein Digestion 121
10.3.1. Gluten & Casein Digestion 123
10.3.2. General Protein Digestion 125
10.4. Cross-Nutrient Digestion 127
10.5. Fat Digestion 129
11. Digestive Enzyme Supplements Market, by Consumer Age Group 132
11.1. Adult-Only 135
11.2. Multi-Age 137
11.3. Pediatric-Only 138
12. Digestive Enzyme Supplements Market, by Oral Dosage Form 141
12.1. Capsules 145
12.2. Tablets & Lozenges 147
12.2.1. Swallowed Tablets & Caplets 149
12.2.2. Chewable & Dissolving Tablets 150
12.3. Powders & Granules 153
12.4. Gummies 155
12.5. Oral Liquids 157
13. Digestive Enzyme Supplements Market, by Seller Channel 159
13.1. Specialty Health & Nutrition Retailers 163
13.2. Brand-Direct Sellers 165
13.3. Pharmacies & Drugstores 167
13.4. Healthcare Practitioners & Clinics 169
13.5. General Merchandise & Grocery Retailers 170
13.6. Independent Direct Sellers 173
14. Digestive Enzyme Supplements Market, by Purchase Mode 175
14.1. In-Person Ordering 178
14.2. Digital Ordering 180
14.3. Telephone Ordering 183
14.4. Mail & Fax Ordering 184
15. Digestive Enzyme Supplements Market, by Enzyme Source 187
15.1. Microbial-Origin Enzymes 190
15.2. Mixed-Origin Enzymes 192
15.3. Plant-Origin Enzymes 194
15.4. Animal-Origin Enzymes 195
16. Digestive Enzyme Supplements Market, by Regulatory Product Class 198
16.1. Dietary & Food Supplements 202

16.2. Natural Health Products 204
16.3. Registered Health Supplements 205
16.4. Listed Complementary Medicines 208
17. Digestive Enzyme Supplements Market, by Region 210
17.1. North America 214
17.2. Asia-Pacific 218
17.3. Europe 223
17.4. Latin America 229
17.5. Middle East 234
17.6. Africa 238
18. Digestive Enzyme Supplements Market, by Group 243
18.1. NATO 247
18.2. G7 253
18.3. BRICS 257
18.4. European Union 262
18.5. ASEAN 268
18.6. GCC 273
19. Digestive Enzyme Supplements Market, by Country 278
19.1. United States 284
19.2. China 288
19.3. Russia 292
19.4. Japan 296
19.5. Germany 300
19.6. France 304
19.7. United Kingdom 308
19.8. Italy 312
19.9. Brazil 316
19.10. South Korea 320
19.11. India 324
19.12. Spain 328
19.13. Canada 332
19.14. Mexico 336
19.15. Australia 340
20. Competitive Landscape 345
20.1. Market Share Analysis, 2025 345
20.2. Market Concentration Analysis, 2025 350
20.3. Recent Developments & Impact Analysis, 2025 352
20.4. Product Portfolio Analysis, 2025 353
20.5. Benchmarking Analysis, 2025 355
21. Company Profiles 358
21.1. Enzymedica, Inc. 358
21.2. NOW Health Group, Inc. 359

21.3. Nestlé Health Science 360
21.4. Kenvue Inc. 361
21.5. Kiwi Biosciences 362
21.6. Intoleran 363
21.7. Factors Group of Nutritional Companies Inc. 364
21.8. Holland & Barrett 365
21.9. Nature's Sunshine 366
21.10. Lacteeze 367
21.11. Vitafor 367
21.12. dm-drogerie markt GmbH + Co. KG 368
21.13. Goodness Care 369
21.14. Nutritional Performance Labs 370
21.15. PharmaCare Laboratories Pty Ltd 371
21.16. Inlife Pharma Private Limited 372
21.17. LAC 373
22. Companies Covered 375
23. Key Experts 404

1. Preface

1.1. Objectives of the Study

- Determine how Single-Enzyme Supplements, Multi-Enzyme Blends, and the accepted complementary-ingredient categories should be compared for portfolio positioning without treating ingredient presence as proof of benefit or differentiation.
- Identify the product-specific regulatory classification and jurisdictional commercial requirements that must be established before market entry, importation, marketing, or channel participation is considered.
- Examine how consumers, caregivers, and practitioner buyers evaluate digestive use, age positioning, enzyme origin, release design, and oral form, including the documentation needed to qualify an offering for the intended buyer or assortment.
- Assess the commercial barriers to switching between products, brands, or suppliers, distinguishing buyer acceptance, documented positioning, supply commitments, and channel eligibility from assumed product equivalence.
- Distinguish Seller Channel from Purchase Mode to evaluate access relationships, seller responsibilities, buyer support, and channel economics without treating digital ordering as a separate seller type.
- Determine which evidenced supplier or partner capabilities are needed for finished-product participation, including commercial supply, product documentation, jurisdictional access, and distribution, rather than inferring readiness from upstream enzyme activity alone.
- Establish scope-consistent comparisons across the historical, base, estimated, and forecast-year roles, keeping finished digestive enzyme supplements distinct from broader enzyme, supplement, and digestive-health businesses.

1.2. Market Definition

The Global Digestive Enzyme Supplements study covers finished oral products positioned as digestive enzyme supplements within the Food & Beverage study context. Included offerings encompass Single-Enzyme Supplements and Multi-Enzyme Blends, presented as Enzyme-Only Supplements, Microbiome-Support Combinations, or Non-Microbiome Co-Active Combinations. All accepted enzyme origins, release designs, consumer age groups, and oral dosage forms participate in the scope.

The included digestive-use settings encompass General Meal Digestion, Carbohydrate Digestion and its accepted subcategories, Protein Digestion and its accepted subcategories, Fat Digestion, and Cross-Nutrient Digestion. The regulatory perimeter includes Dietary & Food Supplements, Registered Health Supplements, Natural Health Products, and Listed Complementary Medicines. These categories establish the commercial offerings covered by the study, not a product-specific determination of authorization.

The buyer boundary encompasses consumers and caregivers acquiring finished supplements, together with brands, sellers, practitioners, and clinics making assortment, procurement, or recommendation decisions. Upstream enzyme ingredients, separately supplied complementary ingredients, and contract services are relevant value-chain context but are not independently included finished offerings. Industrial and food-processing enzymes, enzyme-free digestive-health products, ordinary foods, pharmaceutical enzyme therapies outside the accepted product classes, and medical services remain adjacent activities rather than studied offerings.

The geographic boundary is Global. Jurisdictional and channel comparisons provide analysis within that boundary rather than redefining the study as a selected-country market.

1.3. Market Segmentation & Coverage

Enzyme Composition distinguishes Single-Enzyme Supplements from Multi-Enzyme Blends. Complementary Ingredients separately distinguishes Enzyme-Only Supplements, Microbiome-Support Combinations, and Non-Microbiome Co-Active Combinations. Together, these axes separate the enzyme offering from the presence of other active ingredients; a multi-enzyme product is not automatically a complementary-ingredient combination.

Release Design includes Conventional Release, Delayed Release, Extended Release, and Mixed-Release Presentations. These are included commercial presentation categories to be evaluated through documented product positioning. Release design and oral dosage form remain separate attributes.

Digestive Use includes General Meal Digestion; Carbohydrate Digestion, comprising Lactose Digestion, Fructose Digestion, Sucrose & Starch Digestion, Fiber & Oligosaccharide Digestion, and Broad Carbohydrate Digestion; Protein Digestion, comprising General Protein Digestion and Gluten & Casein Digestion; Fat Digestion; and Cross-Nutrient Digestion. This hierarchy distinguishes general, nutrient-focused, and cross-nutrient positioning without making the labels evidence of clinical benefit.

Consumer Age Group includes Adult-Only, Pediatric-Only, and Multi-Age. Oral Dosage Form includes Capsules; Tablets & Lozenges, comprising Swallowed Tablets & Caplets and Chewable & Dissolving Tablets; Gummies; Powders & Granules; and Oral Liquids. These axes organize age positioning and product presentation as separate purchaser and assortment questions.

Seller Channel includes Brand-Direct Sellers, Independent Direct Sellers, Healthcare Practitioners & Clinics, Pharmacies & Drugstores, Specialty Health & Nutrition Retailers, and General Merchandise & Grocery Retailers. The axis identifies the seller relationship rather than the method used to place an order.

Purchase Mode includes Digital Ordering, In-Person Ordering, Telephone Ordering, and Mail & Fax Ordering. Keeping this axis separate from Seller Channel permits examination of ordering access without assuming that a purchase mode determines the seller's commercial role.

Enzyme Source includes Microbial-Origin Enzymes, Plant-Origin Enzymes, Animal-Origin Enzymes, and Mixed-Origin Enzymes. Origin is retained as a product-classification and

buyer-positioning lens, distinct from enzyme composition, complementary ingredients, and intended digestive use.

Regulatory Product Class includes Dietary & Food Supplements, Registered Health Supplements, Natural Health Products, and Listed Complementary Medicines. These categories preserve the included commercial classes without assuming legal equivalence across jurisdictions. All root axes are independent analytical lenses on the studied offerings, not additive pools of opportunity.

Table 1. Global Digestive Enzyme Supplements Market Segmentation & Coverage

Segmentation	Coverage
Complementary Ingredients	• Enzyme-Only Supplements • Microbiome-Support Combinations • Non-Microbiome Co-Active Combinations
Consumer Age Group	• Adult-Only • Multi-Age • Pediatric-Only

Digestive Use	• General Meal Digestion
	• Carbohydrate Digestion
	  o Lactose Digestion
	  o Broad Carbohydrate Digestion
	  o Fiber & Oligosaccharide Digestion
	  o Fructose Digestion
	  o Sucrose & Starch Digestion
	• Protein Digestion
	  o Gluten & Casein Digestion
	  o General Protein Digestion
	• Cross-Nutrient Digestion
	• Fat Digestion

Enzyme Composition	• Multi-Enzyme Blends • Single-Enzyme Supplements
Enzyme Source	• Microbial-Origin Enzymes • Mixed-Origin Enzymes • Plant-Origin Enzymes • Animal-Origin Enzymes

Oral Dosage Form	• Capsules
	• Tablets & Lozenges
	  o Swallowed Tablets & Caplets
	  o Chewable & Dissolving Tablets
	• Powders & Granules
	• Gummies
	• Oral Liquids

Table 1 - continued

Segmentation	Coverage
Purchase Mode	• In-Person Ordering • Digital Ordering • Telephone Ordering • Mail & Fax Ordering
Regulatory Product Class	• Dietary & Food Supplements • Natural Health Products • Registered Health Supplements • Listed Complementary Medicines
Release Design	• Conventional Release • Delayed Release • Extended Release • Mixed-Release Presentations
Seller Channel	• Specialty Health & Nutrition Retailers • Brand-Direct Sellers • Pharmacies & Drugstores • Healthcare Practitioners & Clinics • General Merchandise & Grocery Retailers • Independent Direct Sellers

Sources & Evidence

1. Questions and Answers on Dietary Supplements

- Taxonomy evidence: FDA includes enzymes among potential dietary ingredients and requires dietary-supplement identity rather than conventional-food representation. This supports the finished-supplement boundary, not universal SKU qualification. ([fda.gov](https://www.fda.gov/food/information-consumers-using-dietary-supplements/questions-and-answers-dietary-supplements))
- Taxonomy evidence: FDA includes enzymes among dietary substances that can be supplement ingredients and requires supplement labeling. ([fda.gov](https://www.fda.gov/food/information-consumers-using-dietary-supplements/questions-and-answers-dietary-supplements))
- Taxonomy evidence: Recognized ingestible supplement forms include capsules, tablets, gummies, softgels, liquids and powders; physical form alone does not establish supplement identity. ([fda.gov](https://www.fda.gov/food/information-consumers-using-dietary-supplements/questions-and-answers-dietary-supplements))
- Taxonomy evidence: FDA recognizes oral supplements in tablet, capsule, gummy, softgel, liquid and powder forms; form alone does not establish supplement identity. ([fda.gov](https://www.fda.gov/food/information-consumers-using-dietary-supplements/questions-and-answers-dietary-supplements))
- Taxonomy evidence: Capsules and softgels are recognized supplement presentations. ([fda.gov](https://www.fda.gov/food/information-consumers-using-dietary-supplements/questions-and-answers-dietary-supplements))
- Taxonomy evidence: Capsules and softgels are recognized dietary-supplement forms. ([fda.gov](https://www.fda.gov/food/information-consumers-using-dietary-supplements/questions-and-answers-dietary-supplements))
- Taxonomy evidence: Tablets are recognized supplement presentations. ([fda.gov](https://www.fda.gov/food/information-consumers-using-dietary-supplements/questions-and-answers-dietary-supplements))
- Taxonomy evidence: Tablets are a recognized dietary-supplement form. ([fda.gov](https://www.fda.gov/food/information-consumers-using-dietary-supplements/questions-and-answers-dietary-supplements))
- Taxonomy evidence: Gummies can be supplements, but conventional-food representation remains a separate boundary issue. ([fda.gov](https://www.fda.gov/food/information-consumers-using-dietary-supplements/questions-and-answers-dietary-supplements))
- Taxonomy evidence: Gummies can be dietary supplements, but products represented as conventional foods do not qualify merely because of their form. ([fda.gov](https://www.fda.gov/food/information-consumers-using-dietary-supplements/questions-and-answers-dietary-supplements))
- Taxonomy evidence: Powders are recognized supplement presentations. ([fda.gov](https://www.fda.gov/food/information-consumers-using-dietary-supplements/questions-and-answers-dietary-supplements))
- Taxonomy evidence: Powders are a recognized dietary-supplement form. ([fda.gov](https://www.fda.gov/food/information-consumers-using-dietary-supplements/questions-and-answers-dietary-supplements))
- Taxonomy evidence: Liquids are recognized supplement presentations; this does not automatically qualify food-treatment-only enzyme liquids. ([fda.gov](https://www.fda.gov/food/information-consumers-using-dietary-supplements/questions-and-answers-dietary-supplements))
- Taxonomy evidence: Liquids are a recognized dietary-supplement form. ([fda.gov](https://www.fda.gov/food/information-consumers-using-dietary-supplements/questions-and-answers-dietary-supplements))

2. Dietary Supplement Labeling Guide: Chapter IV. Nutrition Labeling
   - Taxonomy evidence: The labeling guide distinguishes declared dietary ingredients and proprietary blends, providing public identity inputs for the composition axis. ([fda.gov](https://www.fda.gov/food/dietary-supplements-guidance-documents-regulatory-information/dietary-supplement-labeling-guide-chapter-iv-nutrition-labeling))
   - Taxonomy evidence: Requires common-name dietary ingredient declarations and separately identified proprietary blends; public ingredient declarations provide the input for composition classification.
   - Taxonomy evidence: Binders, excipients and fillers are distinguished from dietary ingredients, supporting their exclusion from co-active classification. ([fda.gov](https://www.fda.gov/food/dietary-supplements-guidance-documents-regulatory-information/dietary-supplement-labeling-guide-chapter-iv-nutrition-labeling))
   - Taxonomy evidence: Distinguishes dietary ingredients from binders, fillers and excipients in labeling, supporting exclusion of nonactive formulation ingredients from the co-active partition.
   - Taxonomy evidence: Non-dietary formulation ingredients belong in a separate ingredient statement; enzyme-only active classification need not imply ingredient purity. ([fda.gov](https://www.fda.gov/food/dietary-supplements-guidance-documents-regulatory-information/dietary-supplement-labeling-guide-chapter-iv-nutrition-labeling))
   - Taxonomy evidence: Places binders, excipients and fillers in the ingredient statement rather than the dietary ingredient panel, supporting an enzyme-only active profile even when a finished product contains nonactive ingredients.
   - Taxonomy evidence: Dietary ingredients without established Daily Values remain named dietary ingredients and are not automatically excipients. ([fda.gov](https://www.fda.gov/food/dietary-supplements-guidance-documents-regulatory-information/dietary-supplement-labeling-guide-chapter-iv-nutrition-labeling))
   - Taxonomy evidence: Dietary ingredients without established Daily Values must still be declared by common name; a non-enzyme dietary ingredient is not inherently an excipient.

3. Digestive Enzymes

- Taxonomy evidence: The June xx.xx 2026 monograph recognizes single-ingredient and multi-ingredient enzyme presentations.
([webprod.hc-sc.gc.ca](https://webprod.hc-sc.gc.ca/nhpid-bdipsn/atReq?atid=enzyme.multi&lang=eng))
- Taxonomy evidence: Lactase and alpha-galactosidase are separately named enzyme actives.
([webprod.hc-sc.gc.ca](https://webprod.hc-sc.gc.ca/nhpid-bdipsn/atReq?atid=enzyme.multi&lang=eng))
- Taxonomy evidence: Pancreatic complexes are associated with multiple enzyme activities, supporting analytical blend allocation.
([webprod.hc-sc.gc.ca](https://webprod.hc-sc.gc.ca/nhpid-bdipsn/atReq?atid=enzyme.multi&lang=eng))
- Taxonomy evidence: General digestive-aid and specific food-digestion purposes are distinguished.
([webprod.hc-sc.gc.ca](https://webprod.hc-sc.gc.ca/nhpid-bdipsn/atReq?atid=enzyme.multi&lang=eng))
- Taxonomy evidence: The June xx.xx 2026 monograph distinguishes general digestive-aid, protein, lactose, fermentable-carbohydrate and high-fat-meal purposes for oral natural health products.
([webprod.hc-sc.gc.ca](https://webprod.hc-sc.gc.ca/nhpid-bdipsn/atReq?atid=enzyme.multi&lang=eng))
- Taxonomy evidence: A general digestive-aid purpose is recognized.
([webprod.hc-sc.gc.ca](https://webprod.hc-sc.gc.ca/nhpid-bdipsn/atReq?atid=enzyme.multi&lang=eng))
- Taxonomy evidence: The monograph permits general digestive-aid positioning, separately from its more specific purposes.
([webprod.hc-sc.gc.ca](https://webprod.hc-sc.gc.ca/nhpid-bdipsn/atReq?atid=enzyme.multi&lang=eng))
- Taxonomy evidence: Lactose-food digestion is an identified lactase purpose.
([webprod.hc-sc.gc.ca](https://webprod.hc-sc.gc.ca/nhpid-bdipsn/atReq?atid=enzyme.multi&lang=eng))
- Taxonomy evidence: Lactase-containing products have an expressly identified lactose-food digestion purpose.
([webprod.hc-sc.gc.ca](https://webprod.hc-sc.gc.ca/nhpid-bdipsn/atReq?atid=enzyme.multi&lang=eng))
- Taxonomy evidence: Oligosaccharide-related meal positioning is an identified purpose.
([webprod.hc-sc.gc.ca](https://webprod.hc-sc.gc.ca/nhpid-bdipsn/atReq?atid=enzyme.multi&lang=eng))
- Taxonomy evidence: Alpha-galactosidase products have oligosaccharide and fermentable-carbohydrate meal-related purposes, including vegetables, legumes and grains.
([webprod.hc-sc.gc.ca](https://webprod.hc-sc.gc.ca/nhpid-bdipsn/atReq?atid=enzyme.multi&lang=eng))
- Taxonomy evidence: Protein digestion is a separately identified purpose.
([webprod.hc-sc.gc.ca](https://webprod.hc-sc.gc.ca/nhpid-bdipsn/atReq?atid=enzyme.multi&lang=eng))
- Taxonomy evidence: Protease-containing products have a distinct protein-digestion labeling purpose.
([webprod.hc-sc.gc.ca](https://webprod.hc-sc.gc.ca/nhpid-bdipsn/atReq?atid=enzyme.multi&lang=eng))
- Taxonomy evidence: High-fat-meal digestive positioning is recognized for pancreatic-enzyme natural health products.
([webprod.hc-sc.gc.ca](https://webprod.hc-sc.gc.ca/nhpid-bdipsn/atReq?atid=enzyme.multi&lang=eng))
- Taxonomy evidence: Pancreatic-enzyme natural health products have an identified high-fat-meal digestive-aid purpose; this does not establish prescription-therapy inclusion.
([webprod.hc-sc.gc.ca](https://webprod.hc-sc.gc.ca/nhpid-bdipsn/atReq?atid=enzyme.multi&lang=eng))
- Taxonomy evidence: The monograph specifies adults aged xx.xx or older.
([webprod.hc-sc.gc.ca](https://webprod.hc-sc.gc.ca/nhpid-bdipsn/atReq?atid=enzyme.multi&lang=eng))
- Taxonomy evidence: The listed subpopulation is adults aged xx.xx or older, rather than an all-age population.
([webprod.hc-sc.gc.ca](https://webprod.hc-sc.gc.ca/nhpid-bdipsn/atReq?atid=enzyme.multi&lang=eng))
- Taxonomy evidence: Public source identities span microbial, botanical and animal origins.
([webprod.hc-sc.gc.ca](https://webprod.hc-sc.gc.ca/nhpid-bdipsn/atReq?atid=enzyme.multi&lang=eng))
- Taxonomy evidence: Enteric-coated enzyme presentations occur within the natural-health-product framework.
([webprod.hc-sc.gc.ca](https://webprod.hc-sc.gc.ca/nhpid-bdipsn/atReq?atid=enzyme.multi&lang=eng))
- Taxonomy evidence: The document expressly concerns digestive-enzyme Natural Health Product authorization applications and labels.
([webprod.hc-sc.gc.ca](https://webprod.hc-sc.gc.ca/nhpid-bdipsn/atReq?atid=enzyme.multi&lang=eng))
- Taxonomy evidence: Lactose and oligosaccharide-related purposes establish distinct carbohydrate-focused digestive positioning within the monograph.
([webprod.hc-sc.gc.ca](https://webprod.hc-sc.gc.ca/nhpid-bdipsn/atReq?atid=enzyme.multi&lang=eng))
- Taxonomy evidence: The protein-digestion purpose is stated generally, without restricting it to gluten or casein.
([webprod.hc-sc.gc.ca](https://webprod.hc-sc.gc.ca/nhpid-bdipsn/atReq?atid=enzyme.multi&lang=eng))
- Taxonomy evidence: The monograph explicitly specifies an adult subpopulation, making intended age a

4. Dosage Forms (DF) that are being remapped to SPL terms

- Taxonomy evidence: FDA terminology separately identifies delayed and extended release across physical dosage forms. It is a terminology anchor, not a supplement-approval rule. ([fda.gov](https://www.fda.gov/drugs/drug-approvals-and-databases/dosage-forms-df-are-being-remapped-spl-terms))
- Taxonomy evidence: FDA terminology distinguishes delayed and extended release across physical dosage forms. It is used here to harmonize release terminology, not to classify supplements as approved drugs.
- Taxonomy evidence: Enteric-coated capsule pellets and granules map to delayed-release terminology. ([fda.gov](https://www.fda.gov/drugs/drug-approvals-and-databases/dosage-forms-df-are-being-remapped-spl-terms))
- Taxonomy evidence: Maps enteric-coated capsule pellets and enteric-coated granules to delayed-release equivalents, supporting the enteric/gastro-resistant synonym grouping.
- Taxonomy evidence: Sustained-action capsule and tablet terminology maps to extended release. ([fda.gov](https://www.fda.gov/drugs/drug-approvals-and-databases/dosage-forms-df-are-being-remapped-spl-terms))
- Taxonomy evidence: Maps sustained-action capsule and tablet terminology, and repeat-action tablet terminology, to extended release; this supports label normalization rather than proof of a supplement's actual release behavior.
- Taxonomy evidence: Hard- and soft-gelatin capsule terminology maps to the capsule dosage-form class. ([fda.gov](https://www.fda.gov/drugs/drug-approvals-and-databases/dosage-forms-df-are-being-remapped-spl-terms))
- Taxonomy evidence: Troche terminology maps to lozenges, supporting normalization of dissolving presentations without changing their retained category identity. ([fda.gov](https://www.fda.gov/drugs/drug-approvals-and-databases/dosage-forms-df-are-being-remapped-spl-terms))

5. Food supplements
   - Taxonomy evidence: EFSA includes enzymes in food or dietary supplements and distinguishes national regulatory treatment. ([efsa.europa.eu](https://www.efsa.europa.eu/en/safe2eat/food-supplements))
   - Taxonomy evidence: EFSA explicitly includes enzymes in its description of food or dietary supplements and notes national-level regulation within the EU. ([efsa.europa.eu](https://www.efsa.europa.eu/en/safe2eat/food-supplements))
   - Taxonomy evidence: Supplement sellers include pharmacies, supermarkets and specialized stores, with online availability described separately. ([efsa.europa.eu](https://www.efsa.europa.eu/en/safe2eat/food-supplements))
   - Taxonomy evidence: EFSA distinguishes pharmacies, supermarkets and specialized stores as supplement sellers, while separately identifying online availability. ([efsa.europa.eu](https://www.efsa.europa.eu/en/safe2eat/food-supplements))
   - Taxonomy evidence: Pharmacies are an expressly recognized supplement retail channel. ([efsa.europa.eu](https://www.efsa.europa.eu/en/safe2eat/food-supplements))
   - Taxonomy evidence: Pharmacies are an expressly identified food-supplement retail channel. ([efsa.europa.eu](https://www.efsa.europa.eu/en/safe2eat/food-supplements))
   - Taxonomy evidence: Specialized stores are an expressly recognized supplement retail channel. ([efsa.europa.eu](https://www.efsa.europa.eu/en/safe2eat/food-supplements))
   - Taxonomy evidence: Specialized stores are an expressly identified food-supplement retail channel. ([efsa.europa.eu](https://www.efsa.europa.eu/en/safe2eat/food-supplements))
   - Taxonomy evidence: Supermarkets are an expressly recognized supplement retail channel. ([efsa.europa.eu](https://www.efsa.europa.eu/en/safe2eat/food-supplements))
   - Taxonomy evidence: Supermarkets are an expressly identified food-supplement retail channel. ([efsa.europa.eu](https://www.efsa.europa.eu/en/safe2eat/food-supplements))
   - Taxonomy evidence: Recognized supplement presentations include tablets, capsules, powders and liquids. ([efsa.europa.eu](https://www.efsa.europa.eu/en/safe2eat/food-supplements))
   - Taxonomy evidence: EFSA identifies enzyme-containing food supplements among products offered as tablets, capsules, powders and liquids. ([efsa.europa.eu](https://www.efsa.europa.eu/en/safe2eat/food-supplements))
   - Taxonomy evidence: Online availability is identified separately from the pharmacy, supermarket and specialist seller classes. ([efsa.europa.eu](https://www.efsa.europa.eu/en/safe2eat/food-supplements))

6. Health Supplement Main Page
   - Taxonomy evidence: NPRA defines a designated Health Supplement class that includes enzymes and provides a dedicated registration framework. This supports a class distinction, not classification by registration alone. ([npra.gov.my](https://www.npra.gov.my/~npraweb/index.php/en/health-supplement-main-page.html))
   - Taxonomy evidence: The dedicated Health Supplement registration framework supports a statutory distinction from food-supplement and listed-medicine frameworks. ([npra.gov.my](https://www.npra.gov.my/~npraweb/index.php/en/health-supplement-main-page.html))
   - Taxonomy evidence: The designated Health Supplement definition includes enzyme-containing diet-supplementing products in small oral presentations. ([npra.gov.my](https://www.npra.gov.my/~npraweb/index.php/en/health-supplement-main-page.html))
   - Taxonomy evidence: NPRA maintains a designated Health Supplement framework and expressly includes enzymes among eligible ingredient categories. ([npra.gov.my](https://www.npra.gov.my/~npraweb/index.php/en/health-supplement-main-page.html))
   - Taxonomy evidence: The definition expressly identifies capsules, tablets, powders and liquids as possible presentations; eligibility remains product-specific. ([npra.gov.my](https://www.npra.gov.my/~npraweb/index.php/en/health-supplement-main-page.html))
   - Taxonomy evidence: The Health Supplement definition identifies capsules as small-unit oral presentations. ([npra.gov.my](https://www.npra.gov.my/~npraweb/index.php/en/health-supplement-main-page.html))
   - Taxonomy evidence: The Health Supplement definition identifies tablets as small-unit oral presentations. ([npra.gov.my](https://www.npra.gov.my/~npraweb/index.php/en/health-supplement-main-page.html))
   - Taxonomy evidence: The Health Supplement definition includes powder presentations. ([npra.gov.my](https://www.npra.gov.my/~npraweb/index.php/en/health-supplement-main-page.html))
   - Taxonomy evidence: The Health Supplement definition includes liquid presentations. ([npra.gov.my](https://www.npra.gov.my/~npraweb/index.php/en/health-supplement-main-page.html))
7. Digestive Enzymes (301544)
   - Taxonomy evidence: The Digestive Enzymes entry, ARTG xx.xx records medicine registration type, licence category LI and licence status A. It supports listed-medicine participation, not independently verified efficacy or retail sales. ([tga.gov.au](https://www.tga.gov.au/resources/artg/xx.xx))
   - Taxonomy evidence: The Digestive Enzymes ARTG entry records a medicine with licence category LI and active licence status. It corroborates enzyme-product participation in the listed-medicine framework but does not establish retail sales or independently verified efficacy. ([tga.gov.au](https://www.tga.gov.au/resources/artg/xx.xx))
8. The North American Industry Classification System in the Current Employment Statistics Program
   - Taxonomy evidence: NAICS 2022 retail classifications integrate relevant electronic-shopping and mail-order operations into activity-based retailer classes, supporting separation of seller function from ordering medium. ([bls.gov](https://www.bls.gov/ces/naics/naics-2022.htm))
   - Taxonomy evidence: BLS explains that NAICS 2022 retail classes combine store operations with relevant electronic-shopping, mail-order and direct-selling portions. This supports keeping seller function separate from ordering medium. ([bls.gov](https://www.bls.gov/ces/naics/naics-2022.htm))
   - Taxonomy evidence: Food-health-supplement retail includes relevant former electronic-shopping and mail-order operations alongside stores. ([bls.gov](https://www.bls.gov/ces/naics/naics-2022.htm))
   - Taxonomy evidence: The food-supplement retail class includes relevant former electronic-shopping and mail-order operations alongside supplement stores. ([bls.gov](https://www.bls.gov/ces/naics/naics-2022.htm))
   - Taxonomy evidence: Pharmacy and drug retail includes relevant former electronic-shopping and mail-order operations. ([bls.gov](https://www.bls.gov/ces/naics/naics-2022.htm))
   - Taxonomy evidence: Pharmacy/drug retail includes relevant former electronic-shopping and mail-order operations. ([bls.gov](https://www.bls.gov/ces/naics/naics-2022.htm))
   - Taxonomy evidence: General-merchandise and warehouse-club/supercenter classes include relevant electronic-shopping operations rather than treating the ordering medium as the retailer identity. ([bls.gov](https://www.bls.gov/ces/naics/naics-2022.htm))
   - Taxonomy evidence: General-merchandise, warehouse-club and supercenter retail classes include relevant electronic-shopping operations. ([bls.gov](https://www.bls.gov/ces/naics/naics-2022.htm))

9. E-Commerce
   - Taxonomy evidence: Census defines e-commerce through online order placement or negotiation rather than requiring online payment, supporting separation of purchase mode from payment. ([census.gov](https://www.census.gov/library/publications/time-series/e-commerce.html))
   - Taxonomy evidence: Census defines electronic commerce by online ordering or negotiation rather than requiring online payment, supporting separation of purchase mode from payment and fulfillment. ([census.gov](https://www.census.gov/library/publications/time-series/e-commerce.html))
   - Taxonomy evidence: The definition covers internet, mobile devices, electronic mail and comparable online systems. The taxonomy's separate treatment of fax documents is an explicit analytical rule. ([census.gov](https://www.census.gov/library/publications/time-series/e-commerce.html))
   - Taxonomy evidence: The definition covers internet, mobile, electronic-mail and comparable online ordering systems. Faxed order documents are kept separately under this taxonomy's explicit allocation rule. ([census.gov](https://www.census.gov/library/publications/time-series/e-commerce.html))
   - Taxonomy evidence: The publication distinguishes fixed point-of-sale retail locations serving walk-in customers from nonstore retail methods. This is a general ordering-context anchor, not an enzyme-specific sales estimate. ([census.gov](https://www.census.gov/library/publications/time-series/e-commerce.html))
10. Summary of applications and notifications
   - Taxonomy evidence: The European Commission application index lists a 2023 xylose-isomerase application associated with Intoleran Digestive Experts. Application listing does not establish authorization of a finished Fructase presentation; the category's jurisdiction-specific inclusion remains unresolved. ([food.ec.europa.eu](https://food.ec.europa.eu/food-safety/novel-food/authorisations/summary-applications-and-notifications_en))
   - Taxonomy evidence: The retrieved record is an application index, not a finished-product statutory classification or authorization decision. It cannot replace SKU-level supplement-equivalence evidence. ([food.ec.europa.eu](https://food.ec.europa.eu/food-safety/novel-food/authorisations/summary-applications-and-notifications_en))
11. LifeExtension.com Website
   - Taxonomy evidence: The current consumer FAQ describes completed online purchases, telephone purchasing and mail-in orders within one seller operation. ([lifeextension.com](https://www.lifeextension.com/faq/website))
   - Taxonomy evidence: The consumer ordering FAQ expressly supports completed website orders, telephone purchases and mail-in orders, establishing distinct purchase modes within the same seller operation. ([lifeextension.com](https://www.lifeextension.com/faq/website))
   - Taxonomy evidence: Online checkout produces an order-confirmation message, corroborating digital order placement. ([lifeextension.com](https://www.lifeextension.com/faq/website))
   - Taxonomy evidence: The FAQ describes confirmation after online checkout. ([lifeextension.com](https://www.lifeextension.com/faq/website))
   - Taxonomy evidence: The FAQ states that all products can be purchased by telephone; the separately inspected current storefront includes a digestive-enzyme supplement. ([lifeextension.com](https://www.lifeextension.com/faq/website))
   - Taxonomy evidence: The FAQ states that all products can be purchased by telephone; the separately inspected current catalog includes a qualifying digestive-enzyme supplement. ([lifeextension.com](https://www.lifeextension.com/faq/website))
   - Taxonomy evidence: Mail-in consumer orders are expressly recognized. The FAQ does not establish consumer fax ordering. ([lifeextension.com](https://www.lifeextension.com/faq/website))
   - Taxonomy evidence: The FAQ expressly recognizes mail-in consumer orders. It does not establish current fax ordering. ([lifeextension.com](https://www.lifeextension.com/faq/website))

12. Enhanced Super Digestive Enzymes

- Taxonomy evidence: The inspected finished-supplement label declares multiple enzyme identities, corroborating a current commercial blend example rather than an efficacy finding. ([lifeextension.com](https://www.lifeextension.com/vitamins-supplements/item02021/enhanced-super-digestive-enzymes))
- Taxonomy evidence: The Supplement Facts active declaration contains an enzyme blend, with formulation ingredients separately identified. This corroborates current enzyme-only active-profile availability. ([lifeextension.com](https://www.lifeextension.com/vitamins-supplements/item02021/enhanced-super-digestive-enzymes))
- Taxonomy evidence: The product is marketed as a finished capsule presentation. ([lifeextension.com](https://www.lifeextension.com/vitamins-supplements/item02021/enhanced-super-digestive-enzymes))
- Taxonomy evidence: The brand storefront offers the supplement through direct one-time purchase and recurring-purchase controls. ([lifeextension.com](https://www.lifeextension.com/vitamins-supplements/item02021/enhanced-super-digestive-enzymes))
- Taxonomy evidence: The current brand storefront offers a finished digestive-enzyme supplement through one-time purchase and AutoShip controls. ([lifeextension.com](https://www.lifeextension.com/vitamins-supplements/item02021/enhanced-super-digestive-enzymes))
- Taxonomy evidence: The label declares botanical bromelain alongside microbial-origin enzymes. Mixed-origin allocation is an analytical inference from those declarations, not vegetarian wording. ([lifeextension.com](https://www.lifeextension.com/vitamins-supplements/item02021/enhanced-super-digestive-enzymes))
- Taxonomy evidence: The label identifies botanical bromelain alongside microbial-source enzymes. Mixed-origin allocation is an inference from those declared enzyme origins, not from the product's vegetarian claim. ([lifeextension.com](https://www.lifeextension.com/vitamins-supplements/item02021/enhanced-super-digestive-enzymes))
- Taxonomy evidence: Both one-time orders and recurring-purchase enrollment are available online. Assigning renewals to the standing authorization's mode is an analytical allocation rule, not a separately reported sales statistic. ([lifeextension.com](https://www.lifeextension.com/vitamins-supplements/item02021/enhanced-super-digestive-enzymes))

13. Professional Pricing + Order Form

- Taxonomy evidence: The inspected professional order form includes named digestive-enzyme products and permits fax orders. Its professional pricing and audience establish practitioner procurement, not the binding mode of a final consumer purchase. Consumer fax support therefore remains partial. ([pureencapsulationspro.com](https://www.pureencapsulationspro.com/media/combined_orderforms_1_28_2026.pdf))
- Taxonomy evidence: The form documents professional access to digestive-enzyme inventory. It does not by itself establish subsequent practitioner resale, merchant identity or consumer transaction allocation. ([pureencapsulationspro.com](https://www.pureencapsulationspro.com/media/combined_orderforms_1_28_2026.pdf))

14. Proactazyme Supplement for Proper Digestion

- Taxonomy evidence: The refreshed Proactazyme page describes its enzymes as fungi-sourced in one section and plant-sourced in another. This unresolved commercial wording conflict is retained as a limitation and is not used to verify an exclusive or mixed-origin allocation. ([naturessunshine.com](https://www.naturessunshine.com/product/proactazyme))
- Taxonomy evidence: The Proactazyme page describes its blend as fungi-sourced but elsewhere calls the enzymes plant-sourced. This conflicting origin terminology is not used to verify an exclusive source allocation; botanical co-actives and vegan positioning cannot independently resolve the enzyme origins. ([naturessunshine.com](https://www.naturessunshine.com/product/proactazyme))

15. Lactase: 3 hours protection from lactose

- Taxonomy evidence: The official Lactase page identifies a dietary supplement with explicitly differentiated immediate and prolonged release declarations. This corroborates a marketed mixed-release designation, not independently measured behavior or 2025 sales. ([erbavita.com](https://www.erbavita.com/en/product/lactase/))
- Taxonomy evidence: Publicly labels the lactase presentation with Fast/Retard technology and differentiated immediate and prolonged release stages, establishing a mixed-release supplement example.
- Taxonomy evidence: Only the public release-category designation is used; production details and effectiveness claims are not adopted.
- Taxonomy evidence: The inspected product identifies lactase as its enzyme active, corroborating a single-named-enzyme commercial example. ([erbavita.com](https://www.erbavita.com/en/product/lactase/))
- Taxonomy evidence: The specific Lactase offering is explicitly described as a dietary supplement with lactase as its enzyme, corroborating a single-named-enzyme commercial category.

16. LACTEEZE Children's Strength Tablets | Lactose Intolerance Relief | in Canada

- Taxonomy evidence: The refreshed official Children's Lacteeze page targets children aged two to twelve. This establishes pediatric positioning but does not establish exclusive eligibility under a complete current product label or regulatory subpopulation record. ([lacteeze.ca](https://www.lacteeze.ca/lacteeze-childrens))
- Taxonomy evidence: The official Children's Lacteeze page markets the finished lactase tablets to children aged two to twelve. This establishes pediatric positioning, but not exclusive eligibility under a complete current regulatory label. ([lacteeze.ca](https://www.lacteeze.ca/lacteeze-childrens))

17. Digestive Enzymes - Natural Health Product Monograph, June 26, 2026
    - Taxonomy evidence: The June xx.xx 2026 natural health product monograph recognizes named enzyme actives and explicitly discusses products containing multiple digestive enzymes, supporting composition distinctions independently of marketed use.
    - Taxonomy evidence: Identifies lactase and alpha-galactosidase as individually named actives, supporting the commercial enzyme-identity convention rather than a global sales allocation.
    - Taxonomy evidence: Recognizes pancreatic enzymes, pancreatic extract, pancreatin and pancrelipase and identifies pancreatic preparations with amylase, lipase and protease activities; these complexes support blend allocation despite a single ingredient name.
    - Taxonomy evidence: Explicitly addresses enzyme products combined with nonenzymatic ingredients, supporting a separate complementary-active profile.
    - Taxonomy evidence: Recognizes enteric-coated finished enzyme presentations within the natural health product framework, providing enzyme-market-specific support for gastro-resistant delayed-release categories.
    - Taxonomy evidence: The June xx.xx 2026 digestive-enzyme monograph provides public source identities spanning microbial, botanical and animal origins. ([webprod.hc-sc.gc.ca](https://webprod.hc-sc.gc.ca/nhpid-bdipsn/dbImages/mono_digestive-enzymes_english.pdf))
    - Taxonomy evidence: The source tables identify fungal and bacterial sources for named digestive enzymes. ([webprod.hc-sc.gc.ca](https://webprod.hc-sc.gc.ca/nhpid-bdipsn/dbImages/mono_digestive-enzymes_english.pdf))
    - Taxonomy evidence: The source tables identify pineapple for bromelain and papaya for papain. ([webprod.hc-sc.gc.ca](https://webprod.hc-sc.gc.ca/nhpid-bdipsn/dbImages/mono_digestive-enzymes_english.pdf))
    - Taxonomy evidence: The source tables identify animal origins for pancreatic enzymes and pepsin. ([webprod.hc-sc.gc.ca](https://webprod.hc-sc.gc.ca/nhpid-bdipsn/dbImages/mono_digestive-enzymes_english.pdf))
    - Taxonomy evidence: The document is expressly a Natural Health Product monograph for digestive-enzyme market-authorization applications and labels. ([webprod.hc-sc.gc.ca](https://webprod.hc-sc.gc.ca/nhpid-bdipsn/dbImages/mono_digestive-enzymes_english.pdf))
    - Taxonomy evidence: The monograph identifies oral capsule presentations, including soft capsules. ([webprod.hc-sc.gc.ca](https://webprod.hc-sc.gc.ca/nhpid-bdipsn/dbImages/mono_digestive-enzymes_english.pdf))
    - Taxonomy evidence: The monograph identifies oral tablet presentations. ([webprod.hc-sc.gc.ca](https://webprod.hc-sc.gc.ca/nhpid-bdipsn/dbImages/mono_digestive-enzymes_english.pdf))
    - Taxonomy evidence: The monograph identifies granules among oral digestive-enzyme dosage forms. ([webprod.hc-sc.gc.ca](https://webprod.hc-sc.gc.ca/nhpid-bdipsn/dbImages/mono_digestive-enzymes_english.pdf))
18. Digestive Enzymes and Digestive Enzyme Supplements
    - Taxonomy evidence: Distinguishes over-the-counter digestive enzyme supplements from prescription pancreatic enzyme replacement and identifies amylase, lipase, protease, lactase and alpha-galactosidase in the supplement discussion.
    - Taxonomy evidence: This distinction supports retaining nonprescription supplement composition categories without including prescription replacement therapy.

19. Digestive Enzymes - Manufacturer Label in NIH Dietary Supplement Label Database, Record 242744
    - Taxonomy evidence: The recorded manufacturer label identifies a digestive enzyme blend containing several enzyme identities and separately declares bromelain and papain, establishing a labeled multi-enzyme supplement example.
    - Taxonomy evidence: The reproduced Supplement Facts panel lists enzyme actives only, with remaining formulation ingredients listed separately under Other Ingredients, demonstrating an enzyme-only active profile rather than ingredient purity.
    - Taxonomy evidence: Database inclusion does not establish regulatory approval or current availability of this label version.
20. A roundup of the ISAPP consensus definitions: probiotics, prebiotics, synbiotics, postbiotics and fermented foods
    - Taxonomy evidence: The scientific consensus vocabulary distinguishes probiotic, prebiotic, synbiotic and postbiotic concepts from generic fermented-food descriptions, informing the analytical microbiome co-active grouping.
    - Taxonomy evidence: Prebiotics are distinguished from fiber generally; probiotics, postbiotics and synbiotics have distinct definitions. These distinctions support category terminology without verifying any digestive supplement's benefit claims.
    - Taxonomy evidence: Fermentation alone does not establish probiotic status, supporting the exclusion of unsupported fermented-ingredient inferences.
21. Guidance Document: Labelling of Pharmaceutical Drugs for Human Use
    - Taxonomy evidence: The guidance distinguishes immediate-release presentations from modified-release forms such as delayed and extended release. These terms inform the analytical taxonomy without imposing pharmaceutical-drug rules on every supplement.
    - Taxonomy evidence: Separately recognizes immediate-release presentations, furnishing a standardized reference for the conventional versus modified-release distinction; supplement-specific category presence requires commercial product evidence.
    - Taxonomy evidence: Recognizes finished products combining immediate-release and modified-release ingredients in the same physical presentation and calls for labeling that combination, supporting preservation of combined profiles rather than duplicate allocation.
22. Advanced Digestive Enzymes
    - Taxonomy evidence: The specific Advanced Digestive Enzymes offering declares pancreatin and pepsin and describes itself as a digestive enzyme blend, corroborating commercial blend classification.
    - Taxonomy evidence: The displayed active ingredients additionally include betaine hydrochloride, L-glutamic acid hydrochloride and ox bile, without a declared probiotic, prebiotic or postbiotic co-active.
    - Taxonomy evidence: This establishes a public commercial example of a non-microbiome co-active combination, not an efficacy finding.
23. GI-One (180 Capsules)
    - Taxonomy evidence: Publicly markets GI-One as a broad-spectrum digestive enzyme supplement and declares multiple enzyme actives, including pancreatin, supporting blend classification.
    - Taxonomy evidence: Declares a probiotic ingredient alongside enzymes, betaine hydrochloride and quercetin, demonstrating a microbiome-support combination that also contains non-microbiome co-actives.
    - Taxonomy evidence: Explicitly describes the finished GI-One capsule as delayed release; this supports its public commercial designation, not independently measured release performance.
24. Qué es Nutira
    - Taxonomy evidence: The official page identifies Nutira as a range of lactase food supplements; lactase is the only enzyme active described in the inspected range presentation.
    - Taxonomy evidence: Specifically describes Nutira Retard as prolonged-release tablets.
    - Taxonomy evidence: The accompanying immediate-effect language is not independently treated as proof of a separately labeled immediate-release phase.

25. Digestive Enzymes
    - Taxonomy evidence: The official Digestive Enzymes page explicitly markets an enzyme blend in a finished oral supplement.
    - Taxonomy evidence: Markets enzyme, probiotic and prebiotic support and discloses botanical co-actives in the same product; the analytical priority rule allocates this combination once to microbiome support.
    - Taxonomy evidence: The manufacturer FAQ expressly states that Digestive Enzymes does not use a delayed-release capsule and describes intended stomach availability.
    - Taxonomy evidence: This supports conventional marketed positioning without turning fast-acting benefit language into verified release behavior.
26. Nutira - Salvat
    - Taxonomy evidence: Salvat's specific Nutira presentation identifies lactase in its Ingredient section, independently corroborating the single commercial enzyme identity described by the supplement-facing page.
    - Taxonomy evidence: The English-language product presentation expressly identifies Nutira Retard as extended-release tablets, corroborating normalization of the prolonged-release descriptor.
27. Pathway for Licensing Natural Health Products Making Modern Health Claims
    - Taxonomy evidence: The guidance requires target-population age bands to reflect supported conditions of use and appear on product labels. ([canada.ca](https://www.canada.ca/en/health-canada/services/drugs-health-products/natural-non-prescription/legislation-guidelines/guidance-documents/pathway-licensing-making-modern-health-claims.html))
    - Taxonomy evidence: Adult evidence is not automatically transferable to children or infants, supporting separate consideration of adult eligibility. ([canada.ca](https://www.canada.ca/en/health-canada/services/drugs-health-products/natural-non-prescription/legislation-guidelines/guidance-documents/pathway-licensing-making-modern-health-claims.html))
    - Taxonomy evidence: The guidance separately recognizes infant, child and adolescent target populations; it does not verify exclusive pediatric eligibility for a particular digestive-enzyme SKU. ([canada.ca](https://www.canada.ca/en/health-canada/services/drugs-health-products/natural-non-prescription/legislation-guidelines/guidance-documents/pathway-licensing-making-modern-health-claims.html))
28. Treatment for Lactose Intolerance
    - Taxonomy evidence: NIDDK identifies consumer lactase products as a distinct lactose-related digestive category, including tablets; processing-only drops are not automatically included in this taxonomy. ([niddk.nih.gov](https://www.niddk.nih.gov/health-information/digestive-diseases/lactose-intolerance/treatment))
29. Which Digestive Enzymes Are Right for You?
    - Taxonomy evidence: The official commercial guide positions Digest Basic and Digest Complete for everyday mixed-food digestion, separately from food-targeted offerings. Only product positioning is used; leadership and efficacy claims are excluded. ([enzymedica.com](https://enzymedica.com/pages/which-digestive-enzymes-are-right-for-you))
30. Xylose Isomerase Supplement - Fructase 36 capsules | Intoleran
    - Taxonomy evidence: The specific Fructase commercial page prominently targets fructose or fruit-sugar digestion, establishing marketed positioning distinct from fructan and lactose purposes. ([intoleran.com](https://www.intoleran.com/us/product/fructase-xx.xx-capsules/))
31. Customs declaration product Fructase
    - Taxonomy evidence: The supplier's public declaration describes Fructase as an EU food supplement for fructose digestion. This is manufacturer-reported classification, not an independent regulatory determination. ([intoleran.com](https://www.intoleran.com/nl/wp-content/uploads/sites/xx.xx/2025/xx.xx/customs-declaration-Intoleran-fructase.pdf))
32. Starch Digestive Enzymes - Starchway 50 capsules | Intoleran
    - Taxonomy evidence: The specific Starchway product page jointly emphasizes sucrose and starch digestion as its commercial purpose. Its claims are treated as positioning, not disease-treatment authorization. ([intoleran.com](https://www.intoleran.com/us/product/starchway-xx.xx-capsules/))

33. No-Fenol - Houston Enzymes
    - Taxonomy evidence: The official No-Fenol product page prominently positions the finished supplement for fruit and vegetable digestion and plant-fiber-related support. Biological mechanisms and efficacy claims are not adopted. ([houston-enzymes.com](https://www.houston-enzymes.com/products/no-fenol))
34. FODZYME®: FODMAP Digestive Enzymes for Fructans, GOS & Lactose
    - Taxonomy evidence: The official FODZYME page identifies a dietary supplement prominently co-targeting fructans, galacto-oligosaccharides and lactose. These targets support combined carbohydrate positioning, not a claim to address every FODMAP component. ([fodzyme.com](https://fodzyme.com/products/fodzyme))
    - Taxonomy evidence: The specific product page identifies a digestive-enzyme dietary supplement in powder format, offered in jars and on-the-go packets. Packaging variants remain within one dosage-form category. ([fodzyme.com](https://fodzyme.com/products/fodzyme))
    - Taxonomy evidence: The manufacturer-identified brand storefront directly offers its finished digestive-enzyme supplement to consumers. ([fodzyme.com](https://fodzyme.com/products/fodzyme))
    - Taxonomy evidence: The specific supplement page provides an online purchasing route. ([fodzyme.com](https://fodzyme.com/products/fodzyme))
35. Gut & Protein Optimizer for Protein Absorption | Jarrow Formulas
    - Taxonomy evidence: The official Gut & Protein Optimizer page expressly positions the finished digestive-enzyme combination for protein-rich meals, snacks and high-protein diets. Absorption-performance claims are not independently verified. ([jarrow.com](https://jarrow.com/products/gut-protein-optimizer))
    - Taxonomy evidence: The page identifies adults as the intended audience and supplies adult-directed labeling, establishing an adult-directed presentation without inferring pediatric eligibility. ([jarrow.com](https://jarrow.com/products/gut-protein-optimizer))
36. Enzymedica® | GlutenEase™ | Digestive Enzymes
    - Taxonomy evidence: The official GlutenEase page prominently identifies gluten and casein as commercial targets and states that the product does not replace a gluten-free diet for celiac disease. Positioning alone is evidenced. ([enzymedica.com](https://enzymedica.com/collections/all/products/glutenease))
37. Lypazyme - Houston Enzymes
    - Taxonomy evidence: The official Lypazyme page prominently targets digestion of high-fat meals and dietary fat-containing supplements, corroborating a specialized food-fat digestive purpose. ([houston-enzymes.com](https://www.houston-enzymes.com/products/lypazyme))
38. DairyAssist™ | Enzymes for Dairy Digestion
    - Taxonomy evidence: The official DairyAssist page expressly co-emphasizes lactose and casein, establishing a combined dairy-sugar and dairy-protein purpose rather than lactose-only positioning. ([enzymedica.com](https://enzymedica.com/collections/all/products/dairyassist-enzyme-digestion))
39. Buy Lacteeze (120 Tablets) - SINGLE PACK
    - Taxonomy evidence: The specific Lacteeze tablet page expressly identifies both children over two years old and adults as intended populations, supporting one multi-age presentation rather than separate adult and pediatric allocations. ([lacteeze.com.au](https://www.lacteeze.com.au/product/lacteeze-xx.xx-tablets/))
40. Senarai produk yang diluluskan dalam PBKD373, 2 Jun 2022
    - Taxonomy evidence: The June xx.xx 2022 renewal list expressly classifies Blackmores Digestive Enzymes Plus Capsule as HEALTH SUPPLEMENT-GENERAL. This establishes a dated enzyme-product statutory category, not current sales or an uncanceled license. ([npra.gov.my](https://www.npra.gov.my/~npraweb/easyarticles/images/users/xx.xx/Senarai-produk-yang-diluluskan-dalam-PBKD373-xx.xx-Jun-2022-website.pdf))

41. Understanding listed and registered complementary medicine regulation

- Taxonomy evidence: TGA distinguishes listed, assessed-listed and registered medicine pathways; nutritional products may be regulated as foods or therapeutic goods depending on their presentation. ([tga.gov.au](https://www.tga.gov.au/resources/guidance/understanding-listed-and-registered-complementary-medicine-regulation))
- Taxonomy evidence: Listed and assessed-listed medicines carry AUST L and AUST L(A) identifiers, respectively. Enzymes occur within designated complementary-medicine ingredient categories; listing is not equivalent to individual premarket efficacy evaluation. ([tga.gov.au](https://www.tga.gov.au/resources/guidance/understanding-listed-and-registered-complementary-medicine-regulation))

42. Perguntas Frequentes

- Taxonomy evidence: ANVISA treats enzyme-containing products within its food-supplement framework and explains the transition to supplement notification rules effective September xx.xx 2024. Administrative notification does not create a separate statutory supplement class. ([gov.br](https://www.gov.br/anvisa/pt-br/assuntos/alimentos/suplementos-alimentares/perguntas-frequentes))
- Taxonomy evidence: The regulator's distinction between product category and registration/notification history supports classification by legal product class rather than administrative procedure alone. ([gov.br](https://www.gov.br/anvisa/pt-br/assuntos/alimentos/suplementos-alimentares/perguntas-frequentes))

43. 2022 NAICS Manual

- Taxonomy evidence: NAICS 2022 distinguishes food-supplement retail, pharmacy/drug retail, grocery retail and general-merchandise retail by business activity. These are classification anchors, not estimates of digestive-enzyme channel shares. ([census.gov](https://www.census.gov/naics/reference_files_tools/2022_NAICS_Manual.pdf))
- Taxonomy evidence: Food (Health) Supplement Retailers is a defined industry for establishments primarily retailing vitamins and nutritional supplements. ([census.gov](https://www.census.gov/naics/reference_files_tools/2022_NAICS_Manual.pdf))
- Taxonomy evidence: Pharmacies and Drug Retailers is distinguished from specialist food-supplement retail. ([census.gov](https://www.census.gov/naics/reference_files_tools/2022_NAICS_Manual.pdf))
- Taxonomy evidence: The manual separately identifies supermarket/grocery, general-merchandise, warehouse-club and supercenter retail activities, including corresponding internet retail operations. ([census.gov](https://www.census.gov/naics/reference_files_tools/2022_NAICS_Manual.pdf))

44. Nature's Sunshine Products, Inc. Form 10-K for the Year Ended December 31, 2025

- Taxonomy evidence: The fiscal-2025 filing describes direct sales to customers and a separate independent-consultant resale model within the nutritional-product business. ([ir.naturessunshine.com](https://ir.naturessunshine.com/sec-filings/all-sec-filings/content/xx.xx-xx.xx-xx.xx/natr-xx.xx.htm))
- Taxonomy evidence: The filing states that independent consultants operate separate businesses and may resell products to consumers, establishing a genuine independent-reseller model rather than referral activity alone. ([ir.naturessunshine.com](https://ir.naturessunshine.com/sec-filings/all-sec-filings/content/xx.xx-xx.xx-xx.xx/natr-xx.xx.htm))
- Taxonomy evidence: The filing separately identifies products sold directly to customers, supporting distinction from consultant resale. ([ir.naturessunshine.com](https://ir.naturessunshine.com/sec-filings/all-sec-filings/content/xx.xx-xx.xx-xx.xx/natr-xx.xx.htm))

45. Online Webpage Agreement
    - Taxonomy evidence: The agreement permits professionals to sell dietary supplements to their clients through manufacturer-hosted webpages and describes professional resale proceeds. ([metagenics.com](https://www.metagenics.com/en-us/online-webpage-agreement))
    - Taxonomy evidence: Manufacturer hosting and branding do not by themselves identify the final merchant: this agreement expressly supports professional resale through hosted storefronts. The seller-of-record rule is an analytical application of that distinction. ([metagenics.com](https://www.metagenics.com/en-us/online-webpage-agreement))
    - Taxonomy evidence: The agreement documents client purchases through webpages and professional e-commerce stores, showing that practitioner resale can use digital ordering. ([metagenics.com](https://www.metagenics.com/en-us/online-webpage-agreement))
46. Super Enzymes Tablets
    - Taxonomy evidence: The inspected finished digestive-enzyme supplement is explicitly presented as an easy-to-swallow tablet. ([nowfoods.com](https://www.nowfoods.com/products/supplements/super-enzymes-tablets?VARI=xx.xx))
    - Taxonomy evidence: The label identifies porcine pancreatin together with pineapple-derived bromelain. Its allocation to Mixed-Origin Enzymes is a transparent inference from the declared animal and botanical enzyme origins. ([nowfoods.com](https://www.nowfoods.com/products/supplements/super-enzymes-tablets?VARI=xx.xx))
47. Pancreatin 2000 Capsules
    - Taxonomy evidence: The official finished-supplement page identifies porcine pancreatic enzymes with digestive positioning, establishing a nonprescription animal-origin supplement example without treating it as prescription replacement therapy. ([nowfoods.com](https://www.nowfoods.com/products/supplements/pancreatin-2000-capsules))
    - Taxonomy evidence: The finished product is presented in capsules. ([nowfoods.com](https://www.nowfoods.com/products/supplements/pancreatin-2000-capsules))
48. Bromelain 500 mg Veg Capsules
    - Taxonomy evidence: The finished bromelain supplement explicitly identifies pineapple origin and substantive digestive positioning alongside joint-comfort positioning. This supports botanical enzyme origin without adopting efficacy claims. ([nowfoods.com](https://www.nowfoods.com/products/supplements/bromelain-xx.xx-mg-veg-capsules))
49. Papaya Enzyme Lozenges
    - Taxonomy evidence: The official digestive-enzyme product is marketed as lozenges with chew-or-dissolve labeling, establishing a commercial dissolving/chewable presentation distinct from swallowed tablets and gummies. ([nowfoods.com](https://www.nowfoods.com/products/supplements/papaya-enzyme-lozenges))
    - Taxonomy evidence: A finished digestive-enzyme lozenge offering is directly listed with purchasing controls. ([nowfoods.com](https://www.nowfoods.com/products/supplements/papaya-enzyme-lozenges))
50. What Is Alpha Galactosidase? The Enzyme That Splits Galactans
    - Taxonomy evidence: Intoleran identifies Aspergillus niger, a fungus, as the origin of the alpha-galactosidase used in its named digestive supplements. This establishes microbial-origin commercial enzyme participation without resolving every blend's full source profile. ([intoleran.com](https://www.intoleran.com/us/how-does-it-work/digestive-enzymes/alpha-galactosidase/))
51. PooPerfect
    - Taxonomy evidence: The official product page prominently co-positions digestive enzymes within a gummy combination and provides a purchasing route. This establishes an advertised enzyme-containing gummy format, not independently verified efficacy or universal regulatory qualification. ([cleannutra.com](https://cleannutra.com/products/fur-glow-copy))
52. Delictase - Oral Drops
    - Taxonomy evidence: The official Delictase page identifies oral drops containing lactase and describes the product as a food supplement. Its displayed notification number is expressly not a marketing-authorization license. ([en.delictase.gr](https://en.delictase.gr/copy-of-delictase))

53. Digestive Enzyme Supplements - Chewable Tablets
    - Taxonomy evidence: The retailer maintains a dedicated digestive-enzyme category and describes local store availability, establishing specialist retail participation rather than merely a supplier portfolio claim. ([vitaminshoppe.com](https://www.vitaminshoppe.com/c/digestion-gut-health/enzymes/digestive-enzymes/form/chewable-tablets))
    - Taxonomy evidence: The category page directs consumers to purchase digestive-enzyme products locally in stores, supporting face-to-face retail ordering. ([vitaminshoppe.com](https://www.vitaminshoppe.com/c/digestion-gut-health/enzymes/digestive-enzymes/form/chewable-tablets))
    - Taxonomy evidence: Chewable Tablets is an explicit digestive-enzyme product-form category. ([vitaminshoppe.com](https://www.vitaminshoppe.com/c/digestion-gut-health/enzymes/digestive-enzymes/form/chewable-tablets))
54. Over-the-Counter Products
    - Taxonomy evidence: The consumer pharmacy ordering page, updated October xx.xx 2026, offers online/app, telephone and mail/fax ordering. The page does not itself identify qualifying digestive-enzyme SKUs in the program. ([careplushealthplans.com](https://www.careplushealthplans.com/members/member-resources/otc-products))
    - Taxonomy evidence: Mail/fax ordering is currently operated in consumer pharmacy retail. Its specific linkage to qualifying digestive-enzyme products remains an evidence gap. ([careplushealthplans.com](https://www.careplushealthplans.com/members/member-resources/otc-products))

1.4. Years Considered for the Study

The study spans 2024-2032. The historical year is 2024, the base year is 2025, the estimated year is 2026, and the forecast year is 2032.

Figure 1. Global Digestive Enzyme Supplements Market, Years Considered for the Study

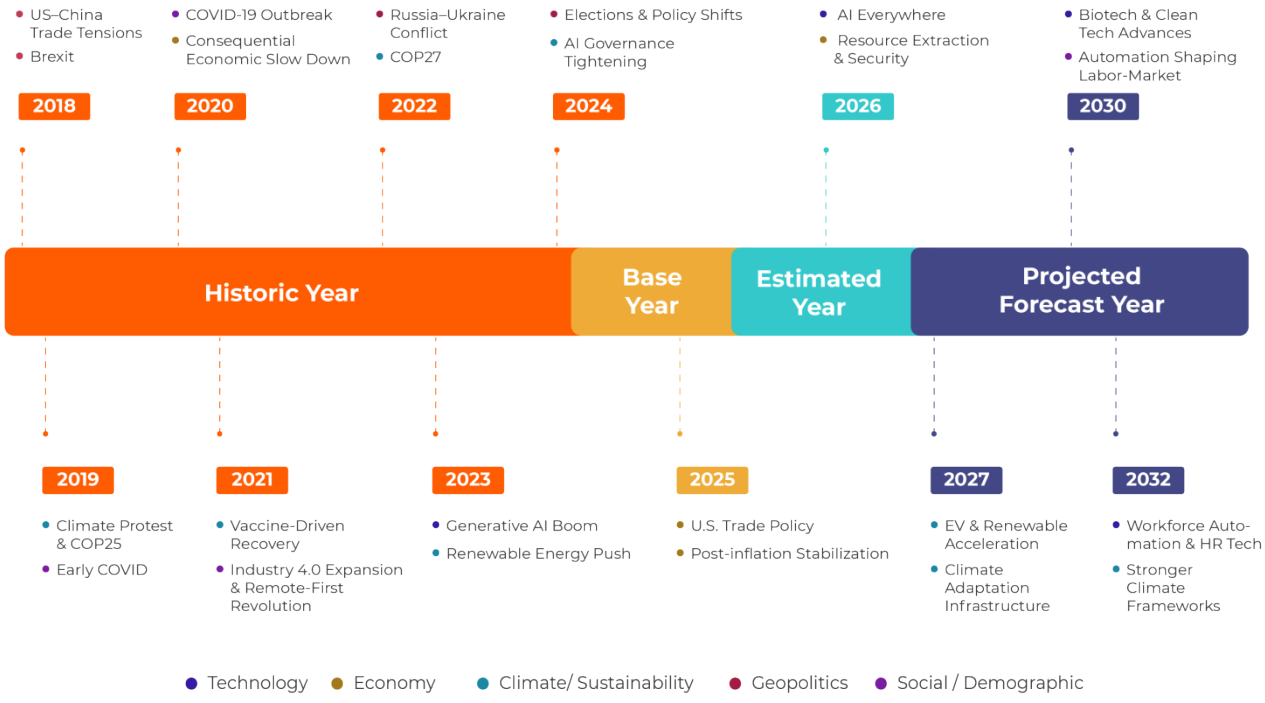

1.5. Currency Considered for the Study

Market values are reported in USD on an absolute-value scale.

1.6. Language Considered for the Study

The publication language is U.S. English.

1.7. Key Stakeholders

- Supplement brands and portfolio owners: evaluate positioning across composition, complementary ingredients, digestive use, age labeling, release design, and oral form, together with the evidence needed for intended commercial claims and channels.
- Enzyme ingredient suppliers and finished-product suppliers: distinguish upstream participation from finished supplement capability and assess the documentation, commercial commitments, and buyer requirements attached to each role.
- Contract service providers: assess the commercial scope of engagements, documented capabilities, responsibilities, and delivery commitments without treating their services as separately included finished supplements.
- Brand-direct sellers, independent direct sellers, healthcare practitioners and clinics, pharmacies and drugstores, specialty health and nutrition retailers, and general merchandise and grocery retailers: evaluate assortment eligibility, supplier relationships, and purchaser support within their distinct seller roles.
- Consumers and caregivers: assess products through documented digestive-use positioning, age labeling, oral form, origin, and commercial claims, with particular exposure to unsupported assumptions of suitability or interchangeability.
- Nutrition and gastroenterology professionals and researchers: distinguish commercial positioning from evidence relevant to professional evaluation and recognize when recommendation, procurement, and seller roles require separate analysis.
- Regulators and industry associations: evaluate product classification, commercial representations, and jurisdictional participation while preserving distinctions among the accepted supplement and complementary-product classes.
- Investors, corporate strategists, and advisers: evaluate portfolio boundaries, evidenced capabilities, commercial access, and comparability before drawing conclusions from wider enzyme or digestive-health business activity.

2. Research Methodology

2.1. Introduction

The study examines Digestive Enzyme Supplements as finished oral commercial offerings, linking product classification to purchaser evaluation, supplier participation, and seller access within a Global boundary. The approach separates evidence about product identity and commercial status from interpretations of demand or differentiation, while keeping the qualitative challenge layer distinct from the substantiation required for numerical analysis.

2.2. Research Design

Coverage follows the full accepted taxonomy rather than using a conventional capsule, a single digestive use, or one regulatory class as a proxy for the entire market. Product attributes, buyer positioning, commercial relationships, and jurisdictional status answer different questions and must remain distinguishable in interpretation.

The design separates a finished supplement's identity from its supplier's wider activities. Evidence of upstream enzyme participation does not establish a finished supplement offering, and evidence that a product is offered does not establish authorization, buyer acceptance, exclusive distribution, or competitive advantage. The qualitative challenge layer informs interpretation without replacing the evidence required for each commercial or numerical claim.

Figure 2. Global Digestive Enzyme Supplements Market, Research Design

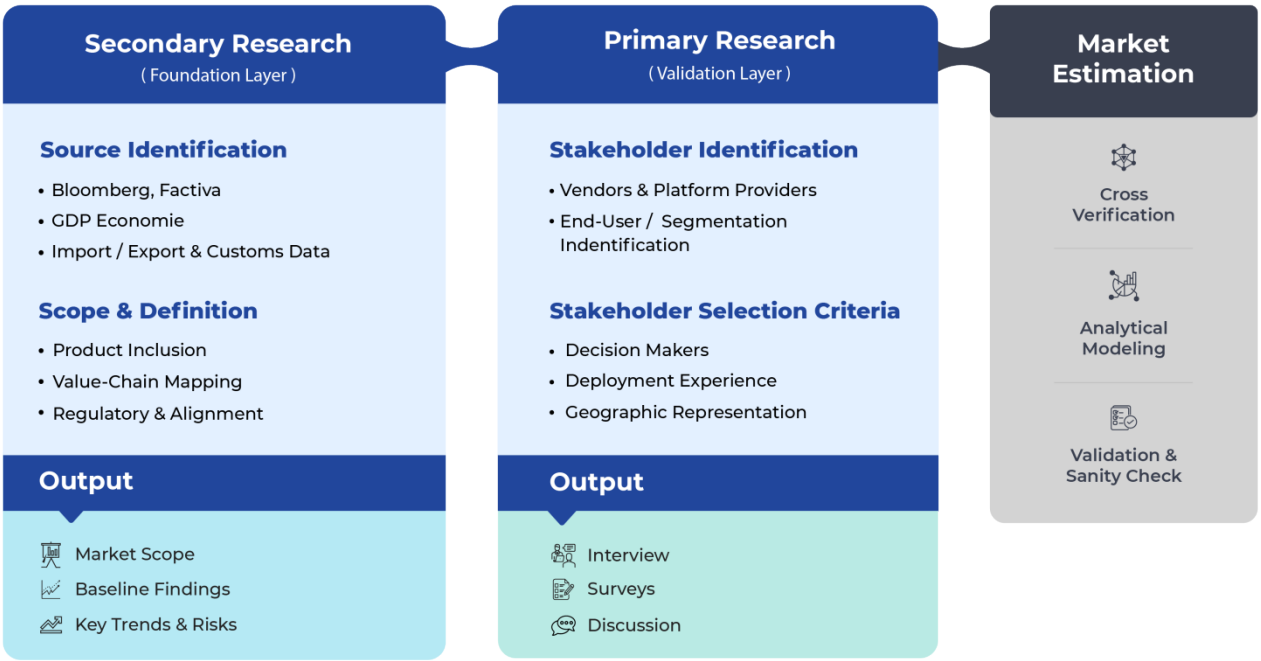

2.2.1. Primary Research

The analyst team conducted primary research as a qualitative challenge layer for market definition, segmentation, demand conditions, adoption barriers, and competitive interpretation. This work tested analytical assumptions and sharpened explanations of market mechanisms without serving as standalone support for numerical estimates.

The qualitative challenge layer is evaluated alongside secondary evidence within the accepted market scope. It informs conditional market explanations and hypotheses for subsequent quantitative analysis. Numerical estimates require their own supporting evidence, and a forecast derived from a qualitative assumption does not independently validate that assumption. Final interpretation must reconcile the qualitative findings with the completed quantitative results.

2.2.2. Secondary Research

Secondary evidence must address the specific claim for which it is used. Product materials can support a company's own commercial offering, applicable official records can establish the status or classification they expressly cover, and business disclosures can describe activity within their stated boundaries. These roles do not make broader enzyme-industry or digestive-health information evidence for every included supplement category.

The underlying authority and subject of a claim must be identifiable. Product identity, authorization, commercial capability, and demand interpretation require separate support where the available material answers only one of those questions. A technical publication alone is not evidence that a finished supplement is marketed, authorized, or commercially accessible.

2.3. Research Framework

The framework connects the finished-product definition to the accepted taxonomy, the relevant supplier and seller roles, the measurement boundary, and the decisions facing market participants. Product attributes identify what is being compared; buyer and channel context identify who evaluates or distributes it; regulatory classification identifies which commercial status must be verified.

Competition is interpreted within those boundaries. A broader enzyme portfolio, a digestive-health brand, and an in-scope finished supplement are not interchangeable competitive units. Commercial conclusions must therefore identify the offering and relationship to which they apply before extending an observation into a portfolio, partnership, or access decision.

Figure 3. Global Digestive Enzyme Supplements Market, Research Framework

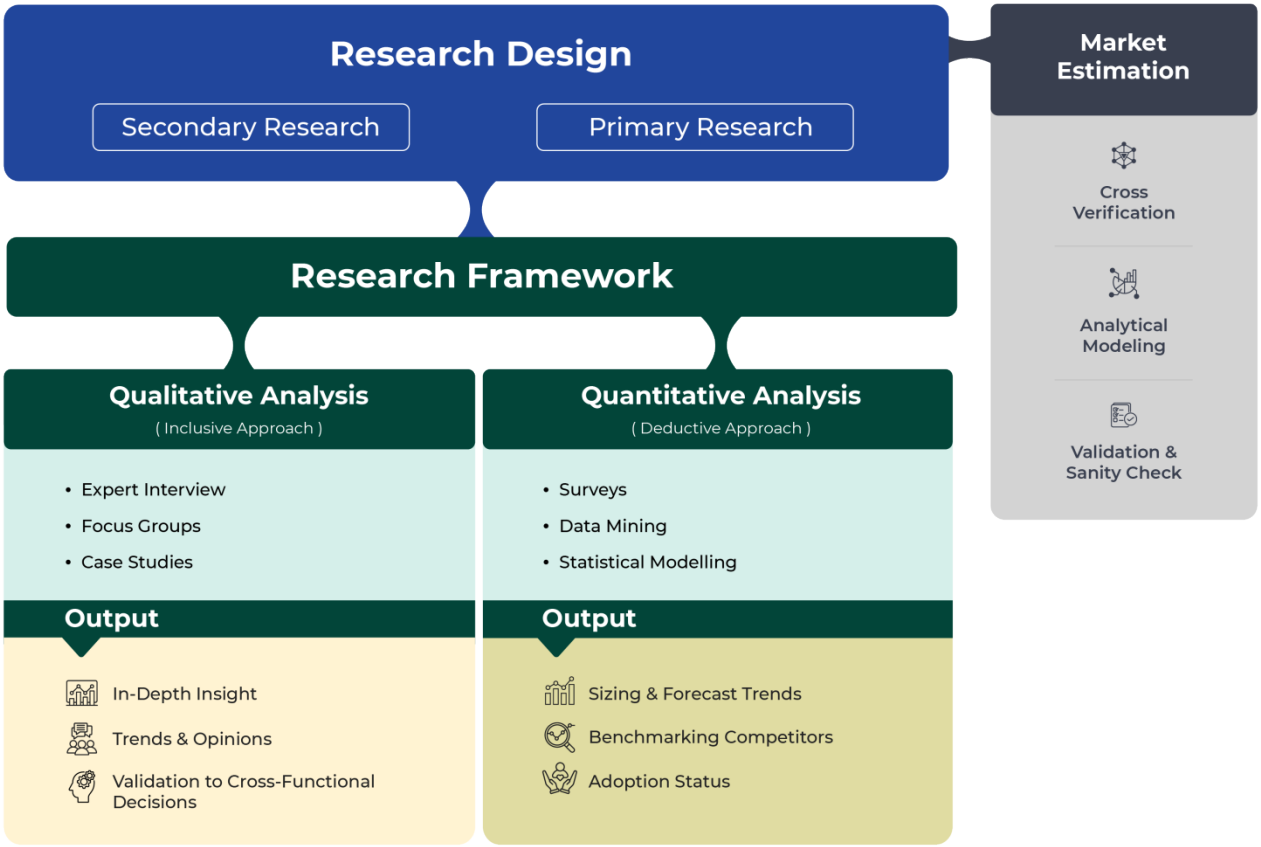

2.3.1. Qualitative Analysis

The qualitative framework addresses the commercial questions raised by the product taxonomy: how composition and complementary ingredients support positioning; how digestive use, age labeling, origin, release design, and oral form enter purchaser evaluation; and how seller relationships differ from ordering methods. These are questions for commercial interpretation, not assertions that a particular attribute creates demand or establishes benefit.

Buyer qualification and switching are examined through the evidence a purchaser or seller would need before accepting an alternative offering. Relevant distinctions include documented product identity, permitted commercial positioning, supplier responsibilities, and channel access. A plausible explanation of buyer behavior remains conditional until supported within the relevant product and commercial setting.

2.3.2. Quantitative Analysis

Quantitative interpretation is bounded by the Global market, absolute market values reported in USD, and the distinct historical, base, estimated, and forecast-year roles. Product-level information and broader business information require aligned product, geographic, and period boundaries before they can support a comparison.

The segmentation axes describe different views of the same in-scope commercial activity. Composition, complementary ingredients, release design, digestive use, consumer age, oral

form, seller, ordering mode, enzyme source, and regulatory class are not independent totals to add together. Any aggregation must address overlapping classifications explicitly; category inclusion, interview participation, and qualitative plausibility do not establish numerical values.

2.4. Market Size Estimation

Market-size interpretation is bounded by finished Digestive Enzyme Supplements within the Global study scope. The inclusion of an enzyme origin, complementary ingredient, seller channel, or regulatory class does not independently add the value of upstream materials, contract services, or adjacent digestive-health offerings to that perimeter.

Any estimate requires its own numerical support and an explicit product, geographic, period, and valuation boundary. Multiple classifications of an included product provide alternative analytical views, not additional copies of its commercial activity. Qualitative explanations can identify assumptions worth examining but cannot independently substantiate a market value.

2.4.1. Top-Down Approach

A top-down comparison is defensible only when a broader aggregate can be related to the included finished supplements, Global geography, study periods, and a comparable valuation boundary. A digestive-health or enzyme-industry aggregate is not interchangeable with Digestive Enzyme Supplements if it also covers excluded products, upstream materials, or unrelated commercial activities.

Such a comparison can challenge boundary consistency, but it cannot establish individual product or seller categories through an unsupported proportional allocation. The relevance of a broader aggregate depends on evidence that isolates the studied offering rather than an assumed relationship between adjacent markets.

2.4.2. Bottom-Up Approach

A defensible bottom-up interpretation depends on identifying finished digestive enzyme supplement activity within each relevant business boundary. An enzyme ingredient business, a contract service, a supplement brand, and a retailer represent different commercial roles; participation in the value chain alone does not make their disclosures comparable measures of the studied offering.

Before business information can be combined, the relationship between the supplier, brand, seller, and finished product must be clear enough to distinguish separate activity from repeated descriptions of the same offering. Wider company or portfolio information cannot be attributed to digestive enzyme supplements without evidence supporting that narrower perimeter.

2.5. Data Triangulation

Evidence reconciliation requires agreement on the offering, jurisdiction, period, regulatory class, and business role being described. A product listing, an official classification record, and a

wider portfolio disclosure answer different questions; similar terminology does not make them independent confirmation of the same claim.

Conflicting accounts must be examined for differences in scope and status before one can support the other. Qualitative explanations may challenge the plausibility of a commercial interpretation, but they cannot independently confirm a numerical result or forecast. Boundary differences must remain visible rather than being obscured by combining unlike evidence.

Figure 4. Global Digestive Enzyme Supplements Market, Data Triangulation

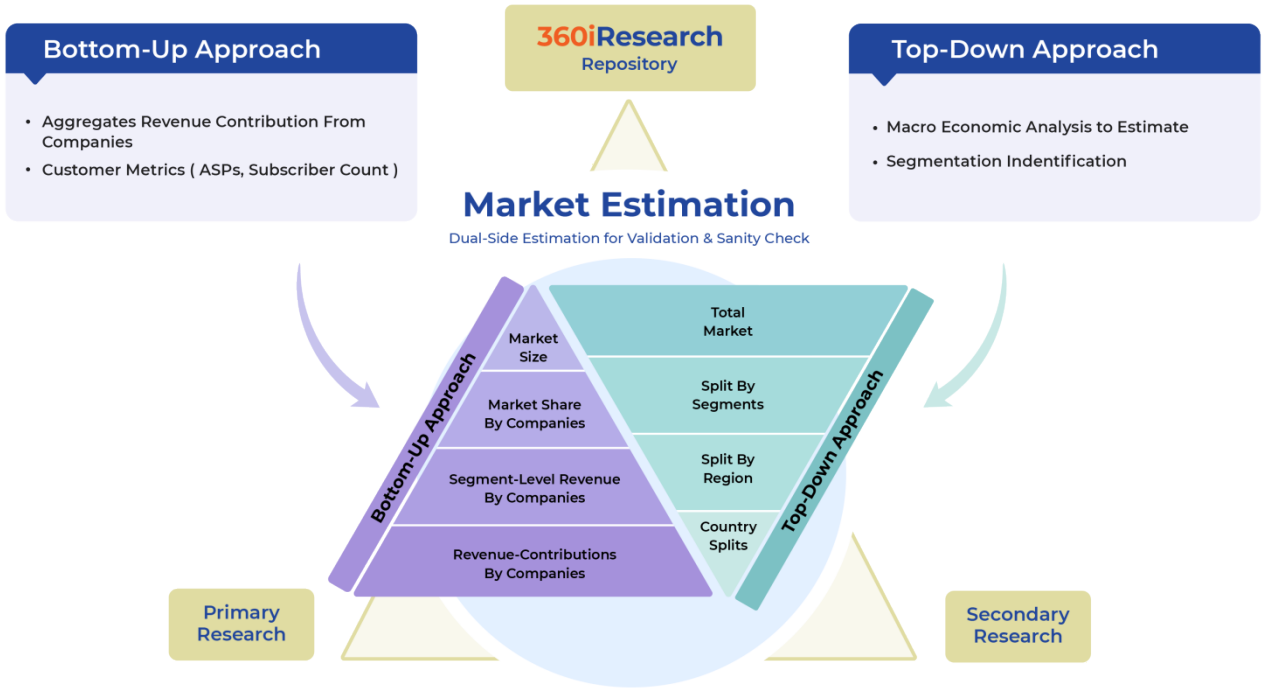

2.6. Research Outcomes

The study is intended to support defensible choices about digestive enzyme supplement portfolios, buyer qualification, supplier relationships, and seller access. Its decision outputs should distinguish the commercial role of an included category from the evidence needed to establish a particular product's eligibility, differentiation, or suitability for an intended channel.

Comparisons should make clear which conclusions apply to finished supplements, which concern upstream or downstream relationships, and which remain conditional on product documentation, jurisdictional classification, or contractual access. Forward-looking interpretations should expose the assumptions that would change a decision rather than present conditional opportunities as assured outcomes.

2.7. Research Assumptions

- Product classification depends on documented commercial presentation and positioning. An enzyme name or ingredient reference alone is insufficient to assign a finished supplement to a digestive-use, age, release, or regulatory category.
- The accepted segmentation axes are separate lenses on in-scope offerings. Any overlap within an axis requires an explicit treatment before categories are interpreted additively; classifications across different axes do not create additional commercial activity.
- Cross-jurisdiction comparisons assume that the relevant local product class and commercial status have been established. A shared study category does not substitute for product-specific jurisdictional verification.
- Seller identity and purchase mode are separable commercial attributes. Digital, in-person, telephone, or mail and fax ordering alone does not determine which seller-channel category applies.
- A comparison expressed in USD remains dependent on aligned product and valuation boundaries. A common reporting currency does not make unlike business disclosures equivalent.
- Estimated and forecast-period interpretations remain conditional on their stated commercial assumptions. Changes in product eligibility, buyer qualification, supplier participation, or channel access require reconsideration of the affected conclusion.

2.8. Research Limitations

- An included category establishes study coverage, not verified availability, authorization, supplier participation, or commercial access in every jurisdiction. A product-specific commitment requires support for the relevant product and location.
- Where a business disclosure combines digestive enzyme supplements with ingredients, other products, or services, the in-scope activity cannot be treated as separately identified without supporting evidence. Unsupported attribution would weaken supplier and market comparisons.
- Digestive-use, origin, release, and dosage-form labels do not establish clinical benefit or product interchangeability. Positioning comparisons cannot substitute for the evidence and authorization relevant to a particular claim or consumer setting.
- Seller-channel and ordering-mode labels do not establish exclusive distribution rights, practitioner eligibility, fulfillment responsibilities, or contractual access. Channel-entry options remain conditional on the actual commercial relationship.
- Comparisons across periods or jurisdictions can be undermined by different product boundaries or classification practices. Similar terminology alone cannot resolve those differences or establish a like-for-like interpretation.

3. Executive Summary

3.1. Introduction

The Global Digestive Enzyme Supplements market is organized around distinct purchasing purposes rather than interchangeable enzyme products. Lactose-focused LACTAID chewables, broader offerings such as NOW's vegetarian Digest Ultimate, and Enzymedica's Digest Gold + Probiotics address different assortment briefs. Buyers must distinguish digestive purpose, complementary ingredients and complete product declarations; broader positioning or a convenient format does not establish equivalent benefits.

Commercial value depends on converting product fit into supported claims and usable access. Canadian product and importer licensing and Australian listed-medicine sponsorship illustrate why overseas availability is not transferable clearance. Dietary adjustment can remove lactose-focused purchasing occasions, while cancelable replenishment leaves continuing purchases discretionary. The central business choice is therefore a purpose-qualified offering within an authorized selling relationship, rather than an unsupported promise of universal digestive coverage.

Sources & Evidence

1. Health Products Compliance Guidance
   · FTC requires evidence relevant to the specific advertised product and benefit, supporting the boundary against positioning-based equivalence. ([ftc.gov](https://www.ftc.gov/business-guidance/resources/health-products-compliance-guidance))
2. Understanding the legislative framework for listed medicines
   · Australian listed-medicine access depends on sponsor certifications and required supporting information, not overseas availability alone. ([tga.gov.au](https://www.tga.gov.au/resources/guidance/understanding-legislative-framework-listed-medicines))
3. Treatment for Lactose Intolerance
   · NIDDK identifies dietary adjustment as an alternative alongside lactase products; implications for supplement purchasing are conditional commercial interpretations. ([niddk.nih.gov](https://www.niddk.nih.gov/health-information/digestive-diseases/lactose-intolerance/treatment))
4. LACTAID Fast Act Chewable Lactase Enzyme Supplements
   · LACTAID documents Fast Act Chewables as a lactose-focused finished lactase supplement, supporting purpose-specific comparison. ([lactaid.com](https://www.lactaid.com/products/fast-act-chewables))
5. Digest Gold + Probiotics
   · Enzymedica documents Digest Gold + Probiotics as a finished enzyme-plus-probiotic offering positioned around a streamlined routine. ([enzymedica.com](https://enzymedica.com/products/digest-gold-probiotics-enzyme-digestion))
6. Billing Terms
   · Enzymedica permits subscription cancellation, supporting the distinction between replenishment enrollment and committed continuing purchases. ([enzymedica.com](https://enzymedica.com/pages/billing-terms-xx.xx))

7. Importing and Exporting Health Products for Commercial Use (GUI-0117)
   · Canadian Natural Health Products require product licensing, and commercial importers require an appropriate site licence.
   ([canada.ca](https://www.canada.ca/en/health-canada/services/drugs-health-products/compliance-enforcement/importation-exportation/commercial-use-health-products-guidance/document.html))
8. Digest Ultimate | Comprehensive Digestive Enzyme Support
   · NOW presents Digest Ultimate as a broader digestive-enzyme offering with vegetarian positioning.
   ([nowfoods.com](https://www.nowfoods.com/products/supplements/digest-ultimate-veg-capsules))

3.2. CXO Perspective

For brand executives, capital commitments should follow buyer-fit, claims and channel qualification. External suppliers seeking a Holland & Barrett listing compete alongside its own-name enzyme offering and need a documented assortment difference, not another similar label. Retail purchasing and marketplace admission are separate objectives, so digital visibility should not be valued as physical placement. Own-label outsourcing can avoid direct asset ownership, but FDA guidance retains accountability for the described distributor; documentary access and responsibility provisions remain investment prerequisites.

International expansion should address the capability gap actually preventing access. A Canadian importer needs appropriate site-licence coverage, whereas an Australian listed-medicine sponsor retains continuing responsibilities. A local partner is justified only when its documented authority and agreed responsibility allocation close that gap. Direct local capability preserves more control but is appropriate only when the brand can sustain the duties. Product eligibility, contractual rights and counterparty performance should determine commitment or deferral.

Sources & Evidence

1. Small Entity Compliance Guide: Current Good Manufacturing Practice in Manufacturing, Packaging, Labeling, or Holding Operations for Dietary Supplements
   · FDA's own-label distributor example retains responsibility for finished-supplement conformity and approval for distribution despite contracted manufacture.
   ([fda.gov](https://www.fda.gov/regulatory-information/search-fda-guidance-documents/small-entity-compliance-guide-current-good-manufacturing-practice-manufacturing-packaging-labeling))
2. Health Products Compliance Guidance
   · FTC requires substantiation for express and implied health-product advertising claims, making supported positioning a commitment prerequisite.
   ([ftc.gov](https://www.ftc.gov/business-guidance/resources/health-products-compliance-guidance))
3. Understanding the legislative framework for listed medicines
   · Listed-medicine sponsors retain eligibility, evidence and continuing listing responsibilities, supporting responsibility-specific partner qualification.
   ([tga.gov.au](https://www.tga.gov.au/resources/guidance/understanding-legislative-framework-listed-medicines))
4. Importing and Exporting Health Products for Commercial Use (GUI-0117)
   · The foreign manufacturing site must be listed on the Canadian importer's site licence; importer accountability is distinct from territorial sales reach.
   ([canada.ca](https://www.canada.ca/en/health-canada/services/drugs-health-products/compliance-enforcement/importation-exportation/commercial-use-health-products-guidance/document.html))

5. Digestive Enzymes & Enzyme Supplements | Holland & Barrett
   · Holland & Barrett's enzyme category lists its own-name enzyme offering alongside external brands, supporting an assortment-differentiation case without proving exclusion. ([hollandandbarrett.com](https://www.hollandandbarrett.com/shop/vitamins-supplements/supplements/digestive-enzymes/))
6. Work with us | Holland & Barrett
   · Holland & Barrett offers marketplace onboarding separately from its broader supplier relationship, supporting distinct retail and marketplace access objectives. ([corporate.hollandandbarrett.com](https://corporate.hollandandbarrett.com/work-with-us))
7. Terms & Conditions | Holland & Barrett
   · Marketplace purchases ordinarily contract with the identified third-party seller, distinguishing marketplace access from retailer purchasing. ([hollandandbarrett.com](https://www.hollandandbarrett.com/info/terms-and-conditions/))

3.3. New Revenue Opportunities

The assessed revenue routes include purpose-and-compatibility gaps for assortment buyers, complementary-ingredient convenience for consumers seeking a combined proposition, permission-qualified digital and professional access, and distribution that supplies necessary local accountability. They warrant commitment only where the buyer objective, product eligibility and commercial permissions are confirmed. Product examples do not establish unmet-demand prevalence or repeat purchasing, and dietary substitutes constrain lactose-focused occasions. The Opportunity Mapping section details the route-specific assessments.

Sources & Evidence

1. Health Products Compliance Guidance
   · Broader complementary-product claims require relevant support; ingredient combination does not itself establish additional benefits. ([ftc.gov](https://www.ftc.gov/business-guidance/resources/health-products-compliance-guidance))
2. Treatment for Lactose Intolerance
   · Dietary alternatives provide a counterforce to assuming that lactose-related need necessarily creates supplement purchasing. ([niddk.nih.gov](https://www.niddk.nih.gov/health-information/digestive-diseases/lactose-intolerance/treatment))
3. LACTAID Fast Act Chewable Lactase Enzyme Supplements
   · The documented lactose-focused offering supplies an example for purpose-qualified assortment assessment, not proof of unmet demand.
4. Digest Gold + Probiotics
   · The product establishes a complementary-ingredient convenience proposition, not demonstrated unmet demand or comparative benefit.
5. Importing and Exporting Health Products for Commercial Use (GUI-0117)
   · Canadian product and importer requirements support local accountability as a conditional partner contribution rather than automatic market access. ([canada.ca](https://www.canada.ca/en/health-canada/services/drugs-health-products/compliance-enforcement/importation-exportation/commercial-use-health-products-guidance/document.html))
6. Account Application
   · Enzyme Science documents professional purchasing and affiliate-linked patient-direct ordering as available account options. ([enzymescience.com](https://enzymescience.com/pages/account-application))

7. Digest Ultimate | Comprehensive Digestive Enzyme Support
   · Digest Ultimate's vegetarian declaration supports compatibility-qualified assortment assessment without establishing purchaser preference.
8. Work with us | Holland & Barrett
   · Marketplace onboarding support establishes a conditional digital-entry interface, not automatic admission.

3.4. Next-Generation Business Models

Documented business options include optional replenishment and complementary-product cross-selling. Enzymedica offers cancelable subscription purchasing, while Inlife's Gut Support Duo bundles separate probiotic and digestive-enzyme products. Bundling preserves distinct product identities and declarations, whereas an integrated enzyme-plus-probiotic offering limits independent component selection. These examples establish available architectures, not universal adoption or continuing demand. Bundle creation must respect reseller permissions, and benefit claims require support for the actual offering.

Professional and marketplace routes also change who sells and serves the customer. Enzyme Science documents patient-direct ordering alongside professional purchasing; avoiding clinic-held resale inventory remains conditional on confirming the supplier's selling and fulfillment role. Pure Encapsulations' U.S. professional framework separately controls online resale, and differing published return provisions prevent assuming either unrestricted returns or uniform nonreturnability. Holland & Barrett's marketplace generally places the purchase contract with the identified third-party seller. Clinics and brands should settle permissions, payment and return applicability, invoicing, fulfillment and support ownership before investing in an ordering interface.

Sources & Evidence

1. Health Products Compliance Guidance
   · Advertising support must be relevant to the actual offering and advertised benefit, including combination propositions.
   ([ftc.gov](https://www.ftc.gov/business-guidance/resources/health-products-compliance-guidance))
2. Digest Gold + Probiotics
   · Digest Gold + Probiotics integrates enzymes and probiotics within one finished offering, distinguishing it from separate-product bundling.
3. Purchase Terms and Conditions
   · Atrium's U.S. professional framework requires separate written online-selling permission, prohibits reseller bundling and imposes service duties; its return exclusion requires reconciliation with other published policies.
   ([pureencapsulationspro.com](https://www.pureencapsulationspro.com/terms-and-conditions))
4. Billing Terms
   · Enzymedica documents customer-selected recurring orders with cancellation rights, establishing an optional replenishment model.
5. Account Application
   · Professional purchasing and patient-direct ordering establish alternative commercial roles, not an individual clinic's fulfillment or referral agreement.
6. Probiotic + Digestive Enzymes Gut Support Duo
   · Inlife's Gut Support Duo joins separate probiotic and digestive-enzyme products in one commercial package rather than one integrated finished supplement.
   ([inlifehealthcare.com](https://inlifehealthcare.com/products/probiotic-forte-digestive-enzymes))

7. Work with us | Holland & Barrett
   - Holland & Barrett documents its marketplace as a distinct business model available through supplier onboarding.
8. Terms & Conditions | Holland & Barrett
   - The identified marketplace seller generally holds the purchase contract and associated product-conformity responsibilities.
9. Pure Encapsulations, LLC Conditions & Terms of Sale
   - Pure Encapsulations' sale conditions make payment invoice-dependent, retain authorized-seller requirements and incorporate the current return policy for direct retail and wholesale purchases. ([pureencapsulationspro.com](https://www.pureencapsulationspro.com/all-terms))
10. Customer Service
    - The professional customer-service policy permits preauthorized returns of unopened, unused, factory-sealed products subject to restrictions, challenging blanket nonreturnability without establishing unrestricted returns. ([pureencapsulationspro.com](https://www.pureencapsulationspro.com/customer-service))

3.5. Industry Roadmap

For 2026-2027, brands and clinics should secure the intended selling role, written channel permissions and service responsibilities before expanding ordering access. For 2028-2029, geographic extension remains contingent on continuing purchasing occasions and reliable service, followed by product-specific destination qualification. Canadian importer coverage and Australian sponsorship are separate checkpoints; EU claim coordination does not eliminate national product-entry checks. Authorization continuity and confirmed counterparty responsibilities should govern extension or deferral.

For 2030-2032, EU-facing supplement and shipping-packaging commitments should accommodate phased requirements. The Packaging and Packaging Waste Regulation began application on August xx.xx 2026, and establishes a 2030 recyclability objective, but detailed timing and applicability depend on the packaging and relevant measures. Brands should obtain supplier change commitments and assess applicable binding requirements before accepting inflexible long-duration arrangements. Draft interpretive guidance is not a substitute for those requirements. Changes in authorization or channel rights should likewise trigger commercial reassessment rather than automatic continuation.

Sources & Evidence

1. Understanding the legislative framework for listed medicines
   - Australian sponsorship remains a product-specific responsibility checkpoint separate from a distributor's sales interface. ([tga.gov.au](https://www.tga.gov.au/resources/guidance/understanding-legislative-framework-listed-medicines))
2. Food supplements
   - EU food-supplement ingredients can remain subject to national or other EU provisions, and Member States may require notification. ([efsa.europa.eu](https://www.efsa.europa.eu/en/topics/topic/food-supplements))
3. Purchase Terms and Conditions
   - Professional purchasing does not automatically authorize online resale, and unauthorized activity can lead to loss of reseller status.

4. Nutrition and Health Claims

· The EU claims framework and public register provide shared claim coordination, subject to applicable authorization and conditions rather than permission for every representation. ([food.ec.europa.eu](https://food.ec.europa.eu/food-safety/labelling-and-nutrition/nutrition-and-health-claims_en))

5. Importing and Exporting Health Products for Commercial Use (GUI-0117)

· Product licensing and importer site coverage remain separate destination-qualification checkpoints for a Canadian extension. ([canada.ca](https://www.canada.ca/en/health-canada/services/drugs-health-products/compliance-enforcement/importation-exportation/commercial-use-health-products-guidance/document.html))

6. Account Application

· The account options support selecting and qualifying the intended professional selling role before expanding ordering access.

7. Work with us | Holland & Barrett

· The documented onboarding interface supports near-term admission qualification rather than assumed rights or physical placement.

8. Packaging waste - European Commission

· The European Commission identifies August xx.xx 2026 as the PPWR application date and states an objective of economically viable packaging recyclability by 2030. ([environment.ec.europa.eu](https://environment.ec.europa.eu/topics/waste-and-recycling/packaging-waste_en))

9. Annex to the Communication to the Commission: Approval of the draft Commission Notice on the Guidance document for Regulation (EU) 2025/40 on packaging and packaging waste

· The Commission's draft guidance identifies recycling-design timing linked to delegated acts and states that guidance does not replace, amend or independently establish PPWR obligations. ([environment.ec.europa.eu](https://environment.ec.europa.eu/document/download/3d59ca88-539c-4b6b-a623-0f61068e853e_en?filename=Annex+to+the+Communication+to+the+Commission.pdf))

4. Market Overview

4.1. Introduction

[redacted]

These offerings address different purchasing questions: a recognizable food-related occasion, broader meal-support positioning or a combined digestive-wellness routine. Their commercial presentation does not establish equivalent benefits.

The study retains all accepted composition, complementary-ingredient, release-design, digestive-use, age, dosage-form, seller, ordering-mode, origin and regulatory categories as independent lenses. Upstream ingredients and contract services explain fulfillment but are not separately included finished offerings. [redacted]

Figure 5. Global Digestive Enzyme Supplements Market Size, 2017-2032

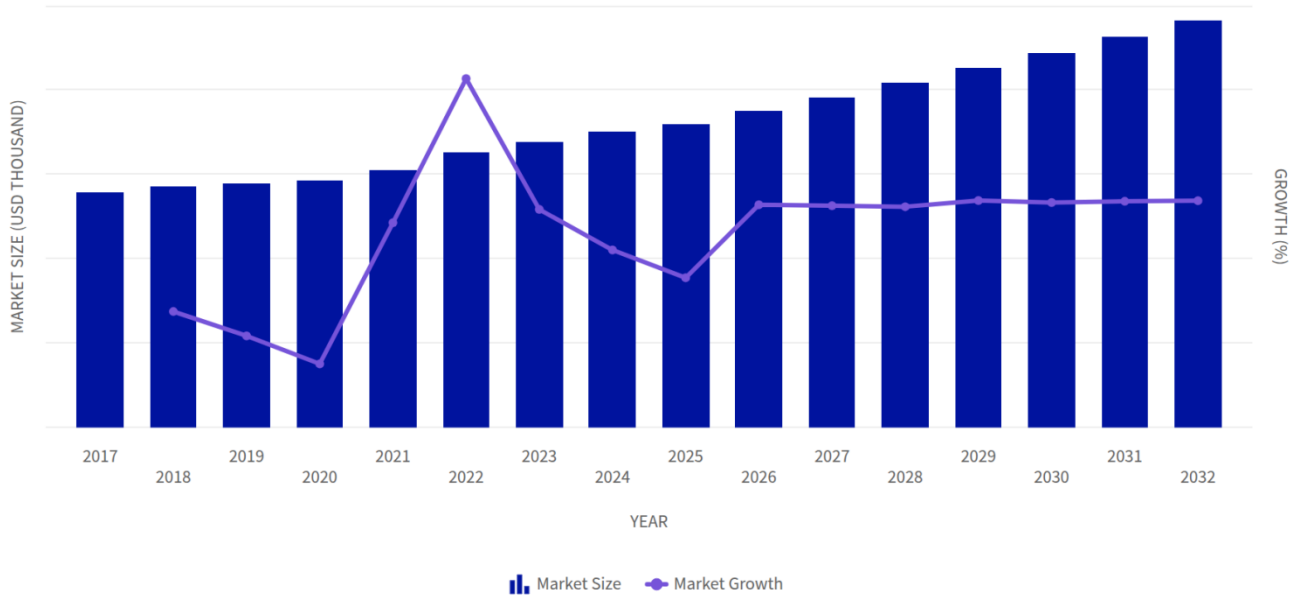

Table 2. Global Digestive Enzyme Supplements Market Size, 2017-2032 (USD Thousand)

World	2023	2024	2025	2026	2027	2032	CAGR (%)
Global	xx.xx	xx.xx	xx.xx	xx.xx	xx.xx	xx.xx	xx.xx

Sources & Evidence

1. Questions and Answers on Dietary Supplements
   · FDA identifies enzymes among dietary ingredients and states that dietary supplements are not generally approved before marketing; firms remain responsible for lawful products. ([fda.gov](https://www.fda.gov/food/information-consumers-using-dietary-supplements/questions-and-answers-dietary-supplements))
2. Information Kit - Regulation of Natural Health Products
   · Health Canada states that Natural Health Products require a product licence before marketing in Canada. ([canada.ca](https://www.canada.ca/en/health-canada/services/drugs-health-products/natural-non-prescription/regulation/information-kit.html))
3. Understanding the legislative framework for listed medicines
   · TGA distinguishes listed and assessed listed medicines and their sponsor-supported access pathways. ([tga.gov.au](https://www.tga.gov.au/general-guidance-listed-medicines))
4. LACTAID Fast Act Chewable Lactase Enzyme Supplements
   · LACTAID markets a chewable lactase supplement with lactose-focused positioning. ([lactaid.com](https://www.lactaid.com/products/fast-act-chewables))
5. Digest Gold + Probiotics
   · Enzymedica markets Digest Gold + Probiotics as a finished enzyme-plus-probiotic offering; only its commercial identity and positioning are used. ([enzymedica.com](https://enzymedica.com/products/digest-gold-probiotics-enzyme-digestion))

4.2. Key Growth Contribution

A defined food-related purchasing occasion can support adoption when sellers make product selection and eligible access clear. LACTAID's lactose-focused chewable proposition illustrates this route: the commercial capability is a purpose-aligned offering supported by accurate declarations, appropriate claims and an accessible seller. The mechanism is selection clarity and food-choice convenience, not demonstrated superiority or inevitable repeat purchasing. Dietary adjustment can remove the occasion, so brands should establish when customers actually want the supplement rather than assume that lactose-related need creates continuing dependence.

Figure 6. Global Digestive Enzyme Supplements Market, Key Growth contribution, 2025-2032

Table 3. Global Digestive Enzyme Supplements Market, Key Growth Contribution, 2025-2032

Scope	Leading category	Added value (USD Thousand)	Growth share (%)	CAGR (%)
Global - Complementary Ingredients	xx.xx	xx.xx	xx.xx	xx.xx
Global - Consumer Age Group	xx.xx	xx.xx	xx.xx	xx.xx
Global - Country	xx.xx	xx.xx	xx.xx	xx.xx
Global - Digestive Use	xx.xx	xx.xx	xx.xx	xx.xx
Global - Enzyme Composition	xx.xx	xx.xx	xx.xx	xx.xx
Global - Enzyme Source	xx.xx	xx.xx	xx.xx	xx.xx
Global - Oral Dosage Form	xx.xx	xx.xx	xx.xx	xx.xx
Global - Purchase Mode	xx.xx	xx.xx	xx.xx	xx.xx
Global - Region	xx.xx	xx.xx	xx.xx	xx.xx
Global - Regulatory Product Class	xx.xx	xx.xx	xx.xx	xx.xx
Global - Release Design	xx.xx	xx.xx	xx.xx	xx.xx
Global - Seller Channel	xx.xx	xx.xx	xx.xx	xx.xx

Sources & Evidence

1. Treatment for Lactose Intolerance

· NIDDK identifies dietary adjustment as an alternative to lactase-product use. ([niddk.nih.gov](https://www.niddk.nih.gov/health-information/digestive-diseases/lactose-intolerance/treatment))

2. LACTAID Fast Act Chewable Lactase Enzyme Supplements
   - LACTAID markets Fast Act Chewables around a defined dairy-related purchasing occasion. ([lactaid.com](https://www.lactaid.com/products/fast-act-chewables))

4.3. Industry Ecosystem & Value Chain Analysis

Value creation links specialist ingredient access, finished-product responsibility and eligible customer distribution. ▪▪▪▪▪▪▪ ▪▪▪▪▪▪▪▪ ▪▪▪▪▪▪▪▪▪ ▪▪▪▪▪▪▪ ▪▪▪ ▪▪▪▪▪▪▪▪▪▪ ▪▪▪▪▪▪▪▪▪▪▪▪▪▪ ▪▪▪▪▪ ▪▪▪▪▪▪▪▪ ▪▪▪▪▪▪ ▪▪▪▪ ▪▪▪▪▪ ▪▪▪▪▪▪ ▪▪▪▪ ▪▪▪▪▪▪▪▪▪▪▪▪▪▪ ▪▪▪▪▪▪▪▪ ▪▪▪▪▪▪▪▪▪▪ ▪▪▪ ▪▪▪▪▪▪▪▪▪▪ ▪▪▪▪▪▪▪ ▪▪▪▪▪▪ ▪▪▪ ▪▪▪▪▪▪ ▪▪ ▪▪▪ ▪▪▪▪▪▪▪▪▪ ▪▪▪▪▪▪▪ ▪▪▪▪▪▪▪▪▪ ▪▪ ▪▪▪ ▪▪▪▪▪▪▪▪ ▪▪▪▪▪▪▪▪▪▪▪ ▪▪▪ ▪▪▪ ▪▪▪▪▪▪▪ ▪▪ ▪▪▪▪▪ ▪▪ ▪▪▪▪▪▪▪▪▪▪ ▪▪▪▪▪▪▪▪ ▪▪▪▪▪▪▪ ▪▪ ▪▪▪▪▪▪▪▪ ▪▪▪▪▪▪▪ Participation at one stage does not establish control over the others.

▪▪▪▪▪▪▪▪▪▪▪ ▪▪▪ ▪▪▪▪▪▪▪▪ ▪▪▪▪▪ ▪▪▪▪▪▪▪▪▪ ▪▪▪▪ ▪▪▪▪▪▪▪▪▪▪▪▪▪▪▪ ▪▪▪ ▪▪▪▪▪▪▪▪ ▪▪▪▪▪▪▪ ▪▪▪▪ ▪ ▪▪▪▪▪▪▪▪▪▪▪ ▪▪▪▪▪▪▪▪▪▪▪ ▪▪▪ ▪▪▪▪▪▪▪▪▪▪▪ ▪▪▪▪▪▪ ▪▪▪ ▪▪▪ ▪▪▪▪▪▪ ▪▪▪▪▪▪▪▪ ▪▪▪▪▪▪▪▪▪▪▪ ▪▪▪▪▪▪▪▪▪▪▪ ▪▪▪ ▪▪▪▪▪▪▪▪▪▪▪ ▪▪▪ ▪▪▪▪▪▪▪▪ ▪▪ ▪▪▪ ▪▪▪▪▪▪▪▪▪ ▪▪▪▪▪▪▪▪▪▪▪▪ A brand therefore cannot treat a contract manufacturer's participation as a transfer of all responsibility. Procurement agreements need to establish documentary access, responsibility for conformity decisions and escalation rights; outsourcing trades direct asset control for dependence on a qualified counterparty.

Sources & Evidence

1. Small Entity Compliance Guide: Current Good Manufacturing Practice in Manufacturing, Packaging, Labeling, or Holding Operations for Dietary Supplements
   - FDA guidance states that an own-label distributor contracting for manufacture retains obligations concerning conformity and approval for distribution; outsourcing is not a complete transfer of accountability. ([fda.gov](https://www.fda.gov/regulatory-information/search-fda-guidance-documents/small-entity-compliance-guide-current-good-manufacturing-practice-manufacturing-packaging-labeling))
2. Products & Markets
   - BIO-CAT identifies digestive-enzyme supplies for supplement applications, establishing an upstream commercial role distinct from finished consumer offerings. ([bio-cat.com](https://www.bio-cat.com/products-markets/))

4.3.1. Supply-Side Analysis

Upstream commercial access depends on more than an ingredient name. BIO-CAT discloses exclusive relationships with Japanese enzyme manufacturers and offers inventory-management and regulatory-support services. ▪▪▪▪▪ ▪▪▪▪▪▪▪▪▪▪▪▪ ▪▪▪ ▪▪▪▪▪ ▪ ▪▪▪▪▪▪▪▪▪▪ ▪▪▪▪▪▪▪▪▪▪▪ ▪▪ ▪▪▪▪▪▪ ▪▪▪▪▪ ▪▪▪ ▪▪▪▪▪▪▪▪▪▪ ▪▪▪▪▪▪▪▪▪▪ ▪▪▪▪▪ ▪▪ ▪▪▪ ▪▪▪▪▪▪▪▪▪▪ ▪▪▪▪▪ ▪▪▪ ▪▪▪▪▪▪▪▪ ▪▪▪ ▪▪▪▪▪▪▪▪▪▪ ▪▪ ▪▪▪▪▪▪▪▪ ▪▪▪▪▪▪▪ ▪▪▪▪▪ ▪▪▪▪▪▪▪▪▪▪▪▪▪ ▪▪ ▪▪▪▪▪▪▪▪▪▪ ▪▪▪▪▪▪▪▪▪▪ ▪▪▪▪▪▪▪▪▪▪▪▪▪▪ ▪▪▪ ▪▪▪▪▪▪▪▪▪▪▪▪ ▪▪▪▪▪▪▪▪▪ ▪▪▪▪▪▪▪▪

▪▪▪▪▪▪▪▪▪ ▪▪▪▪▪▪▪▪▪▪▪▪▪▪▪▪ ▪▪▪▪▪▪▪▪▪▪▪▪ ▪▪▪▪▪ ▪▪▪ ▪▪▪▪▪ ▪ ▪▪▪▪▪▪ ▪▪▪▪▪▪▪▪▪ ▪▪▪▪▪▪ ▪▪▪▪▪▪▪ ▪▪▪ ▪▪▪▪▪▪ ▪▪▪▪ ▪▪▪▪▪ ▪▪▪▪▪▪▪▪ ▪▪ ▪▪▪▪▪ ▪▪ ▪▪▪ ▪▪▪▪▪▪▪ ▪▪▪▪▪▪▪ ▪▪▪▪ ▪▪▪▪▪▪▪▪▪ ▪▪▪▪▪▪▪▪ ▪▪▪▪▪▪▪▪▪▪▪▪▪▪ Procurement exposure can therefore extend across borders even when the finished brand is local. Supplier selection should distinguish finished-product fulfillment from upstream sourcing responsibility and identify who bears import-related obligations.

RESEARCH SAMPLE REPORT

[redacted] The completed transaction changes the corporate context of an upstream participant, but does not by itself establish additional immediately available supply for a particular supplement brand. Customers should monitor changes in contracting counterparties, portfolio access and allocation commitments before relying on proposed integration benefits.

Sources & Evidence

1. About Us
   · BIO-CAT discloses exclusive relationships with Japanese enzyme manufacturers, inventory-management services and regulatory support. These are company-specific commercial capabilities. ([bio-cat.com](https://www.bio-cat.com/about-us/))
2. BIO-CAT Joins the Lallemand Family
   · BIO-CAT states that Lallemand completed its acquisition of BIO-CAT Enzymes & Microbials effective July xx.xx 2026. Intended integration benefits are not customer-specific supply commitments. ([bio-cat.com](https://www.bio-cat.com/2026/xx.xx/xx.xx/bio-cat-joins-the-lallemand-family/))
3. Super Enzymes | Comprehensive Digestive Support
   · NOW describes Super Enzymes as a U.S.-made finished product with globally sourced ingredients. ([nowfoods.com](https://www.nowfoods.com/products/supplements/super-enzymes-tablets))

4.3.2. Demand-Side Analysis

Purchasing propositions differ between a specific food occasion and broad digestive-wellness positioning. LACTAID presents its chewable supplement around access to ordinary dairy foods, making the intended occasion visible to the purchaser. [redacted]

Format and age positioning are separate qualification questions. Chewable presentations can offer a different purchasing experience from swallowed tablets, capsules or powders, but format alone does not establish pediatric suitability. [redacted]

Repeat purchasing is exposed to dietary substitution. [redacted] The relevant monitoring question is whether replenishment follows continuing food-related needs, not merely initial interest in digestive wellness.

Sources & Evidence

1. Treatment for Lactose Intolerance
   · NIDDK identifies suitability considerations for some consumer groups and dietary alternatives to supplement use. ([niddk.nih.gov](https://www.niddk.nih.gov/health-information/digestive-diseases/lactose-intolerance/treatment))
2. Super Enzymes | Comprehensive Digestive Support
   · The product is presented as tablets and labeled for adults, supporting separation of format from age positioning. ([nowfoods.com](https://www.nowfoods.com/products/supplements/super-enzymes-tablets))
3. LACTAID Fast Act Chewable Lactase Enzyme Supplements
   · The chewable presentation and targeted dairy positioning support distinct format and purchasing-purpose questions. ([lactaid.com](https://www.lactaid.com/products/fast-act-chewables))

4.3.3. Stakeholder Analysis

[redacted] In Canada, product licensing and relevant site licensing apply to specified commercial activities; in Australia, the listed-medicine sponsor holds responsibility for the required certifications and supporting evidence. A recommendation cannot replace the authorization needed for the product or supplying business.

Professional channels also contain commercial gatekeepers. Atrium's U.S. reseller terms require professional credentials and restrict sales to eligible end users, with additional permission for online distribution. [redacted]

Sources & Evidence

1. Information Kit - Regulation of Natural Health Products
   · Product licensing and site licensing apply to specified Canadian commercial activities; retailers do not have the same site-licensing requirement. ([canada.ca](https://www.canada.ca/en/health-canada/services/drugs-health-products/natural-non-prescription/regulation/information-kit.html))
2. Understanding the legislative framework for listed medicines
   · Sponsors certify relevant eligibility and hold supporting evidence; recommendation and sponsor responsibility are different functions. ([tga.gov.au](https://www.tga.gov.au/general-guidance-listed-medicines))
3. Purchase Terms and Conditions
   · Atrium's U.S. professional reseller terms require credentials, restrict eligible end users and require separate written permission for online selling. ([pureencapsulationspro.com](https://www.pureencapsulationspro.com/terms-and-conditions))

4.4. Market Dynamics

The market's central interaction is between the specificity of the buyer's objective and the breadth of the seller's promise. [redacted]

[redacted] More included ingredients or claimed benefits do not, by themselves, establish a stronger commercial proposition.

[redacted] Conversely, straightforward regulatory participation does not guarantee preference or repeat purchasing. Brands should evaluate claim support, local status and eligible distribution together, and reassess commitments when any of these conditions changes.

Sources & Evidence

1. Questions and Answers on Dietary Supplements
   · FDA distinguishes the absence of general premarket approval from continuing ingredient, labeling and quality responsibilities.
   ([fda.gov](https://www.fda.gov/food/information-consumers-using-dietary-supplements/questions-and-answers-dietary-supplements))
2. Health Products Compliance Guidance
   · FTC requires substantiation appropriate to the product and claim, supporting the distinction between broader positioning and established benefit.
   ([ftc.gov](https://www.ftc.gov/business-guidance/resources/health-products-compliance-guidance))
3. Information Kit - Regulation of Natural Health Products
   · Canadian licensing requirements support the analytical distinction between a consumer proposition and eligible local supply.
   ([canada.ca](https://www.canada.ca/en/health-canada/services/drugs-health-products/natural-non-prescription/regulation/information-kit.html))
4. Digest Gold + Probiotics
   · The combined product proposition provides the observed example for analyzing broader positioning and its additional claims questions.
   ([enzymedica.com](https://enzymedica.com/products/digest-gold-probiotics-enzyme-digestion))

4.4.1. Key Drivers

4.4.1.1. Recognizable food-related purchasing occasions

[redacted] LACTAID's lactose-focused presentation aligns with NIDDK's recognition of lactase products as an option for some lactose-intolerant consumers. This supports occasion-based merchandising, not universal demand: dietary adjustment and lactose-free foods can remove the purchasing occasion.

Sources & Evidence

1. Treatment for Lactose Intolerance
   · NIDDK recognizes lactase products as an option for some lactose-intolerant consumers alongside dietary adjustment.
   ([niddk.nih.gov](https://www.niddk.nih.gov/health-information/digestive-diseases/lactose-intolerance/treatment))

2. LACTAID Fast Act Chewable Lactase Enzyme Supplements
   · The marketed proposition concerns access to ordinary dairy foods, establishing an identifiable purchasing occasion. ([lactaid.com](https://www.lactaid.com/products/fast-act-chewables))

4.4.1.2. Convenience-led complementary-ingredient positioning

Digest Gold + Probiotics demonstrates an offering positioned around a streamlined enzyme-and-microbiome routine. Combining benefits in one finished product may simplify selection for buyers seeking both categories. ■■■ ■■■■■■■■■■ ■■■■■■■■■ ■■ ■■■■■■■■■■■■ ■■■ ■■■■■■ ■■■■■■■■■■■■ ■■■■■■■■■■ ■■■■■■ ■■■■■■ ■■■■■■■ ■■■■■■■■ ■■■■■■■■ ■■■ ■■■■■■■■■■■ ■■■■■■■■■■■ ■■■■■■ ■■ ■■■■■■■■■■■■ ■■■■ ■■■■■■■■■■■■■ ■■■■■■■■■■■■ ■■■ ■■■ ■■■■■■■■

Sources & Evidence

1. Health Products Compliance Guidance
   · FTC guidance requires support relevant to express and implied health-product claims; combining ingredients does not automatically substantiate benefits of the finished offering. ([ftc.gov](https://www.ftc.gov/business-guidance/resources/health-products-compliance-guidance))
2. Digest Gold + Probiotics
   · The product is positioned around a streamlined combined routine, supporting convenience-led positioning rather than proven comparative benefit. ([enzymedica.com](https://enzymedica.com/products/digest-gold-probiotics-enzyme-digestion))

4.4.1.3. Origin-based assortment compatibility

■■■■■■■■■■ ■■■■■■■■■ ■■■■ ■■ ■■■■ ■■■■■■■■■■■■■■■ ■■■■■■■■■ ■■■■■■■ ■■■■■ ■■■■■■■■ ■ ■■■■■■■■■■ ■■■■■■■■■■ ■■ ■■■■■■■■ ■■■■■■■■■■ ■■■■■■■■■■■■■ ■■■■■■ ■■■■■■■■■■■■ ■■■■■■■■■■■■ ■■ ■■■ ■■■■■■ ■■■■■■■■■ This enables assortment compatibility for buyers with origin-based exclusions. Sellers should verify the complete product's declarations rather than infer vegetarian, religious or allergen suitability from an individual enzyme name.

Sources & Evidence

1. Super Enzymes | Comprehensive Digestive Support
   · The product declaration includes animal-origin enzyme ingredients, providing a documented contrast with vegetarian offerings. ([nowfoods.com](https://www.nowfoods.com/products/supplements/super-enzymes-tablets))
2. Digestive Enzymes Ultra
   · Pure Encapsulations presents Digestive Enzymes Ultra as a vegetarian digestive-enzyme blend. ([pureencapsulationspro.com](https://www.pureencapsulationspro.com/digestive-enzymes-ultra.html))

4.4.2. Key Restraints

4.4.2.1. Dietary alternatives suppress supplement purchasing occasions

Lactose-free foods and dietary adjustment can address the same purchasing objective as a lactose-focused enzyme supplement. NIDDK recognizes these alternatives, and LACTAID offers both food products and supplements. ■■■■ ■■■■■■ ■■■ ■■■■■■■■■■ ■■ ■■■■■■■ ■■■■■■■■■■■■■■ ■■■■ ■■■■ ■■■■■■■■■■ ■■■■■■■■■■ ■■■■■■ ■■■■ ■■■■■■■■■ ■■■ ■■■■■■■■■ ■■ ■■■■■ ■■■■■■■■■■■ ■■ ■■■■ ■■■■■■ ■■■■■■■■■ ■ ■■■■■■■■■■ ■■■■■■ ■■■■ ■■■■■■ ■■■■■■■■■■ ■■■■■■■■■■■

Sources & Evidence

1. Treatment for Lactose Intolerance
   · Dietary adjustment and lactose-free products are alternatives that can reduce supplement purchasing occasions; the commercial implication is an inference, not measured purchasing behavior. ([niddk.nih.gov](https://www.niddk.nih.gov/health-information/digestive-diseases/lactose-intolerance/treatment))
2. LACTAID Fast Act Chewable Lactase Enzyme Supplements
   · LACTAID presents supplements alongside its lactose-free dairy portfolio, documenting commercial alternatives under the same brand. ([lactaid.com](https://www.lactaid.com/products/fast-act-chewables))

4.4.2.2. Disease-related claims restrict addressable positioning

Digestive-use positioning does not authorize disease-treatment implications. ■■■ ■■■■■■■■ ■■■■■■■ ■ ■■■■■■■ ■■■■■■■■■ ■■■■■■■■ ■■■■■■■ ■■ ■■■■■■■ ■■■ ■■■ ■■■■■■ ■■■■■■■ ■■■■■■■■■■ ■■■■■■■■■■■ ■■ ■ ■■■■■■■■■■■ ■■■ ■■■■■■■■■■■■■■ ■■■■■■■■■■■ ■■■■■ ■■■■■■■■■■ ■ ■■■■■■■■■■■ ■■■■■ ■■ ■■■ ■■■■■■■■■ ■■■■■■■■■■■ ■■■■■ ■■■ ■■■■■■■■■■■■■■■■■■■ ■■■■■■ ■■■■■■■■■■■ ■■■■■■■■■■ ■■■■■■■ ■■■■■ ■■■■■■■■ Sellers must keep the intended proposition within its supported regulatory boundary.

Sources & Evidence

1. Structure/Function Claims
   · FDA requires truthful, substantiated structure/function claims and distinguishes these claims from representations concerning disease diagnosis, treatment, cure or prevention. ([fda.gov](https://www.fda.gov/food/nutrition-food-labeling-and-critical-foods/structurefunction-claims))
2. Treatment for Celiac Disease
   · NIDDK identifies a gluten-free diet as the foundation of celiac-disease treatment, supporting the boundary against presenting an included digestive-use category as a dietary replacement. ([niddk.nih.gov](https://www.niddk.nih.gov/health-information/digestive-diseases/celiac-disease/treatment))

4.4.2.3. Jurisdiction-specific eligibility constrains transferable access

■ ■■■■■■■■ ■■■■■■■■■■■■ ■■■■■■■■ ■■ ■■■ ■■■■■■■■■■■■ ■■■■■■■■ ■■■ ■■■■■ ■■■■■■■■■■■■ ■■■■■■■■ ■■■■■■■■ ■■■■■■■ ■■■■■■■■ ■■■■■■■■ ■■■■■■■■■■■ ■■■■■■■■■■■ ■■■■■■■ ■■■■■■■■■ ■■■■■■■■ ■■ ■■■■■■■■ ■■■■■■■■■■■■■■■■■■ ■■■■■■■ ■■■ ■■ ■■■■ ■■■■■■■■■■■■ ■■■■■■ ■■■■■■■■ ■■ ■■■■■■■■■ ■■■■■ ■■■ ■■■■■■■■■■■ ■■■■■■■■■■■■■■ These conditions can constrain distribution independently of consumer interest. Importers should establish the actual local pathway before committing to an assortment.

Sources & Evidence

1. Information Kit - Regulation of Natural Health Products
   · The Canadian framework establishes product-specific licensing requirements rather than automatic recognition of an overseas supplement. ([canada.ca](https://www.canada.ca/en/health-canada/services/drugs-health-products/natural-non-prescription/regulation/information-kit.html))
2. Understanding the legislative framework for listed medicines
   · Listed-medicine access depends on eligible ingredients, permitted indications and required sponsor certifications. ([tga.gov.au](https://www.tga.gov.au/general-guidance-listed-medicines))

3. Food supplements
   - EFSA states that EU food supplements are regulated as foods and identifies relevant ingredient legislation and possible Member State notification requirements. ([efsa.europa.eu](https://www.efsa.europa.eu/en/topics/topic/food-supplements))

4.4.3. Key Opportunities

4.4.3.1. Purpose-qualified assortment gaps

Where an account has an identified food-target or origin-compatibility gap, a purpose-qualified supplement can provide a differentiated assortment option. The opportunity requires documented buyer need and complete product declarations, not a broader enzyme label. ■■■■■■■ ■■■■■■■■■■■■ ■■■ ■■■■■■ ■■■■■■■■■■■■■■■ ■■■■■■■■■■ ■■■■■■■■■■ ■■■ ■■■■■■■■■■■■■■■■ ■■■■■■■■ ■■■ ■■■ ■■■■■■■■■■■■ ■■■■■■■■■■ ■■■■■■■■■■■■

Sources & Evidence

1. Treatment for Lactose Intolerance
   - Dietary alternatives constrain automatic conversion of lactose-related need into supplement purchasing. ([niddk.nih.gov](https://www.niddk.nih.gov/health-information/digestive-diseases/lactose-intolerance/treatment))
2. LACTAID Fast Act Chewable Lactase Enzyme Supplements
   - The documented lactose-focused proposition supports purpose-specific assortment comparison. ([lactaid.com](https://www.lactaid.com/products/fast-act-chewables))
3. Digest Ultimate | Comprehensive Digestive Enzyme Support
   - NOW markets Digest Ultimate as suitable for vegetarians, supporting an origin-qualified alternative. ([nowfoods.com](https://www.nowfoods.com/products/supplements/digest-ultimate-veg-capsules))

4.4.3.2. Convenience with retained complementary-ingredient choice

Buyers seeking both enzyme and complementary-ingredient categories create a conditional convenience opportunity. Integrated offerings, supplier-created bundles and separate products provide different choices. ■■■■■■■ ■■■■■■■■ ■■ ■■■■■■■■■■ ■■■■■■■■ ■■■■■■■■■■ ■■■■■■■■■ ■■■ ■■■■■■■ ■■■ ■■■ ■■■■■■ ■■■■■■■ ■■■■■■■■■■ ■■■■■■ ■■■■■■■■■■■ ■■■■■■■■■ ■■■ ■■ ■■■■■■■■■■ ■■■■ ■■■ ■■■■■ ■■■■■■■■ ■■■ ■■■■■ ■■■■■■■■■

Sources & Evidence

1. Health Products Compliance Guidance
   - FTC requires support relevant to the advertised product and benefit. ([ftc.gov](https://www.ftc.gov/business-guidance/resources/health-products-compliance-guidance))
2. Digest Gold + Probiotics
   - Digest Gold + Probiotics is marketed as an integrated enzyme-and-probiotic convenience proposition. ([enzymedica.com](https://enzymedica.com/products/digest-gold-probiotics-enzyme-digestion))
3. Probiotic + Digestive Enzymes Gut Support Duo
   - Inlife's Gut Support Duo contains distinct probiotic and digestive-enzyme products in one commercial package. ([inlifehealthcare.com](https://inlifehealthcare.com/products/probiotic-forte-digestive-enzymes))

4.4.3.3. Permission-qualified digital and professional access

Marketplace onboarding and patient-direct professional ordering offer distinct ways to address an account's access gap. They are useful only when admission, seller identity and service responsibilities match the objective. ■■■■■■■ ■ ■■■■■■■■■■■■ ■■■■■■■■■■ ■■■■■■■ ■■■

RESEARCH SAMPLE REPORT

[redacted]

Sources & Evidence

1. Purchase Terms and Conditions
   - Atrium requires separate written online-selling consent under its U.S. professional framework. ([pureencapsulationspro.com](https://www.pureencapsulationspro.com/terms-and-conditions))
2. Account Application
   - Enzyme Science offers professional purchasing and affiliate-linked patient-direct ordering. ([enzymescience.com](https://enzymescience.com/pages/account-application))
3. Work with us | Holland & Barrett
   - Holland & Barrett offers marketplace onboarding support to new and existing suppliers. ([corporate.hollandandbarrett.com](https://corporate.hollandandbarrett.com/work-with-us))
4. Terms & Conditions | Holland & Barrett
   - Marketplace purchases ordinarily contract with the identified third-party seller. ([hollandandbarrett.com](https://www.hollandandbarrett.com/info/terms-and-conditions/))

4.4.3.4. Distribution that resolves local accountability

A qualified local importer or sponsor can close a destination-specific responsibility gap for an overseas brand. The partner must contribute the relevant documented authority and execution capability, while the brand retains agreed product, claims and supply obligations. [redacted]

Sources & Evidence

1. Understanding the legislative framework for listed medicines
   - Australian listed-medicine sponsors retain eligibility, evidence and advertising responsibilities. ([tga.gov.au](https://www.tga.gov.au/resources/guidance/understanding-legislative-framework-listed-medicines))
2. International Distributors
   - Enzymedica offers international partners country-specific labels, not automatic product authorization. ([enzymedica.com](https://enzymedica.com/pages/international-distributors))
3. Importing and Exporting Health Products for Commercial Use (GUI-0117)
   - Canadian NHP imports require product licensing and an appropriately licensed importing arrangement. ([canada.ca](https://www.canada.ca/en/health-canada/services/drugs-health-products/compliance-enforcement/importation-exportation/commercial-use-health-products-guidance/document.html))

4.4.4. Key Challenges

4.4.4.1. Maintaining defensible product comparisons

[redacted] Release-design labels add another comparison dimension without proving superior outcomes. Assortment teams need product-specific claim and eligibility comparisons rather than enzyme-count or presentation-based shortcuts.

Sources & Evidence

1. Health Products Compliance Guidance
   · FTC's product-relevance requirement supports product-specific comparisons rather than assuming equivalent outcomes from ingredient or presentation labels.
   ([ftc.gov](https://www.ftc.gov/business-guidance/resources/health-products-compliance-guidance))
2. Super Enzymes | Comprehensive Digestive Support
   · Its origin and adult-positioning declarations illustrate product attributes that should not be erased by similar digestive-support wording.
   ([nowfoods.com](https://www.nowfoods.com/products/supplements/super-enzymes-tablets))
3. Digestive Enzymes Ultra
   · Its documented vegetarian and broad digestive-support presentation supplies a comparison example without establishing equivalence to another offering.
   ([pureencapsulationspro.com](https://www.pureencapsulationspro.com/digestive-enzymes-ultra.html))

4.4.4.2. Preserving authorization and labeling consistency

Authorization identifiers must remain consistent across product presentation. Health Canada's July xx.xx 2026 recall notice for Pharmasave Regular Strength Dairy Digestive Supplement Lactase Enzyme concerned an incorrect Natural Product Number on the carton, with the correct number on the bottle. ■■■■ ■■■■■■■■ ■■■■■ ■■■■■■■■■■■■ ■ ■■■■■■■■■■■■■■■■ ■■■■■■■■ ■■■ ■■■■■■■■■■■■ ■■■■■■■ ■■■■■■■■ ■■■■■■■ ■■■ ■■■■■■■■ ■■■■ ■■■■■ ■■■■■■■■■■ ■■ ■■■■■■■■■■ ■■■■■■■■■■■■ ■■■ ■■■■■■■■■■■ ■■■■■■■■■■■■■■■■

Sources & Evidence

1. Pharmasave Regular Strength Dairy Digestive Supplement Lactase Enzyme: Affected lot is labelled with the incorrect Natural Product Number (NPN) on the carton.
   · The July xx.xx 2026 notice states that the specified Pharmasave lactase supplement's carton carried an incorrect Natural Product Number while the bottle carried the correct number. The reported issue was labeling.
   ([recalls-rappels.canada.ca](https://recalls-rappels.canada.ca/en/alert-recall/pharmasave-regular-strength-dairy-digestive-supplement-lactase-enzyme-affected-lot))

4.4.4.3. Executing layered channel-access requirements

Digital availability does not remove contractual channel restrictions. Atrium's professional reseller terms require separate written consent for online selling and restrict customers and geography. ■■■ ■■■■■■■■■■ ■■■■■■■■■ ■■■■■■■■ ■■■■■■■ ■■■ ■■■■■■■ ■■■■■■■■■ ■■■■■ ■■■ ■■■■■■■ ■■■■■■■■■■ ■■■■■■■■ ■■■■■■■■ ■■■■ ■■■■■ ■■■■■ ■■■■■■■■■■■ ■■■■■■■■■■■■ ■■■■■■■■■■■ ■■■ ■■■■■■■■ ■■■■■■■■■■■■■■■ ■■■■■■■■■ ■■ ■■■ ■■■■■■■■■■■■ ■■■■■ ■■■ ■■■■■■■■■ ■■■■■ ■■■ ■■■■■■■ ■■■■ ■■■■ ■■■■■■■■■■■

Sources & Evidence

1. Purchase Terms and Conditions
   · The terms distinguish professional account access from permitted online resale and restrict geography, supporting layered channel qualification.
   ([pureencapsulationspro.com](https://www.pureencapsulationspro.com/terms-and-conditions))
2. NSF and Amazon's Dietary Supplement Policy: Video
   · NSF describes its Amazon compliance service as including product review and direct reporting to the selling partner and Amazon. No operational verification methods are used.
   ([nsf.org](https://www.nsf.org/knowledge-library/nsf-amazon-dietary-supplements-policy-video))

4.5. Porter’s Five Forces Analysis

Rivalry is expressed through the problem a product addresses, not simply through enzyme inclusion. LACTAID offers a recognizable lactose-focused proposition, while Pure Encapsulations markets a broad vegetarian digestive-enzyme blend. ■■■■■■■■■■ ■■■■■■ ■■■ ■■■■■■■ ■■■■■ ■■■■■■■■■■ ■■■■■■■■■ ■■■ ■■■■■■ ■■■ ■■■■■ ■ ■■■■■■■ ■■■■■■ ■■■■ ■■ ■■■■■■ ■■ ■■■■■■■■■■■■■■■■■■ ■■ ■■■■■■■■■■ ■■■■■■■■ ■■■■■■■■■ ■■ ■■■■■■■■■■■ ■■■■■■■■ ■■■■■■■ ■ ■■■■■ ■■ ■■■■■■ ■■■■ ■■■■■■■ ■■■■■■■■■■■■ ■ ■■■■■■■■■■ ■■■■■■■■■■

Entry barriers differ by jurisdiction and channel. ■■■ ■■■■■■■ ■■ ■■■■■■■ ■■■ ■■■■■■■■■ ■■■■■■■■ ■■■ ■■■■ ■■■■■■■ ■■■■■■■■■■■ ■■■■■■■ ■■■ ■■■■■■■■ ■■■■■■■■■■■■ ■■■ ■■■■■ ■■■ ■■■■■■ ■■■■■■■■■■ ■■■■■■■■■■■■ ■■■■■■■■ ■■ ■■■■■■■ ■■■■■■■■■■■■■■■■■ ■■■■■■■■ ■■■■■■■■■■■■■■■■ ■■■■■■■■■■■■ ■■■ ■■■■■■■■■■■ ■■■■■■■■■■■■■■■ ■■■■■■■■■ ■■■■■■■■■■ ■■■■■■■■■ ■■■■■■ ■■■■■■■■■■■■ An entrant's ability to offer a supplement in one jurisdiction is therefore not proof of transferable international access.

Supplier bargaining is strongest where access to a particular commercial source is controlled. ■■■■■■■■■ ■■■■■■■■■ ■■■■■■■■■ ■■■■■■■■■■■■■ ■■■■ ■■■■■■■■ ■■■■■■ ■■■■■■■■■■■■■ ■■■■■■■■■■ ■■■■ ■■■■■■■■■■■■ ■■■■ ■■■■■■■■■■■■ ■■■ ■■■■■■■■■ ■■■■■■■■■■■ ■■■■■■■■■■■ ■■■■■■ ■■■ ■■■■■■■■ ■■■■■■■■ ■■■■■■■ ■■■■■■■■■■■■ ■■■■■■■■■■■■■ ■■■■■■■■■ Buyers should verify contractual availability and permitted alternatives rather than infer substitutability from matching enzyme names.

Channel buyers and individual consumers exercise different forms of leverage. Professional reseller agreements can restrict customer geography and online selling, while NSF's published Amazon compliance service demonstrates an additional private verification layer. ■■■■■■ ■■■■■■ ■■■■ ■■■■■■■ ■■■■ ■■■■■■■■ ■■■■■■■■■■■■■ ■■■ ■■■■■■■ ■■■■■■■■■ ■■■■■■■■ ■■■■■■■■■■■■ ■■■ ■■■■■■■ ■■■■■■■■■■■■ ■■■■■■■■ ■■■■■■■ ■■■■■ ■■■■■■■■ ■■■■■■■■ ■■■■■ ■■■ ■■■■■■■■■ ■■■■■ ■■■■■■■■■■■■■■■■■■■■■ ■■■■■■■ ■■■■■■■■■

Dietary substitutes exert a concrete counterforce in lactose-focused purchasing. NIDDK identifies dietary adjustment and lactose-free products alongside lactase products, and LACTAID itself offers both supplements and lactose-free foods. ■■■■■■■■■■ ■■■■■■■ ■■■■■■■■■■ ■■■■■■■■ ■■■■■■■ ■■ ■■■■■■■■■■ ■■■■ ■■■■■■■ ■■■■ ■■■■■■■■■■■ ■■■■■■■ ■■■■■■■ ■■■■■ ■■■■■■■■■ ■ ■■■■■■■ ■■■■■■■■■■■■■■■■ ■■■■■■■■ ■■■■ ■■■ ■■■■■■■■■■■■■ ■■■■■■■ ■ ■■■■■■■■■■ ■■■■■■■■■■

Sources & Evidence

1. Questions and Answers on Dietary Supplements
   · FDA describes general nonapproval and exceptions involving new dietary ingredients, supporting a qualified rather than barrier-free entry interpretation. ([fda.gov](https://www.fda.gov/food/information-consumers-using-dietary-supplements/questions-and-answers-dietary-supplements))
2. Information Kit - Regulation of Natural Health Products
   · Premarket product licensing constitutes an access condition different from the general U.S. dietary-supplement framework. ([canada.ca](https://www.canada.ca/en/health-canada/services/drugs-health-products/natural-non-prescription/regulation/information-kit.html))

3. Understanding the legislative framework for listed medicines
   - TGA's pathway-specific eligibility conditions support jurisdiction-dependent entry barriers rather than transferable global access. ([tga.gov.au](https://www.tga.gov.au/general-guidance-listed-medicines))
4. Treatment for Lactose Intolerance
   - The documented dietary alternatives support substitute pressure specifically within lactose-focused purchasing. ([niddk.nih.gov](https://www.niddk.nih.gov/health-information/digestive-diseases/lactose-intolerance/treatment))
5. About Us
   - The disclosed source relationships support a conditional access-control mechanism for particular supplies, not market-wide scarcity. ([bio-cat.com](https://www.bio-cat.com/about-us/))
6. LACTAID Fast Act Chewable Lactase Enzyme Supplements
   - Its targeted supplement and lactose-free food offerings support purpose-based rivalry and dietary-substitute analysis. ([lactaid.com](https://www.lactaid.com/products/fast-act-chewables))
7. Digestive Enzymes Ultra
   - The broad vegetarian offering provides a documented competitive proposition distinct from lactose-specific positioning. ([pureencapsulationspro.com](https://www.pureencapsulationspro.com/digestive-enzymes-ultra.html))
8. Purchase Terms and Conditions
   - The contractual restrictions demonstrate brand control over participation, not unrestricted reseller access. ([pureencapsulationspro.com](https://www.pureencapsulationspro.com/terms-and-conditions))
9. NSF and Amazon's Dietary Supplement Policy: Video
   - The published service establishes a private channel-verification role distinct from public product regulation. ([nsf.org](https://www.nsf.org/knowledge-library/nsf-amazon-dietary-supplements-policy-video))

4.6. PESTLE Analysis

Regulatory classification determines the institution responsible for market access. ■■■■■■■■■■ ■■■■■■■■ ■■■■■■■■■■■■■■ ■■■■■■■■■■ ■■■■■■ ■■■■■■■■■■ ■■■■■■■■ ■■■■■■■ ■■ ■■■ ■■■■■■■■■■■■■■■■■ ■■■■■■■■■■■ ■■■■■ ■■■ ■■■■■■■■ ■■■■■ ■■■■■■■■■ ■■■■ ■■■■■■■■■■■ ■■ ■■■■■■ ■■■■■ ■■■■■■■■■■■■■■■■ ■■■■■■ ■■■■■■■■■ ■■■■■■■■■■ ■■■■■■■■■■■■■■■■■■ ■■■■■■■■ ■ ■■■■■■■■ ■■■■■■■ ■■■■ ■■■ ■■ ■■■■■■■■ ■■■■■■■■■■ ■■■■■ ■■■■■■■■■■■■ ■■■■■■ ■■■■■■■■■■■■ Importers and brand owners should verify the applicable product class before committing to distribution.

International sourcing creates exposure beyond the country in which a finished supplement is branded or sold. NOW discloses globally sourced ingredients for Super Enzymes. ■■■■■■■ ■■■■■■■■■ ■■■■■■■■■ ■■■■■■■■ ■■■■■■■■■■■■■■■ ■■■■■■■■■■■■ ■■ ■■■■■■■■■■■■■■■ ■■■■■■ ■■■ ■■■■■■■■■■ ■■■■■■■■ ■■■■■■ ■■■■ ■ ■■■■■■■ ■■■■■■■■■■ ■■■ ■■■■■■■■■ ■■■■■■■ ■■■■■■■■■■■■ ■■■■■■■■■■■ ■■■ ■■■■■■ ■■■■ ■■■■ ■■■■■■■■■■ ■■■■■■■■■■ ■■■■■■■ ■■■ ■■■■■■■■■ ■■■■■■■ ■■■ ■■■■ ■■■■■■■■ ■■■■■■■■■ ■■■■ ■■■■■■■■ ■■■■■ ■■■■■■■■ ■■■■■■■■■ ■■■■■■■■■ ■■■ ■■■■■■■■■ ■■■■■■■■■■ ■■■■■■■■ ■■■ ■■■■ ■■■■■■■■■■■■ ■■■■■■■■ ■ ■■■■■■■■■■ ■■■■■■■■ ■■■■■■■ ■■■■ ■■■■■■■■■■■■ ■■■■■■■■ ■■■■■■■■■■

■■■■■■■■■■ ■■■■■■■■■■■ ■■■ ■■■■■■■■■■■■■■■■■■■■ ■■■■■■■■■■ ■■■■ ■■ ■■■■■■■■■■ ■■■■■■■■■■■ ■■■■■■■■ ■■■■■■■■■ ■■■ ■■■■■■■■■■■ ■■■■■■■■ ■■ ■■■■■■■■■■■■■■■ ■■■ ■■■■■■ ■■■■■■■■ ■■■■ ■■■■ ■■■■■■■■■■■■ ■■■■ ■■■ ■■■■■■■■■ ■■■■■■■■ ■■■■■■■ ■■■■■■■■■■■■ A prospective licensee should confirm ownership, territorial rights and contractual access before

valuing exclusivity. Dietary compatibility creates another differentiation route, illustrated by vegetarian digestive-enzyme offerings, but does not establish superior performance.

Packaging obligations add a separate market-access consideration. The European Union's Packaging and Packaging Waste Regulation began phased application on August xx.xx 2026, with other requirements taking effect later. ■■■■■■■■■■ ■■■■■■ ■■■■■■■ ■■ ■■■■■■■■■ ■■■■■■ ■■■■■■ ■■■■■■■■■■ ■■■■■■■■■■■ ■■■ ■■■■■■■ ■■■ ■■■■■■■■ ■■■■■■■■■ ■■■■■■■ ■■■ ■■■■■■■■ ■■■■■■■■■■ ■■■■■■■■■ ■■■■■■■■■■ ■■■ ■■■■■■■■■■■■■ ■■■■■■■■■■■ ■■■■■■ ■■■■■■■■■■ ■■■ ■■■■■■ ■■■■■■■■■■ ■■■■■■ ■■ ■■■■■■■■■■■■■ ■■■■■■■■■ ■■■■■■■

Sources & Evidence

1. Food supplements
   · The EU food classification differs from medicinal and other jurisdictional supplement frameworks. ([efsa.europa.eu](https://www.efsa.europa.eu/en/topics/topic/food-supplements))
2. Health Supplement Main Page
   · Malaysia's NPRA explicitly includes enzymes in its health-supplement definition and directs businesses to registration guidance. This establishes category recognition, not authorization of a particular offering. ([npra.gov.my](https://www.npra.gov.my/~npraweb/index.php/en/health-supplement-main-page.html))
3. New EU rules on packaging enter into application
   · The European Commission states that the Packaging and Packaging Waste Regulation began phased application on August xx.xx 2026, with additional requirements applying later. ([environment.ec.europa.eu](https://environment.ec.europa.eu/news/new-eu-rules-packaging-enter-application-2026-xx.xx-11_en))
4. Inventors Assistance Center
   · The USPTO explains that patent-pending wording indicates an application and that patent protection does not begin until the patent is granted. ([uspto.gov](https://www.uspto.gov/learning-and-resources/support-centers/inventors-assistance-center-iac))
5. Global economic outlook weakens amid energy shock and rising inflationary pressures
   · The OECD's June xx.xx 2026 assessment describes energy-disruption and inflation risks. Their possible effects on supplement budgets and supplier economics are conditional commercial interpretations, not category-specific observations. ([oecd.org](https://www.oecd.org/en/about/news/press-releases/2026/xx.xx/global-economic-outlook-weakens-amid-energy-shock-and-rising-inflationary-pressures.html))
6. CBP ruling N354493: Tariff classification, country of origin, marking and United States-Australia Free Trade Agreement status of a dietary supplement
   · CBP's ruling expressly limits its holding to the presented merchandise and facts and warns that tariff measures can change. It supports product-specific verification, not an enzyme-product classification. ([rulings.cbp.gov](https://rulings.cbp.gov/api/getdoc/ny/2025/N354493.pdf))
7. Super Enzymes | Comprehensive Digestive Support
   · Global sourcing establishes the commercial relevance of verifying import exposure; it does not establish a particular tariff treatment. ([nowfoods.com](https://www.nowfoods.com/products/supplements/super-enzymes-tablets))
8. Digestive Enzymes Ultra
   · Vegetarian positioning is an evidenced differentiation attribute, not proof of superior performance. ([pureencapsulationspro.com](https://www.pureencapsulationspro.com/digestive-enzymes-ultra.html))
9. Our Story
   · FODZYME describes its specialized offering as proprietary and patent-pending. This is evidence of commercial positioning, not independently verified granted rights or effectiveness. ([fodzyme.com](https://fodzyme.com/pages/our-story))

4.7. Market Outlook

[redacted] The EU packaging transition adds a separate procurement milestone. Authorization continuity, signed channel rights and sustained buyer interest are therefore more informative indicators than portfolio breadth alone.

Sources & Evidence

1. Structure/Function Claims
   · FDA distinguishes substantiated supplement structure/function claims from disease-treatment representations. ([fda.gov](https://www.fda.gov/food/nutrition-food-labeling-and-critical-foods/structurefunction-claims))
2. Health Products Compliance Guidance
   · Claim support constrains the commercial value of broader positioning. ([ftc.gov](https://www.ftc.gov/business-guidance/resources/health-products-compliance-guidance))
3. Understanding the legislative framework for listed medicines
   · Sponsor-supported access remains distinct from sales distribution. ([tga.gov.au](https://www.tga.gov.au/resources/guidance/understanding-legislative-framework-listed-medicines))
4. Food supplements
   · EU food-supplement ingredients can remain subject to national provisions and additional legislation. ([efsa.europa.eu](https://www.efsa.europa.eu/en/topics/topic/food-supplements))
5. Treatment for Lactose Intolerance
   · Dietary adjustment provides an evidenced counterforce to supplement-dependent outlook assumptions. ([niddk.nih.gov](https://www.niddk.nih.gov/health-information/digestive-diseases/lactose-intolerance/treatment))
6. Billing Terms
   · Enzymedica permits subscription cancellation; promotional enrollment is not an irrevocable purchasing commitment. ([enzymedica.com](https://enzymedica.com/pages/billing-terms-xx.xx))
7. Importing and Exporting Health Products for Commercial Use (GUI-0117)
   · Canadian product and importer requirements are separate commercial-access gates. ([canada.ca](https://www.canada.ca/en/health-canada/services/drugs-health-products/compliance-enforcement/importation-exportation/commercial-use-health-products-guidance/document.html))
8. Packaging waste - European Commission
   · The European Commission identifies a 2030 recyclability objective within the phased packaging framework. ([environment.ec.europa.eu](https://environment.ec.europa.eu/topics/waste-and-recycling/packaging-waste_en))

4.7.1. Near-Term Market Outlook (0-2 Years)

For 2026-2027, a defensible route is to secure the commercial role before expanding ordering access. [redacted] If they do not, an authorized alternative relationship is preferable to promoting first and resolving access afterward.

Sources & Evidence

1. Purchase Terms and Conditions
   - A professional account does not automatically authorize online resale. ([pureencapsulationspro.com](https://www.pureencapsulationspro.com/terms-and-conditions))
2. Account Application
   - Professional participation has documented purchasing and patient-direct alternatives. ([enzymescience.com](https://enzymescience.com/pages/account-application))
3. Work with us | Holland & Barrett
   - Marketplace admission remains a supplier-onboarding decision rather than automatic access. ([corporate.hollandandbarrett.com](https://corporate.hollandandbarrett.com/work-with-us))

4.7.2. Medium-Term Market Outlook (3-5 Years)

[redacted] Confirmed local status, continuing documentary access and delivery performance should govern extension or deferral. These examples explain access sequencing, not a geographic demand ranking.

Sources & Evidence

1. Understanding the legislative framework for listed medicines
   - Applicable sponsorship and continuing obligations condition an Australian extension. ([tga.gov.au](https://www.tga.gov.au/resources/guidance/understanding-legislative-framework-listed-medicines))
2. Food supplements
   - EU coordination does not establish uniform ingredient or notification eligibility. ([efsa.europa.eu](https://www.efsa.europa.eu/en/topics/topic/food-supplements))
3. International Distributors
   - Country-specific label support is an evidenced contribution to localized distribution. ([enzymedica.com](https://enzymedica.com/pages/international-distributors))

4. Nutrition and Health Claims
   · The EU claims framework permits eligible claims only within their applicable conditions. ([food.ec.europa.eu](https://food.ec.europa.eu/food-safety/labelling-and-nutrition/nutrition-and-health-claims_en))
5. Importing and Exporting Health Products for Commercial Use (GUI-0117)
   · The foreign manufacturing site must be listed on the Canadian importer's site licence. ([canada.ca](https://www.canada.ca/en/health-canada/services/drugs-health-products/compliance-enforcement/importation-exportation/commercial-use-health-products-guidance/document.html))

4.7.3. Long-Term Market Outlook (5-10 Years)

For 2030-2032, EU-facing packaging procurement becomes a distinct strategic dependency. The Commission's stated 2030 recyclability objective makes long-duration supplement and shipping-packaging commitments subject to applicability review. ■■■ ■■■■■■■■■■ ■■■■■■ ■■■■■■■■■■■■■■ ■■■■ ■■■■■■■■■ ■■■■ ■■■■■■■■ ■■■■■■■■■■■■■■■■ ■■■■■■ ■■■■■■■■ ■■ ■■■■■■■■■ ■■■■■■■■■■■■ ■■■■ ■■■■■■■■ ■■ ■■■ ■■■■■■■■■■ ■■■■■■■■ ■■■■ ■■■■■■■ ■■■■■■■ ■■■■■■ ■■■■■■■■ ■■■■■■■■■■ ■■■ ■■■■■■ ■■■■■■■■■■■■ ■■■■■■■■ ■■■ ■■■■■■■■■■ ■■■■■■ ■■■■■■■■ ■■■ ■■■■■ ■■■■■■■■ ■■■■■ ■■■■■■■■■■ ■■■■■■■ ■■ ■■■■■■■■ ■■ ■■ ■■■■■■■■■■ ■■■■■■■■■ ■■■■■■■ ■■■■■■■■■■■■■■ ■■■■ ■■■■■■■■■■■■■■■■■■■ ■■■■ ■■■ ■■■■■■■■■■ ■■■■■■■■■■■■■ ■■■■■■■■■■ ■■■■■■■■■■ ■■■■ ■■■ ■■■■■■■■■■ ■■■■■■■ ■■■■■■■ ■■■■■■■■■■■■ ■■ ■■■■■■■■ ■■■ ■■ ■■■■ ■■■ ■■■■■■■■ ■■■■■■■■■■ ■■ ■■■■■■■■ ■■■■ ■■■■■■■ ■■■■■■

Sources & Evidence

1. Packaging waste - European Commission
   · The PPWR's stated 2030 recyclability objective creates a relevant packaging-procurement milestone. ([environment.ec.europa.eu](https://environment.ec.europa.eu/topics/waste-and-recycling/packaging-waste_en))
2. Annex to the Communication to the Commission: Approval of the draft Commission Notice on the Guidance document for Regulation (EU) 2025/40 on packaging and packaging waste
   · The Commission's March 2026 draft interpretive guidance quotes recycling-design timing conditional on delegated acts; it is not standalone binding law. ([environment.ec.europa.eu](https://environment.ec.europa.eu/document/download/3d59ca88-539c-4b6b-a623-0f61068e853e_en?filename=Annex+to+the+Communication+to+the+Commission.pdf))

4.8. Go-to-Market Strategy

■ ■■■ ■■■■■■■ ■■■■■■ ■■■■■ ■■■■ ■ ■■■■■ ■■■■■■■■■■ ■■■■■ ■■■ ■■ ■■■■■■■■ ■■■■■■■■ ■■■■■■■■■ ■■■ ■ ■■■■■■■ ■■ ■■■■■■■ ■■■■■ ■■■■■■■■■■■■■■■ ■■■■■■■■■■■ ■■■■■■ ■■■ ■■■■■■■■ ■■■■■■ ■■■■■■■■■■■ ■■■ ■■■■■■■■■■■ ■■■■ ■■■■■■■■ ■■■■■■■■ ■■■■■■■■■■■■ ■■■ ■■■■■■■■■■ ■■■■■■■■■■■ ■■■■■■ ■■■■■■■ ■■■■■■■ ■■■■■■■ For Brand-Direct Sellers, price positioning should reflect documented fit and the service offered rather than enzyme breadth or unsupported superiority. Optional replenishment can serve continuing needs; Enzymedica's cancelable arrangement illustrates why promotional enrollment should remain separate from durable-demand evidence.

Choose the selling role before building the ordering interface. A clinic can evaluate authorized resale against Enzyme Science's patient-direct option, confirming account rights and service ownership first. ■ ■■■■■ ■■■■■■■ ■■■■■■■ ■ ■■■■■■■ ■■■■■■■ ■■■■■■ ■■■ ■■■■■■ ■■■■■■■■■■■ ■■■■■■■■■■ ■■■■■■■■■ ■■■ ■■■■■■■■ ■■■■■■■■■■■■■ ■■■■■ ■■■■■■■■ ■■■■■■■■■■■ ■■■

RESEARCH SAMPLE REPORT

[redacted]

International entry should follow the actual local access gap. Use a Canadian importer only after confirming product and site-licence coverage; qualify the responsible sponsor separately for an Australian listed-medicine route. [redacted]

For an own-label launch, secure responsibility and documentary-access provisions before committing to a contracted supply relationship. [redacted] If any gate remains unresolved, defer that route or select a differently qualified offering rather than build promotion around an assumed future permission.

Sources & Evidence

1. Structure/Function Claims
   - U.S. supplement positioning must retain the applicable claim boundary. ([fda.gov](https://www.fda.gov/food/nutrition-food-labeling-and-critical-foods/structurefunction-claims))
2. Small Entity Compliance Guide: Current Good Manufacturing Practice in Manufacturing, Packaging, Labeling, or Holding Operations for Dietary Supplements
   - FDA guidance retains conformity and distribution-release accountability for the described own-label contracting distributor. ([fda.gov](https://www.fda.gov/regulatory-information/search-fda-guidance-documents/small-entity-compliance-guide-current-good-manufacturing-practice-manufacturing-packaging-labeling))
3. Health Products Compliance Guidance
   - Advertising must not imply unsupported product superiority or benefits. ([ftc.gov](https://www.ftc.gov/business-guidance/resources/health-products-compliance-guidance))
4. Understanding the legislative framework for listed medicines
   - Required sponsor information must be established before listing, not assumed from distributor appointment. ([tga.gov.au](https://www.tga.gov.au/resources/guidance/understanding-legislative-framework-listed-medicines))
5. Food supplements
   - Destination-specific product checks remain relevant to EU distribution agreements. ([efsa.europa.eu](https://www.efsa.europa.eu/en/topics/topic/food-supplements))
6. Purchase Terms and Conditions
   - Professional resale carries permission and customer-service obligations. ([pureencapsulationspro.com](https://www.pureencapsulationspro.com/terms-and-conditions))

7. Billing Terms
   - Enzymedica documents optional replenishment incentives, cancellation rights and restrictions on combining promotions. ([enzymedica.com](https://enzymedica.com/pages/billing-terms-xx.xx))
8. International Distributors
   - The international interface invites partnerships but does not establish a signed territory agreement. ([enzymedica.com](https://enzymedica.com/pages/international-distributors))
9. Nutrition and Health Claims
   - Destination-facing benefit language requires review against applicable EU claims permissions. ([food.ec.europa.eu](https://food.ec.europa.eu/food-safety/labelling-and-nutrition/nutrition-and-health-claims_en))
10. Importing and Exporting Health Products for Commercial Use (GUI-0117)
    - A Canadian importer partnership requires product and site-licence coverage, not territorial reach alone. ([canada.ca](https://www.canada.ca/en/health-canada/services/drugs-health-products/compliance-enforcement/importation-exportation/commercial-use-health-products-guidance/document.html))
11. Account Application
    - The account options support choosing a clinic's commercial role before launch. ([enzymescience.com](https://enzymescience.com/pages/account-application))
12. General Sales Conditions Disolut B.V. - September 2024
    - Disolut's professional terms specify EXW Nieuwegein and estimated delivery timing unless otherwise agreed. ([intoleran.com](https://www.intoleran.com/en/wp-content/uploads/2025/xx.xx/xx.xx-Alg-Lev-vwd-Disolut-BV-B2B-EN.pdf))
13. Work with us | Holland & Barrett
    - Holland & Barrett documents marketplace support and responsible-sourcing onboarding requirements. ([corporate.hollandandbarrett.com](https://corporate.hollandandbarrett.com/work-with-us))
14. Terms & Conditions | Holland & Barrett
    - Marketplace fulfillment and customer remedies depend on the applicable arrangement. ([hollandandbarrett.com](https://www.hollandandbarrett.com/info/terms-and-conditions/))

5. Market Insights

5.1. Consumer Insights & End-User Perspective

Buyer fit depends on the intended digestive-use objective, age positioning and dietary compatibility rather than maximum ingredient breadth. LACTAID's lactose-focused chewable proposition addresses a recognizable dairy-related purchasing occasion, while Digestive Enzymes Ultra and Digest Gold + Probiotics present broader or complementary-ingredient propositions. ▪▪▪▪▪ ▪▪▪▪ ▪▪▪▪▪▪▪▪▪▪ ▪▪▪▪▪▪▪ ▪▪▪▪▪▪▪▪▪▪ ▪▪ ▪▪ ▪▪▪▪▪▪▪▪▪▪▪ ▪▪ ▪▪▪▪▪▪▪▪▪▪▪▪▪▪▪ ▪▪▪▪▪▪▪▪▪ ▪▪▪▪▪▪▪▪▪ ▪▪▪▪▪▪ ▪▪▪▪▪▪▪▪▪▪▪ ▪▪ ▪▪▪▪▪▪▪▪▪▪ ▪▪▪▪▪▪▪▪▪▪▪ ▪▪▪▪▪▪▪▪ ▪▪▪▪ ▪▪▪▪▪▪▪▪▪ ▪▪ ▪ ▪▪▪▪▪▪▪▪▪▪ ▪▪▪▪▪▪▪▪▪▪▪▪▪▪▪▪▪▪ ▪▪▪▪▪▪▪▪ ▪ ▪▪▪▪▪▪▪▪▪▪ ▪▪▪▪▪ ▪▪▪▪ ▪▪▪▪ ▪▪▪ ▪▪▪▪▪▪▪▪▪▪ ▪▪▪▪▪▪▪▪▪ ▪▪▪▪▪▪▪▪▪▪ ▪▪▪▪▪▪▪▪▪▪▪▪

Age and origin declarations create separate selection conditions. ▪▪▪ ▪▪▪▪▪▪ ▪▪▪▪▪ ▪▪▪▪▪▪▪▪ ▪▪▪ ▪▪▪▪▪▪ ▪▪▪ ▪▪▪▪▪▪▪▪ ▪▪▪▪▪▪▪▪▪▪▪▪ ▪▪▪▪▪▪▪▪▪▪▪▪ ▪▪▪▪▪ ▪▪▪▪ ▪▪▪▪▪▪▪▪▪▪▪▪▪▪ ▪▪▪▪▪▪▪▪ ▪ ▪▪▪▪▪▪▪▪▪▪ ▪▪▪▪▪ ▪▪▪▪▪▪▪▪▪ ▪ ▪▪▪▪▪▪▪▪▪ ▪▪▪▪▪▪ ▪▪▪▪▪ ▪▪▪▪▪▪▪▪▪ ▪▪▪▪▪▪▪▪▪▪▪▪ ▪▪▪▪ ▪ ▪▪▪▪▪▪▪▪▪▪ ▪▪▪▪▪ ▪▪ ▪▪▪▪▪ ▪▪▪▪▪▪▪▪▪▪ ▪▪▪▪▪▪▪▪▪▪▪▪▪ ▪▪▪ ▪▪ ▪▪▪▪▪▪ ▪▪▪▪▪▪▪▪▪▪ ▪▪▪▪▪▪ ▪▪ ▪▪▪▪▪▪▪▪▪ ▪▪▪▪ ▪▪ ▪▪▪▪▪▪▪▪▪▪ ▪▪▪▪▪▪▪ ▪▪▪▪▪▪▪ ▪▪▪▪▪▪▪▪ ▪▪▪▪▪▪▪ ▪▪▪▪▪▪▪▪▪ ▪▪▪▪▪▪▪ ▪▪▪ ▪▪▪▪▪▪▪ ▪▪▪ ▪▪▪ ▪▪▪▪▪▪▪ ▪▪▪▪▪▪▪▪ ▪▪▪▪▪▪▪▪▪▪ ▪▪▪▪▪▪▪▪▪▪▪▪ ▪▪▪ ▪▪▪▪▪▪▪▪▪ ▪▪▪▪▪▪▪▪▪ This requires more comparison effort than choosing a similarly positioned package, without establishing universally high switching costs.

▪▪▪ ▪▪▪▪▪▪▪▪▪▪ ▪▪▪ ▪▪▪▪ ▪▪▪ ▪▪▪▪▪▪▪▪▪▪ ▪▪▪▪▪▪▪▪▪▪ ▪▪▪▪ ▪▪▪ ▪▪ ▪▪▪ ▪▪▪▪ ▪▪▪▪▪▪▪ ▪▪▪▪▪▪▪▪▪▪▪▪ ▪▪▪▪▪▪▪ ▪▪▪▪▪ ▪▪▪▪▪▪▪▪ ▪▪▪▪▪▪▪▪ ▪▪▪▪▪▪▪ ▪▪▪▪▪▪▪▪ ▪▪▪ ▪▪▪▪▪ ▪▪▪▪▪▪▪▪▪ ▪▪▪▪▪▪▪▪▪ ▪▪▪▪▪▪▪▪ ▪▪▪ ▪▪▪▪▪▪▪▪▪▪ ▪▪▪▪▪▪▪▪▪▪ ▪▪▪▪ ▪▪▪ ▪▪▪▪▪▪▪▪▪▪ ▪▪▪▪▪▪▪▪▪▪ ▪▪▪▪▪▪▪ ▪ ▪▪▪▪▪▪▪▪▪ ▪▪ ▪▪▪▪▪▪▪▪▪ ▪▪▪ ▪▪▪▪▪▪▪▪ ▪▪▪▪▪▪▪▪▪ ▪▪▪▪▪▪▪▪▪▪▪ ▪▪▪ ▪▪▪▪▪▪▪ ▪▪▪ ▪▪▪▪▪▪▪▪▪▪ ▪▪▪▪▪▪▪▪▪▪ ▪▪▪▪▪▪▪▪ ▪▪▪▪ ▪▪▪ ▪▪▪▪▪▪▪ ▪▪▪ ▪▪▪▪▪▪▪▪ Brands seeking access through these relationships need clear product information for the gatekeeper as well as understandable selection and cancellation terms for the purchaser. Broader claims or combined ingredients should not be treated as evidence of buyer preference without product-relevant support.

Sources & Evidence

1. Health Products Compliance Guidance
   · FTC guidance requires substantiation relevant to the advertised product and benefit; broader ingredient positioning does not establish a better purchasing fit.
   ([ftc.gov](https://www.ftc.gov/business-guidance/resources/health-products-compliance-guidance))
2. Treatment for Lactose Intolerance
   · NIDDK recognizes dietary adjustment and lactase products as alternatives and identifies suitability considerations for certain consumer groups. This supports differentiated purchasing occasions and age qualification, not universal supplement dependence.
   ([niddk.nih.gov](https://www.niddk.nih.gov/health-information/digestive-diseases/lactose-intolerance/treatment))
3. Super Enzymes | Comprehensive Digestive Support
   · NOW labels Super Enzymes tablets for adults and declares animal-origin ingredients, supporting separate age and dietary-compatibility purchasing checks.
   ([nowfoods.com](https://www.nowfoods.com/products/supplements/super-enzymes-tablets))

4. LACTAID Fast Act Chewable Lactase Enzyme Supplements
   · LACTAID markets Fast Act Chewables as a chewable lactase supplement with dairy-focused positioning, documenting a specific purchasing purpose rather than a general digestive proposition. ([lactaid.com](https://www.lactaid.com/products/fast-act-chewables))
5. Digest Gold + Probiotics
   · Enzymedica markets Digest Gold + Probiotics as a combined digestive-enzyme and probiotic offering, establishing a complementary-ingredient purchasing proposition. ([enzymedica.com](https://enzymedica.com/products/digest-gold-probiotics-enzyme-digestion))
6. Digestive Enzymes Ultra
   · Pure Encapsulations presents Digestive Enzymes Ultra as a vegetarian, broad digestive-enzyme blend with adult age positioning. ([pureencapsulationspro.com](https://www.pureencapsulationspro.com/digestive-enzymes-ultra.html))
7. Searching the patient catalog
   · Fullscript states that providers determine patient catalog access and can restrict the available assortment. This distinguishes the recommendation gatekeeper from the purchasing end user. ([support.fullscript.com](https://support.fullscript.com/articles/searching-the-patient-catalog))
8. Billing Terms
   · Enzymedica requires payment before shipment and describes customer-selected recurring subscription payments with cancellation rights, documenting the end user's purchasing commitment. ([enzymedica.com](https://enzymedica.com/pages/billing-terms-xx.xx))

5.2. Consumer Experience Benchmarking

[illegible] These examples permit comparison of purpose, presentation and exclusions. They do not support an overall effectiveness ordering, nor do they establish that a broader product is a better substitute for a targeted one.

[illegible] Retailers can compare the accessibility of product declarations, supported claims and seller eligibility without converting ingredient breadth, release-design language or favorable reviews into demonstrated superiority. The buyer consequence is a more demanding comparison, but one that avoids substituting promotional confidence for evidence.

After-sale protection also depends on the seller and the controlling terms. [illegible] Buyers and resellers should obtain written confirmation of the applicable promise before relying on it; this information conflict concerns service entitlement, not demonstrated product performance.

Sources & Evidence

1. Health Products Compliance Guidance
   · FTC distinguishes testimonials and product positioning from adequate support for health-benefit claims, limiting defensible outcome comparisons. ([ftc.gov](https://www.ftc.gov/business-guidance/resources/health-products-compliance-guidance))
2. Super Enzymes | Comprehensive Digestive Support
   · The tablet presentation, adult positioning and animal-origin-containing declaration provide documented contrasts with vegetarian and targeted chewable offerings. ([nowfoods.com](https://www.nowfoods.com/products/supplements/super-enzymes-tablets))
3. LACTAID Fast Act Chewable Lactase Enzyme Supplements
   · The product's documented format and lactose-focused positioning provide comparison attributes, not evidence of superiority over broader enzyme offerings. ([lactaid.com](https://www.lactaid.com/products/fast-act-chewables))
4. Digest Gold + Probiotics
   · The combined offering is a documented comparison example for buyers seeking complementary ingredients, not proof that combination products provide better outcomes. ([enzymedica.com](https://enzymedica.com/products/digest-gold-probiotics-enzyme-digestion))
5. Digestive Enzymes Ultra
   · The documented vegetarian blend and capsule presentation provide product-fit comparison attributes; the commercial declaration does not establish comparative consumer outcomes. ([pureencapsulationspro.com](https://www.pureencapsulationspro.com/digestive-enzymes-ultra.html))
6. Enzymedica 45-Day Satisfaction Guarantee
   · Enzymedica's return policy describes a xx.xx-day satisfaction guarantee for original end users purchasing directly or from authorized U.S. sellers, excludes unauthorized sellers subject to applicable law, and allows proof-of-purchase requirements. ([enzymedica.com](https://enzymedica.com/pages/return-policy))
7. Help
   · Enzymedica's Help page states a xx.xx-day refund period for direct purchases, differing from its linked xx.xx-day return policy. The inspected pages do not settle the controlling direct-purchase deadline. ([enzymedica.com](https://enzymedica.com/pages/help))

5.3. Opportunity Mapping

Purpose-and-exclusion fit deserves initial commercial diligence before claims of universal digestive coverage. LACTAID documents a lactose-focused chewable proposition, FODZYME names fructans, galacto-oligosaccharides and lactose, and Intoleran's Fructase foregrounds fructose. ■■ ■■■■■■■ ■■■■■■ ■■■■■■■■ ■■ ■■■■■■■■■■ ■■■■■ ■■■■ ■■■ ■■■■■■■■■■ ■■■■■■■■■■ ■■■■■ ■■ ■■■ ■■■■■■■■ ■■■■ ■■■■■■■■■ ■■■■■■■ ■■■■ ■■■■■■■ ■■■■■■■ ■■■■■■ ■■ ■■■■■■■■■■■ ■■■■■■■■■■ ■■■■■■■ ■■■■ ■■■■■■■■■■ ■■■■■■■■■ ■■■■ ■■ ■■■■■ ■■■■■ ■■ ■■■■■■ ■■■■■■■ ■■■■■ ■■■■■■■ ■■■■■■■■■■ ■■■■■■■ ■■ ■■■■■■■■■■■■ ■■ ■■■■■■■■■■■■■■■ ■■■■■■■■■■ ■■■■■ ■■■■■■■■■■ ■■■■■■ ■■■■■■■■ ■■■ ■■■■■■■■■■■■■■■■■■■■■■■■■ ■■■■■ ■■■■■■■■ ■■■■■ ■■■■ ■■■ ■■■■■■■■■■■■■ ■■■■ ■■ ■■■■■■■■ ■■■■■■■■■■ ■■■■ ■■■■■■■■■■ ■■■■■■■■■

■■■■■■■■■■■■■■■■■■■■■■■■■ ■■■■■■■■■■■■■ ■■■■■■ ■■ ■■■■ ■■■ ■■■■■ ■■■■■ ■■ ■■■■■■■■ ■■■■■■■■■■ ■■■■■■■■■■■■ ■■■■■■■ ■■■■ ■ ■■■■■■■■■■ ■■■■■■■■■■ ■■■ ■■■■■■■■■■■■ ■■■■■■■■ ■■■■■■■■ ■■■ ■■■■■■■■ ■■■ ■■■■■ ■■■■■■■■■ ■■■■■■■■■ ■■ ■ ■■■■■■■■■■ ■■■■■■■■ ■ ■■■■■ ■■■ ■■■■■■■■ ■■ ■■■■■■■■■■ ■■■■■■■■■■■■ ■■■■■■■■■■■■ ■■■■■■■■ ■■ ■■■■■■■■■■■ ■■■■■■■■■■■■■■■■■ ■■■■■■■ ■■ ■■■■■■■■■ ■■■■■■■■■■ ■■■■■■■■■■■■ ■■■■■■■■ ■■■■■■■■■■■■ ■■■■■■■■■■ ■■■■■■■■■ ■■■■■■■■■■ ■■■■■■■■■ ■■■■■■■■■■■■■■ Enzyme-Only Supplements remain relevant when complementary ingredients are unwanted. Claims must be supported

for the actual offering, and a reseller cannot assume permission to create bundles: Atrium's terms expressly restrict that activity.

[illegible] Own-brand participation strengthens the need for a differentiated buyer-fit case without proving exclusion of external suppliers. Professional access presents another choice: Enzyme Science documents patient-direct ordering, while Atrium separately controls authorized online resale.

International opportunities are accessible only where the proposed counterparty resolves a defined local responsibility. [illegible] EU product eligibility and claim permissions also require destination-specific assessment rather than a region-wide assumption.

[illegible] This limits commitment to that particular example, not participation of Pediatric-Only or Multi-Age categories. Across all routes, composition, origin, presentation, seller and purchase mode remain independent fit checks rather than additive opportunities.

Sources & Evidence

1. Health Products Compliance Guidance
   - Combination positioning requires support for the actual finished offering's claims. ([ftc.gov](https://www.ftc.gov/business-guidance/resources/health-products-compliance-guidance))
2. Understanding the legislative framework for listed medicines
   - Sponsor responsibility requires a product-specific accountability assessment. ([tga.gov.au](https://www.tga.gov.au/resources/guidance/understanding-legislative-framework-listed-medicines))
3. Food supplements
   - An EU food-supplement category does not itself qualify an individual imported offering. ([efsa.europa.eu](https://www.efsa.europa.eu/en/topics/topic/food-supplements))

4. Treatment for Lactose Intolerance
   - Lactose-focused opportunities face dietary alternatives; purchasing implications remain conditional. ([niddk.nih.gov](https://www.niddk.nih.gov/health-information/digestive-diseases/lactose-intolerance/treatment))
5. Super Enzymes | Comprehensive Digestive Support
   - NOW Super Enzymes declares animal-origin enzyme ingredients and adult-only positioning. ([nowfoods.com](https://www.nowfoods.com/products/supplements/super-enzymes-tablets))
6. LACTAID Fast Act Chewable Lactase Enzyme Supplements
   - LACTAID's chewable supplement has lactose-focused positioning rather than unrestricted digestive coverage. ([lactaid.com](https://www.lactaid.com/products/fast-act-chewables))
7. Digest Gold + Probiotics
   - Enzymedica documents complementary ingredients within one finished offering, not merely a shared checkout. ([enzymedica.com](https://enzymedica.com/products/digest-gold-probiotics-enzyme-digestion))
8. Purchase Terms and Conditions
   - Atrium separately controls online selling and prohibits unauthorized product bundling. ([pureencapsulationspro.com](https://www.pureencapsulationspro.com/terms-and-conditions))
9. International Distributors
   - Localized label support does not resolve import, sponsorship or delivery responsibility. ([enzymedica.com](https://enzymedica.com/pages/international-distributors))
10. Nutrition and Health Claims
    - Shared EU claims governance does not authorize every enzyme-product representation. ([food.ec.europa.eu](https://food.ec.europa.eu/food-safety/labelling-and-nutrition/nutrition-and-health-claims_en))
11. FODZYME: FODMAP Digestive Enzymes for Fructans, GOS & Lactose
    - FODZYME markets a powder supplement naming fructans, galacto-oligosaccharides and lactose as its targets. ([fodzyme.com](https://fodzyme.com/products/fodzyme))
12. Buy Lacteeze Tablets - SINGLE PACK
    - The Australian Lacteeze page combines children-over-two positioning with all-ages wording, leaving the controlling minimum age unsettled. ([lacteeze.com.au](https://www.lacteeze.com.au/product/lacteeze-xx.xx-tablets/?utm_source=openai))
13. Pathway for Licensing Natural Health Products Making Modern Health Claims
    - Health Canada requires target-population age labeling and cautions against transferring adult evidence to children. ([canada.ca](https://www.canada.ca/en/health-canada/services/drugs-health-products/natural-non-prescription/legislation-guidelines/guidance-documents/pathway-licensing-making-modern-health-claims.html))
14. Importing and Exporting Health Products for Commercial Use (GUI-0117)
    - The Canadian framework supports qualification of the actual product and importing counterparty. ([canada.ca](https://www.canada.ca/en/health-canada/services/drugs-health-products/compliance-enforcement/importation-exportation/commercial-use-health-products-guidance/document.html))
15. Account Application
    - Patient-direct ordering is an evidenced alternative to professional purchasing for resale. ([enzymescience.com](https://enzymescience.com/pages/account-application))
16. Digest Ultimate | Comprehensive Digestive Enzyme Support
    - Digest Ultimate provides a documented vegetarian adult offering distinct from Super Enzymes. ([nowfoods.com](https://www.nowfoods.com/products/supplements/digest-ultimate-veg-capsules))
17. Fructase - Intoleran International
    - Intoleran positions Fructase capsules specifically for fructose digestion. ([intoleran.com](https://www.intoleran.com/en/fructase/))

18. General Sales Conditions Disolut B.V. - September 2024
    · Professional delivery allocation requires separate assessment from product or territory fit. ([intoleran.com](https://www.intoleran.com/en/wp-content/uploads/2025/xx.xx/xx.xx-Alg-Lev-vwd-Disolut-BV-B2B-EN.pdf))
19. Digestive Enzymes & Enzyme Supplements | Holland & Barrett
    · Holland & Barrett's enzyme category includes own-name products, external brands and separately attributed sellers. ([hollandandbarrett.com](https://www.hollandandbarrett.com/shop/vitamins-supplements/supplements/digestive-enzymes/))
20. Probiotic + Digestive Enzymes Gut Support Duo
    · The documented bundle preserves separate finished-product identities, unlike an integrated combination. ([inlifehealthcare.com](https://inlifehealthcare.com/products/probiotic-forte-digestive-enzymes))
21. Work with us | Holland & Barrett
    · Supplier support provides a documented marketplace entry interface, not guaranteed appointment. ([corporate.hollandandbarrett.com](https://corporate.hollandandbarrett.com/work-with-us))
22. Terms & Conditions | Holland & Barrett
    · Marketplace seller and fulfillment roles differ from retailer purchasing. ([hollandandbarrett.com](https://www.hollandandbarrett.com/info/terms-and-conditions/))

5.4. Distribution Channel Analysis

Digital ordering does not erase the commercial gatekeeper. Atrium's U.S. professional reseller framework requires separate written permission for online resale and imposes customer-service and recall-cooperation responsibilities. ■■■■■■■■■■ ■■■■■■ ■■■■■■■■■ ■■ ■■■■■■■■ ■■■ ■■■■■■■ ■■■■■■■■ ■■ ■■ ■■■■■■ ■■■■■■■■ ■■■■■■■■■ ■■■ ■■■■■■ ■■■■ ■■ ■ ■■■■■■■■■■■■■■■■■■■■■■■ ■■■■■■ ■■■■■■■■■■■■ ■ ■■■■■■■■ ■■■■■■■■■■■ ■■■■■■■■ ■■■■■■■■■ ■■■■■■ ■■■■■■■■■ ■■■■■■■■■■■ ■■■■■■■■ ■■■■■■■■■ ■■■ ■■■■■■■ ■■■■■■■■■■ ■■■■■■ ■■■■■■■■■■ ■■ ■■■■■■■■■■ ■■ ■■■■■■■■ ■■■■■■■■■■ ■■■■■■■ ■■ ■■■ ■■■■■■■■■■■ ■■■■■■■■ ■■ ■■■■■■■■■■■■ ■■■■■■ ■■■■■■■■

Brand-direct and international distribution routes have different execution conditions. ■■■■■■■■■■■■ ■■■■■■■ ■■■■■ ■■■■■■ ■■■■■■■■■■■■ ■■■■■■ ■■■■ ■■■■ ■■■ ■■■■■■■■■ ■■■■■■■■■■■ ■■■■■■ ■■■■■ ■■■ ■■■■■■■■■■■■ ■■■■■■■■■ ■■■■■■ ■■■■■■■■■■■■ ■■■■■■■■■ ■■■ ■■■■■ ■■■■■■■■■■■■■■■■ ■■■■■■■ ■ ■■■■■ ■■■■■■■■■■■ ■■■ ■■■■■■■ ■ ■■■■■■■■■■■■■■■■■ ■■■■■ ■■■ ■■■■■■■■■■ ■■■■■■■■■ ■■■ ■■■ ■■■■■■■■■ ■■■■ ■■■■■■■■■ ■■■ ■■■■■■ ■■■■■■■■■ ■■■■■■■■■ ■■■■■■■■■■ ■■■■■■ ■■■■■■■■■■■■■■ ■■■■■■■■ ■■■ ■■■■■■■■ ■■■■■■■■ ■■■■■■■■ ■■■■■■■■■ ■■■ ■■■■■■■■■■ ■■■■■■■ ■■■■■■■■■■■■ ■■■■■■■ ■■■■■■■■ ■■■■■■■■■■■■■■ Direct selling preserves more control over the customer relationship; using a distributor adds a counterparty whose rights and responsibilities must be verified rather than assumed.

Commercial exclusivity also requires a separate rights assessment. FODZYME describes its offering as proprietary and patent-pending, but the USPTO explains that a pending designation does not establish granted patent protection. ■ ■■■■■■■■■■■ ■■■■■■■■■■■ ■■■■■■ ■■■■■■■ ■■■■■■■■■■■ ■■■■■■■■■■■ ■■■■■■■ ■■■■■■■■■ ■■■■■ ■■■ ■■■ ■■■■■■■■■■■ ■■■■■■■■■■ ■■■■■■ ■■■■■■■ ■■ ■■■■■■■■■ ■■■■■■ ■ ■■■■■■■■■■■■ ■■■■■■■■■ ■■■ ■■■■■■■ ■■■■■■■■■■ ■■■■■■■■■■■■ ■■■■■■■■■■■■ ■■ ■■■■■■ ■■■■■■■ ■■■■■■■ ■■■■■■■■■■■■ ■■■■■■■■■■■■ ■■■ ■ ■■■■■■ ■■■■■■■■■■■ ■■■■■■■■■■■ ■■■■■ ■■■■■■■■■■■ ■■■■■■■■

Sources & Evidence

1. Information Kit - Regulation of Natural Health Products
   · Canada requires product licensing for Natural Health Products and site licensing for specified manufacturing, importing, labeling and packaging activities. A distribution relationship alone does not establish fulfillment eligibility. ([canada.ca](https://www.canada.ca/en/health-canada/services/drugs-health-products/natural-non-prescription/regulation/information-kit.html))
2. Understanding the legislative framework for listed medicines
   · TGA assigns sponsor certifications and continuing responsibilities to the Australian listed-medicine pathway, supporting verification of the responsible local party before distribution commitments. ([tga.gov.au](https://www.tga.gov.au/general-guidance-listed-medicines))
3. Inventors Assistance Center
   · USPTO explains that patent-pending wording indicates a filed application and that patent protection does not begin until grant. Contractual distribution rights must therefore be assessed separately. ([uspto.gov](https://www.uspto.gov/learning-and-resources/support-centers/inventors-assistance-center-iac))
4. Purchase Terms and Conditions
   · Atrium's U.S. professional reseller terms require separate written permission for online resale, restrict eligible customers and impose customer-service and recall-cooperation responsibilities. ([pureencapsulationspro.com](https://www.pureencapsulationspro.com/terms-and-conditions))
5. Our Story
   · FODZYME describes its offering as proprietary and patent-pending. This supports analysis of commercial positioning but does not establish granted patent rights or territorial distribution exclusivity. ([fodzyme.com](https://fodzyme.com/pages/our-story))
6. Searching the patient catalog
   · Fullscript supports patient ordering and reordering but allows providers to operate closed catalogs and restrict products, demonstrating that digital access does not imply unrestricted assortment access. ([support.fullscript.com](https://support.fullscript.com/articles/searching-the-patient-catalog))
7. Billing Terms
   · Enzymedica's billing terms distinguish domestic fulfillment from international orders, which are directed to its international distribution route. ([enzymedica.com](https://enzymedica.com/pages/billing-terms-xx.xx))
8. International Distributors
   · Enzymedica invites international distribution inquiries and offers country-specific labels. This documents a commercial route, not an existing product authorization or exclusive territorial agreement. ([enzymedica.com](https://enzymedica.com/pages/international-distributors))

5.5. Pricing Trend Analysis

Price formation is shaped by the purchasing relationship as well as the finished product. Enzymedica offers subscription discounting but prohibits combining subscription orders with other promotions. ■■■■■■■■■■■■ ■■■■■■■ ■■■■■■■■■■ ■■ ■■■■■■■■■■■ ■■■■■■■■■■■■■ ■■ ■■■■ ■■■■■■■■■■ ■■ ■ ■■■■■■■■■ ■■■■■■■■■■ ■■■■■■■■■ ■■■■■■ ■■■■ ■■■■■■■■■■■ ■■■ ■■■■■■■■■ ■■■■ ■■ ■■■■■■■■■ ■■■■■■ ■■■■■■■■ ■■■■ ■■■■■■■■ ■■■■ ■■■ ■■■■■■■■■■ ■■■■■■■■■■■■■ ■■■■■■■■ ■■■■ ■■■■■■■■■

Professional purchasing terms require account-specific reconciliation. ■■■■■■■■ ■■■■■■■■■■■■■■■■■■■ ■■■■■ ■■■■■■■■■ ■■■■■ ■■ ■■■■ ■■■■■■■■ ■■■■■■■■■■ ■■■ ■■■■■■■■ ■■■■■■■ ■■ ■■■■■■■■ ■■■■ ■■■■■■■■■■■■■■■ ■■■■■■■■■■ ■■■■■■■■■ ■■■■■■ ■■■ ■■■■ ■■■■■ ■■■■■■■ ■■■■■ ■■■■■■■■■■■■■■■■■ ■■■ ■■■■■■■■ ■■■■■■ ■■■■■■ ■■■ ■■■■■■■■■ ■■■■■■■■■ ■■ ■■■ ■■■■■■■■ ■■■■■■ ■■■■■■ ■■■■■ ■■■■■■■■■ ■■■■■■■■■■■■■■■■■ ■■■■■■■■■■■■■ ■■■ ■■■■■■■■■■■■ ■■■■■■■■■■■■■■■ ■■■■■■ ■■■■ ■■■■■■■■■ ■■■■■■■■ ■■■■■■■■ ■■■ ■■■■■■■■

[redacted] Clinics should obtain written confirmation before assessing cash commitments and unsold-inventory remedies.

[redacted] Fullscript separately identifies practitioner handling amounts, charges and taxes as elements of patient invoicing. A clinic should assess these responsibilities alongside its confirmed purchasing terms rather than assume that professional access guarantees attractive resale economics.

[redacted] The OECD's June 2026 assessment of energy disruption and inflation adds a broader cost and household-budget context; it does not demonstrate category-wide pricing behavior. Supplier quote revisions, changes in promotional eligibility and customer renewal decisions are more useful monitoring signals than an assumption that every cost increase can be passed through.

Sources & Evidence

1. Global economic outlook weakens amid energy shock and rising inflationary pressures
   · The OECD's June 2026 assessment describes energy disruption and inflationary pressures. Effects on digestive-enzyme supplier economics and household purchasing remain conditional commercial interpretations rather than demonstrated category behavior. ([oecd.org](https://www.oecd.org/en/about/news/press-releases/2026/xx.xx/global-economic-outlook-weakens-amid-energy-shock-and-rising-inflationary-pressures.html))
2. Super Enzymes | Comprehensive Digestive Support
   · NOW describes Super Enzymes as made in the United States with globally sourced ingredients. This supports transaction-specific cross-border exposure, not a particular tariff classification or uniform cost transmission. ([nowfoods.com](https://www.nowfoods.com/products/supplements/super-enzymes-tablets))
3. Purchase Terms and Conditions
   · Atrium's U.S. professional reseller terms effective April xx.xx 2023 specify prepaid orders and exclude returns or credits. They also impose selling permissions and customer-service obligations. These provisions must be considered alongside the supplier's other published purchasing policies. ([pureencapsulationspro.com](https://www.pureencapsulationspro.com/terms-and-conditions))
4. Searching the patient catalog
   · Fullscript describes practitioner handling amounts, charges and taxes as elements of patient invoicing, supporting a channel-dependent qualitative billing mechanism. ([support.fullscript.com](https://support.fullscript.com/articles/searching-the-patient-catalog))
5. Billing Terms
   · Enzymedica documents cancelable subscription purchasing, subscription discounting and restrictions on combining subscription orders with other promotions. These support a qualitative promotional mechanism, not committed continuing demand. ([enzymedica.com](https://enzymedica.com/pages/billing-terms-xx.xx))

6. Pure Encapsulations, LLC Conditions & Terms of Sale
   · Pure Encapsulations' conditions effective August xx.xx 2026 govern U.S. business sales, make payment terms dependent on the applicable invoice, retain authorized-seller policy requirements and subject direct retail and wholesale purchases to the current product return policy. They exclude direct consumer and private-label sales. ([pureencapsulationspro.com](https://www.pureencapsulationspro.com/all-terms/))
7. Customer Service
   · The professional customer-service page describes prepaid ordering and permits preauthorized returns of unopened, unused products in original factory-sealed packaging, subject to deadlines and other restrictions. This challenges a blanket professional-purchase return exclusion without establishing unrestricted returns. ([pureencapsulationspro.com](https://www.pureencapsulationspro.com/customer-service))

5.6. Regulatory Compliance & Standards Framework

[redacted] Supplement structure/function claims require substantiation, notification and appropriate disclaimers; disease-treatment representations cross a different regulatory boundary. An entrant should establish the lawful product and claim pathway before treating the absence of general premarket approval as commercial clearance.

Canada and Australia impose different authorization and responsibility structures. Canadian Natural Health Products require a product license, with a Natural Product Number identifying licensed products; specified manufacturing, importing, labeling and packaging activities also require site licensing. [redacted]

EU and Malaysian requirements further limit transferable access. [redacted] Recognition of an included commercial class therefore does not establish that a particular overseas product or claim is eligible locally.

Claim governance continues after assortment approval. FTC guidance addresses express and implied health-product advertising and endorsements; a disclaimer does not cure an otherwise misleading message. [redacted]

[redacted]

Sources & Evidence

1. Questions and Answers on Dietary Supplements
   · FDA does not approve dietary supplements or their labeling before marketing; firms retain ingredient, labeling, safety and current good manufacturing practice responsibilities, with applicable new dietary ingredient notification requirements. ([fda.gov](https://www.fda.gov/food/information-consumers-using-dietary-supplements/questions-and-answers-dietary-supplements))
2. Structure/Function Claims
   · FDA requires substantiation, notification and appropriate disclaimers for supplement structure/function claims and distinguishes them from disease-treatment claims. ([fda.gov](https://www.fda.gov/food/nutrition-food-labeling-and-critical-foods/structurefunction-claims))
3. Health Products Compliance Guidance
   · FTC requires support for express and implied health-product advertising claims, including claims communicated through endorsements; disclaimers do not cure an otherwise misleading message. ([ftc.gov](https://www.ftc.gov/business-guidance/resources/health-products-compliance-guidance))
4. Information Kit - Regulation of Natural Health Products
   · Health Canada identifies product licensing, the Natural Product Number, prescribed labeling and relevant site licensing as distinct commercial requirements. ([canada.ca](https://www.canada.ca/en/health-canada/services/drugs-health-products/natural-non-prescription/regulation/information-kit.html))
5. Understanding the legislative framework for listed medicines
   · TGA distinguishes AUST L sponsor self-certification without premarket product assessment from AUST L(A), which includes premarket efficacy assessment; applicable eligibility, evidence, advertising and GMP obligations remain. ([tga.gov.au](https://www.tga.gov.au/general-guidance-listed-medicines))
6. Food supplements
   · EFSA states that EU food supplements are foods, that substances other than vitamins and minerals may be subject to national or other EU requirements, and that Member States may require market notification. ([efsa.europa.eu](https://www.efsa.europa.eu/en/topics/topic/food-supplements))
7. Health Supplement Main Page
   · Malaysia's NPRA includes enzymes in its health-supplement definition and identifies registration and post-registration responsibilities. Category recognition does not authorize an individual offering. ([npra.gov.my](https://www.npra.gov.my/~npraweb/index.php/en/health-supplement-main-page.html))
8. Nutrition and Health Claims
   · The European Commission identifies the nutrition and health claims framework and its public register of permitted nutrition claims and authorized and nonauthorized health claims. ([food.ec.europa.eu](https://food.ec.europa.eu/food-safety/labelling-and-nutrition/nutrition-and-health-claims_en))

5.7. ESG & Sustainability Analysis

Packaging sustainability is an observed commercial change in this market, not merely an adjacent aspiration. [redacted] The implementation requirement is

reliable packaging information and consistent customer-facing explanations; recycled content alone does not establish the finished supplement's total environmental footprint.

EU-facing brands also face a phased packaging transition. The Packaging and Packaging Waste Regulation began phased application on August xx.xx 2026, with additional recyclability and recycled-plastic provisions applying from 2030. ■■■■■■■■■■■ ■■■■■■■■■■■ ■■■■■■■ ■■■■■■■■■■■ ■■■■■■■■■■■■ ■■■■■■■■■■ ■■ ■■■ ■■■■■■■■■■ ■■■■■■■ ■■■ ■■■■■■■■ ■■■■■■■■■■ ■■■■ ■■■■■ ■■■■■■■■■■ ■■■■■■■ ■■■■■■■■ ■■■■■■■■■■ ■■■ ■■■■■■ ■■■■■■■■■■ ■■ ■■ ■■■■■■■■■■ ■■■■■■■■■ ■■■■■■■■■■■■ ■■■ ■■■■■■ ■■■■■■■■■■■■ ■■■ ■■■■■■■■■■■■■■■■■ ■■■■■■■■■■■ ■ ■■■■■■■■■ ■■■■■■■■■■ ■■■■■■■■■■■■ ■■■■■■■■■■■ ■■■■ ■■■ ■■■■■■■■ ■■■ ■■■■■■■ ■■■■■■■■ ■■■■■■■■■■■■■■■■■■■ ■■■■■■■■■■■■■■■■■

Environmental differentiation must remain specific. ■■■■■ ■■■■■ ■■■■■■ ■■■■■■■ ■■■ ■■■■■■■■■■■■■■■■■■■ ■■■■■■■■■■ ■■■■■ ■■ ■■■■■■ ■■■■■ ■■■■■■■■ ■■■■■■■ ■■■ ■■■■■■■■■■■■■ ■■■■■■■■■ ■■■ ■■■■■■■■■■ ■■ ■■■■■■ ■■■■■■■■■ ■■■■■■■ ■■■■ ■■■ ■■■■■■■■ ■■■■■■■ ■■■■ ■■■■■■■■■■■■■ ■■■■■■■■■■■■■■ ■ ■■■■■■■■■■■■■■■■ ■■■■■ ■■■■■■■ ■■■■■■■■■■■ ■ ■■■■■■■■ ■■■■■■ ■■■■■■■■■ ■■■■ ■■ ■■■■■■■■■■■ ■■■■■ ■■■■ ■■■ ■■■■■■■ ■■■■■■■ ■■ ■■■■■■■■■■■■■■■ ■■■■■■■■■ ■■■■■■■■■ ■■■■■■■■■■ ■■■■■■ ■■■■■■■■■■■ ■■■■■■■■■■■ ■■■■■■■ ■■■■■■■■■■■■■■ ■■■ ■ ■■■■■■■■■■■ ■■■■■■■■■■■■■ ■■■■■■■■■■■ Credible differentiation depends on evidence for the stated attribute and destination, with broader claims withheld where the relevant trade-offs are not established.

Sources & Evidence

1. New EU rules on packaging enter into application
   · The European Commission states that the Packaging and Packaging Waste Regulation began phased application on August xx.xx 2026, with additional recyclability and recycled-plastic provisions applying from 2030. ([environment.ec.europa.eu](https://environment.ec.europa.eu/news/new-eu-rules-packaging-enter-application-2026-xx.xx-11_en))
2. Super Enzymes | Comprehensive Digestive Support
   · The Super Enzymes product declaration identifies a bottle made from post-consumer recycled resin, establishing product-specific packaging adoption without establishing a complete environmental footprint. ([nowfoods.com](https://www.nowfoods.com/products/supplements/super-enzymes-tablets))
3. NOW Supplement Bottles Made from 100% PCR
   · NOW describes adoption of post-consumer recycled supplement bottles and notes possible bottle color variation. These disclosures support packaging-specific communications, not a whole-product environmental superiority claim. ([nowfoods.com](https://www.nowfoods.com/healthy-living/articles/now-supplement-bottles-made-xx.xx-pcr))
4. Environmental Claims: Summary of the Green Guides
   · FTC's Green Guides explain the need for specific, substantiated environmental claims, qualifications for recycled-content claims and consideration of access to recycling facilities. They are advertising guidance, not environmental product certification. ([ftc.gov](https://www.ftc.gov/business-guidance/resources/environmental-claims-summary-green-guides))

5.8. Disruption & Risk Scenarios

A permission or claims disruption would affect sellers whose customer access depends on a particular brand agreement. Atrium's published framework allows revocation for unauthorized online selling; FDA and FTC requirements separately constrain promotional representations.

[redacted]

A sourcing-continuity disruption could expose brands that mistake different finished names or domestic manufacture for independent upstream access. BIO-CAT discloses exclusive relationships for specified supplies, while NOW discloses globally sourced inputs for Super Enzymes. [redacted] Cancellation reasons, changes in the customer's stated purchasing objective and continuing interest without promotional enrollment are useful indicators. Sellers should retain optional replenishment and narrower purpose-aligned alternatives rather than treat initial enrollment or broader ingredient positioning as durable dependence.

Sources & Evidence

1. Structure/Function Claims
   - Disease-related promotional implications can cross the supplement claim boundary. ([fda.gov](https://www.fda.gov/food/nutrition-food-labeling-and-critical-foods/structurefunction-claims))
2. Health Products Compliance Guidance
   - FTC addresses express and implied representations, including misleading endorsements. ([ftc.gov](https://www.ftc.gov/business-guidance/resources/health-products-compliance-guidance))
3. Treatment for Lactose Intolerance
   - Dietary adjustment can remove a lactose-focused supplement occasion; this is a commercial scenario, not observed erosion. ([niddk.nih.gov](https://www.niddk.nih.gov/health-information/digestive-diseases/lactose-intolerance/treatment))
4. About Us
   - BIO-CAT discloses exclusive relationships with specified Japanese enzyme manufacturers; this does not establish market-wide exclusivity. ([bio-cat.com](https://www.bio-cat.com/about-us/))

5. Super Enzymes | Comprehensive Digestive Support
   - NOW describes Super Enzymes as U.S.-made with globally sourced ingredients, distinguishing finished-product location from input sourcing. ([nowfoods.com](https://www.nowfoods.com/products/supplements/super-enzymes-tablets))
6. Purchase Terms and Conditions
   - Unauthorized online selling can trigger authorized-reseller revocation. ([pureencapsulationspro.com](https://www.pureencapsulationspro.com/terms-and-conditions))
7. Billing Terms
   - Cancelable replenishment supports a demand-risk scenario, not evidence of observed cancellation behavior. ([enzymedica.com](https://enzymedica.com/pages/billing-terms-xx.xx))
8. General Sales Conditions Disolut B.V. - September 2024
   - Estimated delivery commitments support a conditional launch-delay scenario, not evidence of actual disruption. ([intoleran.com](https://www.intoleran.com/en/wp-content/uploads/2025/xx.xx/xx.xx-Alg-Lev-vwd-Disolut-BV-B2B-EN.pdf))

5.9. Return on Investment & Cost-Benefit Analysis

For a clinic, the relevant cost-benefit choice is authorized resale versus patient-direct ordering. Clinic-held resale inventory creates purchasing and service obligations, but Pure Encapsulations' differing published return provisions prevent assuming that every purchase is nonreturnable. ■■■■■■■ ■■■■■■ ■■■■■■■ ■■■■■■■■■ ■■■■■■■■ ■■■■■■ ■■■■■■■■■■■■■ ■■■ ■■■■■■■■■■■■■■■ ■■■■■■■■ ■■■■■■ ■■■■■■■■■ ■■■■ ■■■■■ ■■■■ ■■■■■■■ ■■■■■■■■■■ ■■■■■■■■■■ ■■■■■■■■■■■■■■ ■■■■■■■■■■■■■ ■■■■■ ■■■■■■■■■■■■ ■■■■■ ■■■■■ ■■■■■■■■■■■■ ■■■■■■ ■■■■■■■■■■ ■■■■ ■■ ■■■ ■■■■■■■■■■ ■■■■■■■■ ■■■ ■■■■■■■■■■■ ■■■■■ ■■■■■■■ ■■■■■■■■■■ ■ ■■■■■■ ■■■■■■■ ■■■■■■■■■■■■■ ■■■ ■■■■■■■■■ ■■■■■■ ■■■■■■■■ ■■■ ■■■■■■■■■■■■■ ■■■■■■■■■■■■■ ■■■■■■■■■■■■■ ■■■■■■■■ ■■■■■■■■ ■■■ ■■■■■■■■■■■■ ■■■■■■■■■■■ ■■■■■■■■■ ■■■■■ ■■■ ■■■ ■■■■■■■■ ■■■■■■■■■■■■■ ■■■■■ ■■ ■■■■■■■■ ■■■■■■ ■■■■■■■■ ■■ ■■ ■■■ ■■■■ ■■■■■■■■■■ ■■■■■■■

For a brand entering another destination, a qualified importer or sponsor can provide a responsibility structure that the brand would otherwise need to establish. The benefit is usable local access, not an assumption that compliance disappears. ■■■■■■■■ ■■■■■■■■ ■■■■■■■■■■ ■■■■■■■■ ■■■■■■■■■■ ■■■ ■■■■■■■■■■ ■■■■■■■■■■■ ■■■■■■■■ ■■■■■■■■■■ ■■■■■■■■■■■■■ ■■■■■■■■■■ ■■■■■ ■■■■■■■■ ■■ ■■■■■■■■■■ ■■■■■■■■ ■■■■■■■■■■■■ ■■■■■■■■ ■■■■■■■■■ ■■■ ■■■■■■■■■■ ■■■■■■■■■■■■ ■■■■■■■■■■ ■■■■■■■■■■■■ ■■■■■■■■■ ■■■■■ ■■■■■■■■■■■■ ■■■ ■■■■■■■■■ ■■■■■■■■■■■■■■■■ ■■■■■■■■ ■■■■■■■■■■ ■■■■■■■■■■ ■■■■■■■ ■■■■■ ■■■■■■■ ■■■ ■■■ ■■■■■■■■■■■■ ■■■■■■■■■■■■■■■■■■■■ ■■■■■■■■■■■■■■ ■■■ ■■■ ■■■■■■■■■■ ■■■■■■■■■■■■■ ■■■ ■■■■■■■■■ ■■■■ ■■■■■■■■■■ ■■■■■■■■■ ■■■■■■■■ ■■■■■■■■■ ■■■■■■■■■■ ■■■■■■■■■■■■ ■■■ ■■■■■■■■■■■ ■■■■■■■■■■■■ ■■■ ■■■■■■■■■■■■ ■■■■■■■ ■■■■■■ ■■■■■■ ■■■■■■ ■■■■■ ■■■■■■■■■■■■ ■■■■■■ ■ ■■■■■■■■■■ ■■■■■■■■■■ ■■■■■■■■■■ ■■■■■■■ ■■■ ■■■■■■■■■■■■■ ■■■■■■■■■■■■ ■■■■■ ■■■■■■■■■■ ■■■■ ■■■■■■■■■■ ■■ ■■■■■■■■ ■■■■■■■■■■■■ ■■ ■■■■■■■■■■■■■ ■■■■■■■■■ ■■■■■ ■■■■■ ■■■■■■■■■■■■■ ■■■■■■ ■■■■■■■■■■■ ■■■■■■■■■ ■■■■■■■■■■ ■■ ■■■■■■■■■■ ■■ ■■■■■■■■ ■■■■■■■■■■ ■■■■■■■■■ ■■■ ■■ ■■■■ ■■■■■■■■■■■ ■■■■■

Own-label outsourcing presents a separate investment choice. ■■■■■■■■■■■ ■■■ ■■■■■ ■■■■■■■■■ ■■ ■■■■■■■■■■ ■■■■■■■■ ■■■ ■■■ ■■■■■■■■■ ■■■■■■■■ ■■■■■■■■■■■■■■■■■■■ ■■■■■■■■■■■■■■ ■■■ ■■■ ■■■■■■■■■■ ■■■■■■■■■■■■■ ■■■ ■■■■■■■■■ ■■■■ ■■■■■■■■■■ ■■■■■■■■■ ■■■■■■■■ ■■■■■■■■■■ ■■■■■■■■■■■ ■■■■■■■■■■■■ ■■■■■■■ ■■■ ■■■■■■■■■■■ ■■■■■■■■■■■■ ■■■ ■■■■■■■■■■■■■ ■■■■■■■ ■■■■■■■ ■■■■■■■ ■■■■■ ■■■■■■■■■■■■ ■■■■■■■ ■ ■■■■■■■■■■ ■■■■■■■■■■ ■■■■■■■■■■ ■■■■■■■ ■■■ ■■■■■■■■■■■■■ ■■■■■■■■■■■■ ■■■■■ ■■■■■■■■■■ ■■■■ ■■■■■■■■■■ ■■ ■■■■■■■■ ■■■■■■■■■■■■ ■■ ■■■■■■■■■■■■■ ■■■■■■■■ ■■■■■ ■■■■■ ■■■■■■■■■■■■■ ■■■■■■ ■■■■■■■■■■■ ■■■■■■■■■ ■■■■■■■■■■ ■■ ■■■■■■■■■■ ■■ ■■■■■■■■ ■■■■■■■■■■ ■■■■■■■■■ ■■■ ■■ ■■■■ ■■■■■■■■■■■ ■■■■■

RESEARCH SAMPLE REPORT

■■■■■■■■■ ■■ ■■■■■■■■■ ■■■■■■■■■ ■■■■■■■■■■■ Neither outsourcing nor professional access independently establishes attractive returns.

Sources & Evidence

1. Small Entity Compliance Guide: Current Good Manufacturing Practice in Manufacturing, Packaging, Labeling, or Holding Operations for Dietary Supplements
   · FDA guidance retains finished-supplement conformity and distribution responsibilities for the described own-label distributor contracting for manufacture. Outsourcing therefore does not transfer all accountability. ([fda.gov](https://www.fda.gov/regulatory-information/search-fda-guidance-documents/small-entity-compliance-guide-current-good-manufacturing-practice-manufacturing-packaging-labeling))
2. Understanding the legislative framework for listed medicines
   · Australian listed-medicine sponsors provide required certifications and supporting evidence and retain continuing listing responsibilities. A sales distributor does not independently replace that sponsor role. ([tga.gov.au](https://www.tga.gov.au/resources/guidance/understanding-legislative-framework-listed-medicines))
3. Purchase Terms and Conditions
   · The professional reseller framework imposes purchasing and customer-service responsibilities. Its return exclusion is not sufficient to establish uniform nonreturnability when other supplier publications permit conditional returns. ([pureencapsulationspro.com](https://www.pureencapsulationspro.com/terms-and-conditions))
4. Importing and Exporting Health Products for Commercial Use (GUI-0117)
   · Canadian Natural Health Products require licensing before marketing. Commercial importers require a site licence for importing, with the foreign manufacturing site listed on that licence. Using an importer does not eliminate product qualification. ([canada.ca](https://www.canada.ca/en/health-canada/services/drugs-health-products/compliance-enforcement/importation-exportation/commercial-use-health-products-guidance/document.html))
5. Account Application
   · Enzyme Science offers professional purchasing and affiliate-linked patient-direct ordering. These establish alternative commercial roles, not an individual clinic's rights, referral conditions or fulfillment agreement. ([enzymescience.com](https://enzymescience.com/pages/account-application))
6. General Sales Conditions Disolut B.V. - September 2024
   · Disolut's September 2024 professional conditions specify EXW Nieuwegein delivery and estimated delivery timing unless expressly agreed otherwise. Direct EU consumer sales use separate conditions. These provisions support explicit logistics allocation before a distributor commitment. ([intoleran.com](https://www.intoleran.com/en/wp-content/uploads/2025/xx.xx/xx.xx-Alg-Lev-vwd-Disolut-BV-B2B-EN.pdf))
7. Pure Encapsulations, LLC Conditions & Terms of Sale
   · Invoice-specific payment provisions and incorporation of the current return policy support account-specific purchasing qualification rather than assuming identical cash commitments and inventory remedies across professional accounts. The investment implication is an analytical inference. ([pureencapsulationspro.com](https://www.pureencapsulationspro.com/all-terms/))
8. Customer Service
   · Conditional return eligibility provides potential inventory remedies that must be qualified before comparing clinic-held resale with patient-direct ordering. The policy does not establish the controlling entitlement for every account. ([pureencapsulationspro.com](https://www.pureencapsulationspro.com/customer-service))

6. Cumulative Impact of Artificial Intelligence 2026

AI adoption is documented at both the brand-service and professional-discovery interfaces. ■■■■■■■■■■ ■■■■■■■■■ ■ ■■■■■■■■■■■ ■■■■■■■ ■■■ ■■■■■■■■ ■■■■■■■■■■■ ■■■■■■■■■ ■■■■■■■■ ■■■■■■■ ■■■■■ ■■■■■■■■■ ■■■■■■■ ■■■ ■■■■■■■■■■■ ■■■■■■■■ ■■■■■■■■■ ■■ ■■■■■■■■ ■■■ ■■■■■■■■■■■■■■■■ ■■ ■■■■■ ■■■■■■■■■■ ■■■■■■■■■■ ■■■■■■■■■ ■■ ■■■■■■■■■ ■■ ■■■■ ■■■ ■■■■■■■ ■■■■■■ ■■■ ■■■■■■■■■■■ ■■■ ■■■ ■■■■■■■ ■■■■■■■■ ■■■■■■■■■ ■■■■■■■■ ■■■■■ ■■ ■■■■■■■■■ These are observed commercial offerings; they do not establish how frequently digestive-enzyme buyers use AI or whether AI changes purchasing outcomes.

The immediate commercial role is assistance with discovery and service rather than autonomous purchasing. ■■■■■■■■■■ ■■■■■■ ■■■■ ■■■■■■■■■ ■■■■ ■■■■■■ ■■■■■■■■■■■■■■■■ ■■■ ■■■■ ■■■ ■■■■ ■■■■ ■■■ ■■■■■ ■■■■■■ ■■ ■■■■■■■■■■■ ■■■■■■■■ ■■■■ ■■■■■■■■■ ■■■ ■■■■■■■■■■■■■■■■ ■■■■■■■■■■ ■■■■■■■■ ■■■■■■■ ■■■■■■■■■■ ■■■■■■■■■■ ■■■■■■■■ ■■■■■ ■■■■■■■ ■■■■■■■■■■■■■ ■■■■■■■■■■■ ■■■ ■■■■■■■■■■■■■ ■■■ ■■■■■■■ ■■■■■■■■■■ ■■■■■■■■■■ ■■■■■ ■■■■■■■ ■■■■■■ ■■■■■■■■■■■ ■■ ■■■■■■■■ ■■■■■■■■■■■ ■■■ ■■■■■■■■■■ ■■■■■■ ■■■■■ ■■■ ■■■ ■■■ ■■■■■ ■■■■■■■■■■■■ ■■■■■■■■ ■■ ■■■■■ ■■ ■■■■■■■■■■ ■■■■■■■■■■■ ■■■■■■ ■■■■■■ ■■■■ ■■■■■■■■■■ ■■■■■■■ ■■■■■■■ ■■■■ ■■■■■■■■■■ ■■■■■■■ ■■■■■■■■■■■■ ■■■■■■ ■■■■■■■■■■ ■■■■■■ ■■■ ■■■■■■■ ■■■■■■■■■■■■■■ ■■■ ■■■■■■■■■■ ■■■■■■■■■■ ■■■■■■■■■■■■ ■■■ ■■■■■■■■■■■■■■ ■■■■■■■■■■■■ ■■■■■ ■■■■■ ■■■■■■■■ ■■ ■■■■■■■ ■■■■■■■■■■ ■■■■■■■ ■■■■■■■■■■■■ ■■■ ■■■■■■■■ ■■■■■■■■■■ ■■■■■■■■■ ■■■■■■■■■ ■■■■■■■■■■ ■■■ ■■■■ ■■■■■■■■■■ ■ ■■■■■■■■■ ■■■■■■■■■■ ■■■■■■■■■■■■ ■■■■ ■■■ ■■■■■■■■ ■■■■■ ■■■■■■■■■■■■■ ■■■■■■■■■ ■■ ■■■■■■■■■■■■■ ■■■■■■■■■■ ■■■■ ■■■■■ ■■■■■■■■ ■■■■■■■■■■■■■ ■■■■■ ■■■■■■■■ ■■■■ ■■■■■■■■■■■■ ■■■ ■■■■■■■■■■ ■■■■■■■■■■ ■■■ ■■■■■■■■■■■■■ A narrower service role may offer less personalization but reduce exposure to unsupported health claims and unnecessary patient-data handling.

Sources & Evidence

1. Structure/Function Claims
   - The structure/function and disease-claim boundary remains relevant when supplement sellers use AI-generated promotional language; AI generation does not establish claim authorization. ([fda.gov](https://www.fda.gov/food/nutrition-food-labeling-and-critical-foods/structurefunction-claims))
2. Health Products Compliance Guidance
   - The requirement to substantiate health-product advertising supports reviewing AI-generated customer-facing claims rather than treating generated language as evidence. This is an application of the guidance, not an AI-specific approval. ([ftc.gov](https://www.ftc.gov/business-guidance/resources/health-products-compliance-guidance))

3. Help

   · Enzymedica documents a multilingual AI chatbot for customer assistance, including retailer lookup, order tracking, returns and subscription support, and an AI phone assistant supporting English and Spanish. ([enzymedica.com](https://enzymedica.com/pages/help))

4. Fullscript Assist

   · Fullscript documents an embedded AI tool that searches and compares catalog products while requiring provider review; it does not place orders or communicate directly with patients. ([support.fullscript.com](https://support.fullscript.com/articles/fullscript-assist))

5. Digestive Enzymes Ultra w/ Betaine

   · Fullscript lists Pure Encapsulations Digestive Enzymes Ultra w/ Betaine in its commercial catalog, establishing category participation in the platform without establishing enzyme-specific AI utilization. ([fullscript.com](https://fullscript.com/catalog/products/digestive-enzymes-ultra-w-hcl))

6. Artificial Intelligence Risk Management Framework: Generative Artificial Intelligence Profile

   · NIST's voluntary generative AI profile identifies confidently false outputs, privacy and human-oversight risks, and recommends defined responsibilities and source verification. Applying these controls to supplement discovery and service is a commercial governance inference. ([nvlpubs.nist.gov](https://nvlpubs.nist.gov/nistpubs/ai/NIST.AI.xx.xx-xx.xx.pdf))

7. Guidance on HIPAA & Cloud Computing

   · HHS requires applicable business associate agreements and risk analysis when HIPAA-covered entities use cloud providers to process protected health information. HHS does not certify or endorse particular technology products. ([hhs.gov](https://www.hhs.gov/hipaa/for-professionals/special-topics/health-information-technology/cloud-computing/index.html))

7. Digestive Enzyme Supplements Market, by Enzyme Composition

Single-Enzyme Supplements and Multi-Enzyme Blends offer different assortment propositions rather than a hierarchy of benefits. LACTAID Fast Act Chewables identifies lactase as its enzyme ingredient, while Life Extension's Enhanced Super Digestive Enzymes declares multiple enzyme identities in a vegetarian blend. ■ ■■■■■■■■ ■■■■■■■ ■■ ■■■■■■■■■■ ■■■■■■■■■■■■ ■■■■■■■■■■ ■■■■■■■■■ ■■■ ■■■■■■ ■ ■■■■■■■■ ■■■■■■ ■■■■■■■ ■■■■■■■■ ■ ■■■■■■■ ■■■■■ ■■ ■■■ ■■■■■■■■■ ■■■■■■■■■■■■ ■■■■■■■■■■■■ ■ ■■■■■ ■■■■■■ ■ ■■■■■■■■ ■■■■■■■■ ■■■■■■ ■■■■■■■■■ ■■■ ■■■■■■ ■■■■■■■ ■■■■ ■■■■■■■■■■■■ ■■■■■■■■■■ ■■■■■■■■ ■■■■■ ■■■■ ■■■ ■■■■■■■■■ ■■■■■■ ■■■■■■■■■

Procurement classification should follow the finished product's declared enzyme constituents, not the number of ingredient headings or its digestive-wellness slogan. NOW's Super Enzymes declaration identifies several enzyme components within pancreatin, illustrating why one complex ingredient name need not represent a Single-Enzyme Supplement. ■■■■■ ■■■■ ■■■■■■■■ ■■■■■ ■■■■ ■■■■■■■■ ■■■■■■■ ■■■■■■■■■■ ■■■■■■ ■■■■■■■■■■■ ■■■■■■ ■■ ■■ ■■■■■■ ■■■■■ ■■■ ■■■■■■■■■■■ ■■■■ ■■■ ■■■■■■■ ■■■ ■■■■■■ ■■■■■■■■■■■ ■■ ■■■■■■■■■■ ■■■■■ ■■■■■■ ■■■■■■ ■■■■■■■■ ■■■■■■■■■■■■■ ■■■■■■ ■■■■■■■■■ ■■■ ■■■■■■■ ■■ ■■■■■■ ■■■■■■■■■

The commercial trade-off is specificity versus breadth of positioning. A single-enzyme proposition makes the enzyme-specific comparison clearer but addresses a narrower assortment objective; a blend creates more attributes that buyers must reconcile. ■■■■■■■ ■■■■■■■■■■■ ■■■■■■■■ ■■■■■■■■■■ ■■■■■■■■■■■■■ ■■■■■■■■■■■■ ■■■■■■■ ■■■■■■ ■■ ■■■ ■■■■■■■■■■■■ ■■■■■■■ ■■ ■■■ ■■■■■■■■ ■■■■■■ ■■■■■■■■■■■■ ■■■■■■ ■■■■■■■ ■■■■■■■■■■■■■■ ■■■■■■■ ■■■■■ ■ ■■■■■■■■■■ ■■■■■■ ■■■■■ ■■■■■■ ■■■ ■■■■■ ■ ■■■■■■■■■■ ■■■■■■ ■■■■■■■■■■■■

Figure 7. Global Digestive Enzyme Supplements Market, by Enzyme Composition: Market share evolution, 2025-2032

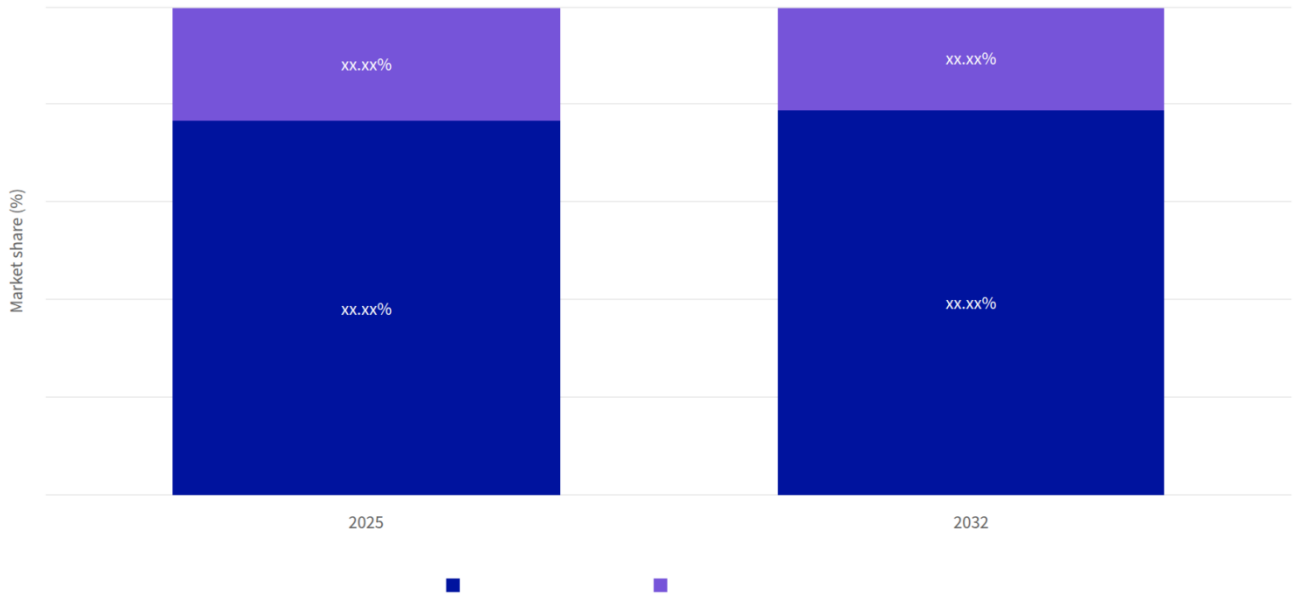

Figure 8. Global Digestive Enzyme Supplements Market, by Enzyme Composition: Market size by category, 2025

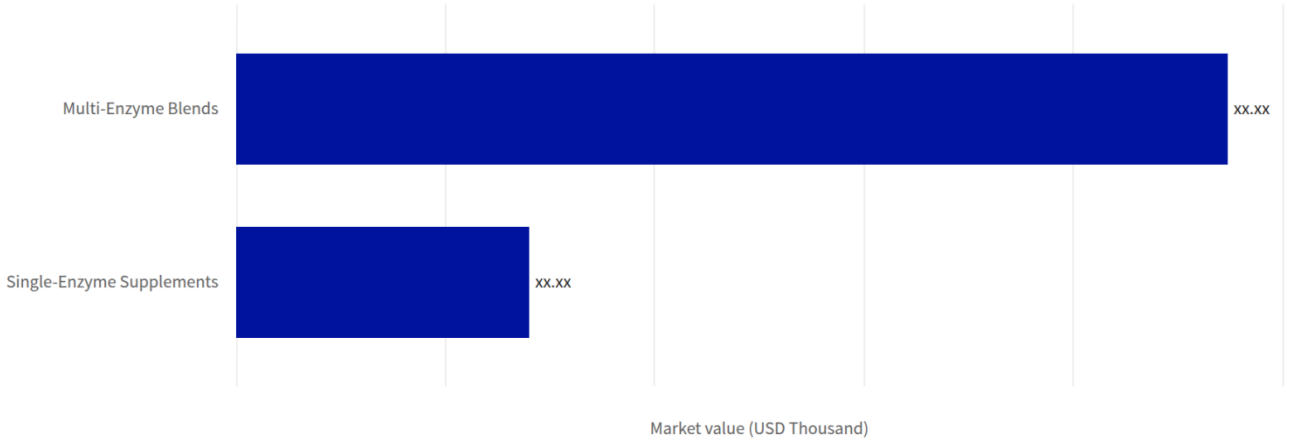

Table 4. Global Digestive Enzyme Supplements Market, by Enzyme Composition growth contribution, 2025-2032

Category	2025 value (USD Thousand)	2032 value (USD Thousand)	Added value (USD Thousand)	2025 share (%)	2032 share (%)	Change (pp)	Growth share (%)	CAGR (%)
Multi-Enzyme Blends	xx.xx	xx.xx	xx.xx	xx.xx	xx.xx	xx.xx	xx.xx	xx.xx
Single-Enzyme Supplements	xx.xx	xx.xx	xx.xx	xx.xx	xx.xx	xx.xx	xx.xx	xx.xx
Scope total	**xx.xx**	**xx.xx**	**xx.xx**	**xx.xx**	**xx.xx**	**xx.xx**	**xx.xx**	**xx.xx**

Table 5. Global Digestive Enzyme Supplements Market Size, by Enzyme Composition, 2017-2032 (USD Thousand)

Enzyme Composition	2023	2024	2025	2026	2027	2032	CAGR (%)
Multi-Enzyme Blends	xx.xx	xx.xx	xx.xx	xx.xx	xx.xx	xx.xx	xx.xx
Single-Enzyme Supplements	xx.xx	xx.xx	xx.xx	xx.xx	xx.xx	xx.xx	xx.xx
Total	**xx.xx**	**xx.xx**	**xx.xx**	**xx.xx**	**xx.xx**	**xx.xx**	**xx.xx**

Sources & Evidence

1. Health Products Compliance Guidance
   - FTC requires evidence relevant to the specific advertised product and benefit, limiting comparisons based solely on ingredient breadth. ([ftc.gov](https://www.ftc.gov/business-guidance/resources/health-products-compliance-guidance))
2. Super Enzymes | Comprehensive Digestive Support
   - The label identifies multiple enzyme components within pancreatin, supporting constituent-based classification rather than counting ingredient headings. ([nowfoods.com](https://www.nowfoods.com/products/supplements/super-enzymes-tablets))
3. LACTAID Fast Act Chewable Lactase Enzyme Supplements
   - The published declaration identifies lactase as the enzyme ingredient, supporting a single-enzyme commercial example. ([lactaid.com](https://www.lactaid.com/products/fast-act-chewables))
4. Enhanced Super Digestive Enzymes
   - The product declaration names multiple enzyme identities in a vegetarian digestive-enzyme blend. ([lifeextension.com](https://www.lifeextension.com/vitamins-supplements/item02021/enhanced-super-digestive-enzymes))
5. Dietary Supplement Labeling Guide: Chapter IV. Nutrition Labeling
   - FDA's labeling guide requires dietary ingredients within proprietary blends to be identified by name. ([fda.gov](https://www.fda.gov/food/dietary-supplements-guidance-documents-regulatory-information/dietary-supplement-labeling-guide-chapter-iv-nutrition-labeling))
   - Taxonomy evidence: The labeling guide distinguishes declared dietary ingredients and proprietary blends, providing public identity inputs for the composition axis. ([fda.gov](https://www.fda.gov/food/dietary-supplements-guidance-documents-regulatory-information/dietary-supplement-labeling-guide-chapter-iv-nutrition-labeling))
   - Taxonomy evidence: Requires common-name dietary ingredient declarations and separately identified proprietary blends; public ingredient declarations provide the input for composition classification.
6. Digestive Enzymes
   - Taxonomy evidence: The June xx.xx 2026 monograph recognizes single-ingredient and multi-ingredient enzyme presentations. ([webprod.hc-sc.gc.ca](https://webprod.hc-sc.gc.ca/nhpid-bdipsn/atReq?atid=enzyme.multi&lang=eng))
7. Digestive Enzymes - Natural Health Product Monograph, June 26, 2026
   - Taxonomy evidence: The June xx.xx 2026 natural health product monograph recognizes named enzyme actives and explicitly discusses products containing multiple digestive enzymes, supporting composition distinctions independently of marketed use.
8. Digestive Enzymes and Digestive Enzyme Supplements
   - Taxonomy evidence: Distinguishes over-the-counter digestive enzyme supplements from prescription pancreatic enzyme replacement and identifies amylase, lipase, protease, lactase and alpha-galactosidase in the supplement discussion.
   - Taxonomy evidence: This distinction supports retaining nonprescription supplement composition categories without including prescription replacement therapy.

7.1. Multi-Enzyme Blends

Table 6. Global Digestive Enzyme Supplements Market Size, by Multi-Enzyme Blends, by Region, 2017-2032 (USD Thousand)

Region	2023	2024	2025	2026	2027	2032	CAGR (%)
Africa	xx.xx	xx.xx	xx.xx	xx.xx	xx.xx	xx.xx	xx.xx
Asia-Pacific	xx.xx	xx.xx	xx.xx	xx.xx	xx.xx	xx.xx	xx.xx
Europe	xx.xx	xx.xx	xx.xx	xx.xx	xx.xx	xx.xx	xx.xx
Latin America	xx.xx	xx.xx	xx.xx	xx.xx	xx.xx	xx.xx	xx.xx
Middle East	xx.xx	xx.xx	xx.xx	xx.xx	xx.xx	xx.xx	xx.xx
North America	xx.xx	xx.xx	xx.xx	xx.xx	xx.xx	xx.xx	xx.xx
Total	**xx.xx**	**xx.xx**	**xx.xx**	**xx.xx**	**xx.xx**	**xx.xx**	**xx.xx**

Table 7. Global Digestive Enzyme Supplements Market Size, by Multi-Enzyme Blends, by Group, 2017-2032 (USD Thousand)

Group	2023	2024	2025	2026	2027	2032	CAGR (%)
ASEAN	xx.xx	xx.xx	xx.xx	xx.xx	xx.xx	xx.xx	xx.xx
BRICS	xx.xx	xx.xx	xx.xx	xx.xx	xx.xx	xx.xx	xx.xx
European Union	xx.xx	xx.xx	xx.xx	xx.xx	xx.xx	xx.xx	xx.xx
G7	xx.xx	xx.xx	xx.xx	xx.xx	xx.xx	xx.xx	xx.xx
GCC	xx.xx	xx.xx	xx.xx	xx.xx	xx.xx	xx.xx	xx.xx
NATO	xx.xx	xx.xx	xx.xx	xx.xx	xx.xx	xx.xx	xx.xx

Table 8. Global Digestive Enzyme Supplements Market Size, by Multi-Enzyme Blends, by Country, 2017-2032 (USD Thousand)

Country	2023	2024	2025	2026	2027	2032	CAGR (%)
Australia	xx.xx	xx.xx	xx.xx	xx.xx	xx.xx	xx.xx	xx.xx
Brazil	xx.xx	xx.xx	xx.xx	xx.xx	xx.xx	xx.xx	xx.xx
Canada	xx.xx	xx.xx	xx.xx	xx.xx	xx.xx	xx.xx	xx.xx
China	xx.xx	xx.xx	xx.xx	xx.xx	xx.xx	xx.xx	xx.xx
France	xx.xx	xx.xx	xx.xx	xx.xx	xx.xx	xx.xx	xx.xx
Germany	xx.xx	xx.xx	xx.xx	xx.xx	xx.xx	xx.xx	xx.xx
India	xx.xx	xx.xx	xx.xx	xx.xx	xx.xx	xx.xx	xx.xx
Italy	xx.xx	xx.xx	xx.xx	xx.xx	xx.xx	xx.xx	xx.xx
Japan	xx.xx	xx.xx	xx.xx	xx.xx	xx.xx	xx.xx	xx.xx
Mexico	xx.xx	xx.xx	xx.xx	xx.xx	xx.xx	xx.xx	xx.xx
Russia	xx.xx	xx.xx	xx.xx	xx.xx	xx.xx	xx.xx	xx.xx
South Korea	xx.xx	xx.xx	xx.xx	xx.xx	xx.xx	xx.xx	xx.xx
Spain	xx.xx	xx.xx	xx.xx	xx.xx	xx.xx	xx.xx	xx.xx
United Kingdom	xx.xx	xx.xx	xx.xx	xx.xx	xx.xx	xx.xx	xx.xx
United States	xx.xx	xx.xx	xx.xx	xx.xx	xx.xx	xx.xx	xx.xx
Others	xx.xx	xx.xx	xx.xx	xx.xx	xx.xx	xx.xx	xx.xx
Total	**xx.xx**	**xx.xx**	**xx.xx**	**xx.xx**	**xx.xx**	**xx.xx**	**xx.xx**

Sources & Evidence

1. Digestive Enzymes
   - Taxonomy evidence: Pancreatic complexes are associated with multiple enzyme activities, supporting analytical blend allocation. ([webprod.hc-sc.gc.ca](https://webprod.hc-sc.gc.ca/nhpid-bdipsn/atReq?atid=enzyme.multi&lang=eng))
2. Enhanced Super Digestive Enzymes
   - Taxonomy evidence: The inspected finished-supplement label declares multiple enzyme identities, corroborating a current commercial blend example rather than an efficacy finding. ([lifeextension.com](https://www.lifeextension.com/vitamins-supplements/item02021/enhanced-super-digestive-enzymes))
3. Digestive Enzymes - Natural Health Product Monograph, June 26, 2026
   - Taxonomy evidence: Recognizes pancreatic enzymes, pancreatic extract, pancreatin and pancrelipase and identifies pancreatic preparations with amylase, lipase and protease activities; these complexes support blend allocation despite a single ingredient name.
4. Digestive Enzymes - Manufacturer Label in NIH Dietary Supplement Label Database, Record 242744
   - Taxonomy evidence: The recorded manufacturer label identifies a digestive enzyme blend containing several enzyme identities and separately declares bromelain and papain, establishing a labeled multi-enzyme supplement example.
5. Advanced Digestive Enzymes
   - Taxonomy evidence: The specific Advanced Digestive Enzymes offering declares pancreatin and pepsin and describes itself as a digestive enzyme blend, corroborating commercial blend classification.

6. GI-One (180 Capsules)
   - Taxonomy evidence: Publicly markets GI-One as a broad-spectrum digestive enzyme supplement and declares multiple enzyme actives, including pancreatin, supporting blend classification.
7. Digestive Enzymes
   - Taxonomy evidence: The official Digestive Enzymes page explicitly markets an enzyme blend in a finished oral supplement.

7.2. Single-Enzyme Supplements

Table 9. Global Digestive Enzyme Supplements Market Size, by Single-Enzyme Supplements, by Region, 2017-2032 (USD Thousand)

Region	2023	2024	2025	2026	2027	2032	CAGR (%)
Africa	xx.xx	xx.xx	xx.xx	xx.xx	xx.xx	xx.xx	xx.xx
Asia-Pacific	xx.xx	xx.xx	xx.xx	xx.xx	xx.xx	xx.xx	xx.xx
Europe	xx.xx	xx.xx	xx.xx	xx.xx	xx.xx	xx.xx	xx.xx
Latin America	xx.xx	xx.xx	xx.xx	xx.xx	xx.xx	xx.xx	xx.xx
Middle East	xx.xx	xx.xx	xx.xx	xx.xx	xx.xx	xx.xx	xx.xx
North America	xx.xx	xx.xx	xx.xx	xx.xx	xx.xx	xx.xx	xx.xx
Total	**xx.xx**	**xx.xx**	**xx.xx**	**xx.xx**	**xx.xx**	**xx.xx**	**xx.xx**

Table 10. Global Digestive Enzyme Supplements Market Size, by Single-Enzyme Supplements, by Group, 2017-2032 (USD Thousand)

Group	2023	2024	2025	2026	2027	2032	CAGR (%)
ASEAN	xx.xx	xx.xx	xx.xx	xx.xx	xx.xx	xx.xx	xx.xx
BRICS	xx.xx	xx.xx	xx.xx	xx.xx	xx.xx	xx.xx	xx.xx
European Union	xx.xx	xx.xx	xx.xx	xx.xx	xx.xx	xx.xx	xx.xx
G7	xx.xx	xx.xx	xx.xx	xx.xx	xx.xx	xx.xx	xx.xx
GCC	xx.xx	xx.xx	xx.xx	xx.xx	xx.xx	xx.xx	xx.xx
NATO	xx.xx	xx.xx	xx.xx	xx.xx	xx.xx	xx.xx	xx.xx

Table 11. Global Digestive Enzyme Supplements Market Size, by Single-Enzyme Supplements, by Country, 2017-2032 (USD Thousand)

Country	2023	2024	2025	2026	2027	2032	CAGR (%)
Australia	xx.xx	xx.xx	xx.xx	xx.xx	xx.xx	xx.xx	xx.xx
Brazil	xx.xx	xx.xx	xx.xx	xx.xx	xx.xx	xx.xx	xx.xx
Canada	xx.xx	xx.xx	xx.xx	xx.xx	xx.xx	xx.xx	xx.xx
China	xx.xx	xx.xx	xx.xx	xx.xx	xx.xx	xx.xx	xx.xx
France	xx.xx	xx.xx	xx.xx	xx.xx	xx.xx	xx.xx	xx.xx
Germany	xx.xx	xx.xx	xx.xx	xx.xx	xx.xx	xx.xx	xx.xx
India	xx.xx	xx.xx	xx.xx	xx.xx	xx.xx	xx.xx	xx.xx
Italy	xx.xx	xx.xx	xx.xx	xx.xx	xx.xx	xx.xx	xx.xx
Japan	xx.xx	xx.xx	xx.xx	xx.xx	xx.xx	xx.xx	xx.xx
Mexico	xx.xx	xx.xx	xx.xx	xx.xx	xx.xx	xx.xx	xx.xx
Russia	xx.xx	xx.xx	xx.xx	xx.xx	xx.xx	xx.xx	xx.xx
South Korea	xx.xx	xx.xx	xx.xx	xx.xx	xx.xx	xx.xx	xx.xx
Spain	xx.xx	xx.xx	xx.xx	xx.xx	xx.xx	xx.xx	xx.xx
United Kingdom	xx.xx	xx.xx	xx.xx	xx.xx	xx.xx	xx.xx	xx.xx
United States	xx.xx	xx.xx	xx.xx	xx.xx	xx.xx	xx.xx	xx.xx
Others	xx.xx	xx.xx	xx.xx	xx.xx	xx.xx	xx.xx	xx.xx
Total	**xx.xx**	**xx.xx**	**xx.xx**	**xx.xx**	**xx.xx**	**xx.xx**	**xx.xx**

Sources & Evidence

1. Digestive Enzymes
   - Taxonomy evidence: Lactase and alpha-galactosidase are separately named enzyme actives. ([webprod.hc-sc.gc.ca](https://webprod.hc-sc.gc.ca/nhpid-bdipsn/atReq?atid=enzyme.multi&lang=eng))
2. Lactase: 3 hours protection from lactose
   - Taxonomy evidence: The inspected product identifies lactase as its enzyme active, corroborating a single-named-enzyme commercial example. ([erbavita.com](https://www.erbavita.com/en/product/lactase/))
   - Taxonomy evidence: The specific Lactase offering is explicitly described as a dietary supplement with lactase as its enzyme, corroborating a single-named-enzyme commercial category.
3. Digestive Enzymes - Natural Health Product Monograph, June 26, 2026
   - Taxonomy evidence: Identifies lactase and alpha-galactosidase as individually named actives, supporting the commercial enzyme-identity convention rather than a global sales allocation.
4. Qué es Nutira
   - Taxonomy evidence: The official page identifies Nutira as a range of lactase food supplements; lactase is the only enzyme active described in the inspected range presentation.
5. Nutira - Salvat
   - Taxonomy evidence: Salvat's specific Nutira presentation identifies lactase in its Ingredient section, independently corroborating the single commercial enzyme identity described by the supplement-facing page.

8. Digestive Enzyme Supplements Market, by Complementary Ingredients

Complementary Ingredients changes what the purchaser is acquiring beyond the enzyme proposition. ■■■■ ■■■■■■■■■■■ ■■■■■■■■ ■■■■■ ■■■■■■■■■ ■■■■■■■ ■■■■■■■■■■■ ■■■■■■■■■■■ ■■■■■■■■■■■ ■■■■■■■ ■■ ■■■■■■ ■■■■■■■■■■■ ■■■■■■■■■■ ■■ ■■■■■■ ■■■■■■■ ■■■■ ■■■■■ ■■■■■■■■■■■ ■■■■■■■■■■ ■■■■■■■■■■■ ■■■■■■■■■■■ ■■■■■■■■■■■ ■■■■ ■■■ ■■■■ ■■■■ ■■■ ■■■■■■■■ ■■■■■■■ ■■■■■ ■■■■■■■ ■■■■■■■■■ ■■ ■■■■■ ■■■■■■■■■ ■■■■■■■■■■■■ FDA's labeling guide distinguishes dietary ingredients from binders, fillers and excipients, making the active declaration-not an ingredient-purity claim-the appropriate comparison boundary.

■■■■■■■■■■■■■■■■■■ ■■■■■■■■■■■■ ■■■■■■■■■ ■■ ■■■■■■■■■■ ■■■■■■■■■■ ■■■■■■■■■■ ■■■■■■■■■■■■ ■■■■■■■ ■■■■ ■ ■■■■■■■■■■ ■■■■■■■■■■ ■■■■■■■■ ■■■■■■■ ■■■ ■■■■■■■■■■ ■■■■■■ ■ ■■■■■■■■■■■ ■■■■■■■■ ■■■■■■■■■■■ ■■■■■■■■ ■■■■■■■■■ ■■■■■■■ ■■■■■■■■ ■■■■■■■ ■■■■ ■■■■■■■■■■ ■■■■■■■■■ ■■■ ■■■■■■■■■ ■■■■■■■■■■■■ ■■■■■■■ ■■■■ ■■■■■■■■■■ ■■■ ■■■■■ ■■■■■■■■■■ ■■■ ■■■■■■■ ■■ ■■■ ■■■■■■■■■ Non-Microbiome Co-Active Combinations provide a different proposition: Thorne's Advanced Digestive Enzymes declares betaine hydrochloride and ox bile alongside enzyme ingredients. These examples distinguish commercial active profiles without establishing that the combinations produce additional benefits.

A brand should choose a combined proposition when the intended buyer wants the complementary category, rather than assume that more actives improve every enzyme purchase. Enzyme-Only Supplements preserve an option for buyers who do not want those additions. ■■■■■■■■ ■■■■■■■■■ ■■■ ■■■■■■■■ ■■■■■■■ ■■■■■■■■■■ ■■■ ■■■■■ ■■■■■■■ ■■■■■■■■ ■■■■■■■ ■■■■■■■ ■■■■■■■■ ■■ ■■■ ■■■■■■ ■■■■■■■■ ■■■■■■■ ■■■ ■■■■■■■■■■ ■■■■■■■■ ■■■■■■■■■ ■■■■■■ ■■■■■■■■■ ■■■■■■■■ ■■■■■■■■■■■■■■■ ■■■■■■■■■■ ■■■■ ■■■■■■■ ■■■■■■ ■■■ ■■■■■■ ■■■■■■■■■■ ■■■■■■ ■■■■ ■■■ ■■■■■■■■■■■■■■■■■■■■ ■■■■■■■■■■■ ■■ ■■■■■■■■■■ ■■■■■■ ■■■■■■■ ■■■■■■■■■■ ■■■■■■ ■■■■■ ■■ ■■■ ■■■■ ■■■ ■■■■■■■■ ■■■■■■■■ ■■■■ ■■■■■■■■ ■■■■■■■■■■■ ■■■■■■■■■■■■■■

Figure 9. Global Digestive Enzyme Supplements Market, by Complementary Ingredients: Market share evolution, 2025-2032

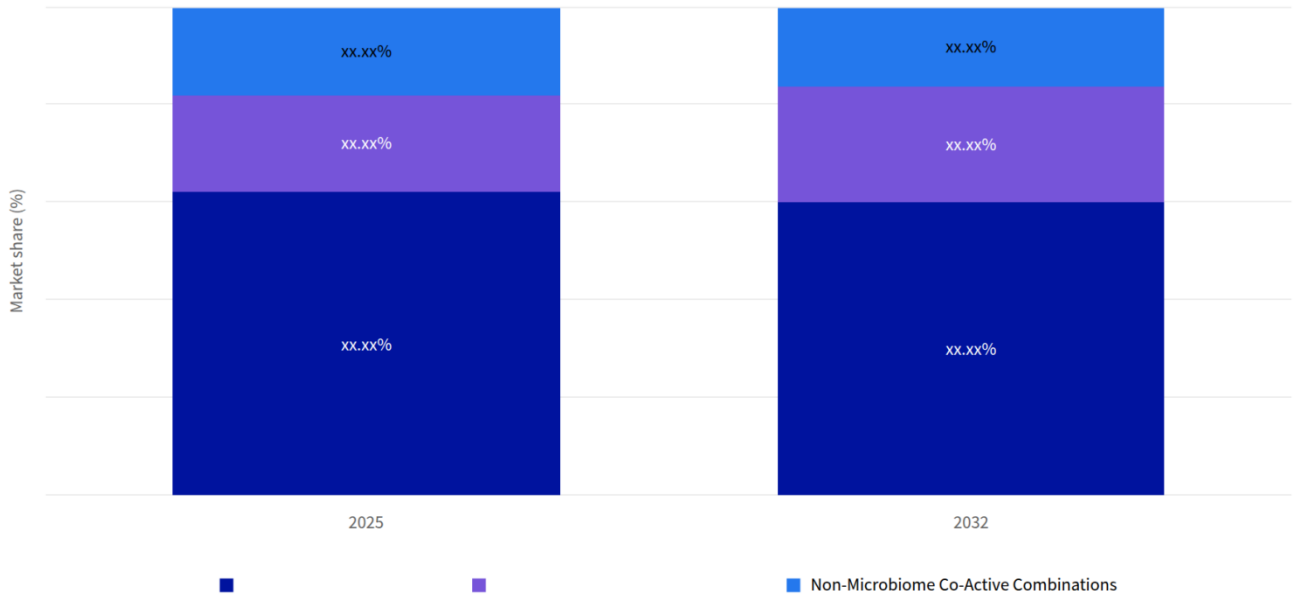

Figure 10. Global Digestive Enzyme Supplements Market, by Complementary Ingredients: Market size by category, 2025

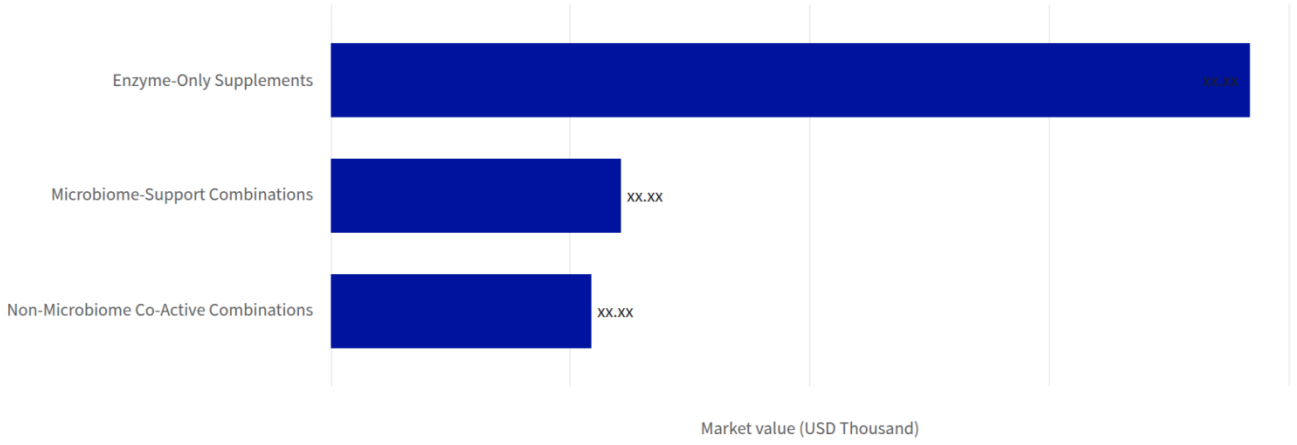

Figure 11. Global Digestive Enzyme Supplements Market, by Complementary Ingredients: Market size and growth, 2025-2032

Table 12. Global Digestive Enzyme Supplements Market, by Complementary Ingredients growth contribution, 2025-2032

Category	2025 value (USD Thousand)	2032 value (USD Thousand)	Added value (USD Thousand)	2025 share (%)	2032 share (%)	Change (pp)	Growth share (%)	CAGR (%)
Enzyme-Only Supplements	xx.xx	xx.xx	xx.xx	xx.xx	xx.xx	xx.xx	xx.xx	xx.xx
Microbiome-Support Combinations	xx.xx	xx.xx	xx.xx	xx.xx	xx.xx	xx.xx	xx.xx	xx.xx
Non-Microbiome Co-Active Combinations	xx.xx	xx.xx	xx.xx	xx.xx	xx.xx	xx.xx	xx.xx	xx.xx
Scope total	**xx.xx**	**xx.xx**	**xx.xx**	**xx.xx**	**xx.xx**	**xx.xx**	**xx.xx**	**xx.xx**

Table 13. Global Digestive Enzyme Supplements Market Size, by Complementary Ingredients, 2017-2032 (USD Thousand)

Complementary Ingredients	2023	2024	2025	2026	2027	2032	CAGR (%)
Enzyme-Only Supplements	xx.xx	xx.xx	xx.xx	xx.xx	xx.xx	xx.xx	xx.xx
Microbiome-Support Combinations	xx.xx	xx.xx	xx.xx	xx.xx	xx.xx	xx.xx	xx.xx
Non-Microbiome Co-Active Combinations	xx.xx	xx.xx	xx.xx	xx.xx	xx.xx	xx.xx	xx.xx
Total	**xx.xx**	**xx.xx**	**xx.xx**	**xx.xx**	**xx.xx**	**xx.xx**	**xx.xx**

RESEARCH SAMPLE REPORT

Sources & Evidence

1. Health Products Compliance Guidance

   · FTC requires product-relevant support; evidence for individual ingredients does not automatically substantiate claims for a combination. ([ftc.gov](https://www.ftc.gov/business-guidance/resources/health-products-compliance-guidance))

2. Digest Gold + Probiotics

   · Enzymedica markets an enzyme-plus-probiotic offering around a streamlined routine; this establishes commercial positioning, not additional benefit. ([enzymedica.com](https://enzymedica.com/products/digest-gold-probiotics-enzyme-digestion))

3. Enhanced Super Digestive Enzymes

   · The active declaration comprises an enzyme blend, with other ingredients separately identified, supporting an enzyme-only active-profile example. ([lifeextension.com](https://www.lifeextension.com/vitamins-supplements/item02021/enhanced-super-digestive-enzymes))

4. Dietary Supplement Labeling Guide: Chapter IV. Nutrition Labeling

   · FDA distinguishes dietary ingredients from binders, excipients and fillers, which belong in the separate ingredient statement. ([fda.gov](https://www.fda.gov/food/dietary-supplements-guidance-documents-regulatory-information/dietary-supplement-labeling-guide-chapter-iv-nutrition-labeling))

   · Taxonomy evidence: Binders, excipients and fillers are distinguished from dietary ingredients, supporting their exclusion from co-active classification. ([fda.gov](https://www.fda.gov/food/dietary-supplements-guidance-documents-regulatory-information/dietary-supplement-labeling-guide-chapter-iv-nutrition-labeling))

   · Taxonomy evidence: Distinguishes dietary ingredients from binders, fillers and excipients in labeling, supporting exclusion of nonactive formulation ingredients from the co-active partition.

5. Digestive Enzymes | Physician's Choice

   · The product combines enzyme, probiotic, prebiotic and botanical positioning, demonstrating coexisting complementary-active types in one offering. ([physicianschoice.com](https://physicianschoice.com/products/digestive-enzymes-prebiotic-probiotic))

6. Advanced Digestive Enzymes

   · Thorne declares betaine hydrochloride and ox bile alongside enzyme ingredients, supplying a non-microbiome co-active commercial example. ([thorne.com](https://www.thorne.com/products/dp/bio-gest-reg-xx.xx-s-xx.xx))

7. Digestive Enzymes - Natural Health Product Monograph, June 26, 2026

   · Taxonomy evidence: Explicitly addresses enzyme products combined with nonenzymatic ingredients, supporting a separate complementary-active profile.

8. A roundup of the ISAPP consensus definitions: probiotics, prebiotics, synbiotics, postbiotics and fermented foods

   · Taxonomy evidence: The scientific consensus vocabulary distinguishes probiotic, prebiotic, synbiotic and postbiotic concepts from generic fermented-food descriptions, informing the analytical microbiome co-active grouping.

8.1. Enzyme-Only Supplements

Table 14. Global Digestive Enzyme Supplements Market Size, by Enzyme-Only Supplements, by Region, 2017-2032 (USD Thousand)

Region	2023	2024	2025	2026	2027	2032	CAGR (%)
Africa	xx.xx	xx.xx	xx.xx	xx.xx	xx.xx	xx.xx	xx.xx
Asia-Pacific	xx.xx	xx.xx	xx.xx	xx.xx	xx.xx	xx.xx	xx.xx
Europe	xx.xx	xx.xx	xx.xx	xx.xx	xx.xx	xx.xx	xx.xx
Latin America	xx.xx	xx.xx	xx.xx	xx.xx	xx.xx	xx.xx	xx.xx
Middle East	xx.xx	xx.xx	xx.xx	xx.xx	xx.xx	xx.xx	xx.xx
North America	xx.xx	xx.xx	xx.xx	xx.xx	xx.xx	xx.xx	xx.xx
Total	**xx.xx**	**xx.xx**	**xx.xx**	**xx.xx**	**xx.xx**	**xx.xx**	**xx.xx**

Table 15. Global Digestive Enzyme Supplements Market Size, by Enzyme-Only Supplements, by Group, 2017-2032 (USD Thousand)

Group	2023	2024	2025	2026	2027	2032	CAGR (%)
ASEAN	xx.xx	xx.xx	xx.xx	xx.xx	xx.xx	xx.xx	xx.xx
BRICS	xx.xx	xx.xx	xx.xx	xx.xx	xx.xx	xx.xx	xx.xx
European Union	xx.xx	xx.xx	xx.xx	xx.xx	xx.xx	xx.xx	xx.xx
G7	xx.xx	xx.xx	xx.xx	xx.xx	xx.xx	xx.xx	xx.xx
GCC	xx.xx	xx.xx	xx.xx	xx.xx	xx.xx	xx.xx	xx.xx
NATO	xx.xx	xx.xx	xx.xx	xx.xx	xx.xx	xx.xx	xx.xx

Table 16. Global Digestive Enzyme Supplements Market Size, by Enzyme-Only Supplements, by Country, 2017-2032 (USD Thousand)

Country	2023	2024	2025	2026	2027	2032	CAGR (%)
Australia	xx.xx	xx.xx	xx.xx	xx.xx	xx.xx	xx.xx	xx.xx
Brazil	xx.xx	xx.xx	xx.xx	xx.xx	xx.xx	xx.xx	xx.xx
Canada	xx.xx	xx.xx	xx.xx	xx.xx	xx.xx	xx.xx	xx.xx
China	xx.xx	xx.xx	xx.xx	xx.xx	xx.xx	xx.xx	xx.xx
France	xx.xx	xx.xx	xx.xx	xx.xx	xx.xx	xx.xx	xx.xx
Germany	xx.xx	xx.xx	xx.xx	xx.xx	xx.xx	xx.xx	xx.xx
India	xx.xx	xx.xx	xx.xx	xx.xx	xx.xx	xx.xx	xx.xx
Italy	xx.xx	xx.xx	xx.xx	xx.xx	xx.xx	xx.xx	xx.xx
Japan	xx.xx	xx.xx	xx.xx	xx.xx	xx.xx	xx.xx	xx.xx
Mexico	xx.xx	xx.xx	xx.xx	xx.xx	xx.xx	xx.xx	xx.xx
Russia	xx.xx	xx.xx	xx.xx	xx.xx	xx.xx	xx.xx	xx.xx
South Korea	xx.xx	xx.xx	xx.xx	xx.xx	xx.xx	xx.xx	xx.xx
Spain	xx.xx	xx.xx	xx.xx	xx.xx	xx.xx	xx.xx	xx.xx
United Kingdom	xx.xx	xx.xx	xx.xx	xx.xx	xx.xx	xx.xx	xx.xx
United States	xx.xx	xx.xx	xx.xx	xx.xx	xx.xx	xx.xx	xx.xx
Others	xx.xx	xx.xx	xx.xx	xx.xx	xx.xx	xx.xx	xx.xx
Total	**xx.xx**	**xx.xx**	**xx.xx**	**xx.xx**	**xx.xx**	**xx.xx**	**xx.xx**

Sources & Evidence

1. Dietary Supplement Labeling Guide: Chapter IV. Nutrition Labeling

   · Taxonomy evidence: Non-dietary formulation ingredients belong in a separate ingredient statement; enzyme-only active classification need not imply ingredient purity. ([fda.gov](https://www.fda.gov/food/dietary-supplements-guidance-documents-regulatory-information/dietary-supplement-labeling-guide-chapter-iv-nutrition-labeling))

   · Taxonomy evidence: Places binders, excipients and fillers in the ingredient statement rather than the dietary ingredient panel, supporting an enzyme-only active profile even when a finished product contains nonactive ingredients.

2. Enhanced Super Digestive Enzymes

   · Taxonomy evidence: The Supplement Facts active declaration contains an enzyme blend, with formulation ingredients separately identified. This corroborates current enzyme-only active-profile availability. ([lifeextension.com](https://www.lifeextension.com/vitamins-supplements/item02021/enhanced-super-digestive-enzymes))

3. Digestive Enzymes - Manufacturer Label in NIH Dietary Supplement Label Database, Record 242744

   · Taxonomy evidence: The reproduced Supplement Facts panel lists enzyme actives only, with remaining formulation ingredients listed separately under Other Ingredients, demonstrating an enzyme-only active profile rather than ingredient purity.

   · Taxonomy evidence: Database inclusion does not establish regulatory approval or current availability of this label version.

8.2. Microbiome-Support Combinations

Table 17. Global Digestive Enzyme Supplements Market Size, by Microbiome-Support Combinations, by Region, 2017-2032 (USD Thousand)

Region	2023	2024	2025	2026	2027	2032	CAGR (%)
Africa	xx.xx	xx.xx	xx.xx	xx.xx	xx.xx	xx.xx	xx.xx
Asia-Pacific	xx.xx	xx.xx	xx.xx	xx.xx	xx.xx	xx.xx	xx.xx
Europe	xx.xx	xx.xx	xx.xx	xx.xx	xx.xx	xx.xx	xx.xx
Latin America	xx.xx	xx.xx	xx.xx	xx.xx	xx.xx	xx.xx	xx.xx
Middle East	xx.xx	xx.xx	xx.xx	xx.xx	xx.xx	xx.xx	xx.xx
North America	xx.xx	xx.xx	xx.xx	xx.xx	xx.xx	xx.xx	xx.xx
Total	**xx.xx**	**xx.xx**	**xx.xx**	**xx.xx**	**xx.xx**	**xx.xx**	**xx.xx**

Table 18. Global Digestive Enzyme Supplements Market Size, by Microbiome-Support Combinations, by Group, 2017-2032 (USD Thousand)

Group	2023	2024	2025	2026	2027	2032	CAGR (%)
ASEAN	xx.xx	xx.xx	xx.xx	xx.xx	xx.xx	xx.xx	xx.xx
BRICS	xx.xx	xx.xx	xx.xx	xx.xx	xx.xx	xx.xx	xx.xx
European Union	xx.xx	xx.xx	xx.xx	xx.xx	xx.xx	xx.xx	xx.xx
G7	xx.xx	xx.xx	xx.xx	xx.xx	xx.xx	xx.xx	xx.xx
GCC	xx.xx	xx.xx	xx.xx	xx.xx	xx.xx	xx.xx	xx.xx
NATO	xx.xx	xx.xx	xx.xx	xx.xx	xx.xx	xx.xx	xx.xx

Table 19. Global Digestive Enzyme Supplements Market Size, by Microbiome-Support Combinations, by Country, 2017-2032 (USD Thousand)

Country	2023	2024	2025	2026	2027	2032	CAGR (%)
Australia	xx.xx	xx.xx	xx.xx	xx.xx	xx.xx	xx.xx	xx.xx
Brazil	xx.xx	xx.xx	xx.xx	xx.xx	xx.xx	xx.xx	xx.xx
Canada	xx.xx	xx.xx	xx.xx	xx.xx	xx.xx	xx.xx	xx.xx
China	xx.xx	xx.xx	xx.xx	xx.xx	xx.xx	xx.xx	xx.xx
France	xx.xx	xx.xx	xx.xx	xx.xx	xx.xx	xx.xx	xx.xx
Germany	xx.xx	xx.xx	xx.xx	xx.xx	xx.xx	xx.xx	xx.xx
India	xx.xx	xx.xx	xx.xx	xx.xx	xx.xx	xx.xx	xx.xx
Italy	xx.xx	xx.xx	xx.xx	xx.xx	xx.xx	xx.xx	xx.xx
Japan	xx.xx	xx.xx	xx.xx	xx.xx	xx.xx	xx.xx	xx.xx
Mexico	xx.xx	xx.xx	xx.xx	xx.xx	xx.xx	xx.xx	xx.xx
Russia	xx.xx	xx.xx	xx.xx	xx.xx	xx.xx	xx.xx	xx.xx
South Korea	xx.xx	xx.xx	xx.xx	xx.xx	xx.xx	xx.xx	xx.xx
Spain	xx.xx	xx.xx	xx.xx	xx.xx	xx.xx	xx.xx	xx.xx
United Kingdom	xx.xx	xx.xx	xx.xx	xx.xx	xx.xx	xx.xx	xx.xx
United States	xx.xx	xx.xx	xx.xx	xx.xx	xx.xx	xx.xx	xx.xx
Others	xx.xx	xx.xx	xx.xx	xx.xx	xx.xx	xx.xx	xx.xx
Total	**xx.xx**	**xx.xx**	**xx.xx**	**xx.xx**	**xx.xx**	**xx.xx**	**xx.xx**

Sources & Evidence

1. A roundup of the ISAPP consensus definitions: probiotics, prebiotics, synbiotics, postbiotics and fermented foods

   · Taxonomy evidence: Prebiotics are distinguished from fiber generally; probiotics, postbiotics and synbiotics have distinct definitions. These distinctions support category terminology without verifying any digestive supplement's benefit claims.

   · Taxonomy evidence: Fermentation alone does not establish probiotic status, supporting the exclusion of unsupported fermented-ingredient inferences.

2. GI-One (180 Capsules)

   · Taxonomy evidence: Declares a probiotic ingredient alongside enzymes, betaine hydrochloride and quercetin, demonstrating a microbiome-support combination that also contains non-microbiome co-actives.

3. Digestive Enzymes

   · Taxonomy evidence: Markets enzyme, probiotic and prebiotic support and discloses botanical co-actives in the same product; the analytical priority rule allocates this combination once to microbiome support.

8.3. Non-Microbiome Co-Active Combinations

Table 20. Global Digestive Enzyme Supplements Market Size, by Non-Microbiome Co-Active Combinations, by Region, 2017-2032 (USD Thousand)

Region	2023	2024	2025	2026	2027	2032	CAGR (%)
Africa	xx.xx	xx.xx	xx.xx	xx.xx	xx.xx	xx.xx	xx.xx
Asia-Pacific	xx.xx	xx.xx	xx.xx	xx.xx	xx.xx	xx.xx	xx.xx
Europe	xx.xx	xx.xx	xx.xx	xx.xx	xx.xx	xx.xx	xx.xx
Latin America	xx.xx	xx.xx	xx.xx	xx.xx	xx.xx	xx.xx	xx.xx
Middle East	xx.xx	xx.xx	xx.xx	xx.xx	xx.xx	xx.xx	xx.xx
North America	xx.xx	xx.xx	xx.xx	xx.xx	xx.xx	xx.xx	xx.xx
Total	**xx.xx**	**xx.xx**	**xx.xx**	**xx.xx**	**xx.xx**	**xx.xx**	**xx.xx**

Table 21. Global Digestive Enzyme Supplements Market Size, by Non-Microbiome Co-Active Combinations, by Group, 2017-2032 (USD Thousand)

Group	2023	2024	2025	2026	2027	2032	CAGR (%)
ASEAN	xx.xx	xx.xx	xx.xx	xx.xx	xx.xx	xx.xx	xx.xx
BRICS	xx.xx	xx.xx	xx.xx	xx.xx	xx.xx	xx.xx	xx.xx
European Union	xx.xx	xx.xx	xx.xx	xx.xx	xx.xx	xx.xx	xx.xx
G7	xx.xx	xx.xx	xx.xx	xx.xx	xx.xx	xx.xx	xx.xx
GCC	xx.xx	xx.xx	xx.xx	xx.xx	xx.xx	xx.xx	xx.xx
NATO	xx.xx	xx.xx	xx.xx	xx.xx	xx.xx	xx.xx	xx.xx

Table 22. Global Digestive Enzyme Supplements Market Size, by Non-Microbiome Co-Active Combinations, by Country, 2017-2032 (USD Thousand)

Country	2023	2024	2025	2026	2027	2032	CAGR (%)
Australia	xx.xx	xx.xx	xx.xx	xx.xx	xx.xx	xx.xx	xx.xx
Brazil	xx.xx	xx.xx	xx.xx	xx.xx	xx.xx	xx.xx	xx.xx
Canada	xx.xx	xx.xx	xx.xx	xx.xx	xx.xx	xx.xx	xx.xx
China	xx.xx	xx.xx	xx.xx	xx.xx	xx.xx	xx.xx	xx.xx
France	xx.xx	xx.xx	xx.xx	xx.xx	xx.xx	xx.xx	xx.xx
Germany	xx.xx	xx.xx	xx.xx	xx.xx	xx.xx	xx.xx	xx.xx
India	xx.xx	xx.xx	xx.xx	xx.xx	xx.xx	xx.xx	xx.xx
Italy	xx.xx	xx.xx	xx.xx	xx.xx	xx.xx	xx.xx	xx.xx
Japan	xx.xx	xx.xx	xx.xx	xx.xx	xx.xx	xx.xx	xx.xx
Mexico	xx.xx	xx.xx	xx.xx	xx.xx	xx.xx	xx.xx	xx.xx
Russia	xx.xx	xx.xx	xx.xx	xx.xx	xx.xx	xx.xx	xx.xx
South Korea	xx.xx	xx.xx	xx.xx	xx.xx	xx.xx	xx.xx	xx.xx
Spain	xx.xx	xx.xx	xx.xx	xx.xx	xx.xx	xx.xx	xx.xx
United Kingdom	xx.xx	xx.xx	xx.xx	xx.xx	xx.xx	xx.xx	xx.xx
United States	xx.xx	xx.xx	xx.xx	xx.xx	xx.xx	xx.xx	xx.xx
Others	xx.xx	xx.xx	xx.xx	xx.xx	xx.xx	xx.xx	xx.xx
Total	**xx.xx**	**xx.xx**	**xx.xx**	**xx.xx**	**xx.xx**	**xx.xx**	**xx.xx**

Sources & Evidence

1. Dietary Supplement Labeling Guide: Chapter IV. Nutrition Labeling

   · Taxonomy evidence: Dietary ingredients without established Daily Values remain named dietary ingredients and are not automatically excipients. ([fda.gov](https://www.fda.gov/food/dietary-supplements-guidance-documents-regulatory-information/dietary-supplement-labeling-guide-chapter-iv-nutrition-labeling))

   · Taxonomy evidence: Dietary ingredients without established Daily Values must still be declared by common name; a non-enzyme dietary ingredient is not inherently an excipient.

2. Advanced Digestive Enzymes

   · Taxonomy evidence: The displayed active ingredients additionally include betaine hydrochloride, L-glutamic acid hydrochloride and ox bile, without a declared probiotic, prebiotic or postbiotic co-active.

   · Taxonomy evidence: This establishes a public commercial example of a non-microbiome co-active combination, not an efficacy finding.

9. Digestive Enzyme Supplements Market, by Release Design

[redacted] Salvat identifies Nutira Retard as extended-release tablets, while Erba Vita's Lactase presentation carries distinct immediate- and prolonged-release declarations, supporting its Mixed-Release Presentations positioning. These are manufacturer designations, not independently established comparative outcomes.

Assortment buyers should specify the named product and its declared release category rather than procure undifferentiated digestive capsules or tablets. [redacted] Preserving these distinctions improves comparison clarity but adds listing and documentary review work compared with a narrower conventional assortment.

[redacted] Where no such requirement is established, a purpose-aligned Conventional Release offering remains a relevant comparator rather than an inherently inferior option. A change in release wording or product identity should trigger review; neither a specialized designation nor a familiar capsule format establishes superior benefit.

Figure 12. Global Digestive Enzyme Supplements Market, by Release Design: Market share evolution, 2025-2032

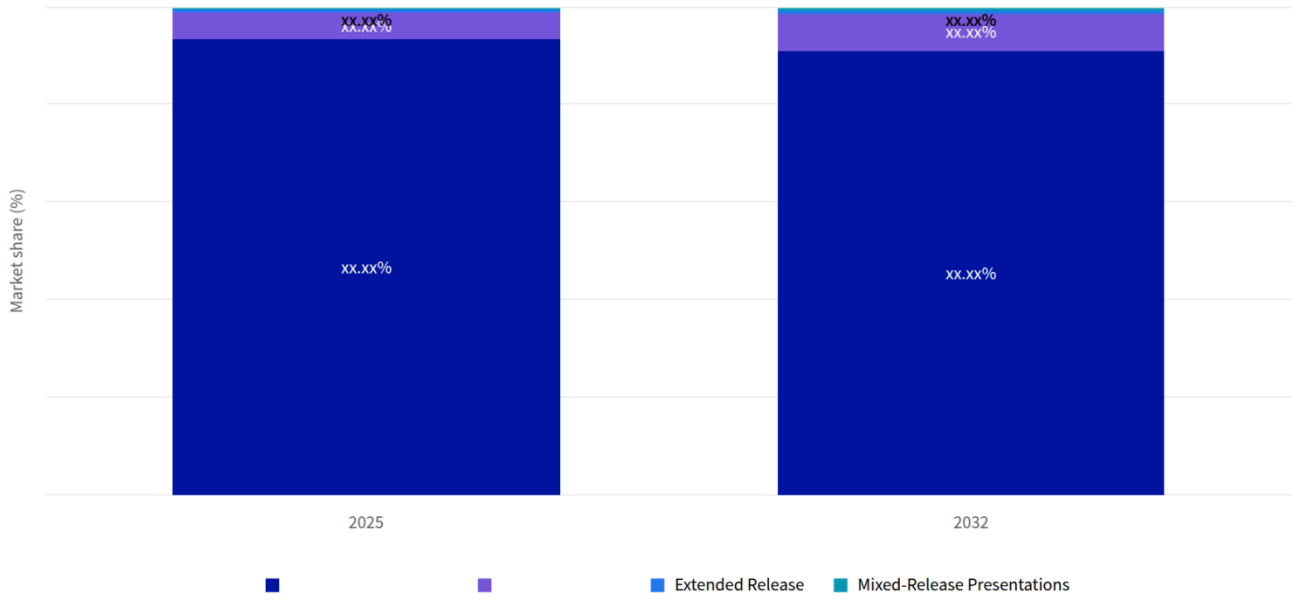

Figure 13. Global Digestive Enzyme Supplements Market, by Release Design: Market size by category, 2025

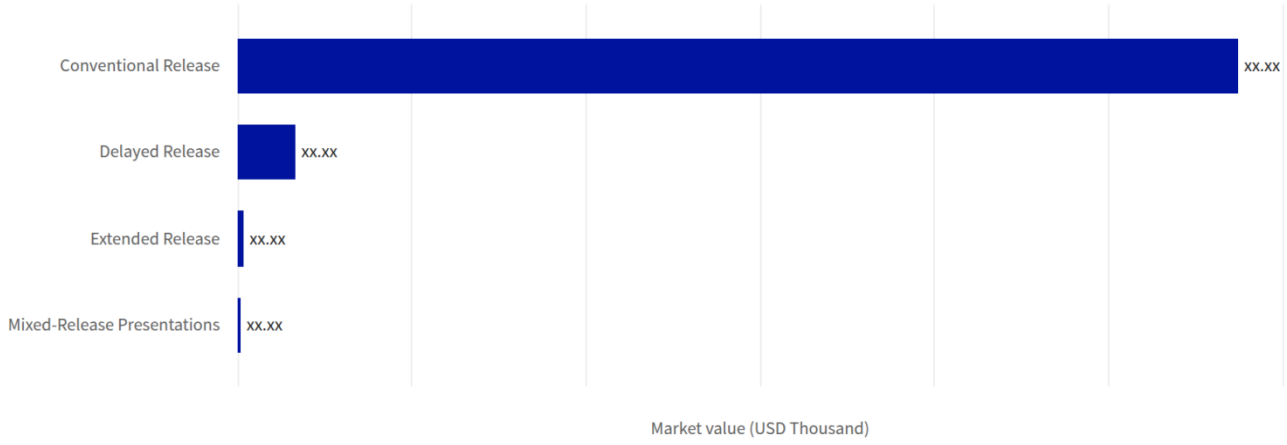

Figure 14. Global Digestive Enzyme Supplements Market, by Release Design: Market size and growth, 2025-2032

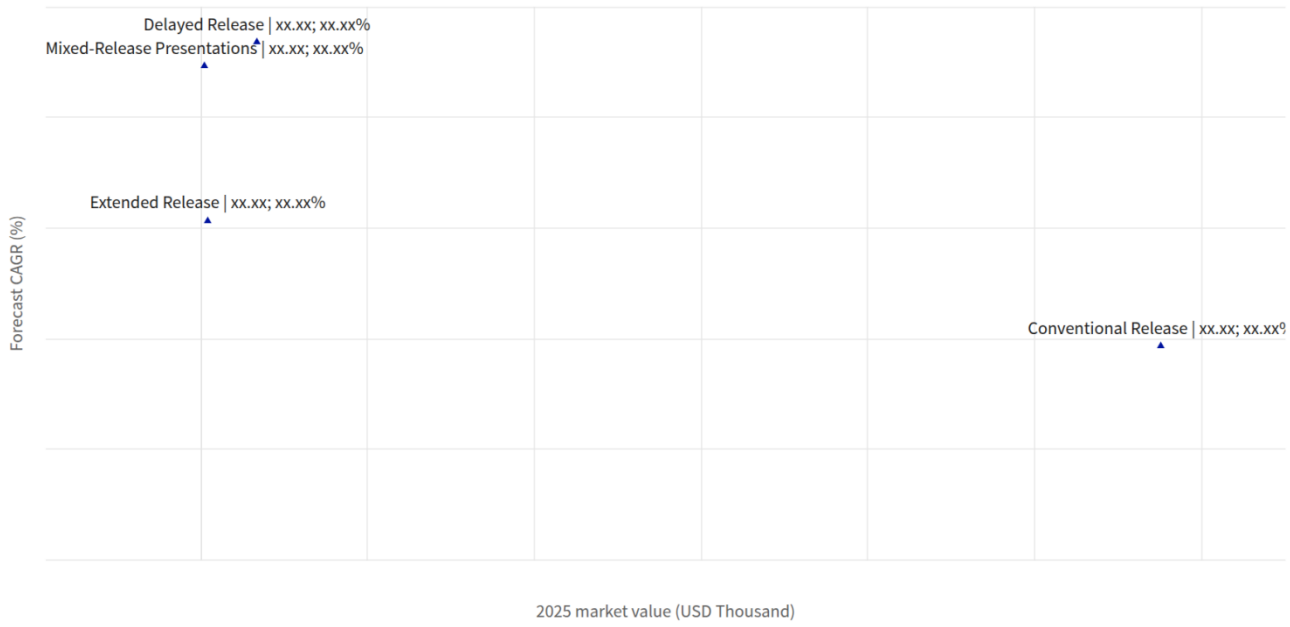

Table 23. Global Digestive Enzyme Supplements Market, by Release Design growth contribution, 2025-2032

Category	2025 value (USD Thousand)	2032 value (USD Thousand)	Added value (USD Thousand)	2025 share (%)	2032 share (%)	Change (pp)	Growth share (%)	CAGR (%)
Conventional Release	xx.xx	xx.xx	xx.xx	xx.xx	xx.xx	xx.xx	xx.xx	xx.xx
Delayed Release	xx.xx	xx.xx	xx.xx	xx.xx	xx.xx	xx.xx	xx.xx	xx.xx
Extended Release	xx.xx	xx.xx	xx.xx	xx.xx	xx.xx	xx.xx	xx.xx	xx.xx
Mixed-Release Presentations	xx.xx	xx.xx	xx.xx	xx.xx	xx.xx	xx.xx	xx.xx	xx.xx
Scope total	**xx.xx**	**xx.xx**	**xx.xx**	**xx.xx**	**xx.xx**	**xx.xx**	**xx.xx**	**xx.xx**

Table 24. Global Digestive Enzyme Supplements Market Size, by Release Design, 2017-2032 (USD Thousand)

Release Design	2023	2024	2025	2026	2027	2032	CAGR (%)
Conventional Release	xx.xx	xx.xx	xx.xx	xx.xx	xx.xx	xx.xx	xx.xx
Delayed Release	xx.xx	xx.xx	xx.xx	xx.xx	xx.xx	xx.xx	xx.xx
Extended Release	xx.xx	xx.xx	xx.xx	xx.xx	xx.xx	xx.xx	xx.xx
Mixed-Release Presentations	xx.xx	xx.xx	xx.xx	xx.xx	xx.xx	xx.xx	xx.xx
Total	**xx.xx**	**xx.xx**	**xx.xx**	**xx.xx**	**xx.xx**	**xx.xx**	**xx.xx**

Sources & Evidence

1. Health Products Compliance Guidance
   · FTC's product-and-claim relevance requirement supports verifying associated benefits rather than treating a release designation as proof of superiority. ([ftc.gov](https://www.ftc.gov/business-guidance/resources/health-products-compliance-guidance))
2. Digestive Enzymes | Physician's Choice
   · The manufacturer's FAQ expressly states that the product does not use a delayed-release capsule, supporting conventional commercial positioning. ([physicianschoice.com](https://physicianschoice.com/products/digestive-enzymes-prebiotic-probiotic))
3. GI-One Supplement with Digestive Enzymes | Patient One
   · Patient One explicitly markets GI-One with a delayed-release capsule designation; only that commercial attribute is adopted. ([patientoneformulas.com](https://www.patientoneformulas.com/index.cfm/product/413_1/gi-one-xx.xx-capsules.cfm))
4. Nutira - Salvat
   · Salvat explicitly describes Nutira Retard as extended-release tablets, establishing the manufacturer's commercial designation. ([svt.com](https://svt.com/en/portfolio-item/nutira-xx.xx/))
5. Lactase
   · Erba Vita identifies a lactase dietary supplement with separate immediate- and prolonged-release declarations, supporting mixed-release commercial positioning. ([erbavita.com](https://www.erbavita.com/en/product/lactase/))
6. Dosage Forms (DF) that are being remapped to SPL terms
   · Taxonomy evidence: FDA terminology separately identifies delayed and extended release across physical dosage forms. It is a terminology anchor, not a supplement-approval rule. ([fda.gov](https://www.fda.gov/drugs/drug-approvals-and-databases/dosage-forms-df-are-being-remapped-spl-terms))
   · Taxonomy evidence: FDA terminology distinguishes delayed and extended release across physical dosage forms. It is used here to harmonize release terminology, not to classify supplements as approved drugs.
7. Guidance Document: Labelling of Pharmaceutical Drugs for Human Use
   · Taxonomy evidence: The guidance distinguishes immediate-release presentations from modified-release forms such as delayed and extended release. These terms inform the analytical taxonomy without imposing pharmaceutical-drug rules on every supplement.

9.1. Conventional Release

Table 25. Global Digestive Enzyme Supplements Market Size, by Conventional Release, by Region, 2017-2032 (USD Thousand)

Region	2023	2024	2025	2026	2027	2032	CAGR (%)
Africa	xx.xx	xx.xx	xx.xx	xx.xx	xx.xx	xx.xx	xx.xx
Asia-Pacific	xx.xx	xx.xx	xx.xx	xx.xx	xx.xx	xx.xx	xx.xx
Europe	xx.xx	xx.xx	xx.xx	xx.xx	xx.xx	xx.xx	xx.xx
Latin America	xx.xx	xx.xx	xx.xx	xx.xx	xx.xx	xx.xx	xx.xx
Middle East	xx.xx	xx.xx	xx.xx	xx.xx	xx.xx	xx.xx	xx.xx
North America	xx.xx	xx.xx	xx.xx	xx.xx	xx.xx	xx.xx	xx.xx
Total	**xx.xx**	**xx.xx**	**xx.xx**	**xx.xx**	**xx.xx**	**xx.xx**	**xx.xx**

Table 26. Global Digestive Enzyme Supplements Market Size, by Conventional Release, by Group, 2017-2032 (USD Thousand)

Group	2023	2024	2025	2026	2027	2032	CAGR (%)
ASEAN	xx.xx	xx.xx	xx.xx	xx.xx	xx.xx	xx.xx	xx.xx
BRICS	xx.xx	xx.xx	xx.xx	xx.xx	xx.xx	xx.xx	xx.xx
European Union	xx.xx	xx.xx	xx.xx	xx.xx	xx.xx	xx.xx	xx.xx
G7	xx.xx	xx.xx	xx.xx	xx.xx	xx.xx	xx.xx	xx.xx
GCC	xx.xx	xx.xx	xx.xx	xx.xx	xx.xx	xx.xx	xx.xx
NATO	xx.xx	xx.xx	xx.xx	xx.xx	xx.xx	xx.xx	xx.xx

Table 27. Global Digestive Enzyme Supplements Market Size, by Conventional Release, by Country, 2017-2032 (USD Thousand)

Country	2023	2024	2025	2026	2027	2032	CAGR (%)
Australia	xx.xx	xx.xx	xx.xx	xx.xx	xx.xx	xx.xx	xx.xx
Brazil	xx.xx	xx.xx	xx.xx	xx.xx	xx.xx	xx.xx	xx.xx
Canada	xx.xx	xx.xx	xx.xx	xx.xx	xx.xx	xx.xx	xx.xx
China	xx.xx	xx.xx	xx.xx	xx.xx	xx.xx	xx.xx	xx.xx
France	xx.xx	xx.xx	xx.xx	xx.xx	xx.xx	xx.xx	xx.xx
Germany	xx.xx	xx.xx	xx.xx	xx.xx	xx.xx	xx.xx	xx.xx
India	xx.xx	xx.xx	xx.xx	xx.xx	xx.xx	xx.xx	xx.xx
Italy	xx.xx	xx.xx	xx.xx	xx.xx	xx.xx	xx.xx	xx.xx
Japan	xx.xx	xx.xx	xx.xx	xx.xx	xx.xx	xx.xx	xx.xx
Mexico	xx.xx	xx.xx	xx.xx	xx.xx	xx.xx	xx.xx	xx.xx
Russia	xx.xx	xx.xx	xx.xx	xx.xx	xx.xx	xx.xx	xx.xx
South Korea	xx.xx	xx.xx	xx.xx	xx.xx	xx.xx	xx.xx	xx.xx
Spain	xx.xx	xx.xx	xx.xx	xx.xx	xx.xx	xx.xx	xx.xx
United Kingdom	xx.xx	xx.xx	xx.xx	xx.xx	xx.xx	xx.xx	xx.xx
United States	xx.xx	xx.xx	xx.xx	xx.xx	xx.xx	xx.xx	xx.xx
Others	xx.xx	xx.xx	xx.xx	xx.xx	xx.xx	xx.xx	xx.xx
Total	**xx.xx**	**xx.xx**	**xx.xx**	**xx.xx**	**xx.xx**	**xx.xx**	**xx.xx**

Sources & Evidence

1. Guidance Document: Labelling of Pharmaceutical Drugs for Human Use
   - Taxonomy evidence: Separately recognizes immediate-release presentations, furnishing a standardized reference for the conventional versus modified-release distinction; supplement-specific category presence requires commercial product evidence.

2. Digestive Enzymes
   - Taxonomy evidence: The manufacturer FAQ expressly states that Digestive Enzymes does not use a delayed-release capsule and describes intended stomach availability.
   - Taxonomy evidence: This supports conventional marketed positioning without turning fast-acting benefit language into verified release behavior.

9.2. Delayed Release

Table 28. Global Digestive Enzyme Supplements Market Size, by Delayed Release, by Region, 2017-2032 (USD Thousand)

Region	2023	2024	2025	2026	2027	2032	CAGR (%)
Africa	xx.xx	xx.xx	xx.xx	xx.xx	xx.xx	xx.xx	xx.xx
Asia-Pacific	xx.xx	xx.xx	xx.xx	xx.xx	xx.xx	xx.xx	xx.xx
Europe	xx.xx	xx.xx	xx.xx	xx.xx	xx.xx	xx.xx	xx.xx
Latin America	xx.xx	xx.xx	xx.xx	xx.xx	xx.xx	xx.xx	xx.xx
Middle East	xx.xx	xx.xx	xx.xx	xx.xx	xx.xx	xx.xx	xx.xx
North America	xx.xx	xx.xx	xx.xx	xx.xx	xx.xx	xx.xx	xx.xx
Total	**xx.xx**	**xx.xx**	**xx.xx**	**xx.xx**	**xx.xx**	**xx.xx**	**xx.xx**

Table 29. Global Digestive Enzyme Supplements Market Size, by Delayed Release, by Group, 2017-2032 (USD Thousand)

Group	2023	2024	2025	2026	2027	2032	CAGR (%)
ASEAN	xx.xx	xx.xx	xx.xx	xx.xx	xx.xx	xx.xx	xx.xx
BRICS	xx.xx	xx.xx	xx.xx	xx.xx	xx.xx	xx.xx	xx.xx
European Union	xx.xx	xx.xx	xx.xx	xx.xx	xx.xx	xx.xx	xx.xx
G7	xx.xx	xx.xx	xx.xx	xx.xx	xx.xx	xx.xx	xx.xx
GCC	xx.xx	xx.xx	xx.xx	xx.xx	xx.xx	xx.xx	xx.xx
NATO	xx.xx	xx.xx	xx.xx	xx.xx	xx.xx	xx.xx	xx.xx

Table 30. Global Digestive Enzyme Supplements Market Size, by Delayed Release, by Country, 2017-2032 (USD Thousand)

Country	2023	2024	2025	2026	2027	2032	CAGR (%)
Australia	xx.xx	xx.xx	xx.xx	xx.xx	xx.xx	xx.xx	xx.xx
Brazil	xx.xx	xx.xx	xx.xx	xx.xx	xx.xx	xx.xx	xx.xx
Canada	xx.xx	xx.xx	xx.xx	xx.xx	xx.xx	xx.xx	xx.xx
China	xx.xx	xx.xx	xx.xx	xx.xx	xx.xx	xx.xx	xx.xx
France	xx.xx	xx.xx	xx.xx	xx.xx	xx.xx	xx.xx	xx.xx
Germany	xx.xx	xx.xx	xx.xx	xx.xx	xx.xx	xx.xx	xx.xx
India	xx.xx	xx.xx	xx.xx	xx.xx	xx.xx	xx.xx	xx.xx
Italy	xx.xx	xx.xx	xx.xx	xx.xx	xx.xx	xx.xx	xx.xx
Japan	xx.xx	xx.xx	xx.xx	xx.xx	xx.xx	xx.xx	xx.xx
Mexico	xx.xx	xx.xx	xx.xx	xx.xx	xx.xx	xx.xx	xx.xx
Russia	xx.xx	xx.xx	xx.xx	xx.xx	xx.xx	xx.xx	xx.xx
South Korea	xx.xx	xx.xx	xx.xx	xx.xx	xx.xx	xx.xx	xx.xx
Spain	xx.xx	xx.xx	xx.xx	xx.xx	xx.xx	xx.xx	xx.xx
United Kingdom	xx.xx	xx.xx	xx.xx	xx.xx	xx.xx	xx.xx	xx.xx
United States	xx.xx	xx.xx	xx.xx	xx.xx	xx.xx	xx.xx	xx.xx
Others	xx.xx	xx.xx	xx.xx	xx.xx	xx.xx	xx.xx	xx.xx
Total	**xx.xx**	**xx.xx**	**xx.xx**	**xx.xx**	**xx.xx**	**xx.xx**	**xx.xx**

Sources & Evidence

1. Digestive Enzymes
   - Taxonomy evidence: Enteric-coated enzyme presentations occur within the natural-health-product framework. ([webprod.hc-sc.gc.ca](https://webprod.hc-sc.gc.ca/nhpid-bdipsn/atReq?atid=enzyme.multi&lang=eng))
2. Dosage Forms (DF) that are being remapped to SPL terms
   - Taxonomy evidence: Enteric-coated capsule pellets and granules map to delayed-release terminology. ([fda.gov](https://www.fda.gov/drugs/drug-approvals-and-databases/dosage-forms-df-are-being-remapped-spl-terms))
   - Taxonomy evidence: Maps enteric-coated capsule pellets and enteric-coated granules to delayed-release equivalents, supporting the enteric/gastro-resistant synonym grouping.
3. Digestive Enzymes - Natural Health Product Monograph, June 26, 2026
   - Taxonomy evidence: Recognizes enteric-coated finished enzyme presentations within the natural health product framework, providing enzyme-market-specific support for gastro-resistant delayed-release categories.
4. GI-One (180 Capsules)
   - Taxonomy evidence: Explicitly describes the finished GI-One capsule as delayed release; this supports its public commercial designation, not independently measured release performance.

9.3. Extended Release

Table 31. Global Digestive Enzyme Supplements Market Size, by Extended Release, by Region, 2017-2032 (USD Thousand)

Region	2023	2024	2025	2026	2027	2032	CAGR (%)
Africa	xx.xx	xx.xx	xx.xx	xx.xx	xx.xx	xx.xx	xx.xx
Asia-Pacific	xx.xx	xx.xx	xx.xx	xx.xx	xx.xx	xx.xx	xx.xx
Europe	xx.xx	xx.xx	xx.xx	xx.xx	xx.xx	xx.xx	xx.xx
Latin America	xx.xx	xx.xx	xx.xx	xx.xx	xx.xx	xx.xx	xx.xx
Middle East	xx.xx	xx.xx	xx.xx	xx.xx	xx.xx	xx.xx	xx.xx
North America	xx.xx	xx.xx	xx.xx	xx.xx	xx.xx	xx.xx	xx.xx
Total	**xx.xx**	**xx.xx**	**xx.xx**	**xx.xx**	**xx.xx**	**xx.xx**	**xx.xx**

Table 32. Global Digestive Enzyme Supplements Market Size, by Extended Release, by Group, 2017-2032 (USD Thousand)

Group	2023	2024	2025	2026	2027	2032	CAGR (%)
ASEAN	xx.xx	xx.xx	xx.xx	xx.xx	xx.xx	xx.xx	xx.xx
BRICS	xx.xx	xx.xx	xx.xx	xx.xx	xx.xx	xx.xx	xx.xx
European Union	xx.xx	xx.xx	xx.xx	xx.xx	xx.xx	xx.xx	xx.xx
G7	xx.xx	xx.xx	xx.xx	xx.xx	xx.xx	xx.xx	xx.xx
GCC	xx.xx	xx.xx	xx.xx	xx.xx	xx.xx	xx.xx	xx.xx
NATO	xx.xx	xx.xx	xx.xx	xx.xx	xx.xx	xx.xx	xx.xx

Table 33. Global Digestive Enzyme Supplements Market Size, by Extended Release, by Country, 2017-2032 (USD Thousand)

Country	2023	2024	2025	2026	2027	2032	CAGR (%)
Australia	xx.xx	xx.xx	xx.xx	xx.xx	xx.xx	xx.xx	xx.xx
Brazil	xx.xx	xx.xx	xx.xx	xx.xx	xx.xx	xx.xx	xx.xx
Canada	xx.xx	xx.xx	xx.xx	xx.xx	xx.xx	xx.xx	xx.xx
China	xx.xx	xx.xx	xx.xx	xx.xx	xx.xx	xx.xx	xx.xx
France	xx.xx	xx.xx	xx.xx	xx.xx	xx.xx	xx.xx	xx.xx
Germany	xx.xx	xx.xx	xx.xx	xx.xx	xx.xx	xx.xx	xx.xx
India	xx.xx	xx.xx	xx.xx	xx.xx	xx.xx	xx.xx	xx.xx
Italy	xx.xx	xx.xx	xx.xx	xx.xx	xx.xx	xx.xx	xx.xx
Japan	xx.xx	xx.xx	xx.xx	xx.xx	xx.xx	xx.xx	xx.xx
Mexico	xx.xx	xx.xx	xx.xx	xx.xx	xx.xx	xx.xx	xx.xx
Russia	xx.xx	xx.xx	xx.xx	xx.xx	xx.xx	xx.xx	xx.xx
South Korea	xx.xx	xx.xx	xx.xx	xx.xx	xx.xx	xx.xx	xx.xx
Spain	xx.xx	xx.xx	xx.xx	xx.xx	xx.xx	xx.xx	xx.xx
United Kingdom	xx.xx	xx.xx	xx.xx	xx.xx	xx.xx	xx.xx	xx.xx
United States	xx.xx	xx.xx	xx.xx	xx.xx	xx.xx	xx.xx	xx.xx
Others	xx.xx	xx.xx	xx.xx	xx.xx	xx.xx	xx.xx	xx.xx
Total	**xx.xx**	**xx.xx**	**xx.xx**	**xx.xx**	**xx.xx**	**xx.xx**	**xx.xx**

Sources & Evidence

1. Dosage Forms (DF) that are being remapped to SPL terms
   - Taxonomy evidence: Sustained-action capsule and tablet terminology maps to extended release. ([fda.gov](https://www.fda.gov/drugs/drug-approvals-and-databases/dosage-forms-df-are-being-remapped-spl-terms))
   - Taxonomy evidence: Maps sustained-action capsule and tablet terminology, and repeat-action tablet terminology, to extended release; this supports label normalization rather than proof of a supplement's actual release behavior.
2. Qué es Nutira
   - Taxonomy evidence: Specifically describes Nutira Retard as prolonged-release tablets.
   - Taxonomy evidence: The accompanying immediate-effect language is not independently treated as proof of a separately labeled immediate-release phase.
3. Nutira - Salvat
   - Taxonomy evidence: The English-language product presentation expressly identifies Nutira Retard as extended-release tablets, corroborating normalization of the prolonged-release descriptor.

9.4. Mixed-Release Presentations

Table 34. Global Digestive Enzyme Supplements Market Size, by Mixed-Release Presentations, by Region, 2017-2032 (USD Thousand)

Region	2023	2024	2025	2026	2027	2032	CAGR (%)
Africa	xx.xx	xx.xx	xx.xx	xx.xx	xx.xx	xx.xx	xx.xx
Asia-Pacific	xx.xx	xx.xx	xx.xx	xx.xx	xx.xx	xx.xx	xx.xx
Europe	xx.xx	xx.xx	xx.xx	xx.xx	xx.xx	xx.xx	xx.xx
Latin America	xx.xx	xx.xx	xx.xx	xx.xx	xx.xx	xx.xx	xx.xx
Middle East	xx.xx	xx.xx	xx.xx	xx.xx	xx.xx	xx.xx	xx.xx
North America	xx.xx	xx.xx	xx.xx	xx.xx	xx.xx	xx.xx	xx.xx
Total	**xx.xx**	**xx.xx**	**xx.xx**	**xx.xx**	**xx.xx**	**xx.xx**	**xx.xx**

Table 35. Global Digestive Enzyme Supplements Market Size, by Mixed-Release Presentations, by Group, 2017-2032 (USD Thousand)

Group	2023	2024	2025	2026	2027	2032	CAGR (%)
ASEAN	xx.xx	xx.xx	xx.xx	xx.xx	xx.xx	xx.xx	xx.xx
BRICS	xx.xx	xx.xx	xx.xx	xx.xx	xx.xx	xx.xx	xx.xx
European Union	xx.xx	xx.xx	xx.xx	xx.xx	xx.xx	xx.xx	xx.xx
G7	xx.xx	xx.xx	xx.xx	xx.xx	xx.xx	xx.xx	xx.xx
GCC	xx.xx	xx.xx	xx.xx	xx.xx	xx.xx	xx.xx	xx.xx
NATO	xx.xx	xx.xx	xx.xx	xx.xx	xx.xx	xx.xx	xx.xx

Table 36. Global Digestive Enzyme Supplements Market Size, by Mixed-Release Presentations, by Country, 2017-2032 (USD Thousand)

Country	2023	2024	2025	2026	2027	2032	CAGR (%)
Australia	xx.xx	xx.xx	xx.xx	xx.xx	xx.xx	xx.xx	xx.xx
Brazil	xx.xx	xx.xx	xx.xx	xx.xx	xx.xx	xx.xx	xx.xx
Canada	xx.xx	xx.xx	xx.xx	xx.xx	xx.xx	xx.xx	xx.xx
China	xx.xx	xx.xx	xx.xx	xx.xx	xx.xx	xx.xx	xx.xx
France	xx.xx	xx.xx	xx.xx	xx.xx	xx.xx	xx.xx	xx.xx
Germany	xx.xx	xx.xx	xx.xx	xx.xx	xx.xx	xx.xx	xx.xx
India	xx.xx	xx.xx	xx.xx	xx.xx	xx.xx	xx.xx	xx.xx
Italy	xx.xx	xx.xx	xx.xx	xx.xx	xx.xx	xx.xx	xx.xx
Japan	xx.xx	xx.xx	xx.xx	xx.xx	xx.xx	xx.xx	xx.xx
Mexico	xx.xx	xx.xx	xx.xx	xx.xx	xx.xx	xx.xx	xx.xx
Russia	xx.xx	xx.xx	xx.xx	xx.xx	xx.xx	xx.xx	xx.xx
South Korea	xx.xx	xx.xx	xx.xx	xx.xx	xx.xx	xx.xx	xx.xx
Spain	xx.xx	xx.xx	xx.xx	xx.xx	xx.xx	xx.xx	xx.xx
United Kingdom	xx.xx	xx.xx	xx.xx	xx.xx	xx.xx	xx.xx	xx.xx
United States	xx.xx	xx.xx	xx.xx	xx.xx	xx.xx	xx.xx	xx.xx
Others	xx.xx	xx.xx	xx.xx	xx.xx	xx.xx	xx.xx	xx.xx
Total	**xx.xx**	**xx.xx**	**xx.xx**	**xx.xx**	**xx.xx**	**xx.xx**	**xx.xx**

Sources & Evidence

1. Lactase: 3 hours protection from lactose

   · Taxonomy evidence: The official Lactase page identifies a dietary supplement with explicitly differentiated immediate and prolonged release declarations. This corroborates a marketed mixed-release designation, not independently measured behavior or 2025 sales.
   ([erbavita.com](https://www.erbavita.com/en/product/lactase/))

   · Taxonomy evidence: Publicly labels the lactase presentation with Fast/Retard technology and differentiated immediate and prolonged release stages, establishing a mixed-release supplement example.

   · Taxonomy evidence: Only the public release-category designation is used; production details and effectiveness claims are not adopted.

2. Guidance Document: Labelling of Pharmaceutical Drugs for Human Use

   · Taxonomy evidence: Recognizes finished products combining immediate-release and modified-release ingredients in the same physical presentation and calls for labeling that combination, supporting preservation of combined profiles rather than duplicate allocation.

10. Digestive Enzyme Supplements Market, by Digestive Use

Digestive Use differentiates assortment discovery through the declared purchasing purpose. ▪▪▪▪▪▪▪ ▪▪▪▪ ▪▪▪▪▪▪▪▪ ▪▪ ▪▪▪▪▪▪▪▪▪▪ ▪▪ ▪▪▪▪▪▪▪▪▪▪▪ ▪▪▪▪▪▪▪▪▪▪▪▪ ▪▪▪▪▪▪▪▪▪▪▪ ▪▪▪ ▪▪▪▪▪▪ ▪▪▪▪▪ ▪▪▪ ▪▪▪▪▪▪ ▪▪▪▪▪▪▪▪ ▪▪▪▪▪▪▪▪▪▪▪▪▪▪▪▪ ▪▪▪▪▪▪▪▪ ▪▪▪▪▪▪▪ ▪▪▪▪ ▪ ▪▪▪▪▪▪▪▪▪▪ ▪▪▪▪▪▪▪▪▪▪▪ ▪▪▪▪▪▪▪▪▪ ▪▪▪▪▪▪▪▪▪▪ Retailers should distinguish a general meal-support search from a named digestive-use search rather than route every digestive-wellness inquiry to the same product set.

Carbohydrate Digestion contains commercially distinct targets. ▪▪▪▪▪▪▪ ▪▪▪▪▪▪▪▪ ▪ ▪▪▪▪▪▪▪▪ ▪▪▪▪▪▪▪▪▪ ▪▪▪▪▪▪▪▪▪▪▪ ▪▪▪▪▪▪▪▪▪▪▪ ▪▪▪▪▪▪▪▪ ▪▪▪▪▪▪▪▪▪▪▪ ▪▪▪ ▪▪▪ ▪▪▪▪▪▪▪▪▪ ▪▪▪▪▪▪▪▪▪▪ ▪▪▪▪▪▪▪▪▪ ▪▪▪▪▪▪▪▪ ▪ ▪▪▪▪▪▪▪ ▪▪▪▪▪▪▪▪▪▪▪ ▪▪▪▪▪▪▪ ▪▪▪▪▪▪ ▪ ▪▪▪▪▪▪▪▪▪▪▪▪▪▪▪ ▪▪▪▪▪▪▪▪▪▪ ▪▪▪▪▪▪▪▪ ▪▪▪▪▪▪▪▪ ▪▪▪▪▪▪▪▪▪ ▪▪▪▪▪▪▪▪ ▪▪▪▪▪▪▪ ▪▪▪▪▪▪▪▪ ▪▪▪▪▪▪▪▪▪▪ ▪▪▪ ▪▪▪▪▪ ▪▪▪▪▪▪▪ ▪▪▪▪▪ ▪▪▪▪▪▪▪▪ ▪▪▪▪▪ ▪▪▪▪▪▪▪▪▪ ▪▪▪ ▪▪▪▪▪▪▪▪▪▪▪▪▪▪▪▪▪▪▪▪▪▪▪ ▪▪▪▪▪ ▪▪▪ ▪▪▪▪▪▪▪▪ ▪▪▪▪▪▪▪▪▪ ▪▪▪▪▪▪▪▪ ▪▪▪▪▪▪▪▪▪▪ ▪▪ ▪▪▪▪▪▪ ▪▪▪▪▪▪▪▪▪▪▪▪ ▪▪▪ ▪▪▪▪▪▪▪▪ ▪▪▪▪ ▪▪▪▪▪▪▪▪▪▪▪ ▪▪▪▪▪ ▪▪▪▪▪▪▪▪▪▪▪▪ ▪▪▪▪▪▪▪▪▪▪ Buyers should preserve the named targets in search filters and product comparisons: broad carbohydrate or FODMAP positioning does not establish coverage of every carbohydrate-related objective.

Protein Digestion likewise separates General Protein Digestion from Gluten & Casein Digestion. Jarrow Formulas positions Gut & Protein Optimizer around protein-rich meals and snacks, whereas Enzymedica foregrounds gluten and casein for GlutenEase. ▪▪▪▪ ▪▪▪▪▪▪▪▪ ▪▪▪ ▪▪▪▪▪▪▪▪ ▪▪▪▪▪▪▪▪▪▪▪▪ ▪▪▪▪▪▪▪▪ ▪▪▪▪ ▪ ▪▪▪▪▪ ▪▪▪▪▪▪▪▪▪▪▪▪▪▪ ▪▪▪▪▪▪▪▪▪▪ ▪▪▪▪▪▪▪▪▪▪ ▪▪ ▪▪▪▪▪▪▪▪▪▪ ▪▪▪▪▪▪▪▪▪▪▪▪ ▪▪▪▪▪▪▪▪▪▪▪▪ ▪▪▪▪▪▪▪▪▪▪ ▪▪▪▪▪▪▪▪▪▪ ▪▪▪▪▪▪▪ ▪▪▪▪ ▪▪ ▪▪▪▪ ▪▪▪ ▪▪▪▪▪▪▪▪ ▪ ▪▪▪▪▪▪▪▪▪▪▪▪ ▪▪▪▪ ▪▪▪ ▪▪▪▪▪▪▪▪▪▪▪▪ ▪▪▪▪ ▪▪▪▪▪▪▪ ▪▪▪▪▪▪▪▪▪ ▪▪▪▪ ▪▪▪▪▪▪▪▪▪▪▪ ▪▪▪▪▪▪ ▪▪▪▪▪ ▪▪▪▪ ▪▪▪▪▪▪▪▪▪▪▪▪ ▪▪▪▪▪▪▪▪▪▪▪▪▪▪▪▪▪▪ ▪▪▪▪▪▪▪▪▪▪▪▪ ▪▪▪▪ ▪▪▪▪▪▪▪▪▪▪▪▪▪▪▪▪▪ ▪▪▪▪▪▪▪▪ ▪▪▪▪▪▪▪▪ ▪▪▪▪▪▪ ▪▪▪▪▪▪▪▪▪ ▪▪▪▪ ▪▪▪▪▪ ▪▪▪ ▪▪▪▪▪▪▪▪▪ ▪▪▪▪▪▪▪▪▪ ▪▪▪▪ ▪ ▪▪▪▪▪▪▪▪▪ ▪▪ ▪▪▪▪▪▪▪▪▪▪▪▪▪▪▪▪▪▪ ▪▪▪▪▪▪▪▪▪

Fat Digestion and Cross-Nutrient Digestion answer different selection questions again. ▪▪▪▪▪▪▪ ▪▪▪▪▪▪▪ ▪▪▪▪▪▪▪ ▪▪▪▪▪▪▪▪ ▪▪▪▪▪▪ ▪▪▪▪▪▪▪▪ ▪▪▪▪▪▪ ▪▪▪▪▪▪▪▪▪▪▪▪ ▪▪▪▪▪▪▪▪▪▪▪▪ ▪▪▪▪▪▪▪▪▪▪▪▪ ▪▪▪▪▪▪▪ ▪▪▪ ▪▪▪▪▪▪▪ ▪▪▪▪▪▪▪▪▪ ▪▪▪▪▪▪▪▪▪▪ ▪▪▪ ▪▪▪▪▪▪▪▪▪▪▪▪ ▪▪▪▪▪▪▪▪▪ ▪▪▪ ▪▪▪▪▪▪ ▪▪ ▪▪▪ ▪▪▪▪▪▪ ▪ ▪▪▪▪▪▪▪▪▪▪▪▪ ▪▪▪▪▪▪▪▪ ▪▪ ▪ ▪▪▪▪▪▪▪ ▪▪▪▪ ▪▪▪▪▪▪▪▪▪▪▪▪ ▪▪▪▪▪▪▪▪▪▪ ▪▪▪▪▪ ▪▪▪▪▪▪ ▪▪▪ ▪▪▪ ▪▪▪▪▪▪▪▪▪▪ ▪▪ ▪▪▪ ▪▪▪▪▪▪▪▪ ▪▪▪▪▪▪▪ ▪▪▪▪▪▪▪▪▪ ▪▪▪▪▪ ▪▪▪▪▪▪▪▪▪▪▪▪▪ ▪▪▪▪▪ ▪▪▪▪▪▪▪▪ ▪▪▪▪▪▪▪▪▪▪▪▪▪ ▪▪▪ ▪▪▪▪▪ ▪▪▪▪▪ ▪▪▪▪▪▪▪▪▪▪▪ ▪▪ ▪▪▪▪▪▪▪▪ ▪▪▪▪▪▪▪▪▪▪ A change in the prominent food target should trigger review of catalog placement and substitution comparisons, not merely an update to promotional wording.

Figure 15. Global Digestive Enzyme Supplements Market, by Digestive Use: Market share evolution, 2025-2032

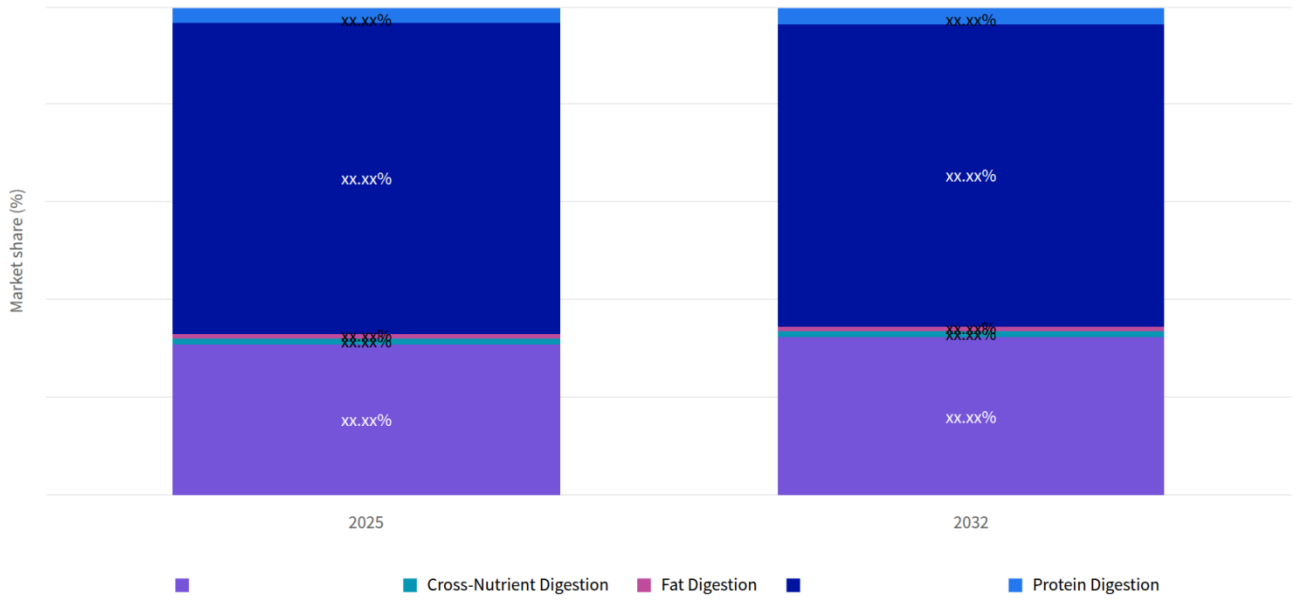

Figure 16. Global Digestive Enzyme Supplements Market, by Digestive Use: Market size by category, 2025

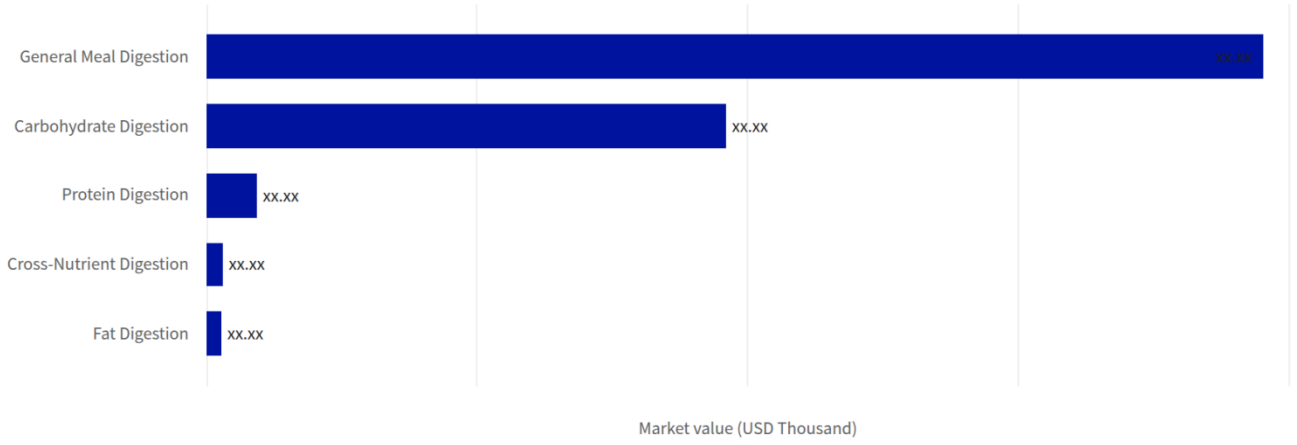

Figure 17. Global Digestive Enzyme Supplements Market, by Digestive Use: Market size and growth, 2025-2032

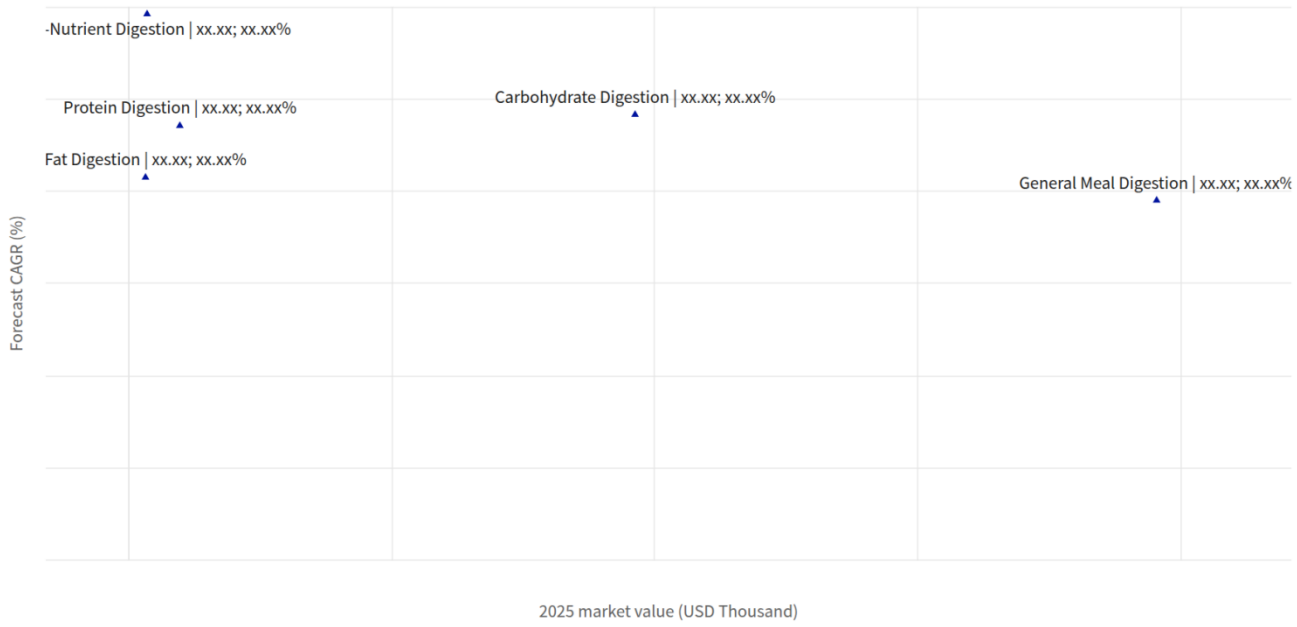

Table 37. Global Digestive Enzyme Supplements Market, by Digestive Use growth contribution, 2025-2032

Category	2025 value (USD Thousand)	2032 value (USD Thousand)	Added value (USD Thousand)	2025 share (%)	2032 share (%)	Change (pp)	Growth share (%)	CAGR (%)
Carbohydrate Digestion	xx.xx	xx.xx	xx.xx	xx.xx	xx.xx	xx.xx	xx.xx	xx.xx
Cross-Nutrient Digestion	xx.xx	xx.xx	xx.xx	xx.xx	xx.xx	xx.xx	xx.xx	xx.xx
Fat Digestion	xx.xx	xx.xx	xx.xx	xx.xx	xx.xx	xx.xx	xx.xx	xx.xx
General Meal Digestion	xx.xx	xx.xx	xx.xx	xx.xx	xx.xx	xx.xx	xx.xx	xx.xx
Protein Digestion	xx.xx	xx.xx	xx.xx	xx.xx	xx.xx	xx.xx	xx.xx	xx.xx
Scope total	**xx.xx**	**xx.xx**	**xx.xx**	**xx.xx**	**xx.xx**	**xx.xx**	**xx.xx**	**xx.xx**

Table 38. Global Digestive Enzyme Supplements Market Size, by Digestive Use, 2017-2032 (USD Thousand)

Digestive Use	2023	2024	2025	2026	2027	2032	CAGR (%)
Carbohydrate Digestion	xx.xx	xx.xx	xx.xx	xx.xx	xx.xx	xx.xx	xx.xx
Cross-Nutrient Digestion	xx.xx	xx.xx	xx.xx	xx.xx	xx.xx	xx.xx	xx.xx
Fat Digestion	xx.xx	xx.xx	xx.xx	xx.xx	xx.xx	xx.xx	xx.xx
General Meal Digestion	xx.xx	xx.xx	xx.xx	xx.xx	xx.xx	xx.xx	xx.xx
Protein Digestion	xx.xx	xx.xx	xx.xx	xx.xx	xx.xx	xx.xx	xx.xx
Total	**xx.xx**	**xx.xx**	**xx.xx**	**xx.xx**	**xx.xx**	**xx.xx**	**xx.xx**

Sources & Evidence

1. Structure/Function Claims
   · FDA distinguishes supplement structure/function claims from disease diagnosis, treatment, cure or prevention claims and requires truthful, nonmisleading substantiation.
   ([fda.gov](https://www.fda.gov/food/nutrition-food-labeling-and-critical-foods/structurefunction-claims))
2. LACTAID Fast Act Chewable Lactase Enzyme Supplements
   · The product is marketed around lactose and dairy, documenting its lactose-focused purchasing purpose.
   ([lactaid.com](https://www.lactaid.com/products/fast-act-chewables))
3. Which Digestive Enzymes Are Right for You?
   · Enzymedica positions Digest Basic and Digest Complete around everyday meals, separately from named food-targeted offerings.
   ([enzymedica.com](https://enzymedica.com/pages/which-digestive-enzymes-are-right-for-you))
4. Xylose Isomerase Supplement - Fructase | Intoleran
   · The official Fructase product page prominently targets fructose or fruit-sugar digestion; only its purchasing-purpose positioning is adopted.
   ([intoleran.com](https://www.intoleran.com/us/product/fructase-xx.xx-capsules/))
5. Starchway | Supplements for starch intolerance | Intoleran US
   · Intoleran's inspected Starchway assortment explicitly co-emphasizes sucrose and starch digestion, establishing the named commercial targets.
   ([intoleran.com](https://www.intoleran.com/us/product-category/starchway/))
6. No-Fenol - Houston Enzymes
   · Houston Enzymes positions No-Fenol around fruits, vegetables and plant fiber; effectiveness claims and operational details are not adopted.
   ([houston-enzymes.com](https://www.houston-enzymes.com/products/no-fenol))
7. FODZYME: FODMAP Digestive Enzymes for Fructans, GOS & Lactose
   · FODZYME names fructans, galacto-oligosaccharides and lactose as its targets, supporting combined carbohydrate positioning without universal coverage.
   ([fodzyme.com](https://fodzyme.com/products/fodzyme))
8. Gut & Protein Optimizer for Protein Absorption | Jarrow Formulas
   · Jarrow Formulas positions Gut & Protein Optimizer around protein-rich meals and snacks; absorption-performance claims are not adopted.
   ([jarrow.com](https://jarrow.com/products/gut-protein-optimizer))
9. Enzymedica | GlutenEase | Digestive Enzymes
   · GlutenEase foregrounds gluten and casein and expressly states that it does not replace a gluten-free diet for individuals with celiac disease.
   ([enzymedica.com](https://enzymedica.com/collections/all/products/glutenease))

10. Lypazyme - Houston Enzymes
    - Houston Enzymes prominently markets Lypazyme around high-fat meals, establishing a specialized fat-related purchasing purpose. ([houston-enzymes.com](https://www.houston-enzymes.com/products/lypazyme))
11. DairyAssist | Enzymes for Dairy Digestion
    - DairyAssist expressly co-emphasizes lactose and casein, providing a combined dairy-sugar and dairy-protein commercial proposition. ([enzymedica.com](https://enzymedica.com/collections/all/products/dairyassist-enzyme-digestion))
12. Digestive Enzymes
    - Taxonomy evidence: General digestive-aid and specific food-digestion purposes are distinguished. ([webprod.hc-sc.gc.ca](https://webprod.hc-sc.gc.ca/nhpid-bdipsn/atReq?atid=enzyme.multi&lang=eng))
    - Taxonomy evidence: The June xx.xx 2026 monograph distinguishes general digestive-aid, protein, lactose, fermentable-carbohydrate and high-fat-meal purposes for oral natural health products. ([webprod.hc-sc.gc.ca](https://webprod.hc-sc.gc.ca/nhpid-bdipsn/atReq?atid=enzyme.multi&lang=eng))

10.1. General Meal Digestion

Table 39. Global Digestive Enzyme Supplements Market Size, by General Meal Digestion, by Region, 2017-2032 (USD Thousand)

Region	2023	2024	2025	2026	2027	2032	CAGR (%)
Africa	xx.xx	xx.xx	xx.xx	xx.xx	xx.xx	xx.xx	xx.xx
Asia-Pacific	xx.xx	xx.xx	xx.xx	xx.xx	xx.xx	xx.xx	xx.xx
Europe	xx.xx	xx.xx	xx.xx	xx.xx	xx.xx	xx.xx	xx.xx
Latin America	xx.xx	xx.xx	xx.xx	xx.xx	xx.xx	xx.xx	xx.xx
Middle East	xx.xx	xx.xx	xx.xx	xx.xx	xx.xx	xx.xx	xx.xx
North America	xx.xx	xx.xx	xx.xx	xx.xx	xx.xx	xx.xx	xx.xx
Total	**xx.xx**	**xx.xx**	**xx.xx**	**xx.xx**	**xx.xx**	**xx.xx**	**xx.xx**

Table 40. Global Digestive Enzyme Supplements Market Size, by General Meal Digestion, by Group, 2017-2032 (USD Thousand)

Group	2023	2024	2025	2026	2027	2032	CAGR (%)
ASEAN	xx.xx	xx.xx	xx.xx	xx.xx	xx.xx	xx.xx	xx.xx
BRICS	xx.xx	xx.xx	xx.xx	xx.xx	xx.xx	xx.xx	xx.xx
European Union	xx.xx	xx.xx	xx.xx	xx.xx	xx.xx	xx.xx	xx.xx
G7	xx.xx	xx.xx	xx.xx	xx.xx	xx.xx	xx.xx	xx.xx
GCC	xx.xx	xx.xx	xx.xx	xx.xx	xx.xx	xx.xx	xx.xx
NATO	xx.xx	xx.xx	xx.xx	xx.xx	xx.xx	xx.xx	xx.xx

Table 41. Global Digestive Enzyme Supplements Market Size, by General Meal Digestion, by Country, 2017-2032 (USD Thousand)

Country	2023	2024	2025	2026	2027	2032	CAGR (%)
Australia	xx.xx	xx.xx	xx.xx	xx.xx	xx.xx	xx.xx	xx.xx
Brazil	xx.xx	xx.xx	xx.xx	xx.xx	xx.xx	xx.xx	xx.xx
Canada	xx.xx	xx.xx	xx.xx	xx.xx	xx.xx	xx.xx	xx.xx
China	xx.xx	xx.xx	xx.xx	xx.xx	xx.xx	xx.xx	xx.xx
France	xx.xx	xx.xx	xx.xx	xx.xx	xx.xx	xx.xx	xx.xx
Germany	xx.xx	xx.xx	xx.xx	xx.xx	xx.xx	xx.xx	xx.xx
India	xx.xx	xx.xx	xx.xx	xx.xx	xx.xx	xx.xx	xx.xx
Italy	xx.xx	xx.xx	xx.xx	xx.xx	xx.xx	xx.xx	xx.xx
Japan	xx.xx	xx.xx	xx.xx	xx.xx	xx.xx	xx.xx	xx.xx
Mexico	xx.xx	xx.xx	xx.xx	xx.xx	xx.xx	xx.xx	xx.xx
Russia	xx.xx	xx.xx	xx.xx	xx.xx	xx.xx	xx.xx	xx.xx
South Korea	xx.xx	xx.xx	xx.xx	xx.xx	xx.xx	xx.xx	xx.xx
Spain	xx.xx	xx.xx	xx.xx	xx.xx	xx.xx	xx.xx	xx.xx
United Kingdom	xx.xx	xx.xx	xx.xx	xx.xx	xx.xx	xx.xx	xx.xx
United States	xx.xx	xx.xx	xx.xx	xx.xx	xx.xx	xx.xx	xx.xx
Others	xx.xx	xx.xx	xx.xx	xx.xx	xx.xx	xx.xx	xx.xx
Total	**xx.xx**	**xx.xx**	**xx.xx**	**xx.xx**	**xx.xx**	**xx.xx**	**xx.xx**

Sources & Evidence

1. Digestive Enzymes
   - Taxonomy evidence: A general digestive-aid purpose is recognized. ([webprod.hc-sc.gc.ca](https://webprod.hc-sc.gc.ca/nhpid-bdipsn/atReq?atid=enzyme.multi&lang=eng))
   - Taxonomy evidence: The monograph permits general digestive-aid positioning, separately from its more specific purposes. ([webprod.hc-sc.gc.ca](https://webprod.hc-sc.gc.ca/nhpid-bdipsn/atReq?atid=enzyme.multi&lang=eng))
2. Which Digestive Enzymes Are Right for You?
   - Taxonomy evidence: The official commercial guide positions Digest Basic and Digest Complete for everyday mixed-food digestion, separately from food-targeted offerings. Only product positioning is used; leadership and efficacy claims are excluded. ([enzymedica.com](https://enzymedica.com/pages/which-digestive-enzymes-are-right-for-you))

10.2. Carbohydrate Digestion

Table 42. Global Digestive Enzyme Supplements Market, by Carbohydrate Digestion growth contribution, 2025-2032

Category	2025 value (USD Thousand)	2032 value (USD Thousand)	Added value (USD Thousand)	2025 share (%)	2032 share (%)	Change (pp)	Growth share (%)	CAGR (%)
Broad Carbohydrate Digestion	xx.xx	xx.xx	xx.xx	xx.xx	xx.xx	xx.xx	xx.xx	xx.xx
Fiber & Oligosaccharide Digestion	xx.xx	xx.xx	xx.xx	xx.xx	xx.xx	xx.xx	xx.xx	xx.xx
Fructose Digestion	xx.xx	xx.xx	xx.xx	xx.xx	xx.xx	xx.xx	xx.xx	xx.xx
Lactose Digestion	xx.xx	xx.xx	xx.xx	xx.xx	xx.xx	xx.xx	xx.xx	xx.xx
Sucrose & Starch Digestion	xx.xx	xx.xx	xx.xx	xx.xx	xx.xx	xx.xx	xx.xx	xx.xx
Scope total	**xx.xx**	**xx.xx**	**xx.xx**	**xx.xx**	**xx.xx**	**xx.xx**	**xx.xx**	**xx.xx**

Table 43. Global Digestive Enzyme Supplements Market Size, by Carbohydrate Digestion, by Region, 2017-2032 (USD Thousand)

Region	2023	2024	2025	2026	2027	2032	CAGR (%)
Africa	xx.xx	xx.xx	xx.xx	xx.xx	xx.xx	xx.xx	xx.xx
Asia-Pacific	xx.xx	xx.xx	xx.xx	xx.xx	xx.xx	xx.xx	xx.xx
Europe	xx.xx	xx.xx	xx.xx	xx.xx	xx.xx	xx.xx	xx.xx
Latin America	xx.xx	xx.xx	xx.xx	xx.xx	xx.xx	xx.xx	xx.xx
Middle East	xx.xx	xx.xx	xx.xx	xx.xx	xx.xx	xx.xx	xx.xx
North America	xx.xx	xx.xx	xx.xx	xx.xx	xx.xx	xx.xx	xx.xx
Total	**xx.xx**	**xx.xx**	**xx.xx**	**xx.xx**	**xx.xx**	**xx.xx**	**xx.xx**

Table 44. Global Digestive Enzyme Supplements Market Size, by Carbohydrate Digestion, by Group, 2017-2032 (USD Thousand)

Group	2023	2024	2025	2026	2027	2032	CAGR (%)
ASEAN	xx.xx	xx.xx	xx.xx	xx.xx	xx.xx	xx.xx	xx.xx
BRICS	xx.xx	xx.xx	xx.xx	xx.xx	xx.xx	xx.xx	xx.xx
European Union	xx.xx	xx.xx	xx.xx	xx.xx	xx.xx	xx.xx	xx.xx
G7	xx.xx	xx.xx	xx.xx	xx.xx	xx.xx	xx.xx	xx.xx
GCC	xx.xx	xx.xx	xx.xx	xx.xx	xx.xx	xx.xx	xx.xx
NATO	xx.xx	xx.xx	xx.xx	xx.xx	xx.xx	xx.xx	xx.xx

Table 45. Global Digestive Enzyme Supplements Market Size, by Carbohydrate Digestion, by Country, 2017-2032 (USD Thousand)

Country	2023	2024	2025	2026	2027	2032	CAGR (%)
Australia	xx.xx	xx.xx	xx.xx	xx.xx	xx.xx	xx.xx	xx.xx
Brazil	xx.xx	xx.xx	xx.xx	xx.xx	xx.xx	xx.xx	xx.xx
Canada	xx.xx	xx.xx	xx.xx	xx.xx	xx.xx	xx.xx	xx.xx
China	xx.xx	xx.xx	xx.xx	xx.xx	xx.xx	xx.xx	xx.xx
France	xx.xx	xx.xx	xx.xx	xx.xx	xx.xx	xx.xx	xx.xx
Germany	xx.xx	xx.xx	xx.xx	xx.xx	xx.xx	xx.xx	xx.xx
India	xx.xx	xx.xx	xx.xx	xx.xx	xx.xx	xx.xx	xx.xx
Italy	xx.xx	xx.xx	xx.xx	xx.xx	xx.xx	xx.xx	xx.xx
Japan	xx.xx	xx.xx	xx.xx	xx.xx	xx.xx	xx.xx	xx.xx
Mexico	xx.xx	xx.xx	xx.xx	xx.xx	xx.xx	xx.xx	xx.xx
Russia	xx.xx	xx.xx	xx.xx	xx.xx	xx.xx	xx.xx	xx.xx
South Korea	xx.xx	xx.xx	xx.xx	xx.xx	xx.xx	xx.xx	xx.xx
Spain	xx.xx	xx.xx	xx.xx	xx.xx	xx.xx	xx.xx	xx.xx
United Kingdom	xx.xx	xx.xx	xx.xx	xx.xx	xx.xx	xx.xx	xx.xx
United States	xx.xx	xx.xx	xx.xx	xx.xx	xx.xx	xx.xx	xx.xx
Others	xx.xx	xx.xx	xx.xx	xx.xx	xx.xx	xx.xx	xx.xx
Total	**xx.xx**	**xx.xx**	**xx.xx**	**xx.xx**	**xx.xx**	**xx.xx**	**xx.xx**

Sources & Evidence

1. Digestive Enzymes

   · Taxonomy evidence: Lactose and oligosaccharide-related purposes establish distinct carbohydrate-focused digestive positioning within the monograph. ([webprod.hc-sc.gc.ca](https://webprod.hc-sc.gc.ca/nhpid-bdipsn/atReq?atid=enzyme.multi&lang=eng))

10.2.1. Lactose Digestion

Table 46. Global Digestive Enzyme Supplements Market Size, by Lactose Digestion, by Region, 2017-2032 (USD Thousand)

Region	2023	2024	2025	2026	2027	2032	CAGR (%)
Africa	xx.xx	xx.xx	xx.xx	xx.xx	xx.xx	xx.xx	xx.xx
Asia-Pacific	xx.xx	xx.xx	xx.xx	xx.xx	xx.xx	xx.xx	xx.xx
Europe	xx.xx	xx.xx	xx.xx	xx.xx	xx.xx	xx.xx	xx.xx
Latin America	xx.xx	xx.xx	xx.xx	xx.xx	xx.xx	xx.xx	xx.xx
Middle East	xx.xx	xx.xx	xx.xx	xx.xx	xx.xx	xx.xx	xx.xx
North America	xx.xx	xx.xx	xx.xx	xx.xx	xx.xx	xx.xx	xx.xx
Total	**xx.xx**	**xx.xx**	**xx.xx**	**xx.xx**	**xx.xx**	**xx.xx**	**xx.xx**

Table 47. Global Digestive Enzyme Supplements Market Size, by Lactose Digestion, by Group, 2017-2032 (USD Thousand)

Group	2023	2024	2025	2026	2027	2032	CAGR (%)
ASEAN	xx.xx	xx.xx	xx.xx	xx.xx	xx.xx	xx.xx	xx.xx
BRICS	xx.xx	xx.xx	xx.xx	xx.xx	xx.xx	xx.xx	xx.xx
European Union	xx.xx	xx.xx	xx.xx	xx.xx	xx.xx	xx.xx	xx.xx
G7	xx.xx	xx.xx	xx.xx	xx.xx	xx.xx	xx.xx	xx.xx
GCC	xx.xx	xx.xx	xx.xx	xx.xx	xx.xx	xx.xx	xx.xx
NATO	xx.xx	xx.xx	xx.xx	xx.xx	xx.xx	xx.xx	xx.xx

Table 48. Global Digestive Enzyme Supplements Market Size, by Lactose Digestion, by Country, 2017-2032 (USD Thousand)

Country	2023	2024	2025	2026	2027	2032	CAGR (%)
Australia	xx.xx	xx.xx	xx.xx	xx.xx	xx.xx	xx.xx	xx.xx
Brazil	xx.xx	xx.xx	xx.xx	xx.xx	xx.xx	xx.xx	xx.xx
Canada	xx.xx	xx.xx	xx.xx	xx.xx	xx.xx	xx.xx	xx.xx
China	xx.xx	xx.xx	xx.xx	xx.xx	xx.xx	xx.xx	xx.xx
France	xx.xx	xx.xx	xx.xx	xx.xx	xx.xx	xx.xx	xx.xx
Germany	xx.xx	xx.xx	xx.xx	xx.xx	xx.xx	xx.xx	xx.xx
India	xx.xx	xx.xx	xx.xx	xx.xx	xx.xx	xx.xx	xx.xx
Italy	xx.xx	xx.xx	xx.xx	xx.xx	xx.xx	xx.xx	xx.xx
Japan	xx.xx	xx.xx	xx.xx	xx.xx	xx.xx	xx.xx	xx.xx
Mexico	xx.xx	xx.xx	xx.xx	xx.xx	xx.xx	xx.xx	xx.xx
Russia	xx.xx	xx.xx	xx.xx	xx.xx	xx.xx	xx.xx	xx.xx
South Korea	xx.xx	xx.xx	xx.xx	xx.xx	xx.xx	xx.xx	xx.xx
Spain	xx.xx	xx.xx	xx.xx	xx.xx	xx.xx	xx.xx	xx.xx
United Kingdom	xx.xx	xx.xx	xx.xx	xx.xx	xx.xx	xx.xx	xx.xx
United States	xx.xx	xx.xx	xx.xx	xx.xx	xx.xx	xx.xx	xx.xx
Others	xx.xx	xx.xx	xx.xx	xx.xx	xx.xx	xx.xx	xx.xx
Total	**xx.xx**	**xx.xx**	**xx.xx**	**xx.xx**	**xx.xx**	**xx.xx**	**xx.xx**

Sources & Evidence

1. Digestive Enzymes
   - Taxonomy evidence: Lactose-food digestion is an identified lactase purpose. ([webprod.hc-sc.gc.ca](https://webprod.hc-sc.gc.ca/nhpid-bdipsn/atReq?atid=enzyme.multi&lang=eng))
   - Taxonomy evidence: Lactase-containing products have an expressly identified lactose-food digestion purpose. ([webprod.hc-sc.gc.ca](https://webprod.hc-sc.gc.ca/nhpid-bdipsn/atReq?atid=enzyme.multi&lang=eng))
2. Treatment for Lactose Intolerance
   - Taxonomy evidence: NIDDK identifies consumer lactase products as a distinct lactose-related digestive category, including tablets; processing-only drops are not automatically included in this taxonomy. ([niddk.nih.gov](https://www.niddk.nih.gov/health-information/digestive-diseases/lactose-intolerance/treatment))

10.2.2. Broad Carbohydrate Digestion

Table 49. Global Digestive Enzyme Supplements Market Size, by Broad Carbohydrate Digestion, by Region, 2017-2032 (USD Thousand)

Region	2023	2024	2025	2026	2027	2032	CAGR (%)
Africa	xx.xx	xx.xx	xx.xx	xx.xx	xx.xx	xx.xx	xx.xx
Asia-Pacific	xx.xx	xx.xx	xx.xx	xx.xx	xx.xx	xx.xx	xx.xx
Europe	xx.xx	xx.xx	xx.xx	xx.xx	xx.xx	xx.xx	xx.xx
Latin America	xx.xx	xx.xx	xx.xx	xx.xx	xx.xx	xx.xx	xx.xx
Middle East	xx.xx	xx.xx	xx.xx	xx.xx	xx.xx	xx.xx	xx.xx
North America	xx.xx	xx.xx	xx.xx	xx.xx	xx.xx	xx.xx	xx.xx
Total	**xx.xx**	**xx.xx**	**xx.xx**	**xx.xx**	**xx.xx**	**xx.xx**	**xx.xx**

Table 50. Global Digestive Enzyme Supplements Market Size, by Broad Carbohydrate Digestion, by Group, 2017-2032 (USD Thousand)

Group	2023	2024	2025	2026	2027	2032	CAGR (%)
ASEAN	xx.xx	xx.xx	xx.xx	xx.xx	xx.xx	xx.xx	xx.xx
BRICS	xx.xx	xx.xx	xx.xx	xx.xx	xx.xx	xx.xx	xx.xx
European Union	xx.xx	xx.xx	xx.xx	xx.xx	xx.xx	xx.xx	xx.xx
G7	xx.xx	xx.xx	xx.xx	xx.xx	xx.xx	xx.xx	xx.xx
GCC	xx.xx	xx.xx	xx.xx	xx.xx	xx.xx	xx.xx	xx.xx
NATO	xx.xx	xx.xx	xx.xx	xx.xx	xx.xx	xx.xx	xx.xx

Table 51. Global Digestive Enzyme Supplements Market Size, by Broad Carbohydrate Digestion, by Country, 2017-2032 (USD Thousand)

Country	2023	2024	2025	2026	2027	2032	CAGR (%)
Australia	xx.xx	xx.xx	xx.xx	xx.xx	xx.xx	xx.xx	xx.xx
Brazil	xx.xx	xx.xx	xx.xx	xx.xx	xx.xx	xx.xx	xx.xx
Canada	xx.xx	xx.xx	xx.xx	xx.xx	xx.xx	xx.xx	xx.xx
China	xx.xx	xx.xx	xx.xx	xx.xx	xx.xx	xx.xx	xx.xx
France	xx.xx	xx.xx	xx.xx	xx.xx	xx.xx	xx.xx	xx.xx
Germany	xx.xx	xx.xx	xx.xx	xx.xx	xx.xx	xx.xx	xx.xx
India	xx.xx	xx.xx	xx.xx	xx.xx	xx.xx	xx.xx	xx.xx
Italy	xx.xx	xx.xx	xx.xx	xx.xx	xx.xx	xx.xx	xx.xx
Japan	xx.xx	xx.xx	xx.xx	xx.xx	xx.xx	xx.xx	xx.xx
Mexico	xx.xx	xx.xx	xx.xx	xx.xx	xx.xx	xx.xx	xx.xx
Russia	xx.xx	xx.xx	xx.xx	xx.xx	xx.xx	xx.xx	xx.xx
South Korea	xx.xx	xx.xx	xx.xx	xx.xx	xx.xx	xx.xx	xx.xx
Spain	xx.xx	xx.xx	xx.xx	xx.xx	xx.xx	xx.xx	xx.xx
United Kingdom	xx.xx	xx.xx	xx.xx	xx.xx	xx.xx	xx.xx	xx.xx
United States	xx.xx	xx.xx	xx.xx	xx.xx	xx.xx	xx.xx	xx.xx
Others	xx.xx	xx.xx	xx.xx	xx.xx	xx.xx	xx.xx	xx.xx
Total	**xx.xx**	**xx.xx**	**xx.xx**	**xx.xx**	**xx.xx**	**xx.xx**	**xx.xx**

Sources & Evidence

1. FODZYME®: FODMAP Digestive Enzymes for Fructans, GOS & Lactose

   · Taxonomy evidence: The official FODZYME page identifies a dietary supplement prominently co-targeting fructans, galacto-oligosaccharides and lactose. These targets support combined carbohydrate positioning, not a claim to address every FODMAP component. ([fodzyme.com](https://fodzyme.com/products/fodzyme))

10.2.3. Fiber & Oligosaccharide Digestion

Table 52. Global Digestive Enzyme Supplements Market Size, by Fiber & Oligosaccharide Digestion, by Region, 2017-2032 (USD Thousand)

Region	2023	2024	2025	2026	2027	2032	CAGR (%)
Africa	xx.xx	xx.xx	xx.xx	xx.xx	xx.xx	xx.xx	xx.xx
Asia-Pacific	xx.xx	xx.xx	xx.xx	xx.xx	xx.xx	xx.xx	xx.xx
Europe	xx.xx	xx.xx	xx.xx	xx.xx	xx.xx	xx.xx	xx.xx
Latin America	xx.xx	xx.xx	xx.xx	xx.xx	xx.xx	xx.xx	xx.xx
Middle East	xx.xx	xx.xx	xx.xx	xx.xx	xx.xx	xx.xx	xx.xx
North America	xx.xx	xx.xx	xx.xx	xx.xx	xx.xx	xx.xx	xx.xx
Total	**xx.xx**	**xx.xx**	**xx.xx**	**xx.xx**	**xx.xx**	**xx.xx**	**xx.xx**

Table 53. Global Digestive Enzyme Supplements Market Size, by Fiber & Oligosaccharide Digestion, by Group, 2017-2032 (USD Thousand)

Group	2023	2024	2025	2026	2027	2032	CAGR (%)
ASEAN	xx.xx	xx.xx	xx.xx	xx.xx	xx.xx	xx.xx	xx.xx
BRICS	xx.xx	xx.xx	xx.xx	xx.xx	xx.xx	xx.xx	xx.xx
European Union	xx.xx	xx.xx	xx.xx	xx.xx	xx.xx	xx.xx	xx.xx
G7	xx.xx	xx.xx	xx.xx	xx.xx	xx.xx	xx.xx	xx.xx
GCC	xx.xx	xx.xx	xx.xx	xx.xx	xx.xx	xx.xx	xx.xx
NATO	xx.xx	xx.xx	xx.xx	xx.xx	xx.xx	xx.xx	xx.xx

Table 54. Global Digestive Enzyme Supplements Market Size, by Fiber & Oligosaccharide Digestion, by Country, 2017-2032 (USD Thousand)

Country	2023	2024	2025	2026	2027	2032	CAGR (%)
Australia	xx.xx	xx.xx	xx.xx	xx.xx	xx.xx	xx.xx	xx.xx
Brazil	xx.xx	xx.xx	xx.xx	xx.xx	xx.xx	xx.xx	xx.xx
Canada	xx.xx	xx.xx	xx.xx	xx.xx	xx.xx	xx.xx	xx.xx
China	xx.xx	xx.xx	xx.xx	xx.xx	xx.xx	xx.xx	xx.xx
France	xx.xx	xx.xx	xx.xx	xx.xx	xx.xx	xx.xx	xx.xx
Germany	xx.xx	xx.xx	xx.xx	xx.xx	xx.xx	xx.xx	xx.xx
India	xx.xx	xx.xx	xx.xx	xx.xx	xx.xx	xx.xx	xx.xx
Italy	xx.xx	xx.xx	xx.xx	xx.xx	xx.xx	xx.xx	xx.xx
Japan	xx.xx	xx.xx	xx.xx	xx.xx	xx.xx	xx.xx	xx.xx
Mexico	xx.xx	xx.xx	xx.xx	xx.xx	xx.xx	xx.xx	xx.xx
Russia	xx.xx	xx.xx	xx.xx	xx.xx	xx.xx	xx.xx	xx.xx
South Korea	xx.xx	xx.xx	xx.xx	xx.xx	xx.xx	xx.xx	xx.xx
Spain	xx.xx	xx.xx	xx.xx	xx.xx	xx.xx	xx.xx	xx.xx
United Kingdom	xx.xx	xx.xx	xx.xx	xx.xx	xx.xx	xx.xx	xx.xx
United States	xx.xx	xx.xx	xx.xx	xx.xx	xx.xx	xx.xx	xx.xx
Others	xx.xx	xx.xx	xx.xx	xx.xx	xx.xx	xx.xx	xx.xx
Total	**xx.xx**	**xx.xx**	**xx.xx**	**xx.xx**	**xx.xx**	**xx.xx**	**xx.xx**

Sources & Evidence

1. Digestive Enzymes
   - Taxonomy evidence: Oligosaccharide-related meal positioning is an identified purpose. ([webprod.hc-sc.gc.ca](https://webprod.hc-sc.gc.ca/nhpid-bdipsn/atReq?atid=enzyme.multi&lang=eng))
   - Taxonomy evidence: Alpha-galactosidase products have oligosaccharide and fermentable-carbohydrate meal-related purposes, including vegetables, legumes and grains. ([webprod.hc-sc.gc.ca](https://webprod.hc-sc.gc.ca/nhpid-bdipsn/atReq?atid=enzyme.multi&lang=eng))
2. No-Fenol - Houston Enzymes
   - Taxonomy evidence: The official No-Fenol product page prominently positions the finished supplement for fruit and vegetable digestion and plant-fiber-related support. Biological mechanisms and efficacy claims are not adopted. ([houston-enzymes.com](https://www.houston-enzymes.com/products/no-fenol))

10.2.4. Fructose Digestion

Table 55. Global Digestive Enzyme Supplements Market Size, by Fructose Digestion, by Region, 2017-2032 (USD Thousand)

Region	2023	2024	2025	2026	2027	2032	CAGR (%)
Africa	xx.xx	xx.xx	xx.xx	xx.xx	xx.xx	xx.xx	xx.xx
Asia-Pacific	xx.xx	xx.xx	xx.xx	xx.xx	xx.xx	xx.xx	xx.xx
Europe	xx.xx	xx.xx	xx.xx	xx.xx	xx.xx	xx.xx	xx.xx
Latin America	xx.xx	xx.xx	xx.xx	xx.xx	xx.xx	xx.xx	xx.xx
Middle East	xx.xx	xx.xx	xx.xx	xx.xx	xx.xx	xx.xx	xx.xx
North America	xx.xx	xx.xx	xx.xx	xx.xx	xx.xx	xx.xx	xx.xx
Total	**xx.xx**	**xx.xx**	**xx.xx**	**xx.xx**	**xx.xx**	**xx.xx**	**xx.xx**

Table 56. Global Digestive Enzyme Supplements Market Size, by Fructose Digestion, by Group, 2017-2032 (USD Thousand)

Group	2023	2024	2025	2026	2027	2032	CAGR (%)
ASEAN	xx.xx	xx.xx	xx.xx	xx.xx	xx.xx	xx.xx	xx.xx
BRICS	xx.xx	xx.xx	xx.xx	xx.xx	xx.xx	xx.xx	xx.xx
European Union	xx.xx	xx.xx	xx.xx	xx.xx	xx.xx	xx.xx	xx.xx
G7	xx.xx	xx.xx	xx.xx	xx.xx	xx.xx	xx.xx	xx.xx
GCC	xx.xx	xx.xx	xx.xx	xx.xx	xx.xx	xx.xx	xx.xx
NATO	xx.xx	xx.xx	xx.xx	xx.xx	xx.xx	xx.xx	xx.xx

Table 57. Global Digestive Enzyme Supplements Market Size, by Fructose Digestion, by Country, 2017-2032 (USD Thousand)

Country	2023	2024	2025	2026	2027	2032	CAGR (%)
Australia	xx.xx	xx.xx	xx.xx	xx.xx	xx.xx	xx.xx	xx.xx
Brazil	xx.xx	xx.xx	xx.xx	xx.xx	xx.xx	xx.xx	xx.xx
Canada	xx.xx	xx.xx	xx.xx	xx.xx	xx.xx	xx.xx	xx.xx
China	xx.xx	xx.xx	xx.xx	xx.xx	xx.xx	xx.xx	xx.xx
France	xx.xx	xx.xx	xx.xx	xx.xx	xx.xx	xx.xx	xx.xx
Germany	xx.xx	xx.xx	xx.xx	xx.xx	xx.xx	xx.xx	xx.xx
India	xx.xx	xx.xx	xx.xx	xx.xx	xx.xx	xx.xx	xx.xx
Italy	xx.xx	xx.xx	xx.xx	xx.xx	xx.xx	xx.xx	xx.xx
Japan	xx.xx	xx.xx	xx.xx	xx.xx	xx.xx	xx.xx	xx.xx
Mexico	xx.xx	xx.xx	xx.xx	xx.xx	xx.xx	xx.xx	xx.xx
Russia	xx.xx	xx.xx	xx.xx	xx.xx	xx.xx	xx.xx	xx.xx
South Korea	xx.xx	xx.xx	xx.xx	xx.xx	xx.xx	xx.xx	xx.xx
Spain	xx.xx	xx.xx	xx.xx	xx.xx	xx.xx	xx.xx	xx.xx
United Kingdom	xx.xx	xx.xx	xx.xx	xx.xx	xx.xx	xx.xx	xx.xx
United States	xx.xx	xx.xx	xx.xx	xx.xx	xx.xx	xx.xx	xx.xx
Others	xx.xx	xx.xx	xx.xx	xx.xx	xx.xx	xx.xx	xx.xx
Total	**xx.xx**	**xx.xx**	**xx.xx**	**xx.xx**	**xx.xx**	**xx.xx**	**xx.xx**

Sources & Evidence

1. Summary of applications and notifications

   · Taxonomy evidence: The European Commission application index lists a 2023 xylose-isomerase application associated with Intoleran Digestive Experts. Application listing does not establish authorization of a finished Fructase presentation; the category's jurisdiction-specific inclusion remains unresolved. ([food.ec.europa.eu](https://food.ec.europa.eu/food-safety/novel-food/authorisations/summary-applications-and-notifications_en))

2. Xylose Isomerase Supplement - Fructase 36 capsules | Intoleran

   · Taxonomy evidence: The specific Fructase commercial page prominently targets fructose or fruit-sugar digestion, establishing marketed positioning distinct from fructan and lactose purposes. ([intoleran.com](https://www.intoleran.com/us/product/fructase-xx.xx-capsules/))

3. Customs declaration product Fructase

   · Taxonomy evidence: The supplier's public declaration describes Fructase as an EU food supplement for fructose digestion. This is manufacturer-reported classification, not an independent regulatory determination. ([intoleran.com](https://www.intoleran.com/nl/wp-content/uploads/sites/xx.xx/2025/xx.xx/customs-declaration-Intoleran-fructase.pdf))

10.2.5. Sucrose & Starch Digestion

Table 58. Global Digestive Enzyme Supplements Market Size, by Sucrose & Starch Digestion, by Region, 2017-2032 (USD Thousand)

Region	2023	2024	2025	2026	2027	2032	CAGR (%)
Africa	xx.xx	xx.xx	xx.xx	xx.xx	xx.xx	xx.xx	xx.xx
Asia-Pacific	xx.xx	xx.xx	xx.xx	xx.xx	xx.xx	xx.xx	xx.xx
Europe	xx.xx	xx.xx	xx.xx	xx.xx	xx.xx	xx.xx	xx.xx
Latin America	xx.xx	xx.xx	xx.xx	xx.xx	xx.xx	xx.xx	xx.xx
Middle East	xx.xx	xx.xx	xx.xx	xx.xx	xx.xx	xx.xx	xx.xx
North America	xx.xx	xx.xx	xx.xx	xx.xx	xx.xx	xx.xx	xx.xx
Total	**xx.xx**	**xx.xx**	**xx.xx**	**xx.xx**	**xx.xx**	**xx.xx**	**xx.xx**

Table 59. Global Digestive Enzyme Supplements Market Size, by Sucrose & Starch Digestion, by Group, 2017-2032 (USD Thousand)

Group	2023	2024	2025	2026	2027	2032	CAGR (%)
ASEAN	xx.xx	xx.xx	xx.xx	xx.xx	xx.xx	xx.xx	xx.xx
BRICS	xx.xx	xx.xx	xx.xx	xx.xx	xx.xx	xx.xx	xx.xx
European Union	xx.xx	xx.xx	xx.xx	xx.xx	xx.xx	xx.xx	xx.xx
G7	xx.xx	xx.xx	xx.xx	xx.xx	xx.xx	xx.xx	xx.xx
GCC	xx.xx	xx.xx	xx.xx	xx.xx	xx.xx	xx.xx	xx.xx
NATO	xx.xx	xx.xx	xx.xx	xx.xx	xx.xx	xx.xx	xx.xx

Table 60. Global Digestive Enzyme Supplements Market Size, by Sucrose & Starch Digestion, by Country, 2017-2032 (USD Thousand)

Country	2023	2024	2025	2026	2027	2032	CAGR (%)
Australia	xx.xx	xx.xx	xx.xx	xx.xx	xx.xx	xx.xx	xx.xx
Brazil	xx.xx	xx.xx	xx.xx	xx.xx	xx.xx	xx.xx	xx.xx
Canada	xx.xx	xx.xx	xx.xx	xx.xx	xx.xx	xx.xx	xx.xx
China	xx.xx	xx.xx	xx.xx	xx.xx	xx.xx	xx.xx	xx.xx
France	xx.xx	xx.xx	xx.xx	xx.xx	xx.xx	xx.xx	xx.xx
Germany	xx.xx	xx.xx	xx.xx	xx.xx	xx.xx	xx.xx	xx.xx
India	xx.xx	xx.xx	xx.xx	xx.xx	xx.xx	xx.xx	xx.xx
Italy	xx.xx	xx.xx	xx.xx	xx.xx	xx.xx	xx.xx	xx.xx
Japan	xx.xx	xx.xx	xx.xx	xx.xx	xx.xx	xx.xx	xx.xx
Mexico	xx.xx	xx.xx	xx.xx	xx.xx	xx.xx	xx.xx	xx.xx
Russia	xx.xx	xx.xx	xx.xx	xx.xx	xx.xx	xx.xx	xx.xx
South Korea	xx.xx	xx.xx	xx.xx	xx.xx	xx.xx	xx.xx	xx.xx
Spain	xx.xx	xx.xx	xx.xx	xx.xx	xx.xx	xx.xx	xx.xx
United Kingdom	xx.xx	xx.xx	xx.xx	xx.xx	xx.xx	xx.xx	xx.xx
United States	xx.xx	xx.xx	xx.xx	xx.xx	xx.xx	xx.xx	xx.xx
Others	xx.xx	xx.xx	xx.xx	xx.xx	xx.xx	xx.xx	xx.xx
Total	**xx.xx**	**xx.xx**	**xx.xx**	**xx.xx**	**xx.xx**	**xx.xx**	**xx.xx**

Sources & Evidence

1. Starch Digestive Enzymes - Starchway 50 capsules | Intoleran

   · Taxonomy evidence: The specific Starchway product page jointly emphasizes sucrose and starch digestion as its commercial purpose. Its claims are treated as positioning, not disease-treatment authorization. ([intoleran.com](https://www.intoleran.com/us/product/starchway-xx.xx-capsules/))

10.3. Protein Digestion

Table 61. Global Digestive Enzyme Supplements Market, by Protein Digestion growth contribution, 2025-2032

Category	2025 value (USD Thousand)	2032 value (USD Thousand)	Added value (USD Thousand)	2025 share (%)	2032 share (%)	Change (pp)	Growth share (%)	CAGR (%)
General Protein Digestion	xx.xx	xx.xx	xx.xx	xx.xx	xx.xx	xx.xx	xx.xx	xx.xx
Gluten & Casein Digestion	xx.xx	xx.xx	xx.xx	xx.xx	xx.xx	xx.xx	xx.xx	xx.xx
Scope total	**xx.xx**	**xx.xx**	**xx.xx**	**xx.xx**	**xx.xx**	**xx.xx**	**xx.xx**	**xx.xx**

Table 62. Global Digestive Enzyme Supplements Market Size, by Protein Digestion, by Region, 2017-2032 (USD Thousand)

Region	2023	2024	2025	2026	2027	2032	CAGR (%)
Africa	xx.xx	xx.xx	xx.xx	xx.xx	xx.xx	xx.xx	xx.xx
Asia-Pacific	xx.xx	xx.xx	xx.xx	xx.xx	xx.xx	xx.xx	xx.xx
Europe	xx.xx	xx.xx	xx.xx	xx.xx	xx.xx	xx.xx	xx.xx
Latin America	xx.xx	xx.xx	xx.xx	xx.xx	xx.xx	xx.xx	xx.xx
Middle East	xx.xx	xx.xx	xx.xx	xx.xx	xx.xx	xx.xx	xx.xx
North America	xx.xx	xx.xx	xx.xx	xx.xx	xx.xx	xx.xx	xx.xx
Total	**xx.xx**	**xx.xx**	**xx.xx**	**xx.xx**	**xx.xx**	**xx.xx**	**xx.xx**

Table 63. Global Digestive Enzyme Supplements Market Size, by Protein Digestion, by Group, 2017-2032 (USD Thousand)

Group	2023	2024	2025	2026	2027	2032	CAGR (%)
ASEAN	xx.xx	xx.xx	xx.xx	xx.xx	xx.xx	xx.xx	xx.xx
BRICS	xx.xx	xx.xx	xx.xx	xx.xx	xx.xx	xx.xx	xx.xx
European Union	xx.xx	xx.xx	xx.xx	xx.xx	xx.xx	xx.xx	xx.xx
G7	xx.xx	xx.xx	xx.xx	xx.xx	xx.xx	xx.xx	xx.xx
GCC	xx.xx	xx.xx	xx.xx	xx.xx	xx.xx	xx.xx	xx.xx
NATO	xx.xx	xx.xx	xx.xx	xx.xx	xx.xx	xx.xx	xx.xx

Table 64. Global Digestive Enzyme Supplements Market Size, by Protein Digestion, by Country, 2017-2032 (USD Thousand)

Country	2023	2024	2025	2026	2027	2032	CAGR (%)
Australia	xx.xx	xx.xx	xx.xx	xx.xx	xx.xx	xx.xx	xx.xx
Brazil	xx.xx	xx.xx	xx.xx	xx.xx	xx.xx	xx.xx	xx.xx
Canada	xx.xx	xx.xx	xx.xx	xx.xx	xx.xx	xx.xx	xx.xx
China	xx.xx	xx.xx	xx.xx	xx.xx	xx.xx	xx.xx	xx.xx
France	xx.xx	xx.xx	xx.xx	xx.xx	xx.xx	xx.xx	xx.xx
Germany	xx.xx	xx.xx	xx.xx	xx.xx	xx.xx	xx.xx	xx.xx
India	xx.xx	xx.xx	xx.xx	xx.xx	xx.xx	xx.xx	xx.xx
Italy	xx.xx	xx.xx	xx.xx	xx.xx	xx.xx	xx.xx	xx.xx
Japan	xx.xx	xx.xx	xx.xx	xx.xx	xx.xx	xx.xx	xx.xx
Mexico	xx.xx	xx.xx	xx.xx	xx.xx	xx.xx	xx.xx	xx.xx
Russia	xx.xx	xx.xx	xx.xx	xx.xx	xx.xx	xx.xx	xx.xx
South Korea	xx.xx	xx.xx	xx.xx	xx.xx	xx.xx	xx.xx	xx.xx
Spain	xx.xx	xx.xx	xx.xx	xx.xx	xx.xx	xx.xx	xx.xx
United Kingdom	xx.xx	xx.xx	xx.xx	xx.xx	xx.xx	xx.xx	xx.xx
United States	xx.xx	xx.xx	xx.xx	xx.xx	xx.xx	xx.xx	xx.xx
Others	xx.xx	xx.xx	xx.xx	xx.xx	xx.xx	xx.xx	xx.xx
Total	**xx.xx**	**xx.xx**	**xx.xx**	**xx.xx**	**xx.xx**	**xx.xx**	**xx.xx**

Sources & Evidence

1. Digestive Enzymes
   - Taxonomy evidence: Protein digestion is a separately identified purpose. ([webprod.hc-sc.gc.ca](https://webprod.hc-sc.gc.ca/nhpid-bdipsn/atReq?atid=enzyme.multi&lang=eng))
   - Taxonomy evidence: Protease-containing products have a distinct protein-digestion labeling purpose. ([webprod.hc-sc.gc.ca](https://webprod.hc-sc.gc.ca/nhpid-bdipsn/atReq?atid=enzyme.multi&lang=eng))

10.3.1. Gluten & Casein Digestion

Table 65. Global Digestive Enzyme Supplements Market Size, by Gluten & Casein Digestion, by Region, 2017-2032 (USD Thousand)

Region	2023	2024	2025	2026	2027	2032	CAGR (%)
Africa	xx.xx	xx.xx	xx.xx	xx.xx	xx.xx	xx.xx	xx.xx
Asia-Pacific	xx.xx	xx.xx	xx.xx	xx.xx	xx.xx	xx.xx	xx.xx
Europe	xx.xx	xx.xx	xx.xx	xx.xx	xx.xx	xx.xx	xx.xx
Latin America	xx.xx	xx.xx	xx.xx	xx.xx	xx.xx	xx.xx	xx.xx
Middle East	xx.xx	xx.xx	xx.xx	xx.xx	xx.xx	xx.xx	xx.xx
North America	xx.xx	xx.xx	xx.xx	xx.xx	xx.xx	xx.xx	xx.xx
Total	**xx.xx**	**xx.xx**	**xx.xx**	**xx.xx**	**xx.xx**	**xx.xx**	**xx.xx**

Table 66. Global Digestive Enzyme Supplements Market Size, by Gluten & Casein Digestion, by Group, 2017-2032 (USD Thousand)

Group	2023	2024	2025	2026	2027	2032	CAGR (%)
ASEAN	xx.xx	xx.xx	xx.xx	xx.xx	xx.xx	xx.xx	xx.xx
BRICS	xx.xx	xx.xx	xx.xx	xx.xx	xx.xx	xx.xx	xx.xx
European Union	xx.xx	xx.xx	xx.xx	xx.xx	xx.xx	xx.xx	xx.xx
G7	xx.xx	xx.xx	xx.xx	xx.xx	xx.xx	xx.xx	xx.xx
GCC	xx.xx	xx.xx	xx.xx	xx.xx	xx.xx	xx.xx	xx.xx
NATO	xx.xx	xx.xx	xx.xx	xx.xx	xx.xx	xx.xx	xx.xx

Table 67. Global Digestive Enzyme Supplements Market Size, by Gluten & Casein Digestion, by Country, 2017-2032 (USD Thousand)

Country	2023	2024	2025	2026	2027	2032	CAGR (%)
Australia	xx.xx	xx.xx	xx.xx	xx.xx	xx.xx	xx.xx	xx.xx
Brazil	xx.xx	xx.xx	xx.xx	xx.xx	xx.xx	xx.xx	xx.xx
Canada	xx.xx	xx.xx	xx.xx	xx.xx	xx.xx	xx.xx	xx.xx
China	xx.xx	xx.xx	xx.xx	xx.xx	xx.xx	xx.xx	xx.xx
France	xx.xx	xx.xx	xx.xx	xx.xx	xx.xx	xx.xx	xx.xx
Germany	xx.xx	xx.xx	xx.xx	xx.xx	xx.xx	xx.xx	xx.xx
India	xx.xx	xx.xx	xx.xx	xx.xx	xx.xx	xx.xx	xx.xx
Italy	xx.xx	xx.xx	xx.xx	xx.xx	xx.xx	xx.xx	xx.xx
Japan	xx.xx	xx.xx	xx.xx	xx.xx	xx.xx	xx.xx	xx.xx
Mexico	xx.xx	xx.xx	xx.xx	xx.xx	xx.xx	xx.xx	xx.xx
Russia	xx.xx	xx.xx	xx.xx	xx.xx	xx.xx	xx.xx	xx.xx
South Korea	xx.xx	xx.xx	xx.xx	xx.xx	xx.xx	xx.xx	xx.xx
Spain	xx.xx	xx.xx	xx.xx	xx.xx	xx.xx	xx.xx	xx.xx
United Kingdom	xx.xx	xx.xx	xx.xx	xx.xx	xx.xx	xx.xx	xx.xx
United States	xx.xx	xx.xx	xx.xx	xx.xx	xx.xx	xx.xx	xx.xx
Others	xx.xx	xx.xx	xx.xx	xx.xx	xx.xx	xx.xx	xx.xx
Total	**xx.xx**	**xx.xx**	**xx.xx**	**xx.xx**	**xx.xx**	**xx.xx**	**xx.xx**

Sources & Evidence

1. Enzymedica® | GlutenEase™ | Digestive Enzymes

   · Taxonomy evidence: The official GlutenEase page prominently identifies gluten and casein as commercial targets and states that the product does not replace a gluten-free diet for celiac disease. Positioning alone is evidenced. ([enzymedica.com](https://enzymedica.com/collections/all/products/glutenease))

10.3.2. General Protein Digestion

Table 68. Global Digestive Enzyme Supplements Market Size, by General Protein Digestion, by Region, 2017-2032 (USD Thousand)

Region	2023	2024	2025	2026	2027	2032	CAGR (%)
Africa	xx.xx	xx.xx	xx.xx	xx.xx	xx.xx	xx.xx	xx.xx
Asia-Pacific	xx.xx	xx.xx	xx.xx	xx.xx	xx.xx	xx.xx	xx.xx
Europe	xx.xx	xx.xx	xx.xx	xx.xx	xx.xx	xx.xx	xx.xx
Latin America	xx.xx	xx.xx	xx.xx	xx.xx	xx.xx	xx.xx	xx.xx
Middle East	xx.xx	xx.xx	xx.xx	xx.xx	xx.xx	xx.xx	xx.xx
North America	xx.xx	xx.xx	xx.xx	xx.xx	xx.xx	xx.xx	xx.xx
Total	**xx.xx**	**xx.xx**	**xx.xx**	**xx.xx**	**xx.xx**	**xx.xx**	**xx.xx**

Table 69. Global Digestive Enzyme Supplements Market Size, by General Protein Digestion, by Group, 2017-2032 (USD Thousand)

Group	2023	2024	2025	2026	2027	2032	CAGR (%)
ASEAN	xx.xx	xx.xx	xx.xx	xx.xx	xx.xx	xx.xx	xx.xx
BRICS	xx.xx	xx.xx	xx.xx	xx.xx	xx.xx	xx.xx	xx.xx
European Union	xx.xx	xx.xx	xx.xx	xx.xx	xx.xx	xx.xx	xx.xx
G7	xx.xx	xx.xx	xx.xx	xx.xx	xx.xx	xx.xx	xx.xx
GCC	xx.xx	xx.xx	xx.xx	xx.xx	xx.xx	xx.xx	xx.xx
NATO	xx.xx	xx.xx	xx.xx	xx.xx	xx.xx	xx.xx	xx.xx

Table 70. Global Digestive Enzyme Supplements Market Size, by General Protein Digestion, by Country, 2017-2032 (USD Thousand)

Country	2023	2024	2025	2026	2027	2032	CAGR (%)
Australia	xx.xx	xx.xx	xx.xx	xx.xx	xx.xx	xx.xx	xx.xx
Brazil	xx.xx	xx.xx	xx.xx	xx.xx	xx.xx	xx.xx	xx.xx
Canada	xx.xx	xx.xx	xx.xx	xx.xx	xx.xx	xx.xx	xx.xx
China	xx.xx	xx.xx	xx.xx	xx.xx	xx.xx	xx.xx	xx.xx
France	xx.xx	xx.xx	xx.xx	xx.xx	xx.xx	xx.xx	xx.xx
Germany	xx.xx	xx.xx	xx.xx	xx.xx	xx.xx	xx.xx	xx.xx
India	xx.xx	xx.xx	xx.xx	xx.xx	xx.xx	xx.xx	xx.xx
Italy	xx.xx	xx.xx	xx.xx	xx.xx	xx.xx	xx.xx	xx.xx
Japan	xx.xx	xx.xx	xx.xx	xx.xx	xx.xx	xx.xx	xx.xx
Mexico	xx.xx	xx.xx	xx.xx	xx.xx	xx.xx	xx.xx	xx.xx
Russia	xx.xx	xx.xx	xx.xx	xx.xx	xx.xx	xx.xx	xx.xx
South Korea	xx.xx	xx.xx	xx.xx	xx.xx	xx.xx	xx.xx	xx.xx
Spain	xx.xx	xx.xx	xx.xx	xx.xx	xx.xx	xx.xx	xx.xx
United Kingdom	xx.xx	xx.xx	xx.xx	xx.xx	xx.xx	xx.xx	xx.xx
United States	xx.xx	xx.xx	xx.xx	xx.xx	xx.xx	xx.xx	xx.xx
Others	xx.xx	xx.xx	xx.xx	xx.xx	xx.xx	xx.xx	xx.xx
Total	**xx.xx**	**xx.xx**	**xx.xx**	**xx.xx**	**xx.xx**	**xx.xx**	**xx.xx**

Sources & Evidence

1. Digestive Enzymes
   - Taxonomy evidence: The protein-digestion purpose is stated generally, without restricting it to gluten or casein. ([webprod.hc-sc.gc.ca](https://webprod.hc-sc.gc.ca/nhpid-bdipsn/atReq?atid=enzyme.multi&lang=eng))
2. Gut & Protein Optimizer for Protein Absorption | Jarrow Formulas
   - Taxonomy evidence: The official Gut & Protein Optimizer page expressly positions the finished digestive-enzyme combination for protein-rich meals, snacks and high-protein diets. Absorption-performance claims are not independently verified. ([jarrow.com](https://jarrow.com/products/gut-protein-optimizer))

10.4. Cross-Nutrient Digestion

Table 71. Global Digestive Enzyme Supplements Market Size, by Cross-Nutrient Digestion, by Region, 2017-2032 (USD Thousand)

Region	2023	2024	2025	2026	2027	2032	CAGR (%)
Africa	xx.xx	xx.xx	xx.xx	xx.xx	xx.xx	xx.xx	xx.xx
Asia-Pacific	xx.xx	xx.xx	xx.xx	xx.xx	xx.xx	xx.xx	xx.xx
Europe	xx.xx	xx.xx	xx.xx	xx.xx	xx.xx	xx.xx	xx.xx
Latin America	xx.xx	xx.xx	xx.xx	xx.xx	xx.xx	xx.xx	xx.xx
Middle East	xx.xx	xx.xx	xx.xx	xx.xx	xx.xx	xx.xx	xx.xx
North America	xx.xx	xx.xx	xx.xx	xx.xx	xx.xx	xx.xx	xx.xx
Total	**xx.xx**	**xx.xx**	**xx.xx**	**xx.xx**	**xx.xx**	**xx.xx**	**xx.xx**

Table 72. Global Digestive Enzyme Supplements Market Size, by Cross-Nutrient Digestion, by Group, 2017-2032 (USD Thousand)

Group	2023	2024	2025	2026	2027	2032	CAGR (%)
ASEAN	xx.xx	xx.xx	xx.xx	xx.xx	xx.xx	xx.xx	xx.xx
BRICS	xx.xx	xx.xx	xx.xx	xx.xx	xx.xx	xx.xx	xx.xx
European Union	xx.xx	xx.xx	xx.xx	xx.xx	xx.xx	xx.xx	xx.xx
G7	xx.xx	xx.xx	xx.xx	xx.xx	xx.xx	xx.xx	xx.xx
GCC	xx.xx	xx.xx	xx.xx	xx.xx	xx.xx	xx.xx	xx.xx
NATO	xx.xx	xx.xx	xx.xx	xx.xx	xx.xx	xx.xx	xx.xx

Table 73. Global Digestive Enzyme Supplements Market Size, by Cross-Nutrient Digestion, by Country, 2017-2032 (USD Thousand)

Country	2023	2024	2025	2026	2027	2032	CAGR (%)
Australia	xx.xx	xx.xx	xx.xx	xx.xx	xx.xx	xx.xx	xx.xx
Brazil	xx.xx	xx.xx	xx.xx	xx.xx	xx.xx	xx.xx	xx.xx
Canada	xx.xx	xx.xx	xx.xx	xx.xx	xx.xx	xx.xx	xx.xx
China	xx.xx	xx.xx	xx.xx	xx.xx	xx.xx	xx.xx	xx.xx
France	xx.xx	xx.xx	xx.xx	xx.xx	xx.xx	xx.xx	xx.xx
Germany	xx.xx	xx.xx	xx.xx	xx.xx	xx.xx	xx.xx	xx.xx
India	xx.xx	xx.xx	xx.xx	xx.xx	xx.xx	xx.xx	xx.xx
Italy	xx.xx	xx.xx	xx.xx	xx.xx	xx.xx	xx.xx	xx.xx
Japan	xx.xx	xx.xx	xx.xx	xx.xx	xx.xx	xx.xx	xx.xx
Mexico	xx.xx	xx.xx	xx.xx	xx.xx	xx.xx	xx.xx	xx.xx
Russia	xx.xx	xx.xx	xx.xx	xx.xx	xx.xx	xx.xx	xx.xx
South Korea	xx.xx	xx.xx	xx.xx	xx.xx	xx.xx	xx.xx	xx.xx
Spain	xx.xx	xx.xx	xx.xx	xx.xx	xx.xx	xx.xx	xx.xx
United Kingdom	xx.xx	xx.xx	xx.xx	xx.xx	xx.xx	xx.xx	xx.xx
United States	xx.xx	xx.xx	xx.xx	xx.xx	xx.xx	xx.xx	xx.xx
Others	xx.xx	xx.xx	xx.xx	xx.xx	xx.xx	xx.xx	xx.xx
Total	**xx.xx**	**xx.xx**	**xx.xx**	**xx.xx**	**xx.xx**	**xx.xx**	**xx.xx**

Sources & Evidence

1. DairyAssist™ | Enzymes for Dairy Digestion

   · Taxonomy evidence: The official DairyAssist page expressly co-emphasizes lactose and casein, establishing a combined dairy-sugar and dairy-protein purpose rather than lactose-only positioning. ([enzymedica.com](https://enzymedica.com/collections/all/products/dairyassist-enzyme-digestion))

10.5. Fat Digestion

Table 74. Global Digestive Enzyme Supplements Market Size, by Fat Digestion, by Region, 2017-2032 (USD Thousand)

Region	2023	2024	2025	2026	2027	2032	CAGR (%)
Africa	xx.xx	xx.xx	xx.xx	xx.xx	xx.xx	xx.xx	xx.xx
Asia-Pacific	xx.xx	xx.xx	xx.xx	xx.xx	xx.xx	xx.xx	xx.xx
Europe	xx.xx	xx.xx	xx.xx	xx.xx	xx.xx	xx.xx	xx.xx
Latin America	xx.xx	xx.xx	xx.xx	xx.xx	xx.xx	xx.xx	xx.xx
Middle East	xx.xx	xx.xx	xx.xx	xx.xx	xx.xx	xx.xx	xx.xx
North America	xx.xx	xx.xx	xx.xx	xx.xx	xx.xx	xx.xx	xx.xx
Total	**xx.xx**	**xx.xx**	**xx.xx**	**xx.xx**	**xx.xx**	**xx.xx**	**xx.xx**

Table 75. Global Digestive Enzyme Supplements Market Size, by Fat Digestion, by Group, 2017-2032 (USD Thousand)

Group	2023	2024	2025	2026	2027	2032	CAGR (%)
ASEAN	xx.xx	xx.xx	xx.xx	xx.xx	xx.xx	xx.xx	xx.xx
BRICS	xx.xx	xx.xx	xx.xx	xx.xx	xx.xx	xx.xx	xx.xx
European Union	xx.xx	xx.xx	xx.xx	xx.xx	xx.xx	xx.xx	xx.xx
G7	xx.xx	xx.xx	xx.xx	xx.xx	xx.xx	xx.xx	xx.xx
GCC	xx.xx	xx.xx	xx.xx	xx.xx	xx.xx	xx.xx	xx.xx
NATO	xx.xx	xx.xx	xx.xx	xx.xx	xx.xx	xx.xx	xx.xx

Table 76. Global Digestive Enzyme Supplements Market Size, by Fat Digestion, by Country, 2017-2032 (USD Thousand)

Country	2023	2024	2025	2026	2027	2032	CAGR (%)
Australia	xx.xx	xx.xx	xx.xx	xx.xx	xx.xx	xx.xx	xx.xx
Brazil	xx.xx	xx.xx	xx.xx	xx.xx	xx.xx	xx.xx	xx.xx
Canada	xx.xx	xx.xx	xx.xx	xx.xx	xx.xx	xx.xx	xx.xx
China	xx.xx	xx.xx	xx.xx	xx.xx	xx.xx	xx.xx	xx.xx
France	xx.xx	xx.xx	xx.xx	xx.xx	xx.xx	xx.xx	xx.xx
Germany	xx.xx	xx.xx	xx.xx	xx.xx	xx.xx	xx.xx	xx.xx
India	xx.xx	xx.xx	xx.xx	xx.xx	xx.xx	xx.xx	xx.xx
Italy	xx.xx	xx.xx	xx.xx	xx.xx	xx.xx	xx.xx	xx.xx
Japan	xx.xx	xx.xx	xx.xx	xx.xx	xx.xx	xx.xx	xx.xx
Mexico	xx.xx	xx.xx	xx.xx	xx.xx	xx.xx	xx.xx	xx.xx
Russia	xx.xx	xx.xx	xx.xx	xx.xx	xx.xx	xx.xx	xx.xx
South Korea	xx.xx	xx.xx	xx.xx	xx.xx	xx.xx	xx.xx	xx.xx
Spain	xx.xx	xx.xx	xx.xx	xx.xx	xx.xx	xx.xx	xx.xx
United Kingdom	xx.xx	xx.xx	xx.xx	xx.xx	xx.xx	xx.xx	xx.xx
United States	xx.xx	xx.xx	xx.xx	xx.xx	xx.xx	xx.xx	xx.xx
Others	xx.xx	xx.xx	xx.xx	xx.xx	xx.xx	xx.xx	xx.xx
Total	**xx.xx**	**xx.xx**	**xx.xx**	**xx.xx**	**xx.xx**	**xx.xx**	**xx.xx**

Sources & Evidence

1. Digestive Enzymes

   · Taxonomy evidence: High-fat-meal digestive positioning is recognized for pancreatic-enzyme natural health products.
   ([webprod.hc-sc.gc.ca](https://webprod.hc-sc.gc.ca/nhpid-bdipsn/atReq?atid=enzyme.multi&lang=eng))

   · Taxonomy evidence: Pancreatic-enzyme natural health products have an identified high-fat-meal digestive-aid purpose; this does not establish prescription-therapy inclusion.
   ([webprod.hc-sc.gc.ca](https://webprod.hc-sc.gc.ca/nhpid-bdipsn/atReq?atid=enzyme.multi&lang=eng))

2. Lypazyme - Houston Enzymes

   · Taxonomy evidence: The official Lypazyme page prominently targets digestion of high-fat meals and dietary fat-containing supplements, corroborating a specialized food-fat digestive purpose.
   ([houston-enzymes.com](https://www.houston-enzymes.com/products/lypazyme))

11. Digestive Enzyme Supplements Market, by Consumer Age Group

[redacted] That establishes pediatric positioning, but the child-focused commercial page does not conclusively establish exclusive pediatric eligibility. For Pediatric-Only procurement, a caregiver-facing seller should obtain the complete applicable label and authorized target population before treating a children's product name as proof of child-exclusive status.

Multi-Age positioning can support a shared family assortment without establishing unrestricted eligibility for every age. The Australian Lacteeze tablet page identifies children over two years old and adults as its intended audience, while separately using an all-ages safety statement. [redacted]

[redacted] The shared-family route can reduce the need for separate age-positioned listings, but requires clear communication of the actual limits. Changes to target-population wording, authorization or catalog age filters should reopen the qualification decision; a chewable or gummy presentation is not an alternative to age documentation.

Figure 18. Global Digestive Enzyme Supplements Market, by Consumer Age Group: Market share evolution, 2025-2032

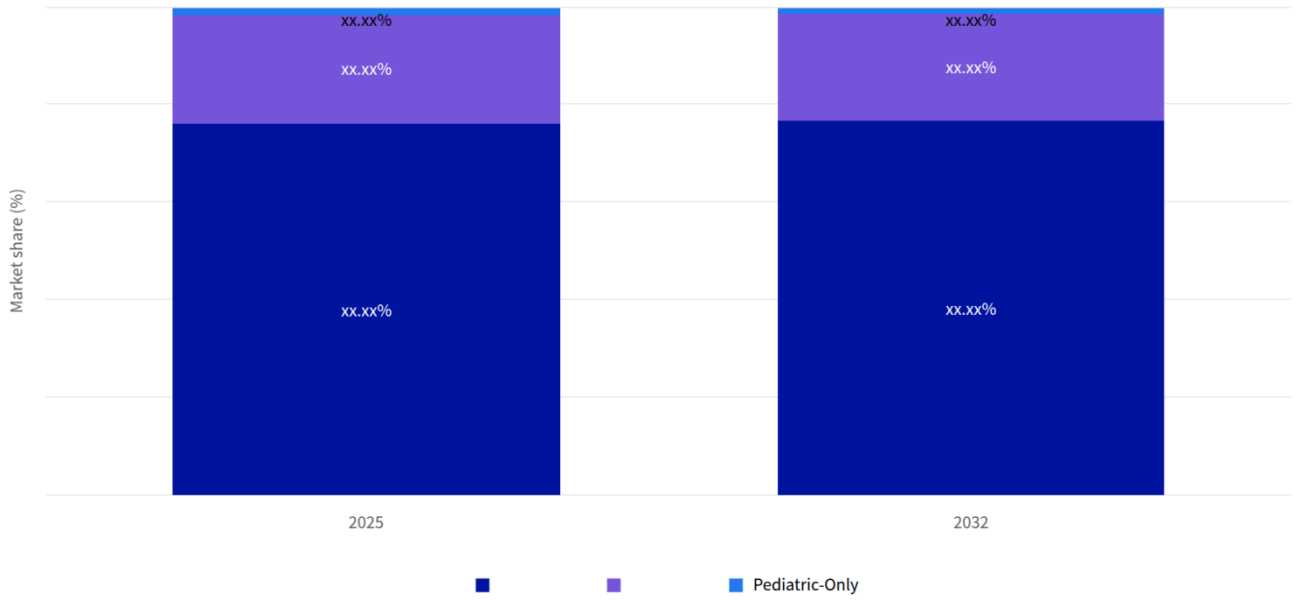

Figure 19. Global Digestive Enzyme Supplements Market Size, by Consumer Age Group, 2025 vs 2026 vs 2032

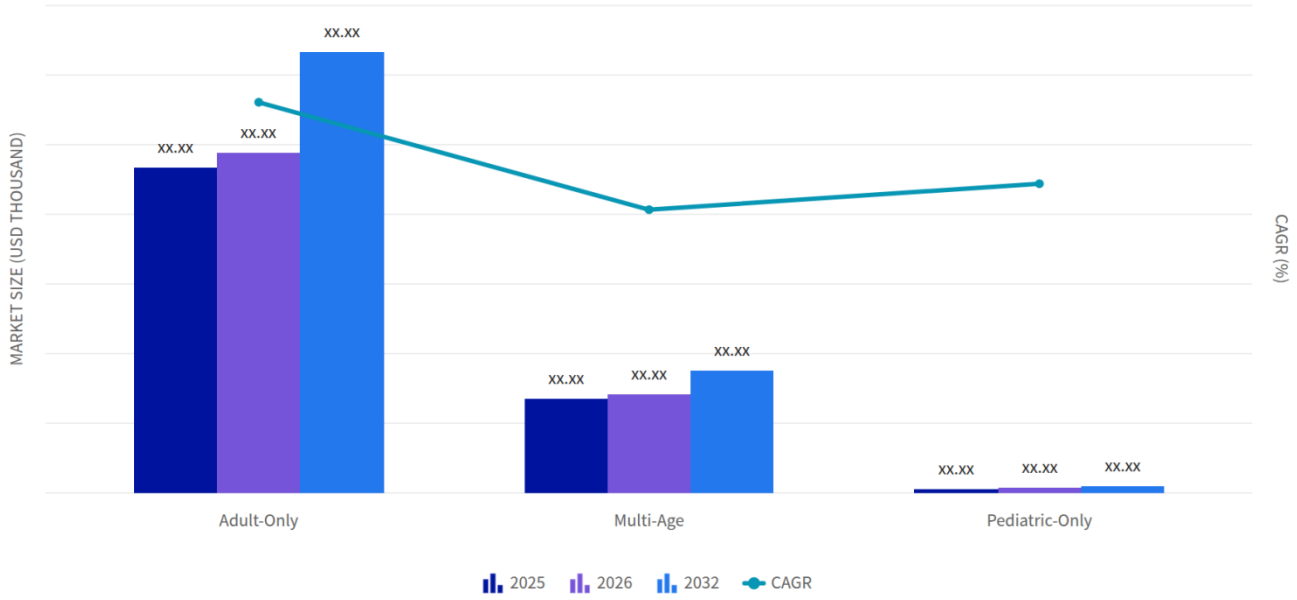

Figure 20. Global Digestive Enzyme Supplements Market, by Consumer Age Group: Market size and growth, 2025-2032



Table 77. Global Digestive Enzyme Supplements Market, by Consumer Age Group growth contribution, 2025-2032

Category	2025 value (USD Thousand)	2032 value (USD Thousand)	Added value (USD Thousand)	2025 share (%)	2032 share (%)	Change (pp)	Growth share (%)	CAGR (%)
Adult-Only	xx.xx	xx.xx	xx.xx	xx.xx	xx.xx	xx.xx	xx.xx	xx.xx
Multi-Age	xx.xx	xx.xx	xx.xx	xx.xx	xx.xx	xx.xx	xx.xx	xx.xx
Pediatric-Only	xx.xx	xx.xx	xx.xx	xx.xx	xx.xx	xx.xx	xx.xx	xx.xx
Scope total	**xx.xx**	**xx.xx**	**xx.xx**	**xx.xx**	**xx.xx**	**xx.xx**	**xx.xx**	**xx.xx**

Table 78. Global Digestive Enzyme Supplements Market Size, by Consumer Age Group, 2017-2032 (USD Thousand)

Consumer Age Group	2023	2024	2025	2026	2027	2032	CAGR (%)
Adult-Only	xx.xx	xx.xx	xx.xx	xx.xx	xx.xx	xx.xx	xx.xx
Multi-Age	xx.xx	xx.xx	xx.xx	xx.xx	xx.xx	xx.xx	xx.xx
Pediatric-Only	xx.xx	xx.xx	xx.xx	xx.xx	xx.xx	xx.xx	xx.xx
Total	**xx.xx**	**xx.xx**	**xx.xx**	**xx.xx**	**xx.xx**	**xx.xx**	**xx.xx**

Sources & Evidence

1. Super Enzymes | Comprehensive Digestive Support
   - NOW explicitly labels Super Enzymes for adults only. ([nowfoods.com](https://www.nowfoods.com/products/supplements/super-enzymes-tablets))

2. LACTEEZE Children's Strength Tablets | Lactose Intolerance Relief | in Canada
   - The Canadian Children's Strength page markets the chewable offering for ages xx.xx-xx.xx; this documents pediatric positioning rather than exclusive eligibility. ([lacteeze.ca](https://www.lacteeze.ca/lacteeze-childrens))
3. Buy Lacteeze Tablets - SINGLE PACK
   - The Australian page identifies children over two years old and adults, while separately stating suitability for all ages; the youngest eligibility boundary remains unsettled. ([lacteeze.com.au](https://www.lacteeze.com.au/product/lacteeze-xx.xx-tablets/))
4. Pathway for Licensing Natural Health Products Making Modern Health Claims
   - Health Canada's guidance cautions against automatically extrapolating adult evidence to children or infants and requires target-population age bands on labels. ([canada.ca](https://www.canada.ca/en/health-canada/services/drugs-health-products/natural-non-prescription/legislation-guidelines/guidance-documents/pathway-licensing-making-modern-health-claims.html))
   - Taxonomy evidence: The guidance requires target-population age bands to reflect supported conditions of use and appear on product labels. ([canada.ca](https://www.canada.ca/en/health-canada/services/drugs-health-products/natural-non-prescription/legislation-guidelines/guidance-documents/pathway-licensing-making-modern-health-claims.html))
5. Digestive Enzymes
   - Taxonomy evidence: The monograph explicitly specifies an adult subpopulation, making intended age a label-level classification input. ([webprod.hc-sc.gc.ca](https://webprod.hc-sc.gc.ca/nhpid-bdipsn/atReq?atid=enzyme.multi&lang=eng))

11.1. Adult-Only

Table 79. Global Digestive Enzyme Supplements Market Size, by Adult-Only, by Region, 2017-2032 (USD Thousand)

Region	2023	2024	2025	2026	2027	2032	CAGR (%)
Africa	xx.xx	xx.xx	xx.xx	xx.xx	xx.xx	xx.xx	xx.xx
Asia-Pacific	xx.xx	xx.xx	xx.xx	xx.xx	xx.xx	xx.xx	xx.xx
Europe	xx.xx	xx.xx	xx.xx	xx.xx	xx.xx	xx.xx	xx.xx
Latin America	xx.xx	xx.xx	xx.xx	xx.xx	xx.xx	xx.xx	xx.xx
Middle East	xx.xx	xx.xx	xx.xx	xx.xx	xx.xx	xx.xx	xx.xx
North America	xx.xx	xx.xx	xx.xx	xx.xx	xx.xx	xx.xx	xx.xx
Total	**xx.xx**	**xx.xx**	**xx.xx**	**xx.xx**	**xx.xx**	**xx.xx**	**xx.xx**

Table 80. Global Digestive Enzyme Supplements Market Size, by Adult-Only, by Group, 2017-2032 (USD Thousand)

Group	2023	2024	2025	2026	2027	2032	CAGR (%)
ASEAN	xx.xx	xx.xx	xx.xx	xx.xx	xx.xx	xx.xx	xx.xx
BRICS	xx.xx	xx.xx	xx.xx	xx.xx	xx.xx	xx.xx	xx.xx
European Union	xx.xx	xx.xx	xx.xx	xx.xx	xx.xx	xx.xx	xx.xx
G7	xx.xx	xx.xx	xx.xx	xx.xx	xx.xx	xx.xx	xx.xx
GCC	xx.xx	xx.xx	xx.xx	xx.xx	xx.xx	xx.xx	xx.xx
NATO	xx.xx	xx.xx	xx.xx	xx.xx	xx.xx	xx.xx	xx.xx

Table 81. Global Digestive Enzyme Supplements Market Size, by Adult-Only, by Country, 2017-2032 (USD Thousand)

Country	2023	2024	2025	2026	2027	2032	CAGR (%)
Australia	xx.xx	xx.xx	xx.xx	xx.xx	xx.xx	xx.xx	xx.xx
Brazil	xx.xx	xx.xx	xx.xx	xx.xx	xx.xx	xx.xx	xx.xx
Canada	xx.xx	xx.xx	xx.xx	xx.xx	xx.xx	xx.xx	xx.xx
China	xx.xx	xx.xx	xx.xx	xx.xx	xx.xx	xx.xx	xx.xx
France	xx.xx	xx.xx	xx.xx	xx.xx	xx.xx	xx.xx	xx.xx
Germany	xx.xx	xx.xx	xx.xx	xx.xx	xx.xx	xx.xx	xx.xx
India	xx.xx	xx.xx	xx.xx	xx.xx	xx.xx	xx.xx	xx.xx
Italy	xx.xx	xx.xx	xx.xx	xx.xx	xx.xx	xx.xx	xx.xx
Japan	xx.xx	xx.xx	xx.xx	xx.xx	xx.xx	xx.xx	xx.xx
Mexico	xx.xx	xx.xx	xx.xx	xx.xx	xx.xx	xx.xx	xx.xx
Russia	xx.xx	xx.xx	xx.xx	xx.xx	xx.xx	xx.xx	xx.xx
South Korea	xx.xx	xx.xx	xx.xx	xx.xx	xx.xx	xx.xx	xx.xx
Spain	xx.xx	xx.xx	xx.xx	xx.xx	xx.xx	xx.xx	xx.xx
United Kingdom	xx.xx	xx.xx	xx.xx	xx.xx	xx.xx	xx.xx	xx.xx
United States	xx.xx	xx.xx	xx.xx	xx.xx	xx.xx	xx.xx	xx.xx
Others	xx.xx	xx.xx	xx.xx	xx.xx	xx.xx	xx.xx	xx.xx
Total	**xx.xx**	**xx.xx**	**xx.xx**	**xx.xx**	**xx.xx**	**xx.xx**	**xx.xx**

Sources & Evidence

1. Digestive Enzymes
   - Taxonomy evidence: The monograph specifies adults aged xx.xx or older. ([webprod.hc-sc.gc.ca](https://webprod.hc-sc.gc.ca/nhpid-bdipsn/atReq?atid=enzyme.multi&lang=eng))
   - Taxonomy evidence: The listed subpopulation is adults aged xx.xx or older, rather than an all-age population. ([webprod.hc-sc.gc.ca](https://webprod.hc-sc.gc.ca/nhpid-bdipsn/atReq?atid=enzyme.multi&lang=eng))
2. Pathway for Licensing Natural Health Products Making Modern Health Claims
   - Taxonomy evidence: Adult evidence is not automatically transferable to children or infants, supporting separate consideration of adult eligibility. ([canada.ca](https://www.canada.ca/en/health-canada/services/drugs-health-products/natural-non-prescription/legislation-guidelines/guidance-documents/pathway-licensing-making-modern-health-claims.html))
3. Gut & Protein Optimizer for Protein Absorption | Jarrow Formulas
   - Taxonomy evidence: The page identifies adults as the intended audience and supplies adult-directed labeling, establishing an adult-directed presentation without inferring pediatric eligibility. ([jarrow.com](https://jarrow.com/products/gut-protein-optimizer))

11.2. Multi-Age

Table 82. Global Digestive Enzyme Supplements Market Size, by Multi-Age, by Region, 2017-2032 (USD Thousand)

Region	2023	2024	2025	2026	2027	2032	CAGR (%)
Africa	xx.xx	xx.xx	xx.xx	xx.xx	xx.xx	xx.xx	xx.xx
Asia-Pacific	xx.xx	xx.xx	xx.xx	xx.xx	xx.xx	xx.xx	xx.xx
Europe	xx.xx	xx.xx	xx.xx	xx.xx	xx.xx	xx.xx	xx.xx
Latin America	xx.xx	xx.xx	xx.xx	xx.xx	xx.xx	xx.xx	xx.xx
Middle East	xx.xx	xx.xx	xx.xx	xx.xx	xx.xx	xx.xx	xx.xx
North America	xx.xx	xx.xx	xx.xx	xx.xx	xx.xx	xx.xx	xx.xx
Total	**xx.xx**	**xx.xx**	**xx.xx**	**xx.xx**	**xx.xx**	**xx.xx**	**xx.xx**

Table 83. Global Digestive Enzyme Supplements Market Size, by Multi-Age, by Group, 2017-2032 (USD Thousand)

Group	2023	2024	2025	2026	2027	2032	CAGR (%)
ASEAN	xx.xx	xx.xx	xx.xx	xx.xx	xx.xx	xx.xx	xx.xx
BRICS	xx.xx	xx.xx	xx.xx	xx.xx	xx.xx	xx.xx	xx.xx
European Union	xx.xx	xx.xx	xx.xx	xx.xx	xx.xx	xx.xx	xx.xx
G7	xx.xx	xx.xx	xx.xx	xx.xx	xx.xx	xx.xx	xx.xx
GCC	xx.xx	xx.xx	xx.xx	xx.xx	xx.xx	xx.xx	xx.xx
NATO	xx.xx	xx.xx	xx.xx	xx.xx	xx.xx	xx.xx	xx.xx

Table 84. Global Digestive Enzyme Supplements Market Size, by Multi-Age, by Country, 2017-2032 (USD Thousand)

Country	2023	2024	2025	2026	2027	2032	CAGR (%)
Australia	xx.xx	xx.xx	xx.xx	xx.xx	xx.xx	xx.xx	xx.xx
Brazil	xx.xx	xx.xx	xx.xx	xx.xx	xx.xx	xx.xx	xx.xx
Canada	xx.xx	xx.xx	xx.xx	xx.xx	xx.xx	xx.xx	xx.xx
China	xx.xx	xx.xx	xx.xx	xx.xx	xx.xx	xx.xx	xx.xx
France	xx.xx	xx.xx	xx.xx	xx.xx	xx.xx	xx.xx	xx.xx
Germany	xx.xx	xx.xx	xx.xx	xx.xx	xx.xx	xx.xx	xx.xx
India	xx.xx	xx.xx	xx.xx	xx.xx	xx.xx	xx.xx	xx.xx
Italy	xx.xx	xx.xx	xx.xx	xx.xx	xx.xx	xx.xx	xx.xx
Japan	xx.xx	xx.xx	xx.xx	xx.xx	xx.xx	xx.xx	xx.xx
Mexico	xx.xx	xx.xx	xx.xx	xx.xx	xx.xx	xx.xx	xx.xx
Russia	xx.xx	xx.xx	xx.xx	xx.xx	xx.xx	xx.xx	xx.xx
South Korea	xx.xx	xx.xx	xx.xx	xx.xx	xx.xx	xx.xx	xx.xx
Spain	xx.xx	xx.xx	xx.xx	xx.xx	xx.xx	xx.xx	xx.xx
United Kingdom	xx.xx	xx.xx	xx.xx	xx.xx	xx.xx	xx.xx	xx.xx
United States	xx.xx	xx.xx	xx.xx	xx.xx	xx.xx	xx.xx	xx.xx
Others	xx.xx	xx.xx	xx.xx	xx.xx	xx.xx	xx.xx	xx.xx
Total	**xx.xx**	**xx.xx**	**xx.xx**	**xx.xx**	**xx.xx**	**xx.xx**	**xx.xx**

Sources & Evidence

1. Buy Lacteeze (120 Tablets) - SINGLE PACK
   - Taxonomy evidence: The specific Lacteeze tablet page expressly identifies both children over two years old and adults as intended populations, supporting one multi-age presentation rather than separate adult and pediatric allocations. ([lacteeze.com.au](https://www.lacteeze.com.au/product/lacteeze-xx.xx-tablets/))

11.3. Pediatric-Only

Table 85. Global Digestive Enzyme Supplements Market Size, by Pediatric-Only, by Region, 2017-2032 (USD Thousand)

Region	2023	2024	2025	2026	2027	2032	CAGR (%)
Africa	xx.xx	xx.xx	xx.xx	xx.xx	xx.xx	xx.xx	xx.xx
Asia-Pacific	xx.xx	xx.xx	xx.xx	xx.xx	xx.xx	xx.xx	xx.xx
Europe	xx.xx	xx.xx	xx.xx	xx.xx	xx.xx	xx.xx	xx.xx
Latin America	xx.xx	xx.xx	xx.xx	xx.xx	xx.xx	xx.xx	xx.xx
Middle East	xx.xx	xx.xx	xx.xx	xx.xx	xx.xx	xx.xx	xx.xx
North America	xx.xx	xx.xx	xx.xx	xx.xx	xx.xx	xx.xx	xx.xx
Total	**xx.xx**	**xx.xx**	**xx.xx**	**xx.xx**	**xx.xx**	**xx.xx**	**xx.xx**

Table 86. Global Digestive Enzyme Supplements Market Size, by Pediatric-Only, by Group, 2017-2032 (USD Thousand)

Group	2023	2024	2025	2026	2027	2032	CAGR (%)
ASEAN	xx.xx	xx.xx	xx.xx	xx.xx	xx.xx	xx.xx	xx.xx
BRICS	xx.xx	xx.xx	xx.xx	xx.xx	xx.xx	xx.xx	xx.xx
European Union	xx.xx	xx.xx	xx.xx	xx.xx	xx.xx	xx.xx	xx.xx
G7	xx.xx	xx.xx	xx.xx	xx.xx	xx.xx	xx.xx	xx.xx
GCC	xx.xx	xx.xx	xx.xx	xx.xx	xx.xx	xx.xx	xx.xx
NATO	xx.xx	xx.xx	xx.xx	xx.xx	xx.xx	xx.xx	xx.xx

Table 87. Global Digestive Enzyme Supplements Market Size, by Pediatric-Only, by Country, 2017-2032 (USD Thousand)

Country	2023	2024	2025	2026	2027	2032	CAGR (%)
Australia	xx.xx	xx.xx	xx.xx	xx.xx	xx.xx	xx.xx	xx.xx
Brazil	xx.xx	xx.xx	xx.xx	xx.xx	xx.xx	xx.xx	xx.xx
Canada	xx.xx	xx.xx	xx.xx	xx.xx	xx.xx	xx.xx	xx.xx
China	xx.xx	xx.xx	xx.xx	xx.xx	xx.xx	xx.xx	xx.xx
France	xx.xx	xx.xx	xx.xx	xx.xx	xx.xx	xx.xx	xx.xx
Germany	xx.xx	xx.xx	xx.xx	xx.xx	xx.xx	xx.xx	xx.xx
India	xx.xx	xx.xx	xx.xx	xx.xx	xx.xx	xx.xx	xx.xx
Italy	xx.xx	xx.xx	xx.xx	xx.xx	xx.xx	xx.xx	xx.xx
Japan	xx.xx	xx.xx	xx.xx	xx.xx	xx.xx	xx.xx	xx.xx
Mexico	xx.xx	xx.xx	xx.xx	xx.xx	xx.xx	xx.xx	xx.xx
Russia	xx.xx	xx.xx	xx.xx	xx.xx	xx.xx	xx.xx	xx.xx
South Korea	xx.xx	xx.xx	xx.xx	xx.xx	xx.xx	xx.xx	xx.xx
Spain	xx.xx	xx.xx	xx.xx	xx.xx	xx.xx	xx.xx	xx.xx
United Kingdom	xx.xx	xx.xx	xx.xx	xx.xx	xx.xx	xx.xx	xx.xx
United States	xx.xx	xx.xx	xx.xx	xx.xx	xx.xx	xx.xx	xx.xx
Others	xx.xx	xx.xx	xx.xx	xx.xx	xx.xx	xx.xx	xx.xx
Total	**xx.xx**	**xx.xx**	**xx.xx**	**xx.xx**	**xx.xx**	**xx.xx**	**xx.xx**

Sources & Evidence

1. LACTEEZE Children's Strength Tablets | Lactose Intolerance Relief | in Canada

   · Taxonomy evidence: The refreshed official Children's Lacteeze page targets children aged two to twelve. This establishes pediatric positioning but does not establish exclusive eligibility under a complete current product label or regulatory subpopulation record. ([lacteeze.ca](https://www.lacteeze.ca/lacteeze-childrens))

   · Taxonomy evidence: The official Children's Lacteeze page markets the finished lactase tablets to children aged two to twelve. This establishes pediatric positioning, but not exclusive eligibility under a complete current regulatory label. ([lacteeze.ca](https://www.lacteeze.ca/lacteeze-childrens))

2. Pathway for Licensing Natural Health Products Making Modern Health Claims

   · Taxonomy evidence: The guidance separately recognizes infant, child and adolescent target populations; it does not verify exclusive pediatric eligibility for a particular digestive-enzyme SKU. ([canada.ca](https://www.canada.ca/en/health-canada/services/drugs-health-products/natural-non-prescription/legislation-guidelines/guidance-documents/pathway-licensing-making-modern-health-claims.html))

12. Digestive Enzyme Supplements Market, by Oral Dosage Form

Oral Dosage Form changes presentation and merchandising without determining digestive purpose. Capsules are illustrated by Life Extension's Enhanced Super Digestive Enzymes. ■■■■■■■■ ■ ■■■■■■■■ ■■■■■■■■■ ■■■■■■■■ ■■■■■■■■■■■■■■■ ■■■ ■■■■■ ■■■■■■■■ ■■■■■■■■■ ■ ■■■■■■■■■ ■■■■■■■■ ■ ■■■■■■■■ ■■■■■■■■ ■■■■■ ■■■■■■■■ ■■■■ ■■■ ■■■■■■■■■■ ■■■ ■■■ ■■■■■■■ ■■■■■■ ■■■■■■■■ ■■■■■■■■■■ ■■■■■■■■ ■ ■■■■■■■■■■ ■■■■■■■■ ■ ■■■■■■■■■■■■ ■■■■■■■■■■■■ ■■■■■■■ ■■■■■■■■ ■■■ ■■■■■ ■■■■■■■■■■■■ ■■■■■■■ ■■■■ ■■■■■■■■■ ■■■■■■ ■■■■■■■■ ■■■■ ■■ ■■■■■■■■■■■■■■■■ ■■■■ ■■■■■■ ■■■■■■■■ ■ ■■■■■■■■ ■■■■■■■ ■■ ■■■ ■ ■■■■■■ ■■■ ■ ■■■■■■■■ ■■■■■■■■■■■■ ■■■■ ■■■ ■■■■■■■■■■ ■■■■■■■■ ■■■■■■■■

Gummies and Powders & Granules create additional presentation choices without proving a preference or benefit advantage. ■■■■■ ■■■■■■■■■■■■■■ ■■■■■■■■ ■■■■■■■■ ■■ ■ ■■■■■■ ■■■■■■■■■■■■ ■■■■ ■■■■■■■■■■■■■■■■■■ ■■■■■■■■■ ■■■ ■■■■■■■■■ ■■■■■■■■■■■■■ ■■■■■■■■ ■■■■■■ ■■■ ■■■■■■ ■■■■■■■■■■■■■ ■■ ■ ■■■■ ■■■ ■■■ ■■■■■■■■ ■■■■■■■■ ■■■■■■■■■■■■■■■ ■■■■■ ■■■ ■■■■■■■■■■■■■■■ ■■■■■■■■■ ■■■■■■ ■■■ ■■■■ ■■■■■■■■■■■ ■■■■■■■■■ Retailers can use those documented package propositions to serve different purchasing settings, but should not treat pack variants as separate dosage forms or transfer a capsule's claims to a gummy or powder alternative.

Oral Liquids retain the same distinction between presentation and finished-supplement identity. FDA recognizes liquid, powder and gummy supplement forms, but requires the product to be labeled as a supplement rather than represented as a conventional food. ■■■■■■■■ ■■■■■■ ■■■■■■ ■■■■■■■■■ ■■■■■■■■■■ ■■■■■■■■ ■■■■ ■■■■■■ ■■■■■■■■■■■ ■■■■■ ■■■■■■■■■■■ ■■■■■■ ■■ ■■■■■■■■■■ ■■■■■■■■ ■■■■■■■■■■■■■■■ ■■■■■■■■ ■■■■■■ ■ ■■■■■■■■■ ■■■■■■■■■■■■ ■■ ■ ■■■■■■■■■■■ ■■■■■■■■■ ■■■■■■■ ■■ ■■■■■■ ■■■■■■ ■■ ■■■■■■■■■ ■■■■■■■■ ■■■■■■■■■■■ ■■■■■ ■■■ ■■■■■■■■■ ■■■■■■■■ ■■■■■■■ ■■■■■■■■■■■■ ■■■■■■ ■■■■■■ ■■■■■■■■■■■ ■■■■■■■■ ■■■ ■■■■■■■■■ ■■■■■■■■ ■■■■■■■ ■■■■■■■■■■■■ ■■■■■■ ■■■■■■ ■■■■■■■■■■■ ■■■■■■■■ ■■■ ■■■■■■■■■■ ■■■■■ ■ ■■■■■■■■■ ■■■■■■■■■■■■■■■ ■■■■■■■■■■ ■■■■■■■■ ■■ ■■■■■■■■■■■■ ■■■■■■ ■■■■ ■■■■■■■■■■■■ ■■ ■■■ ■■■■■■■■■■■■

Figure 21. Global Digestive Enzyme Supplements Market, by Oral Dosage Form: Market share evolution, 2025-2032

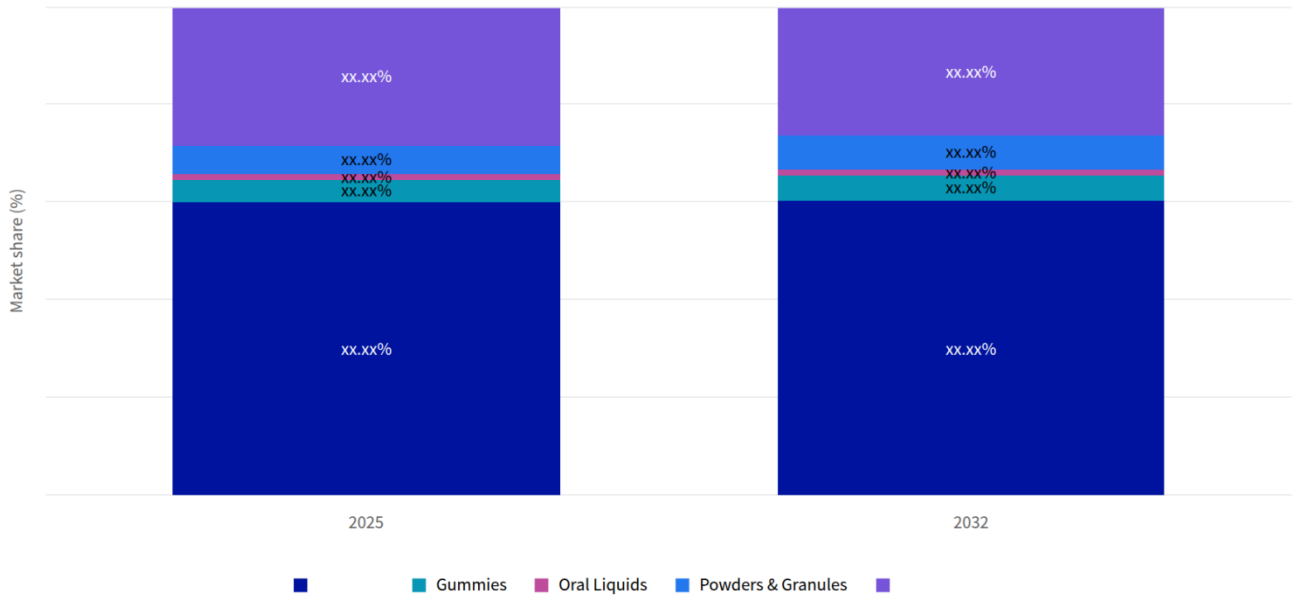

Figure 22. Global Digestive Enzyme Supplements Market, by Oral Dosage Form: Market size by category, 2025

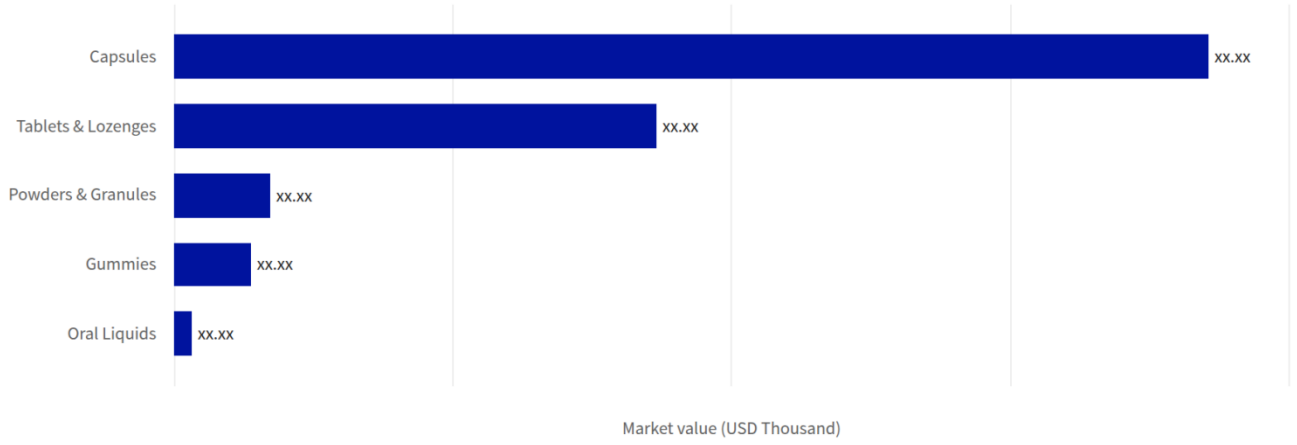

Figure 23. Global Digestive Enzyme Supplements Market, by Oral Dosage Form: Market size and growth, 2025-2032

Table 88. Global Digestive Enzyme Supplements Market, by Oral Dosage Form growth contribution, 2025-2032

Category	2025 value (USD Thousand)	2032 value (USD Thousand)	Added value (USD Thousand)	2025 share (%)	2032 share (%)	Change (pp)	Growth share (%)	CAGR (%)
Capsules	xx.xx	xx.xx	xx.xx	xx.xx	xx.xx	xx.xx	xx.xx	xx.xx
Gummies	xx.xx	xx.xx	xx.xx	xx.xx	xx.xx	xx.xx	xx.xx	xx.xx
Oral Liquids	xx.xx	xx.xx	xx.xx	xx.xx	xx.xx	xx.xx	xx.xx	xx.xx
Powders & Granules	xx.xx	xx.xx	xx.xx	xx.xx	xx.xx	xx.xx	xx.xx	xx.xx
Tablets & Lozenges	xx.xx	xx.xx	xx.xx	xx.xx	xx.xx	xx.xx	xx.xx	xx.xx
Scope total	**xx.xx**	**xx.xx**	**xx.xx**	**xx.xx**	**xx.xx**	**xx.xx**	**xx.xx**	**xx.xx**

Table 89. Global Digestive Enzyme Supplements Market Size, by Oral Dosage Form, 2017-2032 (USD Thousand)

Oral Dosage Form	2023	2024	2025	2026	2027	2032	CAGR (%)
Capsules	xx.xx	xx.xx	xx.xx	xx.xx	xx.xx	xx.xx	xx.xx
Gummies	xx.xx	xx.xx	xx.xx	xx.xx	xx.xx	xx.xx	xx.xx
Oral Liquids	xx.xx	xx.xx	xx.xx	xx.xx	xx.xx	xx.xx	xx.xx
Powders & Granules	xx.xx	xx.xx	xx.xx	xx.xx	xx.xx	xx.xx	xx.xx
Tablets & Lozenges	xx.xx	xx.xx	xx.xx	xx.xx	xx.xx	xx.xx	xx.xx
Total	**xx.xx**	**xx.xx**	**xx.xx**	**xx.xx**	**xx.xx**	**xx.xx**	**xx.xx**

Sources & Evidence

1. Questions and Answers on Dietary Supplements

   · FDA recognizes capsules, tablets, gummies, liquids and powders as supplement forms and requires supplement labeling rather than conventional-food representation. ([fda.gov](https://www.fda.gov/food/information-consumers-using-dietary-supplements/questions-and-answers-dietary-supplements))

   · Taxonomy evidence: Recognized ingestible supplement forms include capsules, tablets, gummies, softgels, liquids and powders; physical form alone does not establish supplement identity. ([fda.gov](https://www.fda.gov/food/information-consumers-using-dietary-supplements/questions-and-answers-dietary-supplements))

   · Taxonomy evidence: FDA recognizes oral supplements in tablet, capsule, gummy, softgel, liquid and powder forms; form alone does not establish supplement identity. ([fda.gov](https://www.fda.gov/food/information-consumers-using-dietary-supplements/questions-and-answers-dietary-supplements))

2. Super Enzymes | Comprehensive Digestive Support

   · The finished product is presented as tablets, supplying a swallowed-tablet commercial example. ([nowfoods.com](https://www.nowfoods.com/products/supplements/super-enzymes-tablets))

3. LACTAID Fast Act Chewable Lactase Enzyme Supplements

   · The finished offering is explicitly presented as a chewable lactase supplement. ([lactaid.com](https://www.lactaid.com/products/fast-act-chewables))

4. Enhanced Super Digestive Enzymes

   · The finished supplement is offered in vegetarian capsules. ([lifeextension.com](https://www.lifeextension.com/vitamins-supplements/item02021/enhanced-super-digestive-enzymes))

5. FODZYME: FODMAP Digestive Enzymes for Fructans, GOS & Lactose

   · FODZYME markets a powder supplement in home-jar and portable-packet presentations, supplying packaging choices within one dosage-form category. ([fodzyme.com](https://fodzyme.com/products/fodzyme))

6. Papaya Enzyme Lozenges | Digestive Support

   · NOW explicitly presents Papaya Enzyme Lozenges as a chewable or dissolving enzyme offering, distinct from its swallowed-tablet presentation. ([nowfoods.com](https://www.nowfoods.com/products/supplements/papaya-enzyme-lozenges))

7. GoodGut | Digestive Health | Clean Nutraceuticals

   · Clean Nutraceuticals markets GoodGut as a gummy with digestive-enzyme, probiotic and prebiotic positioning; only the advertised commercial presentation is adopted. ([cleannutra.com](https://cleannutra.com/products/good-gut-gummies))

8. Food supplements

   · Taxonomy evidence: Recognized supplement presentations include tablets, capsules, powders and liquids. ([efsa.europa.eu](https://www.efsa.europa.eu/en/safe2eat/food-supplements))

   · Taxonomy evidence: EFSA identifies enzyme-containing food supplements among products offered as tablets, capsules, powders and liquids. ([efsa.europa.eu](https://www.efsa.europa.eu/en/safe2eat/food-supplements))

9. Health Supplement Main Page

   · Taxonomy evidence: The definition expressly identifies capsules, tablets, powders and liquids as possible presentations; eligibility remains product-specific. ([npra.gov.my](https://www.npra.gov.my/~npraweb/index.php/en/health-supplement-main-page.html))

12.1. Capsules

Table 90. Global Digestive Enzyme Supplements Market Size, by Capsules, by Region, 2017-2032 (USD Thousand)

Region	2023	2024	2025	2026	2027	2032	CAGR (%)
Africa	xx.xx	xx.xx	xx.xx	xx.xx	xx.xx	xx.xx	xx.xx
Asia-Pacific	xx.xx	xx.xx	xx.xx	xx.xx	xx.xx	xx.xx	xx.xx
Europe	xx.xx	xx.xx	xx.xx	xx.xx	xx.xx	xx.xx	xx.xx
Latin America	xx.xx	xx.xx	xx.xx	xx.xx	xx.xx	xx.xx	xx.xx
Middle East	xx.xx	xx.xx	xx.xx	xx.xx	xx.xx	xx.xx	xx.xx
North America	xx.xx	xx.xx	xx.xx	xx.xx	xx.xx	xx.xx	xx.xx
Total	**xx.xx**	**xx.xx**	**xx.xx**	**xx.xx**	**xx.xx**	**xx.xx**	**xx.xx**

Table 91. Global Digestive Enzyme Supplements Market Size, by Capsules, by Group, 2017-2032 (USD Thousand)

Group	2023	2024	2025	2026	2027	2032	CAGR (%)
ASEAN	xx.xx	xx.xx	xx.xx	xx.xx	xx.xx	xx.xx	xx.xx
BRICS	xx.xx	xx.xx	xx.xx	xx.xx	xx.xx	xx.xx	xx.xx
European Union	xx.xx	xx.xx	xx.xx	xx.xx	xx.xx	xx.xx	xx.xx
G7	xx.xx	xx.xx	xx.xx	xx.xx	xx.xx	xx.xx	xx.xx
GCC	xx.xx	xx.xx	xx.xx	xx.xx	xx.xx	xx.xx	xx.xx
NATO	xx.xx	xx.xx	xx.xx	xx.xx	xx.xx	xx.xx	xx.xx

Table 92. Global Digestive Enzyme Supplements Market Size, by Capsules, by Country, 2017-2032 (USD Thousand)

Country	2023	2024	2025	2026	2027	2032	CAGR (%)
Australia	xx.xx	xx.xx	xx.xx	xx.xx	xx.xx	xx.xx	xx.xx
Brazil	xx.xx	xx.xx	xx.xx	xx.xx	xx.xx	xx.xx	xx.xx
Canada	xx.xx	xx.xx	xx.xx	xx.xx	xx.xx	xx.xx	xx.xx
China	xx.xx	xx.xx	xx.xx	xx.xx	xx.xx	xx.xx	xx.xx
France	xx.xx	xx.xx	xx.xx	xx.xx	xx.xx	xx.xx	xx.xx
Germany	xx.xx	xx.xx	xx.xx	xx.xx	xx.xx	xx.xx	xx.xx
India	xx.xx	xx.xx	xx.xx	xx.xx	xx.xx	xx.xx	xx.xx
Italy	xx.xx	xx.xx	xx.xx	xx.xx	xx.xx	xx.xx	xx.xx
Japan	xx.xx	xx.xx	xx.xx	xx.xx	xx.xx	xx.xx	xx.xx
Mexico	xx.xx	xx.xx	xx.xx	xx.xx	xx.xx	xx.xx	xx.xx
Russia	xx.xx	xx.xx	xx.xx	xx.xx	xx.xx	xx.xx	xx.xx
South Korea	xx.xx	xx.xx	xx.xx	xx.xx	xx.xx	xx.xx	xx.xx
Spain	xx.xx	xx.xx	xx.xx	xx.xx	xx.xx	xx.xx	xx.xx
United Kingdom	xx.xx	xx.xx	xx.xx	xx.xx	xx.xx	xx.xx	xx.xx
United States	xx.xx	xx.xx	xx.xx	xx.xx	xx.xx	xx.xx	xx.xx
Others	xx.xx	xx.xx	xx.xx	xx.xx	xx.xx	xx.xx	xx.xx
Total	**xx.xx**	**xx.xx**	**xx.xx**	**xx.xx**	**xx.xx**	**xx.xx**	**xx.xx**

Sources & Evidence

1. Questions and Answers on Dietary Supplements
   - Taxonomy evidence: Capsules and softgels are recognized supplement presentations. ([fda.gov](https://www.fda.gov/food/information-consumers-using-dietary-supplements/questions-and-answers-dietary-supplements))
   - Taxonomy evidence: Capsules and softgels are recognized dietary-supplement forms. ([fda.gov](https://www.fda.gov/food/information-consumers-using-dietary-supplements/questions-and-answers-dietary-supplements))
2. Dosage Forms (DF) that are being remapped to SPL terms
   - Taxonomy evidence: Hard- and soft-gelatin capsule terminology maps to the capsule dosage-form class. ([fda.gov](https://www.fda.gov/drugs/drug-approvals-and-databases/dosage-forms-df-are-being-remapped-spl-terms))
3. Health Supplement Main Page
   - Taxonomy evidence: The Health Supplement definition identifies capsules as small-unit oral presentations. ([npra.gov.my](https://www.npra.gov.my/~npraweb/index.php/en/health-supplement-main-page.html))
4. Enhanced Super Digestive Enzymes
   - Taxonomy evidence: The product is marketed as a finished capsule presentation. ([lifeextension.com](https://www.lifeextension.com/vitamins-supplements/item02021/enhanced-super-digestive-enzymes))

5. Digestive Enzymes - Natural Health Product Monograph, June 26, 2026
   - Taxonomy evidence: The monograph identifies oral capsule presentations, including soft capsules. ([webprod.hc-sc.gc.ca](https://webprod.hc-sc.gc.ca/nhpid-bdipsn/dbImages/mono_digestive-enzymes_english.pdf))
6. Pancreatin 2000 Capsules
   - Taxonomy evidence: The finished product is presented in capsules. ([nowfoods.com](https://www.nowfoods.com/products/supplements/pancreatin-2000-capsules))

12.2. Tablets & Lozenges

Table 93. Global Digestive Enzyme Supplements Market, by Tablets & Lozenges growth contribution, 2025-2032

Category	2025 value (USD Thousand)	2032 value (USD Thousand)	Added value (USD Thousand)	2025 share (%)	2032 share (%)	Change (pp)	Growth share (%)	CAGR (%)
Chewable & Dissolving Tablets	xx.xx	xx.xx	xx.xx	xx.xx	xx.xx	xx.xx	xx.xx	xx.xx
Swallowed Tablets & Caplets	xx.xx	xx.xx	xx.xx	xx.xx	xx.xx	xx.xx	xx.xx	xx.xx
Scope total	**xx.xx**	**xx.xx**	**xx.xx**	**xx.xx**	**xx.xx**	**xx.xx**	**xx.xx**	**xx.xx**

Table 94. Global Digestive Enzyme Supplements Market Size, by Tablets & Lozenges, by Region, 2017-2032 (USD Thousand)

Region	2023	2024	2025	2026	2027	2032	CAGR (%)
Africa	xx.xx	xx.xx	xx.xx	xx.xx	xx.xx	xx.xx	xx.xx
Asia-Pacific	xx.xx	xx.xx	xx.xx	xx.xx	xx.xx	xx.xx	xx.xx
Europe	xx.xx	xx.xx	xx.xx	xx.xx	xx.xx	xx.xx	xx.xx
Latin America	xx.xx	xx.xx	xx.xx	xx.xx	xx.xx	xx.xx	xx.xx
Middle East	xx.xx	xx.xx	xx.xx	xx.xx	xx.xx	xx.xx	xx.xx
North America	xx.xx	xx.xx	xx.xx	xx.xx	xx.xx	xx.xx	xx.xx
Total	**xx.xx**	**xx.xx**	**xx.xx**	**xx.xx**	**xx.xx**	**xx.xx**	**xx.xx**

Table 95. Global Digestive Enzyme Supplements Market Size, by Tablets & Lozenges, by Group, 2017-2032 (USD Thousand)

Group	2023	2024	2025	2026	2027	2032	CAGR (%)
ASEAN	xx.xx	xx.xx	xx.xx	xx.xx	xx.xx	xx.xx	xx.xx
BRICS	xx.xx	xx.xx	xx.xx	xx.xx	xx.xx	xx.xx	xx.xx
European Union	xx.xx	xx.xx	xx.xx	xx.xx	xx.xx	xx.xx	xx.xx
G7	xx.xx	xx.xx	xx.xx	xx.xx	xx.xx	xx.xx	xx.xx
GCC	xx.xx	xx.xx	xx.xx	xx.xx	xx.xx	xx.xx	xx.xx
NATO	xx.xx	xx.xx	xx.xx	xx.xx	xx.xx	xx.xx	xx.xx

Table 96. Global Digestive Enzyme Supplements Market Size, by Tablets & Lozenges, by Country, 2017-2032 (USD Thousand)

Country	2023	2024	2025	2026	2027	2032	CAGR (%)
Australia	xx.xx	xx.xx	xx.xx	xx.xx	xx.xx	xx.xx	xx.xx
Brazil	xx.xx	xx.xx	xx.xx	xx.xx	xx.xx	xx.xx	xx.xx
Canada	xx.xx	xx.xx	xx.xx	xx.xx	xx.xx	xx.xx	xx.xx
China	xx.xx	xx.xx	xx.xx	xx.xx	xx.xx	xx.xx	xx.xx
France	xx.xx	xx.xx	xx.xx	xx.xx	xx.xx	xx.xx	xx.xx
Germany	xx.xx	xx.xx	xx.xx	xx.xx	xx.xx	xx.xx	xx.xx
India	xx.xx	xx.xx	xx.xx	xx.xx	xx.xx	xx.xx	xx.xx
Italy	xx.xx	xx.xx	xx.xx	xx.xx	xx.xx	xx.xx	xx.xx
Japan	xx.xx	xx.xx	xx.xx	xx.xx	xx.xx	xx.xx	xx.xx
Mexico	xx.xx	xx.xx	xx.xx	xx.xx	xx.xx	xx.xx	xx.xx
Russia	xx.xx	xx.xx	xx.xx	xx.xx	xx.xx	xx.xx	xx.xx
South Korea	xx.xx	xx.xx	xx.xx	xx.xx	xx.xx	xx.xx	xx.xx
Spain	xx.xx	xx.xx	xx.xx	xx.xx	xx.xx	xx.xx	xx.xx
United Kingdom	xx.xx	xx.xx	xx.xx	xx.xx	xx.xx	xx.xx	xx.xx
United States	xx.xx	xx.xx	xx.xx	xx.xx	xx.xx	xx.xx	xx.xx
Others	xx.xx	xx.xx	xx.xx	xx.xx	xx.xx	xx.xx	xx.xx
Total	**xx.xx**	**xx.xx**	**xx.xx**	**xx.xx**	**xx.xx**	**xx.xx**	**xx.xx**

Sources & Evidence

1. Questions and Answers on Dietary Supplements
   - Taxonomy evidence: Tablets are recognized supplement presentations. ([fda.gov](https://www.fda.gov/food/information-consumers-using-dietary-supplements/questions-and-answers-dietary-supplements))
   - Taxonomy evidence: Tablets are a recognized dietary-supplement form. ([fda.gov](https://www.fda.gov/food/information-consumers-using-dietary-supplements/questions-and-answers-dietary-supplements))
2. Health Supplement Main Page
   - Taxonomy evidence: The Health Supplement definition identifies tablets as small-unit oral presentations. ([npra.gov.my](https://www.npra.gov.my/~npraweb/index.php/en/health-supplement-main-page.html))
3. Digestive Enzymes - Natural Health Product Monograph, June 26, 2026
   - Taxonomy evidence: The monograph identifies oral tablet presentations. ([webprod.hc-sc.gc.ca](https://webprod.hc-sc.gc.ca/nhpid-bdipsn/dbImages/mono_digestive-enzymes_english.pdf))
4. Papaya Enzyme Lozenges
   - Taxonomy evidence: A finished digestive-enzyme lozenge offering is directly listed with purchasing controls. ([nowfoods.com](https://www.nowfoods.com/products/supplements/papaya-enzyme-lozenges))

12.2.1. Swallowed Tablets & Caplets

Table 97. Global Digestive Enzyme Supplements Market Size, by Swallowed Tablets & Caplets, by Region, 2017-2032 (USD Thousand)

Region	2023	2024	2025	2026	2027	2032	CAGR (%)
Africa	xx.xx	xx.xx	xx.xx	xx.xx	xx.xx	xx.xx	xx.xx
Asia-Pacific	xx.xx	xx.xx	xx.xx	xx.xx	xx.xx	xx.xx	xx.xx
Europe	xx.xx	xx.xx	xx.xx	xx.xx	xx.xx	xx.xx	xx.xx
Latin America	xx.xx	xx.xx	xx.xx	xx.xx	xx.xx	xx.xx	xx.xx
Middle East	xx.xx	xx.xx	xx.xx	xx.xx	xx.xx	xx.xx	xx.xx
North America	xx.xx	xx.xx	xx.xx	xx.xx	xx.xx	xx.xx	xx.xx
Total	**xx.xx**	**xx.xx**	**xx.xx**	**xx.xx**	**xx.xx**	**xx.xx**	**xx.xx**

Table 98. Global Digestive Enzyme Supplements Market Size, by Swallowed Tablets & Caplets, by Group, 2017-2032 (USD Thousand)

Group	2023	2024	2025	2026	2027	2032	CAGR (%)
ASEAN	xx.xx	xx.xx	xx.xx	xx.xx	xx.xx	xx.xx	xx.xx
BRICS	xx.xx	xx.xx	xx.xx	xx.xx	xx.xx	xx.xx	xx.xx
European Union	xx.xx	xx.xx	xx.xx	xx.xx	xx.xx	xx.xx	xx.xx
G7	xx.xx	xx.xx	xx.xx	xx.xx	xx.xx	xx.xx	xx.xx
GCC	xx.xx	xx.xx	xx.xx	xx.xx	xx.xx	xx.xx	xx.xx
NATO	xx.xx	xx.xx	xx.xx	xx.xx	xx.xx	xx.xx	xx.xx

Table 99. Global Digestive Enzyme Supplements Market Size, by Swallowed Tablets & Caplets, by Country, 2017-2032 (USD Thousand)

Country	2023	2024	2025	2026	2027	2032	CAGR (%)
Australia	xx.xx	xx.xx	xx.xx	xx.xx	xx.xx	xx.xx	xx.xx
Brazil	xx.xx	xx.xx	xx.xx	xx.xx	xx.xx	xx.xx	xx.xx
Canada	xx.xx	xx.xx	xx.xx	xx.xx	xx.xx	xx.xx	xx.xx
China	xx.xx	xx.xx	xx.xx	xx.xx	xx.xx	xx.xx	xx.xx
France	xx.xx	xx.xx	xx.xx	xx.xx	xx.xx	xx.xx	xx.xx
Germany	xx.xx	xx.xx	xx.xx	xx.xx	xx.xx	xx.xx	xx.xx
India	xx.xx	xx.xx	xx.xx	xx.xx	xx.xx	xx.xx	xx.xx
Italy	xx.xx	xx.xx	xx.xx	xx.xx	xx.xx	xx.xx	xx.xx
Japan	xx.xx	xx.xx	xx.xx	xx.xx	xx.xx	xx.xx	xx.xx
Mexico	xx.xx	xx.xx	xx.xx	xx.xx	xx.xx	xx.xx	xx.xx
Russia	xx.xx	xx.xx	xx.xx	xx.xx	xx.xx	xx.xx	xx.xx
South Korea	xx.xx	xx.xx	xx.xx	xx.xx	xx.xx	xx.xx	xx.xx
Spain	xx.xx	xx.xx	xx.xx	xx.xx	xx.xx	xx.xx	xx.xx
United Kingdom	xx.xx	xx.xx	xx.xx	xx.xx	xx.xx	xx.xx	xx.xx
United States	xx.xx	xx.xx	xx.xx	xx.xx	xx.xx	xx.xx	xx.xx
Others	xx.xx	xx.xx	xx.xx	xx.xx	xx.xx	xx.xx	xx.xx
Total	**xx.xx**	**xx.xx**	**xx.xx**	**xx.xx**	**xx.xx**	**xx.xx**	**xx.xx**

Sources & Evidence

1. Super Enzymes Tablets

   • Taxonomy evidence: The inspected finished digestive-enzyme supplement is explicitly presented as an easy-to-swallow tablet.
   ([nowfoods.com](https://www.nowfoods.com/products/supplements/super-enzymes-tablets?VARI=xx.xx))

12.2.2. Chewable & Dissolving Tablets

Table 100. Global Digestive Enzyme Supplements Market Size, by Chewable & Dissolving Tablets, by Region, 2017-2032 (USD Thousand)

Region	2023	2024	2025	2026	2027	2032	CAGR (%)
Africa	xx.xx	xx.xx	xx.xx	xx.xx	xx.xx	xx.xx	xx.xx
Asia-Pacific	xx.xx	xx.xx	xx.xx	xx.xx	xx.xx	xx.xx	xx.xx
Europe	xx.xx	xx.xx	xx.xx	xx.xx	xx.xx	xx.xx	xx.xx
Latin America	xx.xx	xx.xx	xx.xx	xx.xx	xx.xx	xx.xx	xx.xx
Middle East	xx.xx	xx.xx	xx.xx	xx.xx	xx.xx	xx.xx	xx.xx
North America	xx.xx	xx.xx	xx.xx	xx.xx	xx.xx	xx.xx	xx.xx
Total	**xx.xx**	**xx.xx**	**xx.xx**	**xx.xx**	**xx.xx**	**xx.xx**	**xx.xx**

Table 101. Global Digestive Enzyme Supplements Market Size, by Chewable & Dissolving Tablets, by Group, 2017-2032 (USD Thousand)

Group	2023	2024	2025	2026	2027	2032	CAGR (%)
ASEAN	xx.xx	xx.xx	xx.xx	xx.xx	xx.xx	xx.xx	xx.xx
BRICS	xx.xx	xx.xx	xx.xx	xx.xx	xx.xx	xx.xx	xx.xx
European Union	xx.xx	xx.xx	xx.xx	xx.xx	xx.xx	xx.xx	xx.xx
G7	xx.xx	xx.xx	xx.xx	xx.xx	xx.xx	xx.xx	xx.xx
GCC	xx.xx	xx.xx	xx.xx	xx.xx	xx.xx	xx.xx	xx.xx
NATO	xx.xx	xx.xx	xx.xx	xx.xx	xx.xx	xx.xx	xx.xx

Table 102. Global Digestive Enzyme Supplements Market Size, by Chewable & Dissolving Tablets, by Country, 2017-2032 (USD Thousand)

Country	2023	2024	2025	2026	2027	2032	CAGR (%)
Australia	xx.xx	xx.xx	xx.xx	xx.xx	xx.xx	xx.xx	xx.xx
Brazil	xx.xx	xx.xx	xx.xx	xx.xx	xx.xx	xx.xx	xx.xx
Canada	xx.xx	xx.xx	xx.xx	xx.xx	xx.xx	xx.xx	xx.xx
China	xx.xx	xx.xx	xx.xx	xx.xx	xx.xx	xx.xx	xx.xx
France	xx.xx	xx.xx	xx.xx	xx.xx	xx.xx	xx.xx	xx.xx
Germany	xx.xx	xx.xx	xx.xx	xx.xx	xx.xx	xx.xx	xx.xx
India	xx.xx	xx.xx	xx.xx	xx.xx	xx.xx	xx.xx	xx.xx
Italy	xx.xx	xx.xx	xx.xx	xx.xx	xx.xx	xx.xx	xx.xx
Japan	xx.xx	xx.xx	xx.xx	xx.xx	xx.xx	xx.xx	xx.xx
Mexico	xx.xx	xx.xx	xx.xx	xx.xx	xx.xx	xx.xx	xx.xx
Russia	xx.xx	xx.xx	xx.xx	xx.xx	xx.xx	xx.xx	xx.xx
South Korea	xx.xx	xx.xx	xx.xx	xx.xx	xx.xx	xx.xx	xx.xx
Spain	xx.xx	xx.xx	xx.xx	xx.xx	xx.xx	xx.xx	xx.xx
United Kingdom	xx.xx	xx.xx	xx.xx	xx.xx	xx.xx	xx.xx	xx.xx
United States	xx.xx	xx.xx	xx.xx	xx.xx	xx.xx	xx.xx	xx.xx
Others	xx.xx	xx.xx	xx.xx	xx.xx	xx.xx	xx.xx	xx.xx
Total	**xx.xx**	**xx.xx**	**xx.xx**	**xx.xx**	**xx.xx**	**xx.xx**	**xx.xx**

Sources & Evidence

1. Dosage Forms (DF) that are being remapped to SPL terms

   · Taxonomy evidence: Troche terminology maps to lozenges, supporting normalization of dissolving presentations without changing their retained category identity. ([fda.gov](https://www.fda.gov/drugs/drug-approvals-and-databases/dosage-forms-df-are-being-remapped-spl-terms))

2. Papaya Enzyme Lozenges

   · Taxonomy evidence: The official digestive-enzyme product is marketed as lozenges with chew-or-dissolve labeling, establishing a commercial dissolving/chewable presentation distinct from swallowed tablets and gummies. ([nowfoods.com](https://www.nowfoods.com/products/supplements/papaya-enzyme-lozenges))

3. Digestive Enzyme Supplements - Chewable Tablets

   · Taxonomy evidence: Chewable Tablets is an explicit digestive-enzyme product-form category. ([vitaminshoppe.com](https://www.vitaminshoppe.com/c/digestion-gut-health/enzymes/digestive-enzymes/form/chewable-tablets))

12.3. Powders & Granules

Table 103. Global Digestive Enzyme Supplements Market Size, by Powders & Granules, by Region, 2017-2032 (USD Thousand)

Region	2023	2024	2025	2026	2027	2032	CAGR (%)
Africa	xx.xx	xx.xx	xx.xx	xx.xx	xx.xx	xx.xx	xx.xx
Asia-Pacific	xx.xx	xx.xx	xx.xx	xx.xx	xx.xx	xx.xx	xx.xx
Europe	xx.xx	xx.xx	xx.xx	xx.xx	xx.xx	xx.xx	xx.xx
Latin America	xx.xx	xx.xx	xx.xx	xx.xx	xx.xx	xx.xx	xx.xx
Middle East	xx.xx	xx.xx	xx.xx	xx.xx	xx.xx	xx.xx	xx.xx
North America	xx.xx	xx.xx	xx.xx	xx.xx	xx.xx	xx.xx	xx.xx
Total	**xx.xx**	**xx.xx**	**xx.xx**	**xx.xx**	**xx.xx**	**xx.xx**	**xx.xx**

Table 104. Global Digestive Enzyme Supplements Market Size, by Powders & Granules, by Group, 2017-2032 (USD Thousand)

Group	2023	2024	2025	2026	2027	2032	CAGR (%)
ASEAN	xx.xx	xx.xx	xx.xx	xx.xx	xx.xx	xx.xx	xx.xx
BRICS	xx.xx	xx.xx	xx.xx	xx.xx	xx.xx	xx.xx	xx.xx
European Union	xx.xx	xx.xx	xx.xx	xx.xx	xx.xx	xx.xx	xx.xx
G7	xx.xx	xx.xx	xx.xx	xx.xx	xx.xx	xx.xx	xx.xx
GCC	xx.xx	xx.xx	xx.xx	xx.xx	xx.xx	xx.xx	xx.xx
NATO	xx.xx	xx.xx	xx.xx	xx.xx	xx.xx	xx.xx	xx.xx

Table 105. Global Digestive Enzyme Supplements Market Size, by Powders & Granules, by Country, 2017-2032 (USD Thousand)

Country	2023	2024	2025	2026	2027	2032	CAGR (%)
Australia	xx.xx	xx.xx	xx.xx	xx.xx	xx.xx	xx.xx	xx.xx
Brazil	xx.xx	xx.xx	xx.xx	xx.xx	xx.xx	xx.xx	xx.xx
Canada	xx.xx	xx.xx	xx.xx	xx.xx	xx.xx	xx.xx	xx.xx
China	xx.xx	xx.xx	xx.xx	xx.xx	xx.xx	xx.xx	xx.xx
France	xx.xx	xx.xx	xx.xx	xx.xx	xx.xx	xx.xx	xx.xx
Germany	xx.xx	xx.xx	xx.xx	xx.xx	xx.xx	xx.xx	xx.xx
India	xx.xx	xx.xx	xx.xx	xx.xx	xx.xx	xx.xx	xx.xx
Italy	xx.xx	xx.xx	xx.xx	xx.xx	xx.xx	xx.xx	xx.xx
Japan	xx.xx	xx.xx	xx.xx	xx.xx	xx.xx	xx.xx	xx.xx
Mexico	xx.xx	xx.xx	xx.xx	xx.xx	xx.xx	xx.xx	xx.xx
Russia	xx.xx	xx.xx	xx.xx	xx.xx	xx.xx	xx.xx	xx.xx
South Korea	xx.xx	xx.xx	xx.xx	xx.xx	xx.xx	xx.xx	xx.xx
Spain	xx.xx	xx.xx	xx.xx	xx.xx	xx.xx	xx.xx	xx.xx
United Kingdom	xx.xx	xx.xx	xx.xx	xx.xx	xx.xx	xx.xx	xx.xx
United States	xx.xx	xx.xx	xx.xx	xx.xx	xx.xx	xx.xx	xx.xx
Others	xx.xx	xx.xx	xx.xx	xx.xx	xx.xx	xx.xx	xx.xx
Total	**xx.xx**	**xx.xx**	**xx.xx**	**xx.xx**	**xx.xx**	**xx.xx**	**xx.xx**

Sources & Evidence

1. Questions and Answers on Dietary Supplements
   - Taxonomy evidence: Powders are recognized supplement presentations. ([fda.gov](https://www.fda.gov/food/information-consumers-using-dietary-supplements/questions-and-answers-dietary-supplements))
   - Taxonomy evidence: Powders are a recognized dietary-supplement form. ([fda.gov](https://www.fda.gov/food/information-consumers-using-dietary-supplements/questions-and-answers-dietary-supplements))
2. Health Supplement Main Page
   - Taxonomy evidence: The Health Supplement definition includes powder presentations. ([npra.gov.my](https://www.npra.gov.my/~npraweb/index.php/en/health-supplement-main-page.html))
3. Digestive Enzymes - Natural Health Product Monograph, June 26, 2026
   - Taxonomy evidence: The monograph identifies granules among oral digestive-enzyme dosage forms. ([webprod.hc-sc.gc.ca](https://webprod.hc-sc.gc.ca/nhpid-bdipsn/dbImages/mono_digestive-enzymes_english.pdf))
4. FODZYME®: FODMAP Digestive Enzymes for Fructans, GOS & Lactose
   - Taxonomy evidence: The specific product page identifies a digestive-enzyme dietary supplement in powder format, offered in jars and on-the-go packets. Packaging variants remain within one dosage-form category. ([fodzyme.com](https://fodzyme.com/products/fodzyme))

12.4. Gummies

Table 106. Global Digestive Enzyme Supplements Market Size, by Gummies, by Region, 2017-2032 (USD Thousand)

Region	2023	2024	2025	2026	2027	2032	CAGR (%)
Africa	xx.xx	xx.xx	xx.xx	xx.xx	xx.xx	xx.xx	xx.xx
Asia-Pacific	xx.xx	xx.xx	xx.xx	xx.xx	xx.xx	xx.xx	xx.xx
Europe	xx.xx	xx.xx	xx.xx	xx.xx	xx.xx	xx.xx	xx.xx
Latin America	xx.xx	xx.xx	xx.xx	xx.xx	xx.xx	xx.xx	xx.xx
Middle East	xx.xx	xx.xx	xx.xx	xx.xx	xx.xx	xx.xx	xx.xx
North America	xx.xx	xx.xx	xx.xx	xx.xx	xx.xx	xx.xx	xx.xx
Total	**xx.xx**	**xx.xx**	**xx.xx**	**xx.xx**	**xx.xx**	**xx.xx**	**xx.xx**

Table 107. Global Digestive Enzyme Supplements Market Size, by Gummies, by Group, 2017-2032 (USD Thousand)

Group	2023	2024	2025	2026	2027	2032	CAGR (%)
ASEAN	xx.xx	xx.xx	xx.xx	xx.xx	xx.xx	xx.xx	xx.xx
BRICS	xx.xx	xx.xx	xx.xx	xx.xx	xx.xx	xx.xx	xx.xx
European Union	xx.xx	xx.xx	xx.xx	xx.xx	xx.xx	xx.xx	xx.xx
G7	xx.xx	xx.xx	xx.xx	xx.xx	xx.xx	xx.xx	xx.xx
GCC	xx.xx	xx.xx	xx.xx	xx.xx	xx.xx	xx.xx	xx.xx
NATO	xx.xx	xx.xx	xx.xx	xx.xx	xx.xx	xx.xx	xx.xx

Table 108. Global Digestive Enzyme Supplements Market Size, by Gummies, by Country, 2017-2032 (USD Thousand)

Country	2023	2024	2025	2026	2027	2032	CAGR (%)
Australia	xx.xx	xx.xx	xx.xx	xx.xx	xx.xx	xx.xx	xx.xx
Brazil	xx.xx	xx.xx	xx.xx	xx.xx	xx.xx	xx.xx	xx.xx
Canada	xx.xx	xx.xx	xx.xx	xx.xx	xx.xx	xx.xx	xx.xx
China	xx.xx	xx.xx	xx.xx	xx.xx	xx.xx	xx.xx	xx.xx
France	xx.xx	xx.xx	xx.xx	xx.xx	xx.xx	xx.xx	xx.xx
Germany	xx.xx	xx.xx	xx.xx	xx.xx	xx.xx	xx.xx	xx.xx
India	xx.xx	xx.xx	xx.xx	xx.xx	xx.xx	xx.xx	xx.xx
Italy	xx.xx	xx.xx	xx.xx	xx.xx	xx.xx	xx.xx	xx.xx
Japan	xx.xx	xx.xx	xx.xx	xx.xx	xx.xx	xx.xx	xx.xx
Mexico	xx.xx	xx.xx	xx.xx	xx.xx	xx.xx	xx.xx	xx.xx
Russia	xx.xx	xx.xx	xx.xx	xx.xx	xx.xx	xx.xx	xx.xx
South Korea	xx.xx	xx.xx	xx.xx	xx.xx	xx.xx	xx.xx	xx.xx
Spain	xx.xx	xx.xx	xx.xx	xx.xx	xx.xx	xx.xx	xx.xx
United Kingdom	xx.xx	xx.xx	xx.xx	xx.xx	xx.xx	xx.xx	xx.xx
United States	xx.xx	xx.xx	xx.xx	xx.xx	xx.xx	xx.xx	xx.xx
Others	xx.xx	xx.xx	xx.xx	xx.xx	xx.xx	xx.xx	xx.xx
Total	**xx.xx**	**xx.xx**	**xx.xx**	**xx.xx**	**xx.xx**	**xx.xx**	**xx.xx**

Sources & Evidence

1. Questions and Answers on Dietary Supplements

   · Taxonomy evidence: Gummies can be supplements, but conventional-food representation remains a separate boundary issue.
   ([fda.gov](https://www.fda.gov/food/information-consumers-using-dietary-supplements/questions-and-answers-dietary-supplements))

   · Taxonomy evidence: Gummies can be dietary supplements, but products represented as conventional foods do not qualify merely because of their form.
   ([fda.gov](https://www.fda.gov/food/information-consumers-using-dietary-supplements/questions-and-answers-dietary-supplements))

2. PooPerfect

   · Taxonomy evidence: The official product page prominently co-positions digestive enzymes within a gummy combination and provides a purchasing route. This establishes an advertised enzyme-containing gummy format, not independently verified efficacy or universal regulatory qualification.
   ([cleannutra.com](https://cleannutra.com/products/fur-glow-copy))

12.5. Oral Liquids

Table 109. Global Digestive Enzyme Supplements Market Size, by Oral Liquids, by Region, 2017-2032 (USD Thousand)

Region	2023	2024	2025	2026	2027	2032	CAGR (%)
Africa	xx.xx	xx.xx	xx.xx	xx.xx	xx.xx	xx.xx	xx.xx
Asia-Pacific	xx.xx	xx.xx	xx.xx	xx.xx	xx.xx	xx.xx	xx.xx
Europe	xx.xx	xx.xx	xx.xx	xx.xx	xx.xx	xx.xx	xx.xx
Latin America	xx.xx	xx.xx	xx.xx	xx.xx	xx.xx	xx.xx	xx.xx
Middle East	xx.xx	xx.xx	xx.xx	xx.xx	xx.xx	xx.xx	xx.xx
North America	xx.xx	xx.xx	xx.xx	xx.xx	xx.xx	xx.xx	xx.xx
Total	**xx.xx**	**xx.xx**	**xx.xx**	**xx.xx**	**xx.xx**	**xx.xx**	**xx.xx**

Table 110. Global Digestive Enzyme Supplements Market Size, by Oral Liquids, by Group, 2017-2032 (USD Thousand)

Group	2023	2024	2025	2026	2027	2032	CAGR (%)
ASEAN	xx.xx	xx.xx	xx.xx	xx.xx	xx.xx	xx.xx	xx.xx
BRICS	xx.xx	xx.xx	xx.xx	xx.xx	xx.xx	xx.xx	xx.xx
European Union	xx.xx	xx.xx	xx.xx	xx.xx	xx.xx	xx.xx	xx.xx
G7	xx.xx	xx.xx	xx.xx	xx.xx	xx.xx	xx.xx	xx.xx
GCC	xx.xx	xx.xx	xx.xx	xx.xx	xx.xx	xx.xx	xx.xx
NATO	xx.xx	xx.xx	xx.xx	xx.xx	xx.xx	xx.xx	xx.xx

Table 111. Global Digestive Enzyme Supplements Market Size, by Oral Liquids, by Country, 2017-2032 (USD Thousand)

Country	2023	2024	2025	2026	2027	2032	CAGR (%)
Australia	xx.xx	xx.xx	xx.xx	xx.xx	xx.xx	xx.xx	xx.xx
Brazil	xx.xx	xx.xx	xx.xx	xx.xx	xx.xx	xx.xx	xx.xx
Canada	xx.xx	xx.xx	xx.xx	xx.xx	xx.xx	xx.xx	xx.xx
China	xx.xx	xx.xx	xx.xx	xx.xx	xx.xx	xx.xx	xx.xx
France	xx.xx	xx.xx	xx.xx	xx.xx	xx.xx	xx.xx	xx.xx
Germany	xx.xx	xx.xx	xx.xx	xx.xx	xx.xx	xx.xx	xx.xx
India	xx.xx	xx.xx	xx.xx	xx.xx	xx.xx	xx.xx	xx.xx
Italy	xx.xx	xx.xx	xx.xx	xx.xx	xx.xx	xx.xx	xx.xx
Japan	xx.xx	xx.xx	xx.xx	xx.xx	xx.xx	xx.xx	xx.xx
Mexico	xx.xx	xx.xx	xx.xx	xx.xx	xx.xx	xx.xx	xx.xx
Russia	xx.xx	xx.xx	xx.xx	xx.xx	xx.xx	xx.xx	xx.xx
South Korea	xx.xx	xx.xx	xx.xx	xx.xx	xx.xx	xx.xx	xx.xx
Spain	xx.xx	xx.xx	xx.xx	xx.xx	xx.xx	xx.xx	xx.xx
United Kingdom	xx.xx	xx.xx	xx.xx	xx.xx	xx.xx	xx.xx	xx.xx
United States	xx.xx	xx.xx	xx.xx	xx.xx	xx.xx	xx.xx	xx.xx
Others	xx.xx	xx.xx	xx.xx	xx.xx	xx.xx	xx.xx	xx.xx
Total	**xx.xx**	**xx.xx**	**xx.xx**	**xx.xx**	**xx.xx**	**xx.xx**	**xx.xx**

Sources & Evidence

1. Questions and Answers on Dietary Supplements

   · Taxonomy evidence: Liquids are recognized supplement presentations; this does not automatically qualify food-treatment-only enzyme liquids. ([fda.gov](https://www.fda.gov/food/information-consumers-using-dietary-supplements/questions-and-answers-dietary-supplements))

   · Taxonomy evidence: Liquids are a recognized dietary-supplement form. ([fda.gov](https://www.fda.gov/food/information-consumers-using-dietary-supplements/questions-and-answers-dietary-supplements))

2. Health Supplement Main Page

   · Taxonomy evidence: The Health Supplement definition includes liquid presentations. ([npra.gov.my](https://www.npra.gov.my/~npraweb/index.php/en/health-supplement-main-page.html))

3. Delictase - Oral Drops

   · Taxonomy evidence: The official Delictase page identifies oral drops containing lactase and describes the product as a food supplement. Its displayed notification number is expressly not a marketing-authorization license. ([en.delictase.gr](https://en.delictase.gr/copy-of-delictase))

13. Digestive Enzyme Supplements Market, by Seller Channel

Seller Channel changes who controls the purchasing relationship, not merely where an enzyme product appears. ■■■■■■■■■■■■ ■■■■■■■ ■■■ ■■■■■■■■■■■ ■■ ■■■■■ ■■■■■■■■■■■■ ■■■ ■■■■■■■■ ■■■■■ ■■■■■■■■■ ■■■■■■■ ■■■■■■■■■■ ■■■ ■■■■■■■■ ■■■■■■■■■■ ■■■■■■■■■■■■ ■■■■■■■■■■■■ ■■■■■■■■ ■■■■■■■■ ■■■■ ■■■■■■■■■ ■■■■■ ■■ ■■■■■■■■■■■■ ■■■■■■■■■■■■ ■■■ ■■■■■■■ ■■■■■■■■ ■■■■■■■■■■ ■■■ ■■■ ■■■■■■ ■■■■■■■■■ ■■■■■■■■■■■■ ■■ ■■■■■■■■■■■■ ■■■■■■ ■■■■■■■ ■■■■■ ■■■■■■■■ ■■■■ ■■■■■■■■■■■■ ■■■■■■■■■■■■ A referral or assisted purchase should not automatically be classified as independent resale: the invoice, agreement and customer-service responsibility must establish the actual seller.

Healthcare Practitioners & Clinics can control assortment access while operating under restricted resale rights. ■■■■■■■■ ■■■■ ■■■■■■■■■■■■ ■■■■■ ■■■■■■■ ■■■■■■■■■■■■ ■■■■■■ ■■■■■■■■ ■■■■■■■■■ ■■■ ■■■■■■■ ■■■■■■■■ ■■■■■■■ ■■■ ■■■■■■ ■■■■■■■ ■■■■■■■■■■ ■■■■■■■ ■ ■■■■■■■■■■■■■■■■ ■■■■■■■ ■■ ■■■ ■■■■■■■ ■■■ ■■■■■■ ■■■■■■■■■ ■■ ■■■■■■■■ ■■■■■■■ ■■■■■■ ■■■■■■■ ■■■■ ■■■■■ ■■■■■■ ■■■■■■■ ■■■ ■■■■■■■■■■■■ ■■■■■■■■■■■■ ■■■■■■ ■■■■■■■ ■■■■■■■■■■ ■■■■■■■■ ■■ ■■■ ■■■■■■■■■■■ ■■■■■■■■■■■■■ ■■■■■■ ■■■■■■■■ ■■■■■ ■■■■■■■ ■■■■■■■■■■ ■■■ ■■■■■■■ ■■■■■■■■■■■ ■■■■■■ ■■■■■■■■■■ Brand-direct access is an alternative where a provider-controlled relationship is not required, but places more selection responsibility with the purchaser.

Pharmacies & Drugstores, Specialty Health & Nutrition Retailers, and General Merchandise & Grocery Retailers are distinct retail relationships, although each can also support online ordering. ■■■■ ■■■■■■■■■■ ■■■■■■■■■■■ ■■■■■■■■■■■ ■■■■■■ ■■■ ■■■■■■■■■■■■ ■■ ■■■■■■■■■■ ■■■■■■■■ ■■■■■■■■■ ■■■ ■ ■■■■■■■■ ■■■■ ■■■■■■■■■■■ ■■■■■■■■ ■■■ ■■■■■■■■ ■■■■■■■■ ■■■■■■■■■■■■■■■■ ■■■■■■■■ ■■■■■■■■■ ■ ■■■■■■■■■■■■■■■■■ ■■■■■■■■ ■■■■■ ■■■■■■■■■■■■■ ■■■■■■■■■■■ ■■■■■■■■■■ ■■■■■■ ■■■■■■ ■■■■■■■■■■■ ■■■■■■■■■■■■■■■■ ■■■■■■■■■■ ■■■■■■ ■■■■■■■■■■■■■ ■■■ ■■■■■■■■■ ■■■■■■■■ ■■■■■■ ■■■■ ■■■■■ ■■■■■■■■■ ■■■■■ ■■■■■■■■ ■■■■ ■ ■■■■■■■■■ ■■■■■■■■■ ■■ ■■■■■■■■■■■■ ■■■■■■ ■■■■ ■ ■■■■■■■■■■■ ■■■■■■■■ Choosing broader retail coverage may improve the number of available purchasing interfaces, but does not establish buyer preference, local stocking or product interchangeability.

Figure 24. Global Digestive Enzyme Supplements Market, by Seller Channel: Market share evolution, 2025-2032

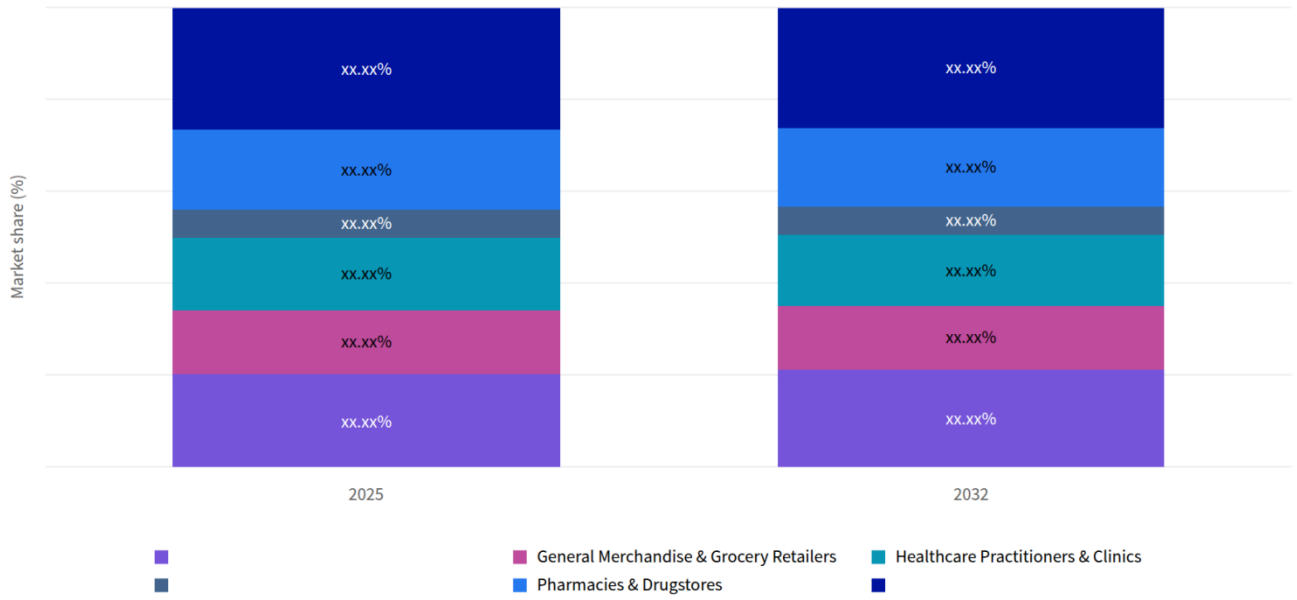

Figure 25. Global Digestive Enzyme Supplements Market, by Seller Channel: Market size by category, 2025

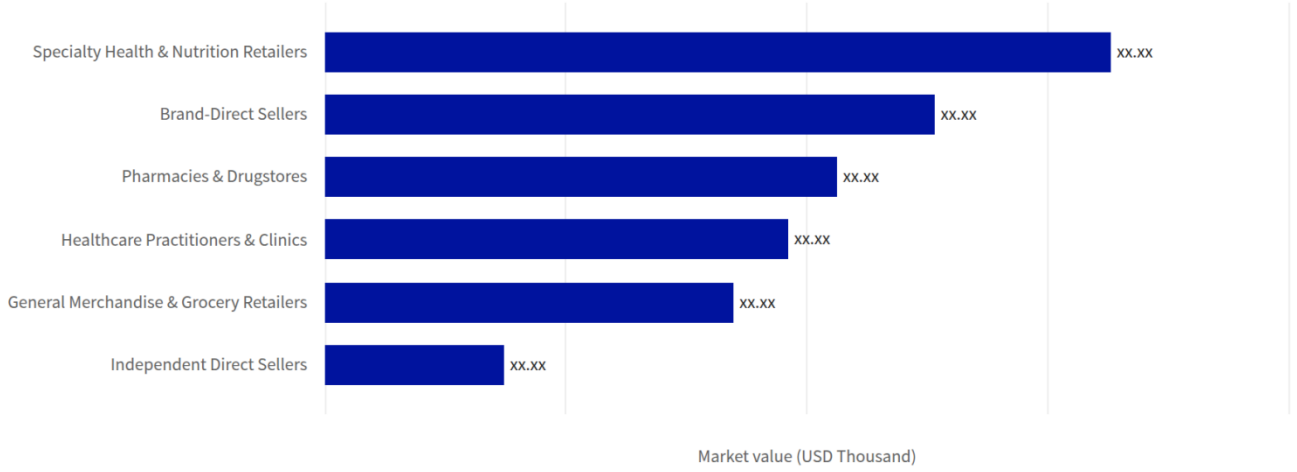

Figure 26. Global Digestive Enzyme Supplements Market, by Seller Channel: Market size and growth, 2025-2032

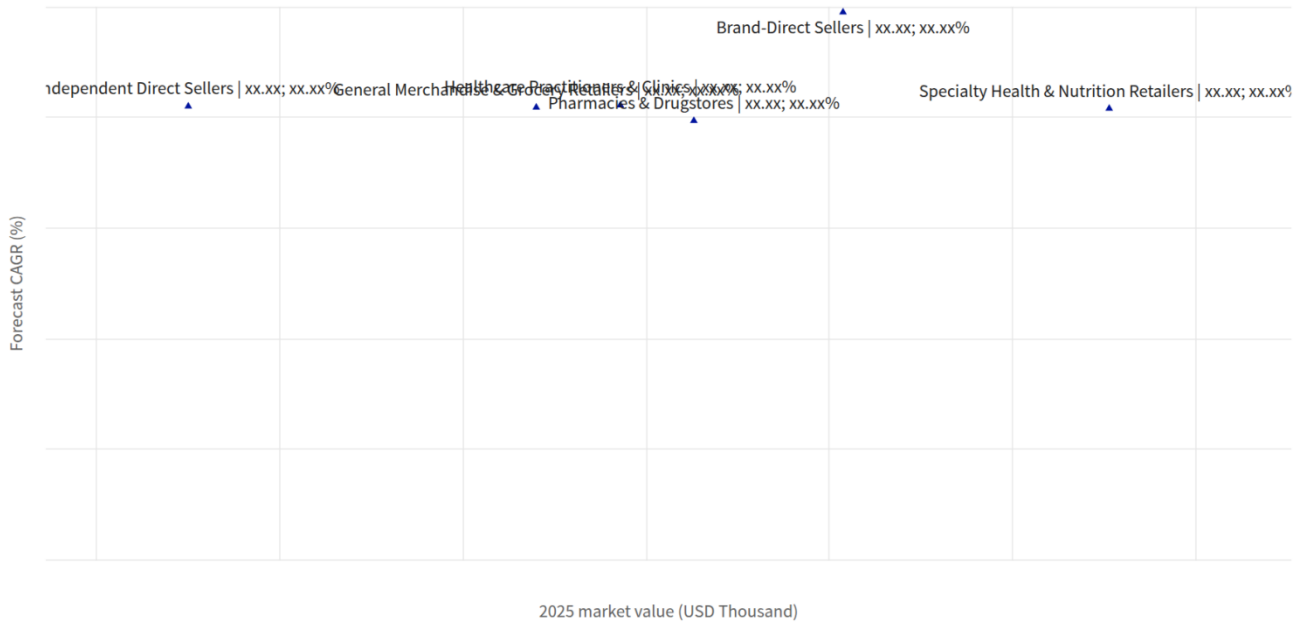

Table 112. Global Digestive Enzyme Supplements Market, by Seller Channel growth contribution, 2025-2032

Category	2025 value (USD Thousand)	2032 value (USD Thousand)	Added value (USD Thousand)	2025 share (%)	2032 share (%)	Change (pp)	Growth share (%)	CAGR (%)
Brand-Direct Sellers	xx.xx	xx.xx	xx.xx	xx.xx	xx.xx	xx.xx	xx.xx	xx.xx
General Merchandise & Grocery Retailers	xx.xx	xx.xx	xx.xx	xx.xx	xx.xx	xx.xx	xx.xx	xx.xx
Healthcare Practitioners & Clinics	xx.xx	xx.xx	xx.xx	xx.xx	xx.xx	xx.xx	xx.xx	xx.xx
Independent Direct Sellers	xx.xx	xx.xx	xx.xx	xx.xx	xx.xx	xx.xx	xx.xx	xx.xx
Pharmacies & Drugstores	xx.xx	xx.xx	xx.xx	xx.xx	xx.xx	xx.xx	xx.xx	xx.xx
Specialty Health & Nutrition Retailers	xx.xx	xx.xx	xx.xx	xx.xx	xx.xx	xx.xx	xx.xx	xx.xx
Scope total	**xx.xx**	**xx.xx**	**xx.xx**	**xx.xx**	**xx.xx**	**xx.xx**	**xx.xx**	**xx.xx**

Table 113. Global Digestive Enzyme Supplements Market Size, by Seller Channel, 2017-2032 (USD Thousand)

Seller Channel	2023	2024	2025	2026	2027	2032	CAGR (%)
Brand-Direct Sellers	xx.xx	xx.xx	xx.xx	xx.xx	xx.xx	xx.xx	xx.xx
General Merchandise & Grocery Retailers	xx.xx	xx.xx	xx.xx	xx.xx	xx.xx	xx.xx	xx.xx
Healthcare Practitioners & Clinics	xx.xx	xx.xx	xx.xx	xx.xx	xx.xx	xx.xx	xx.xx
Independent Direct Sellers	xx.xx	xx.xx	xx.xx	xx.xx	xx.xx	xx.xx	xx.xx
Pharmacies & Drugstores	xx.xx	xx.xx	xx.xx	xx.xx	xx.xx	xx.xx	xx.xx
Specialty Health & Nutrition Retailers	xx.xx	xx.xx	xx.xx	xx.xx	xx.xx	xx.xx	xx.xx
Total	**xx.xx**	**xx.xx**	**xx.xx**	**xx.xx**	**xx.xx**	**xx.xx**	**xx.xx**

Sources & Evidence

1. Purchase Terms and Conditions
   - Atrium's U.S. professional terms require credentials, restrict eligible customers, require separate online resale consent and impose customer-service and recall cooperation obligations.
2. Searching the patient catalog
   - Fullscript permits providers to operate closed catalogs and restrict products available to patients.
3. Digestive Enzymes Ultra w/ Betaine
   - Fullscript lists Digestive Enzymes Ultra w/ Betaine, establishing an in-scope commercial catalog example without establishing unrestricted seller access.
4. Enhanced Super Digestive Enzymes
   - The brand storefront offers Enhanced Super Digestive Enzymes directly.
5. Nature's Sunshine Products, Inc. Form 10-K for the Year Ended December 31, 2025
   - The fiscal-2025 filing describes direct customer sales and independent consultants who operate separate businesses and may resell products.
   - Taxonomy evidence: The fiscal-2025 filing describes direct sales to customers and a separate independent-consultant resale model within the nutritional-product business. ([ir.naturessunshine.com](https://ir.naturessunshine.com/sec-filings/all-sec-filings/content/xx.xx-xx.xx-xx.xx/natr-xx.xx.htm))
6. Food supplements
   - EFSA includes enzymes in its description of food supplements and identifies pharmacies, supermarkets, specialized stores and online availability as purchasing outlets.
   - Taxonomy evidence: Supplement sellers include pharmacies, supermarkets and specialized stores, with online availability described separately. ([efsa.europa.eu](https://www.efsa.europa.eu/en/safe2eat/food-supplements))
   - Taxonomy evidence: EFSA distinguishes pharmacies, supermarkets and specialized stores as supplement sellers, while separately identifying online availability. ([efsa.europa.eu](https://www.efsa.europa.eu/en/safe2eat/food-supplements))
7. Digestive Enzymes - Chewable Tablets
   - The Vitamin Shoppe maintains a digestive-enzyme catalog with store-selection and store-location interfaces.
8. Proactazyme Supplement for Proper Digestion
   - Nature's Sunshine directly offers Proactazyme through its brand storefront.

9. The North American Industry Classification System in the Current Employment Statistics Program
   · Taxonomy evidence: NAICS 2022 retail classifications integrate relevant electronic-shopping and mail-order operations into activity-based retailer classes, supporting separation of seller function from ordering medium. ([bls.gov](https://www.bls.gov/ces/naics/naics-2022.htm))
   · Taxonomy evidence: BLS explains that NAICS 2022 retail classes combine store operations with relevant electronic-shopping, mail-order and direct-selling portions. This supports keeping seller function separate from ordering medium. ([bls.gov](https://www.bls.gov/ces/naics/naics-2022.htm))
10. 2022 NAICS Manual
   · Taxonomy evidence: NAICS 2022 distinguishes food-supplement retail, pharmacy/drug retail, grocery retail and general-merchandise retail by business activity. These are classification anchors, not estimates of digestive-enzyme channel shares. ([census.gov](https://www.census.gov/naics/reference_files_tools/2022_NAICS_Manual.pdf))
11. Online Webpage Agreement
   · Taxonomy evidence: Manufacturer hosting and branding do not by themselves identify the final merchant: this agreement expressly supports professional resale through hosted storefronts. The seller-of-record rule is an analytical application of that distinction. ([metagenics.com](https://www.metagenics.com/en-us/online-webpage-agreement))

13.1. Specialty Health & Nutrition Retailers

Table 114. Global Digestive Enzyme Supplements Market Size, by Specialty Health & Nutrition Retailers, by Region, 2017-2032 (USD Thousand)

Region	2023	2024	2025	2026	2027	2032	CAGR (%)
Africa	xx.xx	xx.xx	xx.xx	xx.xx	xx.xx	xx.xx	xx.xx
Asia-Pacific	xx.xx	xx.xx	xx.xx	xx.xx	xx.xx	xx.xx	xx.xx
Europe	xx.xx	xx.xx	xx.xx	xx.xx	xx.xx	xx.xx	xx.xx
Latin America	xx.xx	xx.xx	xx.xx	xx.xx	xx.xx	xx.xx	xx.xx
Middle East	xx.xx	xx.xx	xx.xx	xx.xx	xx.xx	xx.xx	xx.xx
North America	xx.xx	xx.xx	xx.xx	xx.xx	xx.xx	xx.xx	xx.xx
Total	**xx.xx**	**xx.xx**	**xx.xx**	**xx.xx**	**xx.xx**	**xx.xx**	**xx.xx**

Table 115. Global Digestive Enzyme Supplements Market Size, by Specialty Health & Nutrition Retailers, by Group, 2017-2032 (USD Thousand)

Group	2023	2024	2025	2026	2027	2032	CAGR (%)
ASEAN	xx.xx	xx.xx	xx.xx	xx.xx	xx.xx	xx.xx	xx.xx
BRICS	xx.xx	xx.xx	xx.xx	xx.xx	xx.xx	xx.xx	xx.xx
European Union	xx.xx	xx.xx	xx.xx	xx.xx	xx.xx	xx.xx	xx.xx
G7	xx.xx	xx.xx	xx.xx	xx.xx	xx.xx	xx.xx	xx.xx
GCC	xx.xx	xx.xx	xx.xx	xx.xx	xx.xx	xx.xx	xx.xx
NATO	xx.xx	xx.xx	xx.xx	xx.xx	xx.xx	xx.xx	xx.xx

Table 116. Global Digestive Enzyme Supplements Market Size, by Specialty Health & Nutrition Retailers, by Country, 2017-2032 (USD Thousand)

Country	2023	2024	2025	2026	2027	2032	CAGR (%)
Australia	xx.xx	xx.xx	xx.xx	xx.xx	xx.xx	xx.xx	xx.xx
Brazil	xx.xx	xx.xx	xx.xx	xx.xx	xx.xx	xx.xx	xx.xx
Canada	xx.xx	xx.xx	xx.xx	xx.xx	xx.xx	xx.xx	xx.xx
China	xx.xx	xx.xx	xx.xx	xx.xx	xx.xx	xx.xx	xx.xx
France	xx.xx	xx.xx	xx.xx	xx.xx	xx.xx	xx.xx	xx.xx
Germany	xx.xx	xx.xx	xx.xx	xx.xx	xx.xx	xx.xx	xx.xx
India	xx.xx	xx.xx	xx.xx	xx.xx	xx.xx	xx.xx	xx.xx
Italy	xx.xx	xx.xx	xx.xx	xx.xx	xx.xx	xx.xx	xx.xx
Japan	xx.xx	xx.xx	xx.xx	xx.xx	xx.xx	xx.xx	xx.xx
Mexico	xx.xx	xx.xx	xx.xx	xx.xx	xx.xx	xx.xx	xx.xx
Russia	xx.xx	xx.xx	xx.xx	xx.xx	xx.xx	xx.xx	xx.xx
South Korea	xx.xx	xx.xx	xx.xx	xx.xx	xx.xx	xx.xx	xx.xx
Spain	xx.xx	xx.xx	xx.xx	xx.xx	xx.xx	xx.xx	xx.xx
United Kingdom	xx.xx	xx.xx	xx.xx	xx.xx	xx.xx	xx.xx	xx.xx
United States	xx.xx	xx.xx	xx.xx	xx.xx	xx.xx	xx.xx	xx.xx
Others	xx.xx	xx.xx	xx.xx	xx.xx	xx.xx	xx.xx	xx.xx
Total	**xx.xx**	**xx.xx**	**xx.xx**	**xx.xx**	**xx.xx**	**xx.xx**	**xx.xx**

Sources & Evidence

1. Food supplements
   - Taxonomy evidence: Specialized stores are an expressly recognized supplement retail channel. ([efsa.europa.eu](https://www.efsa.europa.eu/en/safe2eat/food-supplements))
   - Taxonomy evidence: Specialized stores are an expressly identified food-supplement retail channel. ([efsa.europa.eu](https://www.efsa.europa.eu/en/safe2eat/food-supplements))
2. The North American Industry Classification System in the Current Employment Statistics Program
   - Taxonomy evidence: Food-health-supplement retail includes relevant former electronic-shopping and mail-order operations alongside stores. ([bls.gov](https://www.bls.gov/ces/naics/naics-2022.htm))
   - Taxonomy evidence: The food-supplement retail class includes relevant former electronic-shopping and mail-order operations alongside supplement stores. ([bls.gov](https://www.bls.gov/ces/naics/naics-2022.htm))
3. 2022 NAICS Manual
   - Taxonomy evidence: Food (Health) Supplement Retailers is a defined industry for establishments primarily retailing vitamins and nutritional supplements. ([census.gov](https://www.census.gov/naics/reference_files_tools/2022_NAICS_Manual.pdf))
4. Digestive Enzyme Supplements - Chewable Tablets
   - Taxonomy evidence: The retailer maintains a dedicated digestive-enzyme category and describes local store availability, establishing specialist retail participation rather than merely a supplier portfolio claim. ([vitaminshoppe.com](https://www.vitaminshoppe.com/c/digestion-gut-health/enzymes/digestive-enzymes/form/chewable-tablets))

13.2. Brand-Direct Sellers

Table 117. Global Digestive Enzyme Supplements Market Size, by Brand-Direct Sellers, by Region, 2017-2032 (USD Thousand)

Region	2023	2024	2025	2026	2027	2032	CAGR (%)
Africa	xx.xx	xx.xx	xx.xx	xx.xx	xx.xx	xx.xx	xx.xx
Asia-Pacific	xx.xx	xx.xx	xx.xx	xx.xx	xx.xx	xx.xx	xx.xx
Europe	xx.xx	xx.xx	xx.xx	xx.xx	xx.xx	xx.xx	xx.xx
Latin America	xx.xx	xx.xx	xx.xx	xx.xx	xx.xx	xx.xx	xx.xx
Middle East	xx.xx	xx.xx	xx.xx	xx.xx	xx.xx	xx.xx	xx.xx
North America	xx.xx	xx.xx	xx.xx	xx.xx	xx.xx	xx.xx	xx.xx
Total	**xx.xx**	**xx.xx**	**xx.xx**	**xx.xx**	**xx.xx**	**xx.xx**	**xx.xx**

Table 118. Global Digestive Enzyme Supplements Market Size, by Brand-Direct Sellers, by Group, 2017-2032 (USD Thousand)

Group	2023	2024	2025	2026	2027	2032	CAGR (%)
ASEAN	xx.xx	xx.xx	xx.xx	xx.xx	xx.xx	xx.xx	xx.xx
BRICS	xx.xx	xx.xx	xx.xx	xx.xx	xx.xx	xx.xx	xx.xx
European Union	xx.xx	xx.xx	xx.xx	xx.xx	xx.xx	xx.xx	xx.xx
G7	xx.xx	xx.xx	xx.xx	xx.xx	xx.xx	xx.xx	xx.xx
GCC	xx.xx	xx.xx	xx.xx	xx.xx	xx.xx	xx.xx	xx.xx
NATO	xx.xx	xx.xx	xx.xx	xx.xx	xx.xx	xx.xx	xx.xx

Table 119. Global Digestive Enzyme Supplements Market Size, by Brand-Direct Sellers, by Country, 2017-2032 (USD Thousand)

Country	2023	2024	2025	2026	2027	2032	CAGR (%)
Australia	xx.xx	xx.xx	xx.xx	xx.xx	xx.xx	xx.xx	xx.xx
Brazil	xx.xx	xx.xx	xx.xx	xx.xx	xx.xx	xx.xx	xx.xx
Canada	xx.xx	xx.xx	xx.xx	xx.xx	xx.xx	xx.xx	xx.xx
China	xx.xx	xx.xx	xx.xx	xx.xx	xx.xx	xx.xx	xx.xx
France	xx.xx	xx.xx	xx.xx	xx.xx	xx.xx	xx.xx	xx.xx
Germany	xx.xx	xx.xx	xx.xx	xx.xx	xx.xx	xx.xx	xx.xx
India	xx.xx	xx.xx	xx.xx	xx.xx	xx.xx	xx.xx	xx.xx
Italy	xx.xx	xx.xx	xx.xx	xx.xx	xx.xx	xx.xx	xx.xx
Japan	xx.xx	xx.xx	xx.xx	xx.xx	xx.xx	xx.xx	xx.xx
Mexico	xx.xx	xx.xx	xx.xx	xx.xx	xx.xx	xx.xx	xx.xx
Russia	xx.xx	xx.xx	xx.xx	xx.xx	xx.xx	xx.xx	xx.xx
South Korea	xx.xx	xx.xx	xx.xx	xx.xx	xx.xx	xx.xx	xx.xx
Spain	xx.xx	xx.xx	xx.xx	xx.xx	xx.xx	xx.xx	xx.xx
United Kingdom	xx.xx	xx.xx	xx.xx	xx.xx	xx.xx	xx.xx	xx.xx
United States	xx.xx	xx.xx	xx.xx	xx.xx	xx.xx	xx.xx	xx.xx
Others	xx.xx	xx.xx	xx.xx	xx.xx	xx.xx	xx.xx	xx.xx
Total	**xx.xx**	**xx.xx**	**xx.xx**	**xx.xx**	**xx.xx**	**xx.xx**	**xx.xx**

Sources & Evidence

1. Enhanced Super Digestive Enzymes

   · Taxonomy evidence: The brand storefront offers the supplement through direct one-time purchase and recurring-purchase controls. ([lifeextension.com](https://www.lifeextension.com/vitamins-supplements/item02021/enhanced-super-digestive-enzymes))

   · Taxonomy evidence: The current brand storefront offers a finished digestive-enzyme supplement through one-time purchase and AutoShip controls. ([lifeextension.com](https://www.lifeextension.com/vitamins-supplements/item02021/enhanced-super-digestive-enzymes))

2. FODZYME®: FODMAP Digestive Enzymes for Fructans, GOS & Lactose

   · Taxonomy evidence: The manufacturer-identified brand storefront directly offers its finished digestive-enzyme supplement to consumers. ([fodzyme.com](https://fodzyme.com/products/fodzyme))

3. Nature's Sunshine Products, Inc. Form 10-K for the Year Ended December 31, 2025

   · Taxonomy evidence: The filing separately identifies products sold directly to customers, supporting distinction from consultant resale. ([ir.naturessunshine.com](https://ir.naturessunshine.com/sec-filings/all-sec-filings/content/xx.xx-xx.xx-xx.xx/natr-xx.xx.htm))

13.3. Pharmacies & Drugstores

Table 120. Global Digestive Enzyme Supplements Market Size, by Pharmacies & Drugstores, by Region, 2017-2032 (USD Thousand)

Region	2023	2024	2025	2026	2027	2032	CAGR (%)
Africa	xx.xx	xx.xx	xx.xx	xx.xx	xx.xx	xx.xx	xx.xx
Asia-Pacific	xx.xx	xx.xx	xx.xx	xx.xx	xx.xx	xx.xx	xx.xx
Europe	xx.xx	xx.xx	xx.xx	xx.xx	xx.xx	xx.xx	xx.xx
Latin America	xx.xx	xx.xx	xx.xx	xx.xx	xx.xx	xx.xx	xx.xx
Middle East	xx.xx	xx.xx	xx.xx	xx.xx	xx.xx	xx.xx	xx.xx
North America	xx.xx	xx.xx	xx.xx	xx.xx	xx.xx	xx.xx	xx.xx
Total	**xx.xx**	**xx.xx**	**xx.xx**	**xx.xx**	**xx.xx**	**xx.xx**	**xx.xx**

Table 121. Global Digestive Enzyme Supplements Market Size, by Pharmacies & Drugstores, by Group, 2017-2032 (USD Thousand)

Group	2023	2024	2025	2026	2027	2032	CAGR (%)
ASEAN	xx.xx	xx.xx	xx.xx	xx.xx	xx.xx	xx.xx	xx.xx
BRICS	xx.xx	xx.xx	xx.xx	xx.xx	xx.xx	xx.xx	xx.xx
European Union	xx.xx	xx.xx	xx.xx	xx.xx	xx.xx	xx.xx	xx.xx
G7	xx.xx	xx.xx	xx.xx	xx.xx	xx.xx	xx.xx	xx.xx
GCC	xx.xx	xx.xx	xx.xx	xx.xx	xx.xx	xx.xx	xx.xx
NATO	xx.xx	xx.xx	xx.xx	xx.xx	xx.xx	xx.xx	xx.xx

Table 122. Global Digestive Enzyme Supplements Market Size, by Pharmacies & Drugstores, by Country, 2017-2032 (USD Thousand)

Country	2023	2024	2025	2026	2027	2032	CAGR (%)
Australia	xx.xx	xx.xx	xx.xx	xx.xx	xx.xx	xx.xx	xx.xx
Brazil	xx.xx	xx.xx	xx.xx	xx.xx	xx.xx	xx.xx	xx.xx
Canada	xx.xx	xx.xx	xx.xx	xx.xx	xx.xx	xx.xx	xx.xx
China	xx.xx	xx.xx	xx.xx	xx.xx	xx.xx	xx.xx	xx.xx
France	xx.xx	xx.xx	xx.xx	xx.xx	xx.xx	xx.xx	xx.xx
Germany	xx.xx	xx.xx	xx.xx	xx.xx	xx.xx	xx.xx	xx.xx
India	xx.xx	xx.xx	xx.xx	xx.xx	xx.xx	xx.xx	xx.xx
Italy	xx.xx	xx.xx	xx.xx	xx.xx	xx.xx	xx.xx	xx.xx
Japan	xx.xx	xx.xx	xx.xx	xx.xx	xx.xx	xx.xx	xx.xx
Mexico	xx.xx	xx.xx	xx.xx	xx.xx	xx.xx	xx.xx	xx.xx
Russia	xx.xx	xx.xx	xx.xx	xx.xx	xx.xx	xx.xx	xx.xx
South Korea	xx.xx	xx.xx	xx.xx	xx.xx	xx.xx	xx.xx	xx.xx
Spain	xx.xx	xx.xx	xx.xx	xx.xx	xx.xx	xx.xx	xx.xx
United Kingdom	xx.xx	xx.xx	xx.xx	xx.xx	xx.xx	xx.xx	xx.xx
United States	xx.xx	xx.xx	xx.xx	xx.xx	xx.xx	xx.xx	xx.xx
Others	xx.xx	xx.xx	xx.xx	xx.xx	xx.xx	xx.xx	xx.xx
Total	**xx.xx**	**xx.xx**	**xx.xx**	**xx.xx**	**xx.xx**	**xx.xx**	**xx.xx**

Sources & Evidence

1. Food supplements
   - Taxonomy evidence: Pharmacies are an expressly recognized supplement retail channel. ([efsa.europa.eu](https://www.efsa.europa.eu/en/safe2eat/food-supplements))
   - Taxonomy evidence: Pharmacies are an expressly identified food-supplement retail channel. ([efsa.europa.eu](https://www.efsa.europa.eu/en/safe2eat/food-supplements))
2. The North American Industry Classification System in the Current Employment Statistics Program
   - Taxonomy evidence: Pharmacy and drug retail includes relevant former electronic-shopping and mail-order operations. ([bls.gov](https://www.bls.gov/ces/naics/naics-2022.htm))
   - Taxonomy evidence: Pharmacy/drug retail includes relevant former electronic-shopping and mail-order operations. ([bls.gov](https://www.bls.gov/ces/naics/naics-2022.htm))
3. 2022 NAICS Manual
   - Taxonomy evidence: Pharmacies and Drug Retailers is distinguished from specialist food-supplement retail. ([census.gov](https://www.census.gov/naics/reference_files_tools/2022_NAICS_Manual.pdf))

13.4. Healthcare Practitioners & Clinics

Table 123. Global Digestive Enzyme Supplements Market Size, by Healthcare Practitioners & Clinics, by Region, 2017-2032 (USD Thousand)

Region	2023	2024	2025	2026	2027	2032	CAGR (%)
Africa	xx.xx	xx.xx	xx.xx	xx.xx	xx.xx	xx.xx	xx.xx
Asia-Pacific	xx.xx	xx.xx	xx.xx	xx.xx	xx.xx	xx.xx	xx.xx
Europe	xx.xx	xx.xx	xx.xx	xx.xx	xx.xx	xx.xx	xx.xx
Latin America	xx.xx	xx.xx	xx.xx	xx.xx	xx.xx	xx.xx	xx.xx
Middle East	xx.xx	xx.xx	xx.xx	xx.xx	xx.xx	xx.xx	xx.xx
North America	xx.xx	xx.xx	xx.xx	xx.xx	xx.xx	xx.xx	xx.xx
Total	**xx.xx**	**xx.xx**	**xx.xx**	**xx.xx**	**xx.xx**	**xx.xx**	**xx.xx**

Table 124. Global Digestive Enzyme Supplements Market Size, by Healthcare Practitioners & Clinics, by Group, 2017-2032 (USD Thousand)

Group	2023	2024	2025	2026	2027	2032	CAGR (%)
ASEAN	xx.xx	xx.xx	xx.xx	xx.xx	xx.xx	xx.xx	xx.xx
BRICS	xx.xx	xx.xx	xx.xx	xx.xx	xx.xx	xx.xx	xx.xx
European Union	xx.xx	xx.xx	xx.xx	xx.xx	xx.xx	xx.xx	xx.xx
G7	xx.xx	xx.xx	xx.xx	xx.xx	xx.xx	xx.xx	xx.xx
GCC	xx.xx	xx.xx	xx.xx	xx.xx	xx.xx	xx.xx	xx.xx
NATO	xx.xx	xx.xx	xx.xx	xx.xx	xx.xx	xx.xx	xx.xx

Table 125. Global Digestive Enzyme Supplements Market Size, by Healthcare Practitioners & Clinics, by Country, 2017-2032 (USD Thousand)

Country	2023	2024	2025	2026	2027	2032	CAGR (%)
Australia	xx.xx	xx.xx	xx.xx	xx.xx	xx.xx	xx.xx	xx.xx
Brazil	xx.xx	xx.xx	xx.xx	xx.xx	xx.xx	xx.xx	xx.xx
Canada	xx.xx	xx.xx	xx.xx	xx.xx	xx.xx	xx.xx	xx.xx
China	xx.xx	xx.xx	xx.xx	xx.xx	xx.xx	xx.xx	xx.xx
France	xx.xx	xx.xx	xx.xx	xx.xx	xx.xx	xx.xx	xx.xx
Germany	xx.xx	xx.xx	xx.xx	xx.xx	xx.xx	xx.xx	xx.xx
India	xx.xx	xx.xx	xx.xx	xx.xx	xx.xx	xx.xx	xx.xx
Italy	xx.xx	xx.xx	xx.xx	xx.xx	xx.xx	xx.xx	xx.xx
Japan	xx.xx	xx.xx	xx.xx	xx.xx	xx.xx	xx.xx	xx.xx
Mexico	xx.xx	xx.xx	xx.xx	xx.xx	xx.xx	xx.xx	xx.xx
Russia	xx.xx	xx.xx	xx.xx	xx.xx	xx.xx	xx.xx	xx.xx
South Korea	xx.xx	xx.xx	xx.xx	xx.xx	xx.xx	xx.xx	xx.xx
Spain	xx.xx	xx.xx	xx.xx	xx.xx	xx.xx	xx.xx	xx.xx
United Kingdom	xx.xx	xx.xx	xx.xx	xx.xx	xx.xx	xx.xx	xx.xx
United States	xx.xx	xx.xx	xx.xx	xx.xx	xx.xx	xx.xx	xx.xx
Others	xx.xx	xx.xx	xx.xx	xx.xx	xx.xx	xx.xx	xx.xx
Total	**xx.xx**	**xx.xx**	**xx.xx**	**xx.xx**	**xx.xx**	**xx.xx**	**xx.xx**

Sources & Evidence

1. Professional Pricing + Order Form

   · Taxonomy evidence: The form documents professional access to digestive-enzyme inventory. It does not by itself establish subsequent practitioner resale, merchant identity or consumer transaction allocation. ([pureencapsulationspro.com](https://www.pureencapsulationspro.com/media/combined_orderforms_1_28_2026.pdf))

2. Online Webpage Agreement

   · Taxonomy evidence: The agreement permits professionals to sell dietary supplements to their clients through manufacturer-hosted webpages and describes professional resale proceeds. ([metagenics.com](https://www.metagenics.com/en-us/online-webpage-agreement))

13.5. General Merchandise & Grocery Retailers

Table 126. Global Digestive Enzyme Supplements Market Size, by General Merchandise & Grocery Retailers, by Region, 2017-2032 (USD Thousand)

Region	2023	2024	2025	2026	2027	2032	CAGR (%)
Africa	xx.xx	xx.xx	xx.xx	xx.xx	xx.xx	xx.xx	xx.xx
Asia-Pacific	xx.xx	xx.xx	xx.xx	xx.xx	xx.xx	xx.xx	xx.xx
Europe	xx.xx	xx.xx	xx.xx	xx.xx	xx.xx	xx.xx	xx.xx
Latin America	xx.xx	xx.xx	xx.xx	xx.xx	xx.xx	xx.xx	xx.xx
Middle East	xx.xx	xx.xx	xx.xx	xx.xx	xx.xx	xx.xx	xx.xx
North America	xx.xx	xx.xx	xx.xx	xx.xx	xx.xx	xx.xx	xx.xx
Total	**xx.xx**	**xx.xx**	**xx.xx**	**xx.xx**	**xx.xx**	**xx.xx**	**xx.xx**

Table 127. Global Digestive Enzyme Supplements Market Size, by General Merchandise & Grocery Retailers, by Group, 2017-2032 (USD Thousand)

Group	2023	2024	2025	2026	2027	2032	CAGR (%)
ASEAN	xx.xx	xx.xx	xx.xx	xx.xx	xx.xx	xx.xx	xx.xx
BRICS	xx.xx	xx.xx	xx.xx	xx.xx	xx.xx	xx.xx	xx.xx
European Union	xx.xx	xx.xx	xx.xx	xx.xx	xx.xx	xx.xx	xx.xx
G7	xx.xx	xx.xx	xx.xx	xx.xx	xx.xx	xx.xx	xx.xx
GCC	xx.xx	xx.xx	xx.xx	xx.xx	xx.xx	xx.xx	xx.xx
NATO	xx.xx	xx.xx	xx.xx	xx.xx	xx.xx	xx.xx	xx.xx

Table 128. Global Digestive Enzyme Supplements Market Size, by General Merchandise & Grocery Retailers, by Country, 2017-2032 (USD Thousand)

Country	2023	2024	2025	2026	2027	2032	CAGR (%)
Australia	xx.xx	xx.xx	xx.xx	xx.xx	xx.xx	xx.xx	xx.xx
Brazil	xx.xx	xx.xx	xx.xx	xx.xx	xx.xx	xx.xx	xx.xx
Canada	xx.xx	xx.xx	xx.xx	xx.xx	xx.xx	xx.xx	xx.xx
China	xx.xx	xx.xx	xx.xx	xx.xx	xx.xx	xx.xx	xx.xx
France	xx.xx	xx.xx	xx.xx	xx.xx	xx.xx	xx.xx	xx.xx
Germany	xx.xx	xx.xx	xx.xx	xx.xx	xx.xx	xx.xx	xx.xx
India	xx.xx	xx.xx	xx.xx	xx.xx	xx.xx	xx.xx	xx.xx
Italy	xx.xx	xx.xx	xx.xx	xx.xx	xx.xx	xx.xx	xx.xx
Japan	xx.xx	xx.xx	xx.xx	xx.xx	xx.xx	xx.xx	xx.xx
Mexico	xx.xx	xx.xx	xx.xx	xx.xx	xx.xx	xx.xx	xx.xx
Russia	xx.xx	xx.xx	xx.xx	xx.xx	xx.xx	xx.xx	xx.xx
South Korea	xx.xx	xx.xx	xx.xx	xx.xx	xx.xx	xx.xx	xx.xx
Spain	xx.xx	xx.xx	xx.xx	xx.xx	xx.xx	xx.xx	xx.xx
United Kingdom	xx.xx	xx.xx	xx.xx	xx.xx	xx.xx	xx.xx	xx.xx
United States	xx.xx	xx.xx	xx.xx	xx.xx	xx.xx	xx.xx	xx.xx
Others	xx.xx	xx.xx	xx.xx	xx.xx	xx.xx	xx.xx	xx.xx
Total	**xx.xx**	**xx.xx**	**xx.xx**	**xx.xx**	**xx.xx**	**xx.xx**	**xx.xx**

Sources & Evidence

1. Food supplements
   - Taxonomy evidence: Supermarkets are an expressly recognized supplement retail channel. ([efsa.europa.eu](https://www.efsa.europa.eu/en/safe2eat/food-supplements))
   - Taxonomy evidence: Supermarkets are an expressly identified food-supplement retail channel. ([efsa.europa.eu](https://www.efsa.europa.eu/en/safe2eat/food-supplements))
2. The North American Industry Classification System in the Current Employment Statistics Program
   - Taxonomy evidence: General-merchandise and warehouse-club/supercenter classes include relevant electronic-shopping operations rather than treating the ordering medium as the retailer identity. ([bls.gov](https://www.bls.gov/ces/naics/naics-2022.htm))
   - Taxonomy evidence: General-merchandise, warehouse-club and supercenter retail classes include relevant electronic-shopping operations. ([bls.gov](https://www.bls.gov/ces/naics/naics-2022.htm))
3. 2022 NAICS Manual
   - Taxonomy evidence: The manual separately identifies supermarket/grocery, general-merchandise, warehouse-club and supercenter retail activities, including corresponding internet retail operations. ([census.gov](https://www.census.gov/naics/reference_files_tools/2022_NAICS_Manual.pdf))

13.6. Independent Direct Sellers

Table 129. Global Digestive Enzyme Supplements Market Size, by Independent Direct Sellers, by Region, 2017-2032 (USD Thousand)

Region	2023	2024	2025	2026	2027	2032	CAGR (%)
Africa	xx.xx	xx.xx	xx.xx	xx.xx	xx.xx	xx.xx	xx.xx
Asia-Pacific	xx.xx	xx.xx	xx.xx	xx.xx	xx.xx	xx.xx	xx.xx
Europe	xx.xx	xx.xx	xx.xx	xx.xx	xx.xx	xx.xx	xx.xx
Latin America	xx.xx	xx.xx	xx.xx	xx.xx	xx.xx	xx.xx	xx.xx
Middle East	xx.xx	xx.xx	xx.xx	xx.xx	xx.xx	xx.xx	xx.xx
North America	xx.xx	xx.xx	xx.xx	xx.xx	xx.xx	xx.xx	xx.xx
Total	**xx.xx**	**xx.xx**	**xx.xx**	**xx.xx**	**xx.xx**	**xx.xx**	**xx.xx**

Table 130. Global Digestive Enzyme Supplements Market Size, by Independent Direct Sellers, by Group, 2017-2032 (USD Thousand)

Group	2023	2024	2025	2026	2027	2032	CAGR (%)
ASEAN	xx.xx	xx.xx	xx.xx	xx.xx	xx.xx	xx.xx	xx.xx
BRICS	xx.xx	xx.xx	xx.xx	xx.xx	xx.xx	xx.xx	xx.xx
European Union	xx.xx	xx.xx	xx.xx	xx.xx	xx.xx	xx.xx	xx.xx
G7	xx.xx	xx.xx	xx.xx	xx.xx	xx.xx	xx.xx	xx.xx
GCC	xx.xx	xx.xx	xx.xx	xx.xx	xx.xx	xx.xx	xx.xx
NATO	xx.xx	xx.xx	xx.xx	xx.xx	xx.xx	xx.xx	xx.xx

Table 131. Global Digestive Enzyme Supplements Market Size, by Independent Direct Sellers, by Country, 2017-2032 (USD Thousand)

Country	2023	2024	2025	2026	2027	2032	CAGR (%)
Australia	xx.xx	xx.xx	xx.xx	xx.xx	xx.xx	xx.xx	xx.xx
Brazil	xx.xx	xx.xx	xx.xx	xx.xx	xx.xx	xx.xx	xx.xx
Canada	xx.xx	xx.xx	xx.xx	xx.xx	xx.xx	xx.xx	xx.xx
China	xx.xx	xx.xx	xx.xx	xx.xx	xx.xx	xx.xx	xx.xx
France	xx.xx	xx.xx	xx.xx	xx.xx	xx.xx	xx.xx	xx.xx
Germany	xx.xx	xx.xx	xx.xx	xx.xx	xx.xx	xx.xx	xx.xx
India	xx.xx	xx.xx	xx.xx	xx.xx	xx.xx	xx.xx	xx.xx
Italy	xx.xx	xx.xx	xx.xx	xx.xx	xx.xx	xx.xx	xx.xx
Japan	xx.xx	xx.xx	xx.xx	xx.xx	xx.xx	xx.xx	xx.xx
Mexico	xx.xx	xx.xx	xx.xx	xx.xx	xx.xx	xx.xx	xx.xx
Russia	xx.xx	xx.xx	xx.xx	xx.xx	xx.xx	xx.xx	xx.xx
South Korea	xx.xx	xx.xx	xx.xx	xx.xx	xx.xx	xx.xx	xx.xx
Spain	xx.xx	xx.xx	xx.xx	xx.xx	xx.xx	xx.xx	xx.xx
United Kingdom	xx.xx	xx.xx	xx.xx	xx.xx	xx.xx	xx.xx	xx.xx
United States	xx.xx	xx.xx	xx.xx	xx.xx	xx.xx	xx.xx	xx.xx
Others	xx.xx	xx.xx	xx.xx	xx.xx	xx.xx	xx.xx	xx.xx
Total	**xx.xx**	**xx.xx**	**xx.xx**	**xx.xx**	**xx.xx**	**xx.xx**	**xx.xx**

Sources & Evidence

1. Nature's Sunshine Products, Inc. Form 10-K for the Year Ended December 31, 2025

   · Taxonomy evidence: The filing states that independent consultants operate separate businesses and may resell products to consumers, establishing a genuine independent-reseller model rather than referral activity alone.
   ([ir.naturessunshine.com](https://ir.naturessunshine.com/sec-filings/all-sec-filings/content/xx.xx-xx.xx-xx.xx/natr-xx.xx.htm))

14. Digestive Enzyme Supplements Market, by Purchase Mode

Purchase Mode should be assigned to order placement, independently of the seller and delivery arrangement. ▪▪▪▪▪▪▪ ▪▪▪▪▪▪▪▪ ▪▪ ▪▪▪▪▪▪▪▪ ▪▪▪▪▪▪▪▪▪ ▪▪ ▪▪▪▪▪ ▪▪▪▪▪▪▪▪▪▪▪▪ ▪▪▪▪▪▪ ▪▪▪▪▪▪▪▪ ▪▪▪ ▪▪▪▪▪▪▪▪▪▪▪▪▪▪▪▪ ▪▪▪▪▪▪▪▪▪▪▪ ▪▪▪▪▪▪▪▪▪ ▪▪▪▪▪▪▪▪▪▪▪▪▪▪▪▪▪▪ ▪▪▪▪▪▪▪▪▪▪▪ ▪▪▪▪▪▪▪▪▪▪▪▪ ▪▪▪▪▪▪▪▪▪▪▪▪▪▪▪▪▪▪▪▪ ▪▪▪▪▪▪▪▪ ▪▪▪▪▪▪▪▪▪▪▪▪ ▪▪▪▪ ▪ ▪▪▪▪▪▪▪▪ ▪▪▪▪▪▪▪▪▪ ▪▪▪ ▪▪▪▪▪ ▪▪▪▪▪▪▪▪ ▪▪▪▪▪▪▪▪▪ ▪▪▪▪▪▪▪▪▪ ▪▪▪▪▪▪▪▪ ▪▪▪▪▪▪ ▪▪▪▪▪▪▪▪▪▪▪▪ ▪▪▪▪▪▪▪▪▪ ▪▪▪▪▪▪▪▪▪▪▪▪ ▪▪▪▪ ▪▪▪▪▪▪▪▪▪▪ ▪▪▪▪▪▪▪▪▪▪▪▪ ▪▪▪ ▪▪▪▪▪▪▪▪ ▪▪▪▪▪▪▪▪ ▪▪▪▪▪▪▪▪▪▪▪▪ ▪▪▪ ▪▪▪▪▪▪▪▪▪▪▪▪ ▪▪▪▪▪▪▪▪▪▪▪▪ Physical collection or shipment does not, by itself, change the mode through which the customer authorized the order.

Telephone Ordering and Mail & Fax Ordering require different customer-access commitments. Life Extension states that its products can be purchased by telephone and expressly recognizes mail-in consumer orders. ▪▪▪ ▪▪▪▪▪▪▪▪▪▪▪▪▪▪▪ ▪▪▪▪▪▪▪ ▪▪▪▪▪ ▪▪▪▪▪ ▪▪▪▪▪▪ ▪▪ ▪▪ ▪▪▪▪▪▪▪▪ ▪▪▪▪▪▪▪▪▪ ▪▪ ▪▪▪▪▪▪▪▪▪ ▪▪▪▪ ▪▪▪▪▪▪▪▪▪▪▪▪▪▪ ▪▪▪▪▪▪▪▪▪▪▪ ▪▪▪▪▪ ▪▪▪▪ ▪▪ ▪▪▪▪▪▪▪▪▪▪ ▪▪▪▪▪▪▪▪▪▪ ▪▪ ▪▪▪▪▪▪▪▪▪▪ ▪▪▪▪▪▪▪▪▪▪▪▪▪▪▪ ▪ ▪▪▪▪▪▪ ▪▪▪▪▪▪ ▪▪▪▪▪▪ ▪▪▪▪▪▪▪▪▪ ▪▪▪ ▪▪▪▪▪▪▪▪▪▪ ▪▪▪ ▪▪▪ ▪▪▪▪▪▪▪▪ ▪▪▪▪▪▪▪▪▪▪ ▪▪▪▪▪▪ ▪▪▪▪▪▪▪▪▪ ▪▪▪ ▪▪▪▪▪▪▪▪▪▪▪▪ ▪▪▪▪▪▪▪▪▪▪▪ ▪▪▪▪▪▪▪▪▪▪▪▪▪▪ ▪▪ ▪▪▪ ▪ ▪▪▪▪▪▪▪▪ ▪▪▪▪▪▪▪▪ ▪▪▪▪▪▪▪▪▪▪▪▪ ▪▪▪▪▪▪▪▪▪ ▪▪▪ ▪▪▪▪▪ ▪▪▪▪▪▪ ▪▪▪ ▪▪▪▪▪ ▪▪▪▪▪▪▪ ▪▪▪ ▪▪ ▪▪▪ ▪▪▪▪▪▪▪▪ ▪▪▪▪▪▪ ▪▪▪▪▪▪▪▪▪ ▪▪▪ ▪▪▪▪▪▪▪▪ ▪▪ ▪▪▪▪▪▪▪▪▪▪▪▪▪ ▪▪▪▪▪▪▪▪ ▪▪▪ ▪▪▪▪▪▪▪▪▪▪ ▪▪▪▪▪▪▪▪▪▪ ▪▪▪▪▪▪▪ ▪▪▪▪ ▪▪ ▪▪▪▪▪▪▪▪▪▪ ▪▪ ▪▪▪▪▪▪▪▪▪▪▪▪ ▪▪▪▪▪▪▪▪

▪▪▪▪▪▪▪▪▪ ▪▪▪▪▪▪▪▪ ▪▪▪▪▪▪▪▪ ▪▪ ▪▪▪ ▪▪▪▪▪▪ ▪▪▪▪▪ ▪▪▪▪▪▪▪▪▪▪▪ ▪▪▪ ▪▪▪▪▪▪▪▪ ▪▪▪▪▪▪▪ ▪▪▪▪▪▪▪▪ ▪ ▪▪▪▪▪▪▪▪▪▪▪▪▪▪▪ ▪▪▪▪▪▪▪▪ ▪▪▪▪ ▪▪▪▪▪▪▪▪▪▪▪▪▪▪▪ ▪▪▪▪▪▪▪▪▪▪▪ ▪▪▪ ▪ ▪▪▪▪▪▪▪▪▪▪ ▪▪▪▪▪▪▪▪ ▪▪▪▪ ▪▪▪ ▪▪▪▪▪▪▪▪▪ ▪▪▪▪▪▪▪▪▪▪▪▪ ▪▪ ▪▪▪▪▪ ▪▪▪▪▪▪▪▪▪ ▪▪▪▪▪▪ ▪▪▪▪▪ ▪▪▪▪▪▪▪ ▪▪▪▪▪▪▪▪ ▪▪▪▪▪▪ ▪▪▪▪▪▪ ▪▪ ▪▪▪ ▪▪▪▪▪▪▪▪ ▪▪▪▪▪▪▪▪▪ ▪▪▪▪▪▪▪▪ ▪▪▪ ▪▪▪▪▪▪▪▪▪▪▪▪ ▪▪▪ ▪▪▪▪▪▪▪ ▪▪▪▪▪▪▪▪▪▪ ▪▪▪▪▪▪ ▪▪▪▪▪▪▪▪▪ ▪▪▪▪▪▪▪▪▪▪ ▪▪ ▪ ▪▪▪▪▪▪▪ In-person selection provides a different customer interface from digital discovery, while remaining constrained by local stocking. The commercial trigger for adding an ordering mode is verified customer and fulfillment access, not the existence of a website, telephone number or professional fax form alone.

Figure 27. Global Digestive Enzyme Supplements Market, by Purchase Mode: Market share evolution, 2025-2032

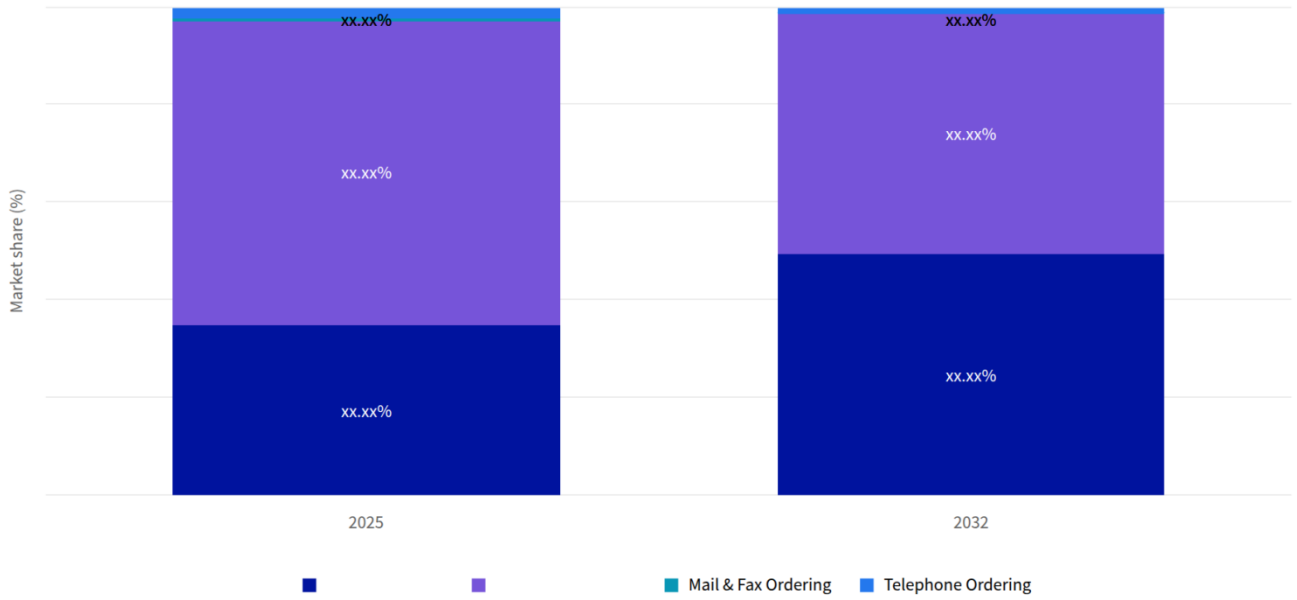

Figure 28. Global Digestive Enzyme Supplements Market, by Purchase Mode: Market size by category, 2025

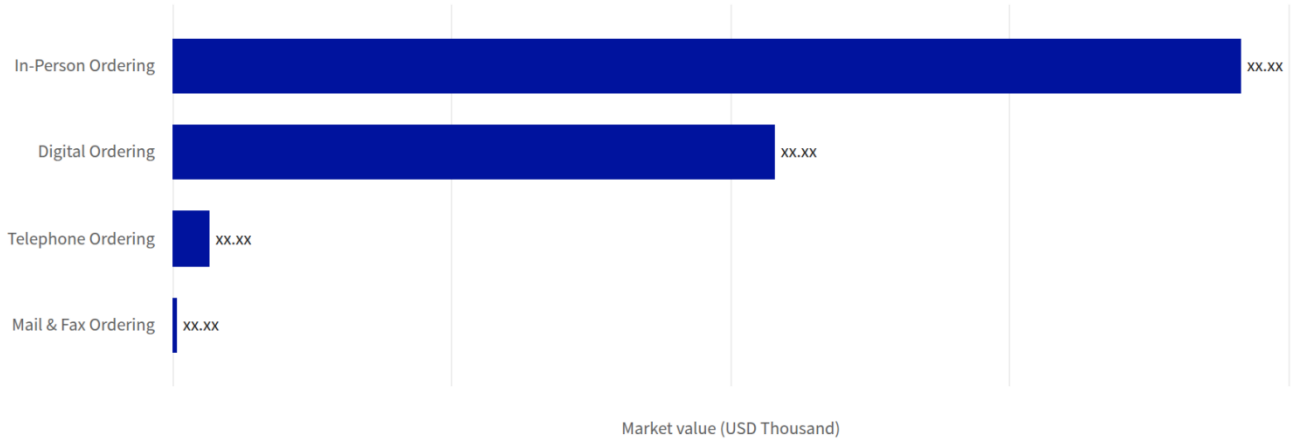

Figure 29. Global Digestive Enzyme Supplements Market, by Purchase Mode: Market size and growth, 2025-2032

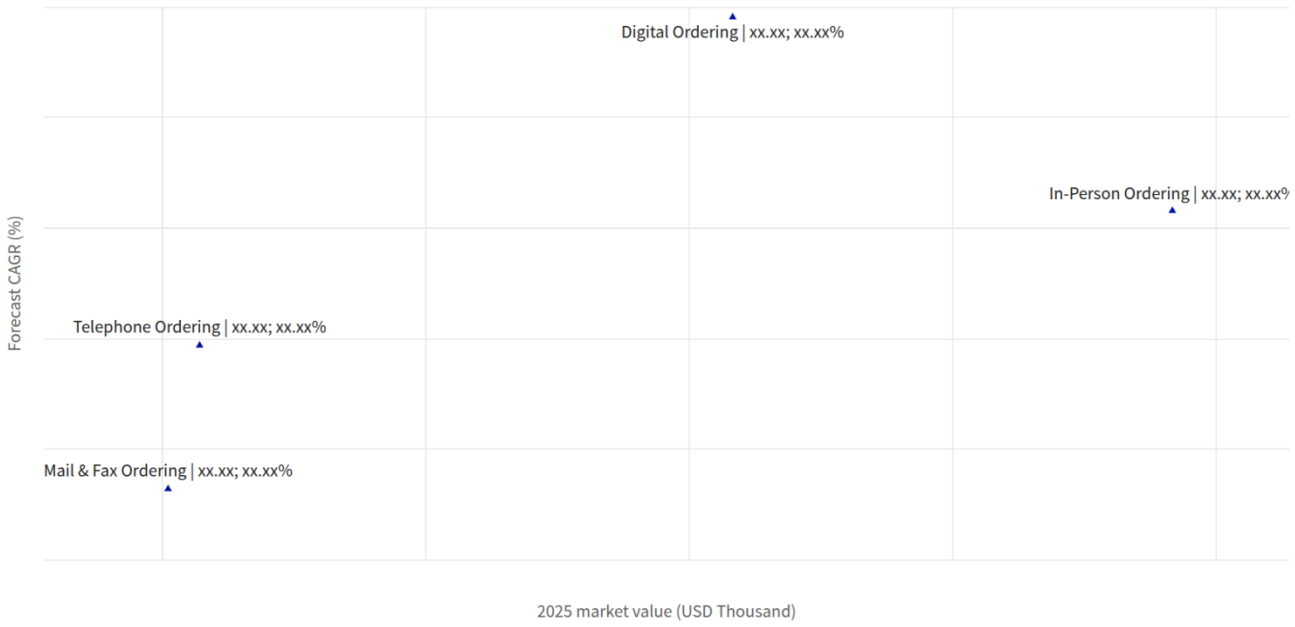

Table 132. Global Digestive Enzyme Supplements Market, by Purchase Mode growth contribution, 2025-2032

Category	2025 value (USD Thousand)	2032 value (USD Thousand)	Added value (USD Thousand)	2025 share (%)	2032 share (%)	Change (pp)	Growth share (%)	CAGR (%)
Digital Ordering	xx.xx	xx.xx	xx.xx	xx.xx	xx.xx	xx.xx	xx.xx	xx.xx
In-Person Ordering	xx.xx	xx.xx	xx.xx	xx.xx	xx.xx	xx.xx	xx.xx	xx.xx
Mail & Fax Ordering	xx.xx	xx.xx	xx.xx	xx.xx	xx.xx	xx.xx	xx.xx	xx.xx
Telephone Ordering	xx.xx	xx.xx	xx.xx	xx.xx	xx.xx	xx.xx	xx.xx	xx.xx
Scope total	**xx.xx**	**xx.xx**	**xx.xx**	**xx.xx**	**xx.xx**	**xx.xx**	**xx.xx**	**xx.xx**

Table 133. Global Digestive Enzyme Supplements Market Size, by Purchase Mode, 2017-2032 (USD Thousand)

Purchase Mode	2023	2024	2025	2026	2027	2032	CAGR (%)
Digital Ordering	xx.xx	xx.xx	xx.xx	xx.xx	xx.xx	xx.xx	xx.xx
In-Person Ordering	xx.xx	xx.xx	xx.xx	xx.xx	xx.xx	xx.xx	xx.xx
Mail & Fax Ordering	xx.xx	xx.xx	xx.xx	xx.xx	xx.xx	xx.xx	xx.xx
Telephone Ordering	xx.xx	xx.xx	xx.xx	xx.xx	xx.xx	xx.xx	xx.xx
Total	**xx.xx**	**xx.xx**	**xx.xx**	**xx.xx**	**xx.xx**	**xx.xx**	**xx.xx**

Sources & Evidence

1. Searching the patient catalog
   - Patient digital catalog access can remain restricted by provider settings; the interface does not establish unrestricted assortment access.
2. Enhanced Super Digestive Enzymes
   - The product storefront provides online purchasing and recurring-purchase enrollment.
   - Taxonomy evidence: Both one-time orders and recurring-purchase enrollment are available online. Assigning renewals to the standing authorization's mode is an analytical allocation rule, not a separately reported sales statistic. ([lifeextension.com](https://www.lifeextension.com/vitamins-supplements/item02021/enhanced-super-digestive-enzymes))
3. Digestive Enzymes - Chewable Tablets
   - The enzyme catalog includes store-selection interfaces; these do not establish product availability at every location.
4. LifeExtension.com Website
   - Life Extension describes online checkout confirmation, states that all products can be purchased by telephone and recognizes mail-in consumer orders. The FAQ does not establish consumer fax ordering.
   - Taxonomy evidence: The current consumer FAQ describes completed online purchases, telephone purchasing and mail-in orders within one seller operation. ([lifeextension.com](https://www.lifeextension.com/faq/website))
   - Taxonomy evidence: The consumer ordering FAQ expressly supports completed website orders, telephone purchases and mail-in orders, establishing distinct purchase modes within the same seller operation. ([lifeextension.com](https://www.lifeextension.com/faq/website))
5. Professional Pricing + Order Form
   - The fax-enabled professional order form includes digestive-enzyme products and explicitly accepts orders from healthcare practitioners only; it does not establish final consumer fax access.
6. E-Commerce
   - Taxonomy evidence: Census defines e-commerce through online order placement or negotiation rather than requiring online payment, supporting separation of purchase mode from payment. ([census.gov](https://www.census.gov/library/publications/time-series/e-commerce.html))
   - Taxonomy evidence: Census defines electronic commerce by online ordering or negotiation rather than requiring online payment, supporting separation of purchase mode from payment and fulfillment. ([census.gov](https://www.census.gov/library/publications/time-series/e-commerce.html))
7. Over-the-Counter Products
   - Taxonomy evidence: The consumer pharmacy ordering page, updated October xx.xx 2026, offers online/app, telephone and mail/fax ordering. The page does not itself identify qualifying digestive-enzyme SKUs in the program. ([careplushealthplans.com](https://www.careplushealthplans.com/members/member-resources/otc-products))

14.1. In-Person Ordering

Table 134. Global Digestive Enzyme Supplements Market Size, by In-Person Ordering, by Region, 2017-2032 (USD Thousand)

Region	2023	2024	2025	2026	2027	2032	CAGR (%)
Africa	xx.xx	xx.xx	xx.xx	xx.xx	xx.xx	xx.xx	xx.xx
Asia-Pacific	xx.xx	xx.xx	xx.xx	xx.xx	xx.xx	xx.xx	xx.xx
Europe	xx.xx	xx.xx	xx.xx	xx.xx	xx.xx	xx.xx	xx.xx
Latin America	xx.xx	xx.xx	xx.xx	xx.xx	xx.xx	xx.xx	xx.xx
Middle East	xx.xx	xx.xx	xx.xx	xx.xx	xx.xx	xx.xx	xx.xx
North America	xx.xx	xx.xx	xx.xx	xx.xx	xx.xx	xx.xx	xx.xx
Total	**xx.xx**	**xx.xx**	**xx.xx**	**xx.xx**	**xx.xx**	**xx.xx**	**xx.xx**

Table 135. Global Digestive Enzyme Supplements Market Size, by In-Person Ordering, by Group, 2017-2032 (USD Thousand)

Group	2023	2024	2025	2026	2027	2032	CAGR (%)
ASEAN	xx.xx	xx.xx	xx.xx	xx.xx	xx.xx	xx.xx	xx.xx
BRICS	xx.xx	xx.xx	xx.xx	xx.xx	xx.xx	xx.xx	xx.xx
European Union	xx.xx	xx.xx	xx.xx	xx.xx	xx.xx	xx.xx	xx.xx
G7	xx.xx	xx.xx	xx.xx	xx.xx	xx.xx	xx.xx	xx.xx
GCC	xx.xx	xx.xx	xx.xx	xx.xx	xx.xx	xx.xx	xx.xx
NATO	xx.xx	xx.xx	xx.xx	xx.xx	xx.xx	xx.xx	xx.xx

Table 136. Global Digestive Enzyme Supplements Market Size, by In-Person Ordering, by Country, 2017-2032 (USD Thousand)

Country	2023	2024	2025	2026	2027	2032	CAGR (%)
Australia	xx.xx	xx.xx	xx.xx	xx.xx	xx.xx	xx.xx	xx.xx
Brazil	xx.xx	xx.xx	xx.xx	xx.xx	xx.xx	xx.xx	xx.xx
Canada	xx.xx	xx.xx	xx.xx	xx.xx	xx.xx	xx.xx	xx.xx
China	xx.xx	xx.xx	xx.xx	xx.xx	xx.xx	xx.xx	xx.xx
France	xx.xx	xx.xx	xx.xx	xx.xx	xx.xx	xx.xx	xx.xx
Germany	xx.xx	xx.xx	xx.xx	xx.xx	xx.xx	xx.xx	xx.xx
India	xx.xx	xx.xx	xx.xx	xx.xx	xx.xx	xx.xx	xx.xx
Italy	xx.xx	xx.xx	xx.xx	xx.xx	xx.xx	xx.xx	xx.xx
Japan	xx.xx	xx.xx	xx.xx	xx.xx	xx.xx	xx.xx	xx.xx
Mexico	xx.xx	xx.xx	xx.xx	xx.xx	xx.xx	xx.xx	xx.xx
Russia	xx.xx	xx.xx	xx.xx	xx.xx	xx.xx	xx.xx	xx.xx
South Korea	xx.xx	xx.xx	xx.xx	xx.xx	xx.xx	xx.xx	xx.xx
Spain	xx.xx	xx.xx	xx.xx	xx.xx	xx.xx	xx.xx	xx.xx
United Kingdom	xx.xx	xx.xx	xx.xx	xx.xx	xx.xx	xx.xx	xx.xx
United States	xx.xx	xx.xx	xx.xx	xx.xx	xx.xx	xx.xx	xx.xx
Others	xx.xx	xx.xx	xx.xx	xx.xx	xx.xx	xx.xx	xx.xx
Total	**xx.xx**	**xx.xx**	**xx.xx**	**xx.xx**	**xx.xx**	**xx.xx**	**xx.xx**

Sources & Evidence

1. E-Commerce

   · Taxonomy evidence: The publication distinguishes fixed point-of-sale retail locations serving walk-in customers from nonstore retail methods. This is a general ordering-context anchor, not an enzyme-specific sales estimate. ([census.gov](https://www.census.gov/library/publications/time-series/e-commerce.html))

2. Digestive Enzyme Supplements - Chewable Tablets

   · Taxonomy evidence: The category page directs consumers to purchase digestive-enzyme products locally in stores, supporting face-to-face retail ordering. ([vitaminshoppe.com](https://www.vitaminshoppe.com/c/digestion-gut-health/enzymes/digestive-enzymes/form/chewable-tablets))

14.2. Digital Ordering

Table 137. Global Digestive Enzyme Supplements Market Size, by Digital Ordering, by Region, 2017-2032 (USD Thousand)

Region	2023	2024	2025	2026	2027	2032	CAGR (%)
Africa	xx.xx	xx.xx	xx.xx	xx.xx	xx.xx	xx.xx	xx.xx
Asia-Pacific	xx.xx	xx.xx	xx.xx	xx.xx	xx.xx	xx.xx	xx.xx
Europe	xx.xx	xx.xx	xx.xx	xx.xx	xx.xx	xx.xx	xx.xx
Latin America	xx.xx	xx.xx	xx.xx	xx.xx	xx.xx	xx.xx	xx.xx
Middle East	xx.xx	xx.xx	xx.xx	xx.xx	xx.xx	xx.xx	xx.xx
North America	xx.xx	xx.xx	xx.xx	xx.xx	xx.xx	xx.xx	xx.xx
Total	**xx.xx**	**xx.xx**	**xx.xx**	**xx.xx**	**xx.xx**	**xx.xx**	**xx.xx**

Table 138. Global Digestive Enzyme Supplements Market Size, by Digital Ordering, by Group, 2017-2032 (USD Thousand)

Group	2023	2024	2025	2026	2027	2032	CAGR (%)
ASEAN	xx.xx	xx.xx	xx.xx	xx.xx	xx.xx	xx.xx	xx.xx
BRICS	xx.xx	xx.xx	xx.xx	xx.xx	xx.xx	xx.xx	xx.xx
European Union	xx.xx	xx.xx	xx.xx	xx.xx	xx.xx	xx.xx	xx.xx
G7	xx.xx	xx.xx	xx.xx	xx.xx	xx.xx	xx.xx	xx.xx
GCC	xx.xx	xx.xx	xx.xx	xx.xx	xx.xx	xx.xx	xx.xx
NATO	xx.xx	xx.xx	xx.xx	xx.xx	xx.xx	xx.xx	xx.xx

Table 139. Global Digestive Enzyme Supplements Market Size, by Digital Ordering, by Country, 2017-2032 (USD Thousand)

Country	2023	2024	2025	2026	2027	2032	CAGR (%)
Australia	xx.xx	xx.xx	xx.xx	xx.xx	xx.xx	xx.xx	xx.xx
Brazil	xx.xx	xx.xx	xx.xx	xx.xx	xx.xx	xx.xx	xx.xx
Canada	xx.xx	xx.xx	xx.xx	xx.xx	xx.xx	xx.xx	xx.xx
China	xx.xx	xx.xx	xx.xx	xx.xx	xx.xx	xx.xx	xx.xx
France	xx.xx	xx.xx	xx.xx	xx.xx	xx.xx	xx.xx	xx.xx
Germany	xx.xx	xx.xx	xx.xx	xx.xx	xx.xx	xx.xx	xx.xx
India	xx.xx	xx.xx	xx.xx	xx.xx	xx.xx	xx.xx	xx.xx
Italy	xx.xx	xx.xx	xx.xx	xx.xx	xx.xx	xx.xx	xx.xx
Japan	xx.xx	xx.xx	xx.xx	xx.xx	xx.xx	xx.xx	xx.xx
Mexico	xx.xx	xx.xx	xx.xx	xx.xx	xx.xx	xx.xx	xx.xx
Russia	xx.xx	xx.xx	xx.xx	xx.xx	xx.xx	xx.xx	xx.xx
South Korea	xx.xx	xx.xx	xx.xx	xx.xx	xx.xx	xx.xx	xx.xx
Spain	xx.xx	xx.xx	xx.xx	xx.xx	xx.xx	xx.xx	xx.xx
United Kingdom	xx.xx	xx.xx	xx.xx	xx.xx	xx.xx	xx.xx	xx.xx
United States	xx.xx	xx.xx	xx.xx	xx.xx	xx.xx	xx.xx	xx.xx
Others	xx.xx	xx.xx	xx.xx	xx.xx	xx.xx	xx.xx	xx.xx
Total	**xx.xx**	**xx.xx**	**xx.xx**	**xx.xx**	**xx.xx**	**xx.xx**	**xx.xx**

Sources & Evidence

1. Food supplements
   - Taxonomy evidence: Online availability is identified separately from the pharmacy, supermarket and specialist seller classes. ([efsa.europa.eu](https://www.efsa.europa.eu/en/safe2eat/food-supplements))
2. E-Commerce
   - Taxonomy evidence: The definition covers internet, mobile devices, electronic mail and comparable online systems. The taxonomy's separate treatment of fax documents is an explicit analytical rule. ([census.gov](https://www.census.gov/library/publications/time-series/e-commerce.html))
   - Taxonomy evidence: The definition covers internet, mobile, electronic-mail and comparable online ordering systems. Faxed order documents are kept separately under this taxonomy's explicit allocation rule. ([census.gov](https://www.census.gov/library/publications/time-series/e-commerce.html))
3. LifeExtension.com Website
   - Taxonomy evidence: Online checkout produces an order-confirmation message, corroborating digital order placement. ([lifeextension.com](https://www.lifeextension.com/faq/website))
   - Taxonomy evidence: The FAQ describes confirmation after online checkout. ([lifeextension.com](https://www.lifeextension.com/faq/website))
4. FODZYME®: FODMAP Digestive Enzymes for Fructans, GOS & Lactose
   - Taxonomy evidence: The specific supplement page provides an online purchasing route. ([fodzyme.com](https://fodzyme.com/products/fodzyme))

5. Online Webpage Agreement
   · Taxonomy evidence: The agreement documents client purchases through webpages and professional e-commerce stores, showing that practitioner resale can use digital ordering. ([metagenics.com](https://www.metagenics.com/en-us/online-webpage-agreement))

14.3. Telephone Ordering

Table 140. Global Digestive Enzyme Supplements Market Size, by Telephone Ordering, by Region, 2017-2032 (USD Thousand)

Region	2023	2024	2025	2026	2027	2032	CAGR (%)
Africa	xx.xx	xx.xx	xx.xx	xx.xx	xx.xx	xx.xx	xx.xx
Asia-Pacific	xx.xx	xx.xx	xx.xx	xx.xx	xx.xx	xx.xx	xx.xx
Europe	xx.xx	xx.xx	xx.xx	xx.xx	xx.xx	xx.xx	xx.xx
Latin America	xx.xx	xx.xx	xx.xx	xx.xx	xx.xx	xx.xx	xx.xx
Middle East	xx.xx	xx.xx	xx.xx	xx.xx	xx.xx	xx.xx	xx.xx
North America	xx.xx	xx.xx	xx.xx	xx.xx	xx.xx	xx.xx	xx.xx
Total	**xx.xx**	**xx.xx**	**xx.xx**	**xx.xx**	**xx.xx**	**xx.xx**	**xx.xx**

Table 141. Global Digestive Enzyme Supplements Market Size, by Telephone Ordering, by Group, 2017-2032 (USD Thousand)

Group	2023	2024	2025	2026	2027	2032	CAGR (%)
ASEAN	xx.xx	xx.xx	xx.xx	xx.xx	xx.xx	xx.xx	xx.xx
BRICS	xx.xx	xx.xx	xx.xx	xx.xx	xx.xx	xx.xx	xx.xx
European Union	xx.xx	xx.xx	xx.xx	xx.xx	xx.xx	xx.xx	xx.xx
G7	xx.xx	xx.xx	xx.xx	xx.xx	xx.xx	xx.xx	xx.xx
GCC	xx.xx	xx.xx	xx.xx	xx.xx	xx.xx	xx.xx	xx.xx
NATO	xx.xx	xx.xx	xx.xx	xx.xx	xx.xx	xx.xx	xx.xx

Table 142. Global Digestive Enzyme Supplements Market Size, by Telephone Ordering, by Country, 2017-2032 (USD Thousand)

Country	2023	2024	2025	2026	2027	2032	CAGR (%)
Australia	xx.xx	xx.xx	xx.xx	xx.xx	xx.xx	xx.xx	xx.xx
Brazil	xx.xx	xx.xx	xx.xx	xx.xx	xx.xx	xx.xx	xx.xx
Canada	xx.xx	xx.xx	xx.xx	xx.xx	xx.xx	xx.xx	xx.xx
China	xx.xx	xx.xx	xx.xx	xx.xx	xx.xx	xx.xx	xx.xx
France	xx.xx	xx.xx	xx.xx	xx.xx	xx.xx	xx.xx	xx.xx
Germany	xx.xx	xx.xx	xx.xx	xx.xx	xx.xx	xx.xx	xx.xx
India	xx.xx	xx.xx	xx.xx	xx.xx	xx.xx	xx.xx	xx.xx
Italy	xx.xx	xx.xx	xx.xx	xx.xx	xx.xx	xx.xx	xx.xx
Japan	xx.xx	xx.xx	xx.xx	xx.xx	xx.xx	xx.xx	xx.xx
Mexico	xx.xx	xx.xx	xx.xx	xx.xx	xx.xx	xx.xx	xx.xx
Russia	xx.xx	xx.xx	xx.xx	xx.xx	xx.xx	xx.xx	xx.xx
South Korea	xx.xx	xx.xx	xx.xx	xx.xx	xx.xx	xx.xx	xx.xx
Spain	xx.xx	xx.xx	xx.xx	xx.xx	xx.xx	xx.xx	xx.xx
United Kingdom	xx.xx	xx.xx	xx.xx	xx.xx	xx.xx	xx.xx	xx.xx
United States	xx.xx	xx.xx	xx.xx	xx.xx	xx.xx	xx.xx	xx.xx
Others	xx.xx	xx.xx	xx.xx	xx.xx	xx.xx	xx.xx	xx.xx
Total	**xx.xx**	**xx.xx**	**xx.xx**	**xx.xx**	**xx.xx**	**xx.xx**	**xx.xx**

Sources & Evidence

1. LifeExtension.com Website
   - Taxonomy evidence: The FAQ states that all products can be purchased by telephone; the separately inspected current storefront includes a digestive-enzyme supplement. ([lifeextension.com](https://www.lifeextension.com/faq/website))
   - Taxonomy evidence: The FAQ states that all products can be purchased by telephone; the separately inspected current catalog includes a qualifying digestive-enzyme supplement. ([lifeextension.com](https://www.lifeextension.com/faq/website))

14.4. Mail & Fax Ordering

Table 143. Global Digestive Enzyme Supplements Market Size, by Mail & Fax Ordering, by Region, 2017-2032 (USD Thousand)

Region	2023	2024	2025	2026	2027	2032	CAGR (%)
Africa	xx.xx	xx.xx	xx.xx	xx.xx	xx.xx	xx.xx	xx.xx
Asia-Pacific	xx.xx	xx.xx	xx.xx	xx.xx	xx.xx	xx.xx	xx.xx
Europe	xx.xx	xx.xx	xx.xx	xx.xx	xx.xx	xx.xx	xx.xx
Latin America	xx.xx	xx.xx	xx.xx	xx.xx	xx.xx	xx.xx	xx.xx
Middle East	xx.xx	xx.xx	xx.xx	xx.xx	xx.xx	xx.xx	xx.xx
North America	xx.xx	xx.xx	xx.xx	xx.xx	xx.xx	xx.xx	xx.xx
Total	**xx.xx**	**xx.xx**	**xx.xx**	**xx.xx**	**xx.xx**	**xx.xx**	**xx.xx**

Table 144. Global Digestive Enzyme Supplements Market Size, by Mail & Fax Ordering, by Group, 2017-2032 (USD Thousand)

Group	2023	2024	2025	2026	2027	2032	CAGR (%)
ASEAN	xx.xx	xx.xx	xx.xx	xx.xx	xx.xx	xx.xx	xx.xx
BRICS	xx.xx	xx.xx	xx.xx	xx.xx	xx.xx	xx.xx	xx.xx
European Union	xx.xx	xx.xx	xx.xx	xx.xx	xx.xx	xx.xx	xx.xx
G7	xx.xx	xx.xx	xx.xx	xx.xx	xx.xx	xx.xx	xx.xx
GCC	xx.xx	xx.xx	xx.xx	xx.xx	xx.xx	xx.xx	xx.xx
NATO	xx.xx	xx.xx	xx.xx	xx.xx	xx.xx	xx.xx	xx.xx

Table 145. Global Digestive Enzyme Supplements Market Size, by Mail & Fax Ordering, by Country, 2017-2032 (USD Thousand)

Country	2023	2024	2025	2026	2027	2032	CAGR (%)
Australia	xx.xx	xx.xx	xx.xx	xx.xx	xx.xx	xx.xx	xx.xx
Brazil	xx.xx	xx.xx	xx.xx	xx.xx	xx.xx	xx.xx	xx.xx
Canada	xx.xx	xx.xx	xx.xx	xx.xx	xx.xx	xx.xx	xx.xx
China	xx.xx	xx.xx	xx.xx	xx.xx	xx.xx	xx.xx	xx.xx
France	xx.xx	xx.xx	xx.xx	xx.xx	xx.xx	xx.xx	xx.xx
Germany	xx.xx	xx.xx	xx.xx	xx.xx	xx.xx	xx.xx	xx.xx
India	xx.xx	xx.xx	xx.xx	xx.xx	xx.xx	xx.xx	xx.xx
Italy	xx.xx	xx.xx	xx.xx	xx.xx	xx.xx	xx.xx	xx.xx
Japan	xx.xx	xx.xx	xx.xx	xx.xx	xx.xx	xx.xx	xx.xx
Mexico	xx.xx	xx.xx	xx.xx	xx.xx	xx.xx	xx.xx	xx.xx
Russia	xx.xx	xx.xx	xx.xx	xx.xx	xx.xx	xx.xx	xx.xx
South Korea	xx.xx	xx.xx	xx.xx	xx.xx	xx.xx	xx.xx	xx.xx
Spain	xx.xx	xx.xx	xx.xx	xx.xx	xx.xx	xx.xx	xx.xx
United Kingdom	xx.xx	xx.xx	xx.xx	xx.xx	xx.xx	xx.xx	xx.xx
United States	xx.xx	xx.xx	xx.xx	xx.xx	xx.xx	xx.xx	xx.xx
Total	**xx.xx**	**xx.xx**	**xx.xx**	**xx.xx**	**xx.xx**	**xx.xx**	**xx.xx**

Sources & Evidence

1. LifeExtension.com Website
   - Taxonomy evidence: Mail-in consumer orders are expressly recognized. The FAQ does not establish consumer fax ordering. ([lifeextension.com](https://www.lifeextension.com/faq/website))
   - Taxonomy evidence: The FAQ expressly recognizes mail-in consumer orders. It does not establish current fax ordering. ([lifeextension.com](https://www.lifeextension.com/faq/website))
2. Professional Pricing + Order Form
   - Taxonomy evidence: The inspected professional order form includes named digestive-enzyme products and permits fax orders. Its professional pricing and audience establish practitioner procurement, not the binding mode of a final consumer purchase. Consumer fax support therefore remains partial. ([pureencapsulationspro.com](https://www.pureencapsulationspro.com/media/combined_orderforms_1_28_2026.pdf))
3. Over-the-Counter Products
   - Taxonomy evidence: Mail/fax ordering is currently operated in consumer pharmacy retail. Its specific linkage to qualifying digestive-enzyme products remains an evidence gap. ([careplushealthplans.com](https://www.careplushealthplans.com/members/member-resources/otc-products))

15. Digestive Enzyme Supplements Market, by Enzyme Source

[redacted] NOW identifies pineapple origin for its bromelain supplement and porcine origin for Pancreatin 2000, illustrating Plant-Origin Enzymes and Animal-Origin Enzymes. Life Extension's Enhanced Super Digestive Enzymes declares botanical and microbial enzyme sources; its classification as Mixed-Origin Enzymes follows from those declarations rather than its vegetarian capsule presentation.

[redacted] That wording conflict leaves exclusive source allocation unsettled. Assortment and procurement teams should obtain a clear, complete supplier declaration before assigning an exclusive-origin label or substituting the product for an origin-qualified alternative.

[redacted] Buyers without origin exclusions may retain a wider set of alternatives. Changes in supplier declarations or product presentation should reopen compatibility review; neither a broader origin mix nor an exclusively botanical proposition establishes superior performance.

Figure 30. Global Digestive Enzyme Supplements Market, by Enzyme Source: Market share evolution, 2025-2032

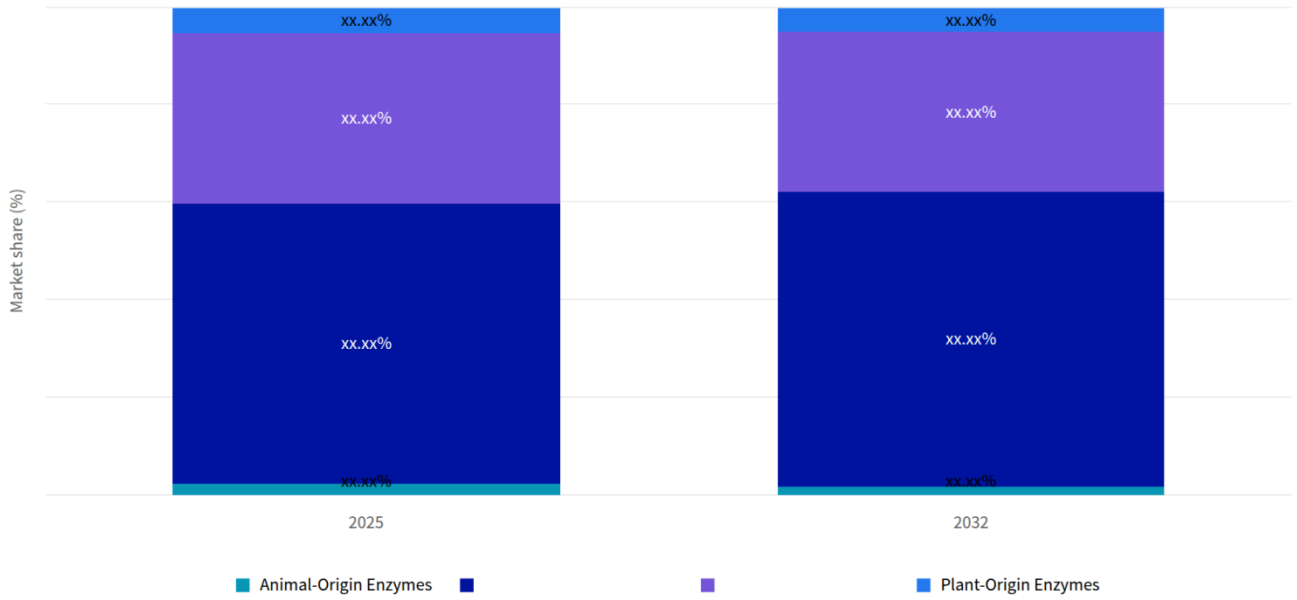

Figure 31. Global Digestive Enzyme Supplements Market, by Enzyme Source: Market size by category, 2025

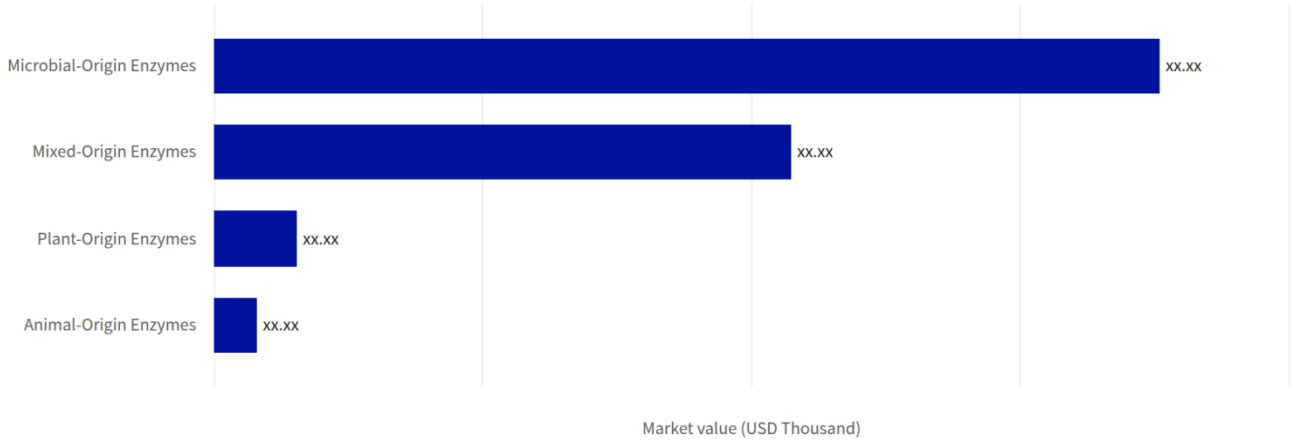

Figure 32. Global Digestive Enzyme Supplements Market, by Enzyme Source: Market size and growth, 2025-2032

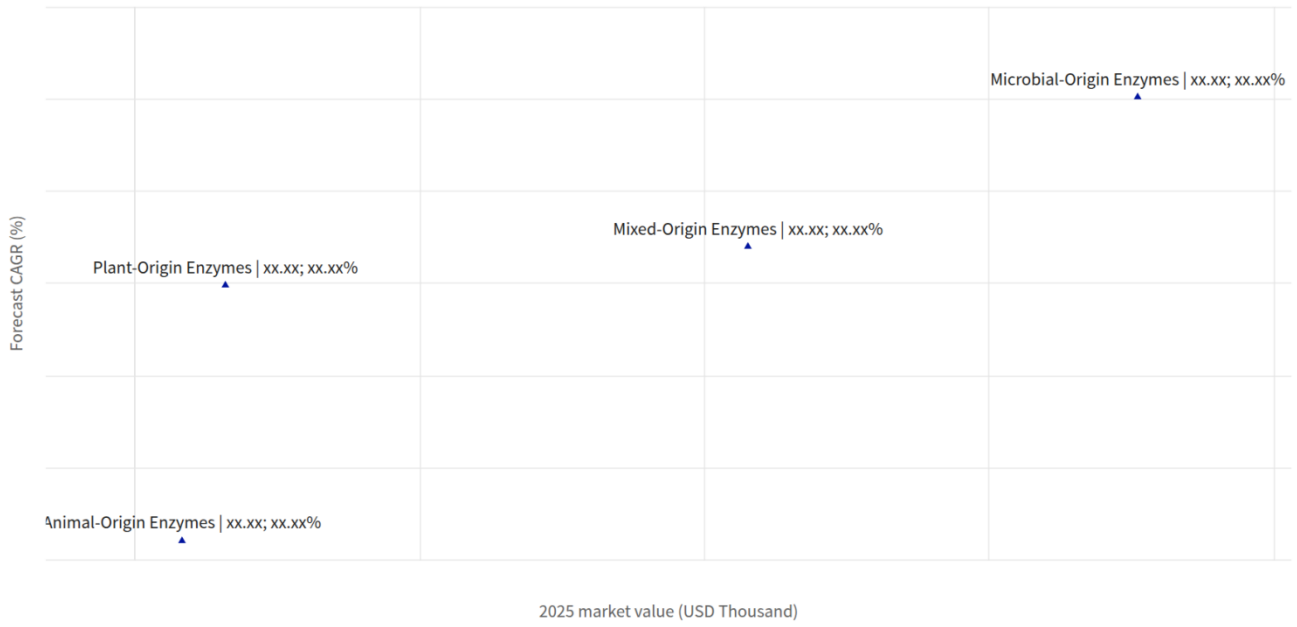

Table 146. Global Digestive Enzyme Supplements Market, by Enzyme Source growth contribution, 2025-2032

Category	2025 value (USD Thousand)	2032 value (USD Thousand)	Added value (USD Thousand)	2025 share (%)	2032 share (%)	Change (pp)	Growth share (%)	CAGR (%)
Animal-Origin Enzymes	xx.xx	xx.xx	xx.xx	xx.xx	xx.xx	xx.xx	xx.xx	xx.xx
Microbial-Origin Enzymes	xx.xx	xx.xx	xx.xx	xx.xx	xx.xx	xx.xx	xx.xx	xx.xx
Mixed-Origin Enzymes	xx.xx	xx.xx	xx.xx	xx.xx	xx.xx	xx.xx	xx.xx	xx.xx
Plant-Origin Enzymes	xx.xx	xx.xx	xx.xx	xx.xx	xx.xx	xx.xx	xx.xx	xx.xx
Scope total	**xx.xx**	**xx.xx**	**xx.xx**	**xx.xx**	**xx.xx**	**xx.xx**	**xx.xx**	**xx.xx**

Table 147. Global Digestive Enzyme Supplements Market Size, by Enzyme Source, 2017-2032 (USD Thousand)

Enzyme Source	2023	2024	2025	2026	2027	2032	CAGR (%)
Animal-Origin Enzymes	xx.xx	xx.xx	xx.xx	xx.xx	xx.xx	xx.xx	xx.xx
Microbial-Origin Enzymes	xx.xx	xx.xx	xx.xx	xx.xx	xx.xx	xx.xx	xx.xx
Mixed-Origin Enzymes	xx.xx	xx.xx	xx.xx	xx.xx	xx.xx	xx.xx	xx.xx
Plant-Origin Enzymes	xx.xx	xx.xx	xx.xx	xx.xx	xx.xx	xx.xx	xx.xx
Total	**xx.xx**	**xx.xx**	**xx.xx**	**xx.xx**	**xx.xx**	**xx.xx**	**xx.xx**

Sources & Evidence

1. Enhanced Super Digestive Enzymes
   - The product declares botanical bromelain alongside microbial-source enzymes. Mixed-origin classification is an inference from those declarations, not vegetarian capsule wording.
2. What Is Alpha Galactosidase? How It Works
   - Intoleran identifies a fungal source for the alpha-galactosidase used in its supplements, supporting microbial-origin commercial classification only.
3. Bromelain Supplement
   - NOW identifies pineapple origin for its finished bromelain supplement and presents it with digestive-support positioning.
4. Pancreatin 2000 | Digestive Enzyme Support
   - NOW identifies porcine origin for Pancreatin 2000 and markets the finished offering for digestive support.
5. Proactazyme Supplement for Proper Digestion
   - The same Proactazyme page describes the enzyme blend as fungi-sourced and plant-sourced. This conflict does not establish an exclusive-origin allocation.
   - Taxonomy evidence: The refreshed Proactazyme page describes its enzymes as fungi-sourced in one section and plant-sourced in another. This unresolved commercial wording conflict is retained as a limitation and is not used to verify an exclusive or mixed-origin allocation. ([naturessunshine.com](https://www.naturessunshine.com/product/proactazyme))
   - Taxonomy evidence: The Proactazyme page describes its blend as fungi-sourced but elsewhere calls the enzymes plant-sourced. This conflicting origin terminology is not used to verify an exclusive source allocation; botanical co-actives and vegan positioning cannot independently resolve the enzyme origins. ([naturessunshine.com](https://www.naturessunshine.com/product/proactazyme))
6. Digestive Enzymes
   - Taxonomy evidence: Public source identities span microbial, botanical and animal origins. ([webprod.hc-sc.gc.ca](https://webprod.hc-sc.gc.ca/nhpid-bdipsn/atReq?atid=enzyme.multi&lang=eng))
7. Digestive Enzymes - Natural Health Product Monograph, June 26, 2026
   - Taxonomy evidence: The June xx.xx 2026 digestive-enzyme monograph provides public source identities spanning microbial, botanical and animal origins. ([webprod.hc-sc.gc.ca](https://webprod.hc-sc.gc.ca/nhpid-bdipsn/dbImages/mono_digestive-enzymes_english.pdf))

15.1. Microbial-Origin Enzymes

Table 148. Global Digestive Enzyme Supplements Market Size, by Microbial-Origin Enzymes, by Region, 2017-2032 (USD Thousand)

Region	2023	2024	2025	2026	2027	2032	CAGR (%)
Africa	xx.xx	xx.xx	xx.xx	xx.xx	xx.xx	xx.xx	xx.xx
Asia-Pacific	xx.xx	xx.xx	xx.xx	xx.xx	xx.xx	xx.xx	xx.xx
Europe	xx.xx	xx.xx	xx.xx	xx.xx	xx.xx	xx.xx	xx.xx
Latin America	xx.xx	xx.xx	xx.xx	xx.xx	xx.xx	xx.xx	xx.xx
Middle East	xx.xx	xx.xx	xx.xx	xx.xx	xx.xx	xx.xx	xx.xx
North America	xx.xx	xx.xx	xx.xx	xx.xx	xx.xx	xx.xx	xx.xx
Total	**xx.xx**	**xx.xx**	**xx.xx**	**xx.xx**	**xx.xx**	**xx.xx**	**xx.xx**

Table 149. Global Digestive Enzyme Supplements Market Size, by Microbial-Origin Enzymes, by Group, 2017-2032 (USD Thousand)

Group	2023	2024	2025	2026	2027	2032	CAGR (%)
ASEAN	xx.xx	xx.xx	xx.xx	xx.xx	xx.xx	xx.xx	xx.xx
BRICS	xx.xx	xx.xx	xx.xx	xx.xx	xx.xx	xx.xx	xx.xx
European Union	xx.xx	xx.xx	xx.xx	xx.xx	xx.xx	xx.xx	xx.xx
G7	xx.xx	xx.xx	xx.xx	xx.xx	xx.xx	xx.xx	xx.xx
GCC	xx.xx	xx.xx	xx.xx	xx.xx	xx.xx	xx.xx	xx.xx
NATO	xx.xx	xx.xx	xx.xx	xx.xx	xx.xx	xx.xx	xx.xx

Table 150. Global Digestive Enzyme Supplements Market Size, by Microbial-Origin Enzymes, by Country, 2017-2032 (USD Thousand)

Country	2023	2024	2025	2026	2027	2032	CAGR (%)
Australia	xx.xx	xx.xx	xx.xx	xx.xx	xx.xx	xx.xx	xx.xx
Brazil	xx.xx	xx.xx	xx.xx	xx.xx	xx.xx	xx.xx	xx.xx
Canada	xx.xx	xx.xx	xx.xx	xx.xx	xx.xx	xx.xx	xx.xx
China	xx.xx	xx.xx	xx.xx	xx.xx	xx.xx	xx.xx	xx.xx
France	xx.xx	xx.xx	xx.xx	xx.xx	xx.xx	xx.xx	xx.xx
Germany	xx.xx	xx.xx	xx.xx	xx.xx	xx.xx	xx.xx	xx.xx
India	xx.xx	xx.xx	xx.xx	xx.xx	xx.xx	xx.xx	xx.xx
Italy	xx.xx	xx.xx	xx.xx	xx.xx	xx.xx	xx.xx	xx.xx
Japan	xx.xx	xx.xx	xx.xx	xx.xx	xx.xx	xx.xx	xx.xx
Mexico	xx.xx	xx.xx	xx.xx	xx.xx	xx.xx	xx.xx	xx.xx
Russia	xx.xx	xx.xx	xx.xx	xx.xx	xx.xx	xx.xx	xx.xx
South Korea	xx.xx	xx.xx	xx.xx	xx.xx	xx.xx	xx.xx	xx.xx
Spain	xx.xx	xx.xx	xx.xx	xx.xx	xx.xx	xx.xx	xx.xx
United Kingdom	xx.xx	xx.xx	xx.xx	xx.xx	xx.xx	xx.xx	xx.xx
United States	xx.xx	xx.xx	xx.xx	xx.xx	xx.xx	xx.xx	xx.xx
Others	xx.xx	xx.xx	xx.xx	xx.xx	xx.xx	xx.xx	xx.xx
Total	**xx.xx**	**xx.xx**	**xx.xx**	**xx.xx**	**xx.xx**	**xx.xx**	**xx.xx**

Sources & Evidence

1. Digestive Enzymes - Natural Health Product Monograph, June 26, 2026
   - Taxonomy evidence: The source tables identify fungal and bacterial sources for named digestive enzymes. ([webprod.hc-sc.gc.ca](https://webprod.hc-sc.gc.ca/nhpid-bdipsn/dbImages/mono_digestive-enzymes_english.pdf))

2. What Is Alpha Galactosidase? The Enzyme That Splits Galactans

· Taxonomy evidence: Intoleran identifies Aspergillus niger, a fungus, as the origin of the alpha-galactosidase used in its named digestive supplements. This establishes microbial-origin commercial enzyme participation without resolving every blend's full source profile. ([intoleran.com](https://www.intoleran.com/us/how-does-it-work/digestive-enzymes/alpha-galactosidase/))

15.2. Mixed-Origin Enzymes

Table 151. Global Digestive Enzyme Supplements Market Size, by Mixed-Origin Enzymes, by Region, 2017-2032 (USD Thousand)

Region	2023	2024	2025	2026	2027	2032	CAGR (%)
Africa	xx.xx	xx.xx	xx.xx	xx.xx	xx.xx	xx.xx	xx.xx
Asia-Pacific	xx.xx	xx.xx	xx.xx	xx.xx	xx.xx	xx.xx	xx.xx
Europe	xx.xx	xx.xx	xx.xx	xx.xx	xx.xx	xx.xx	xx.xx
Latin America	xx.xx	xx.xx	xx.xx	xx.xx	xx.xx	xx.xx	xx.xx
Middle East	xx.xx	xx.xx	xx.xx	xx.xx	xx.xx	xx.xx	xx.xx
North America	xx.xx	xx.xx	xx.xx	xx.xx	xx.xx	xx.xx	xx.xx
Total	**xx.xx**	**xx.xx**	**xx.xx**	**xx.xx**	**xx.xx**	**xx.xx**	**xx.xx**

Table 152. Global Digestive Enzyme Supplements Market Size, by Mixed-Origin Enzymes, by Group, 2017-2032 (USD Thousand)

Group	2023	2024	2025	2026	2027	2032	CAGR (%)
ASEAN	xx.xx	xx.xx	xx.xx	xx.xx	xx.xx	xx.xx	xx.xx
BRICS	xx.xx	xx.xx	xx.xx	xx.xx	xx.xx	xx.xx	xx.xx
European Union	xx.xx	xx.xx	xx.xx	xx.xx	xx.xx	xx.xx	xx.xx
G7	xx.xx	xx.xx	xx.xx	xx.xx	xx.xx	xx.xx	xx.xx
GCC	xx.xx	xx.xx	xx.xx	xx.xx	xx.xx	xx.xx	xx.xx
NATO	xx.xx	xx.xx	xx.xx	xx.xx	xx.xx	xx.xx	xx.xx

Table 153. Global Digestive Enzyme Supplements Market Size, by Mixed-Origin Enzymes, by Country, 2017-2032 (USD Thousand)

Country	2023	2024	2025	2026	2027	2032	CAGR (%)
Australia	xx.xx	xx.xx	xx.xx	xx.xx	xx.xx	xx.xx	xx.xx
Brazil	xx.xx	xx.xx	xx.xx	xx.xx	xx.xx	xx.xx	xx.xx
Canada	xx.xx	xx.xx	xx.xx	xx.xx	xx.xx	xx.xx	xx.xx
China	xx.xx	xx.xx	xx.xx	xx.xx	xx.xx	xx.xx	xx.xx
France	xx.xx	xx.xx	xx.xx	xx.xx	xx.xx	xx.xx	xx.xx
Germany	xx.xx	xx.xx	xx.xx	xx.xx	xx.xx	xx.xx	xx.xx
India	xx.xx	xx.xx	xx.xx	xx.xx	xx.xx	xx.xx	xx.xx
Italy	xx.xx	xx.xx	xx.xx	xx.xx	xx.xx	xx.xx	xx.xx
Japan	xx.xx	xx.xx	xx.xx	xx.xx	xx.xx	xx.xx	xx.xx
Mexico	xx.xx	xx.xx	xx.xx	xx.xx	xx.xx	xx.xx	xx.xx
Russia	xx.xx	xx.xx	xx.xx	xx.xx	xx.xx	xx.xx	xx.xx
South Korea	xx.xx	xx.xx	xx.xx	xx.xx	xx.xx	xx.xx	xx.xx
Spain	xx.xx	xx.xx	xx.xx	xx.xx	xx.xx	xx.xx	xx.xx
United Kingdom	xx.xx	xx.xx	xx.xx	xx.xx	xx.xx	xx.xx	xx.xx
United States	xx.xx	xx.xx	xx.xx	xx.xx	xx.xx	xx.xx	xx.xx
Others	xx.xx	xx.xx	xx.xx	xx.xx	xx.xx	xx.xx	xx.xx
Total	**xx.xx**	**xx.xx**	**xx.xx**	**xx.xx**	**xx.xx**	**xx.xx**	**xx.xx**

Sources & Evidence

1. Enhanced Super Digestive Enzymes

   · Taxonomy evidence: The label declares botanical bromelain alongside microbial-origin enzymes. Mixed-origin allocation is an analytical inference from those declarations, not vegetarian wording. ([lifeextension.com](https://www.lifeextension.com/vitamins-supplements/item02021/enhanced-super-digestive-enzymes))

   · Taxonomy evidence: The label identifies botanical bromelain alongside microbial-source enzymes. Mixed-origin allocation is an inference from those declared enzyme origins, not from the product's vegetarian claim. ([lifeextension.com](https://www.lifeextension.com/vitamins-supplements/item02021/enhanced-super-digestive-enzymes))

2. Super Enzymes Tablets

   · Taxonomy evidence: The label identifies porcine pancreatin together with pineapple-derived bromelain. Its allocation to Mixed-Origin Enzymes is a transparent inference from the declared animal and botanical enzyme origins. ([nowfoods.com](https://www.nowfoods.com/products/supplements/super-enzymes-tablets?VARI=xx.xx))

15.3. Plant-Origin Enzymes

Table 154. Global Digestive Enzyme Supplements Market Size, by Plant-Origin Enzymes, by Region, 2017-2032 (USD Thousand)

Region	2023	2024	2025	2026	2027	2032	CAGR (%)
Africa	xx.xx	xx.xx	xx.xx	xx.xx	xx.xx	xx.xx	xx.xx
Asia-Pacific	xx.xx	xx.xx	xx.xx	xx.xx	xx.xx	xx.xx	xx.xx
Europe	xx.xx	xx.xx	xx.xx	xx.xx	xx.xx	xx.xx	xx.xx
Latin America	xx.xx	xx.xx	xx.xx	xx.xx	xx.xx	xx.xx	xx.xx
Middle East	xx.xx	xx.xx	xx.xx	xx.xx	xx.xx	xx.xx	xx.xx
North America	xx.xx	xx.xx	xx.xx	xx.xx	xx.xx	xx.xx	xx.xx
Total	**xx.xx**	**xx.xx**	**xx.xx**	**xx.xx**	**xx.xx**	**xx.xx**	**xx.xx**

Table 155. Global Digestive Enzyme Supplements Market Size, by Plant-Origin Enzymes, by Group, 2017-2032 (USD Thousand)

Group	2023	2024	2025	2026	2027	2032	CAGR (%)
ASEAN	xx.xx	xx.xx	xx.xx	xx.xx	xx.xx	xx.xx	xx.xx
BRICS	xx.xx	xx.xx	xx.xx	xx.xx	xx.xx	xx.xx	xx.xx
European Union	xx.xx	xx.xx	xx.xx	xx.xx	xx.xx	xx.xx	xx.xx
G7	xx.xx	xx.xx	xx.xx	xx.xx	xx.xx	xx.xx	xx.xx
GCC	xx.xx	xx.xx	xx.xx	xx.xx	xx.xx	xx.xx	xx.xx
NATO	xx.xx	xx.xx	xx.xx	xx.xx	xx.xx	xx.xx	xx.xx

Table 156. Global Digestive Enzyme Supplements Market Size, by Plant-Origin Enzymes, by Country, 2017-2032 (USD Thousand)

Country	2023	2024	2025	2026	2027	2032	CAGR (%)
Australia	xx.xx	xx.xx	xx.xx	xx.xx	xx.xx	xx.xx	xx.xx
Brazil	xx.xx	xx.xx	xx.xx	xx.xx	xx.xx	xx.xx	xx.xx
Canada	xx.xx	xx.xx	xx.xx	xx.xx	xx.xx	xx.xx	xx.xx
China	xx.xx	xx.xx	xx.xx	xx.xx	xx.xx	xx.xx	xx.xx
France	xx.xx	xx.xx	xx.xx	xx.xx	xx.xx	xx.xx	xx.xx
Germany	xx.xx	xx.xx	xx.xx	xx.xx	xx.xx	xx.xx	xx.xx
India	xx.xx	xx.xx	xx.xx	xx.xx	xx.xx	xx.xx	xx.xx
Italy	xx.xx	xx.xx	xx.xx	xx.xx	xx.xx	xx.xx	xx.xx
Japan	xx.xx	xx.xx	xx.xx	xx.xx	xx.xx	xx.xx	xx.xx
Mexico	xx.xx	xx.xx	xx.xx	xx.xx	xx.xx	xx.xx	xx.xx
Russia	xx.xx	xx.xx	xx.xx	xx.xx	xx.xx	xx.xx	xx.xx
South Korea	xx.xx	xx.xx	xx.xx	xx.xx	xx.xx	xx.xx	xx.xx
Spain	xx.xx	xx.xx	xx.xx	xx.xx	xx.xx	xx.xx	xx.xx
United Kingdom	xx.xx	xx.xx	xx.xx	xx.xx	xx.xx	xx.xx	xx.xx
United States	xx.xx	xx.xx	xx.xx	xx.xx	xx.xx	xx.xx	xx.xx
Others	xx.xx	xx.xx	xx.xx	xx.xx	xx.xx	xx.xx	xx.xx
Total	**xx.xx**	**xx.xx**	**xx.xx**	**xx.xx**	**xx.xx**	**xx.xx**	**xx.xx**

Sources & Evidence

1. Digestive Enzymes - Natural Health Product Monograph, June 26, 2026
   · Taxonomy evidence: The source tables identify pineapple for bromelain and papaya for papain. ([webprod.hc-sc.gc.ca](https://webprod.hc-sc.gc.ca/nhpid-bdipsn/dbImages/mono_digestive-enzymes_english.pdf))
2. Bromelain 500 mg Veg Capsules
   · Taxonomy evidence: The finished bromelain supplement explicitly identifies pineapple origin and substantive digestive positioning alongside joint-comfort positioning. This supports botanical enzyme origin without adopting efficacy claims. ([nowfoods.com](https://www.nowfoods.com/products/supplements/bromelain-xx.xx-mg-veg-capsules))

15.4. Animal-Origin Enzymes

Table 157. Global Digestive Enzyme Supplements Market Size, by Animal-Origin Enzymes, by Region, 2017-2032 (USD Thousand)

Region	2023	2024	2025	2026	2027	2032	CAGR (%)
Africa	xx.xx	xx.xx	xx.xx	xx.xx	xx.xx	xx.xx	xx.xx
Asia-Pacific	xx.xx	xx.xx	xx.xx	xx.xx	xx.xx	xx.xx	xx.xx
Europe	xx.xx	xx.xx	xx.xx	xx.xx	xx.xx	xx.xx	xx.xx
Latin America	xx.xx	xx.xx	xx.xx	xx.xx	xx.xx	xx.xx	xx.xx
Middle East	xx.xx	xx.xx	xx.xx	xx.xx	xx.xx	xx.xx	xx.xx
North America	xx.xx	xx.xx	xx.xx	xx.xx	xx.xx	xx.xx	xx.xx
Total	**xx.xx**	**xx.xx**	**xx.xx**	**xx.xx**	**xx.xx**	**xx.xx**	**xx.xx**

Table 158. Global Digestive Enzyme Supplements Market Size, by Animal-Origin Enzymes, by Group, 2017-2032 (USD Thousand)

Group	2023	2024	2025	2026	2027	2032	CAGR (%)
ASEAN	xx.xx	xx.xx	xx.xx	xx.xx	xx.xx	xx.xx	xx.xx
BRICS	xx.xx	xx.xx	xx.xx	xx.xx	xx.xx	xx.xx	xx.xx
European Union	xx.xx	xx.xx	xx.xx	xx.xx	xx.xx	xx.xx	xx.xx
G7	xx.xx	xx.xx	xx.xx	xx.xx	xx.xx	xx.xx	xx.xx
GCC	xx.xx	xx.xx	xx.xx	xx.xx	xx.xx	xx.xx	xx.xx
NATO	xx.xx	xx.xx	xx.xx	xx.xx	xx.xx	xx.xx	xx.xx

Table 159. Global Digestive Enzyme Supplements Market Size, by Animal-Origin Enzymes, by Country, 2017-2032 (USD Thousand)

Country	2023	2024	2025	2026	2027	2032	CAGR (%)
Australia	xx.xx	xx.xx	xx.xx	xx.xx	xx.xx	xx.xx	xx.xx
Brazil	xx.xx	xx.xx	xx.xx	xx.xx	xx.xx	xx.xx	xx.xx
Canada	xx.xx	xx.xx	xx.xx	xx.xx	xx.xx	xx.xx	xx.xx
China	xx.xx	xx.xx	xx.xx	xx.xx	xx.xx	xx.xx	xx.xx
France	xx.xx	xx.xx	xx.xx	xx.xx	xx.xx	xx.xx	xx.xx
Germany	xx.xx	xx.xx	xx.xx	xx.xx	xx.xx	xx.xx	xx.xx
India	xx.xx	xx.xx	xx.xx	xx.xx	xx.xx	xx.xx	xx.xx
Italy	xx.xx	xx.xx	xx.xx	xx.xx	xx.xx	xx.xx	xx.xx
Japan	xx.xx	xx.xx	xx.xx	xx.xx	xx.xx	xx.xx	xx.xx
Mexico	xx.xx	xx.xx	xx.xx	xx.xx	xx.xx	xx.xx	xx.xx
Russia	xx.xx	xx.xx	xx.xx	xx.xx	xx.xx	xx.xx	xx.xx
South Korea	xx.xx	xx.xx	xx.xx	xx.xx	xx.xx	xx.xx	xx.xx
Spain	xx.xx	xx.xx	xx.xx	xx.xx	xx.xx	xx.xx	xx.xx
United Kingdom	xx.xx	xx.xx	xx.xx	xx.xx	xx.xx	xx.xx	xx.xx
United States	xx.xx	xx.xx	xx.xx	xx.xx	xx.xx	xx.xx	xx.xx
Others	xx.xx	xx.xx	xx.xx	xx.xx	xx.xx	xx.xx	xx.xx
Total	**xx.xx**	**xx.xx**	**xx.xx**	**xx.xx**	**xx.xx**	**xx.xx**	**xx.xx**

Sources & Evidence

1. Digestive Enzymes - Natural Health Product Monograph, June 26, 2026
   - Taxonomy evidence: The source tables identify animal origins for pancreatic enzymes and pepsin. ([webprod.hc-sc.gc.ca](https://webprod.hc-sc.gc.ca/nhpid-bdipsn/dbImages/mono_digestive-enzymes_english.pdf))
2. Pancreatin 2000 Capsules
   - Taxonomy evidence: The official finished-supplement page identifies porcine pancreatic enzymes with digestive positioning, establishing a nonprescription animal-origin supplement example without treating it as prescription replacement therapy. ([nowfoods.com](https://www.nowfoods.com/products/supplements/pancreatin-2000-capsules))

16. Digestive Enzyme Supplements Market, by Regulatory Product Class

[redacted] FDA does not generally approve supplements before marketing and retains manufacturer and distributor accountability; EU ingredient eligibility can involve additional legislation and national provisions. An overseas supplement label is therefore insufficient evidence for a destination-specific commitment.

Registered Health Supplements are illustrated by Malaysia's designated health-supplement framework, which includes enzymes and provides application evaluation, a Drug Control Authority decision and continuing registration responsibilities. [redacted] Importers should establish the statutory category and actual product status before treating notification, registration and authorization as interchangeable commercial assurances.

Natural Health Products create separate product and supply-activity checks in Canada. A product license and Natural Product Number identify licensed products, while specified manufacturing, packaging, labeling and importing activities require site licensing. [redacted]

[redacted] Buyers should verify the entry type, responsible sponsor and eligible indications before committing to a product or promotion. More extensively assessed claims can involve a different access burden, but listing status alone does not establish purchaser preference or comparative performance.

Figure 33. Global Digestive Enzyme Supplements Market, by Regulatory Product Class: Market share evolution, 2025-2032

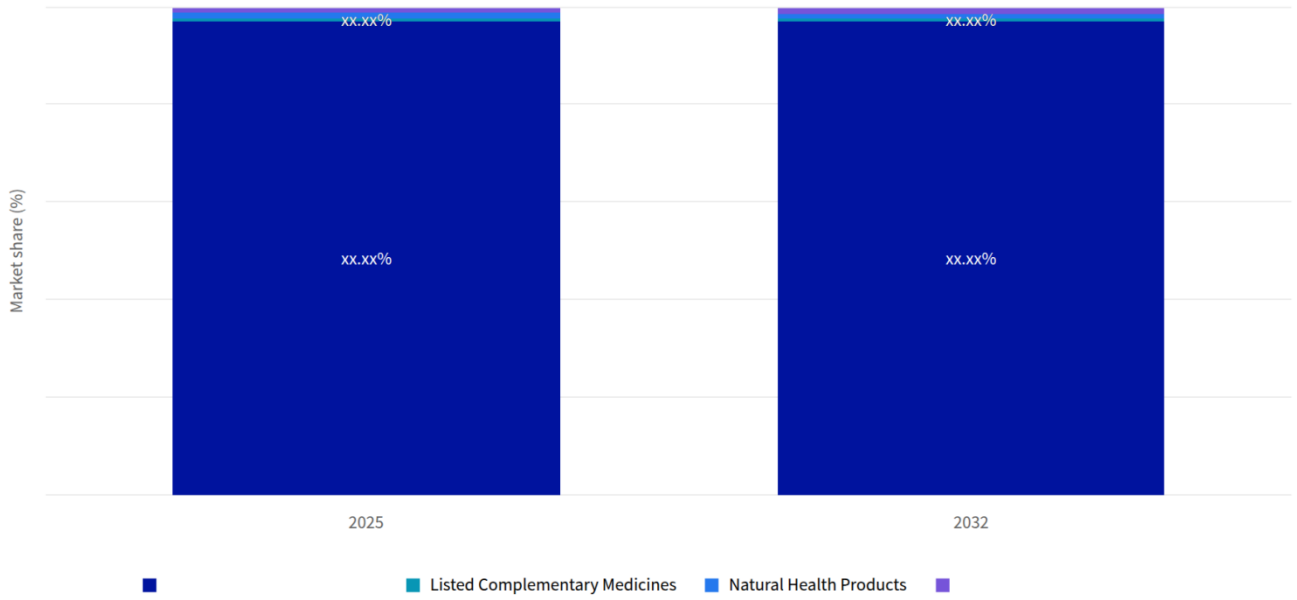

Figure 34. Global Digestive Enzyme Supplements Market, by Regulatory Product Class: Market size by category, 2025

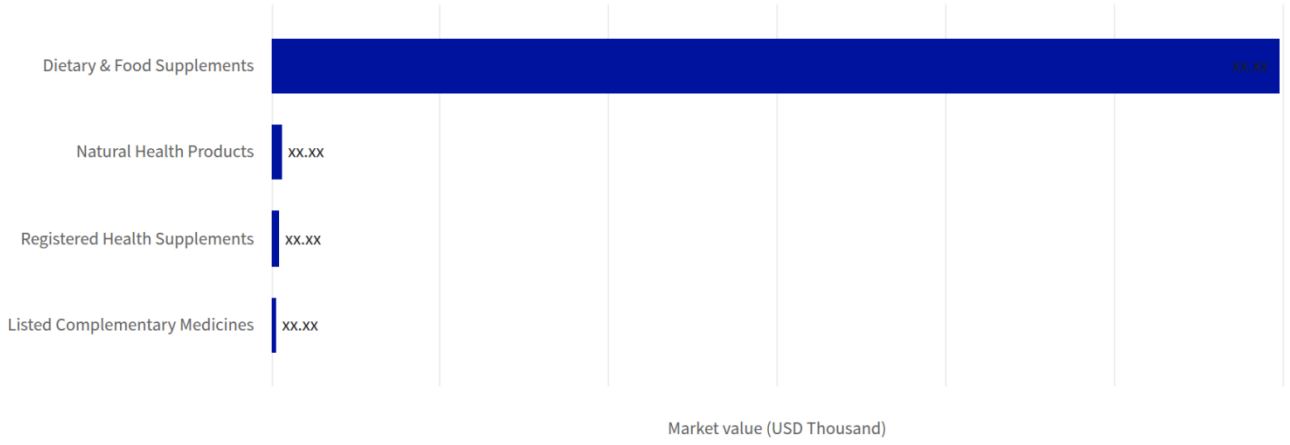

Figure 35. Global Digestive Enzyme Supplements Market, by Regulatory Product Class: Market size and growth, 2025-2032

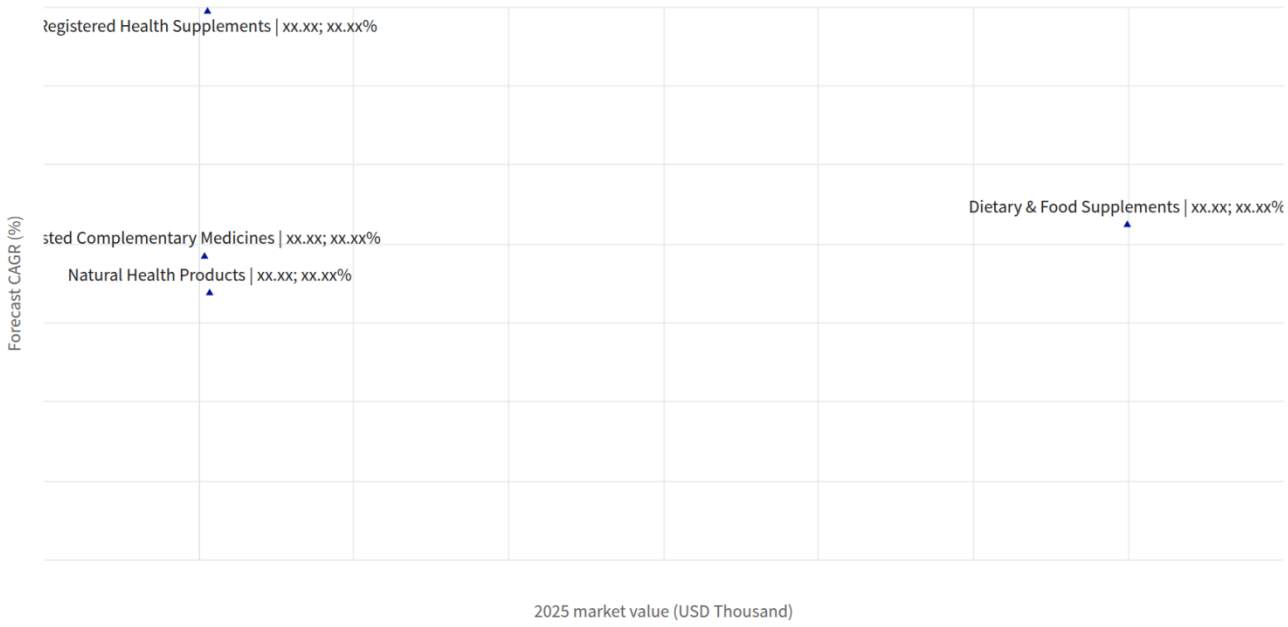

Table 160. Global Digestive Enzyme Supplements Market, by Regulatory Product Class growth contribution, 2025-2032

Category	2025 value (USD Thousand)	2032 value (USD Thousand)	Added value (USD Thousand)	2025 share (%)	2032 share (%)	Change (pp)	Growth share (%)	CAGR (%)
Dietary & Food Supplements	xx.xx	xx.xx	xx.xx	xx.xx	xx.xx	xx.xx	xx.xx	xx.xx
Listed Complementary Medicines	xx.xx	xx.xx	xx.xx	xx.xx	xx.xx	xx.xx	xx.xx	xx.xx
Natural Health Products	xx.xx	xx.xx	xx.xx	xx.xx	xx.xx	xx.xx	xx.xx	xx.xx
Registered Health Supplements	xx.xx	xx.xx	xx.xx	xx.xx	xx.xx	xx.xx	xx.xx	xx.xx
Scope total	**xx.xx**	**xx.xx**	**xx.xx**	**xx.xx**	**xx.xx**	**xx.xx**	**xx.xx**	**xx.xx**

Table 161. Global Digestive Enzyme Supplements Market Size, by Regulatory Product Class, 2017-2032 (USD Thousand)

Regulatory Product Class	2023	2024	2025	2026	2027	2032	CAGR (%)
Dietary & Food Supplements	xx.xx	xx.xx	xx.xx	xx.xx	xx.xx	xx.xx	xx.xx
Listed Complementary Medicines	xx.xx	xx.xx	xx.xx	xx.xx	xx.xx	xx.xx	xx.xx
Natural Health Products	xx.xx	xx.xx	xx.xx	xx.xx	xx.xx	xx.xx	xx.xx
Registered Health Supplements	xx.xx	xx.xx	xx.xx	xx.xx	xx.xx	xx.xx	xx.xx
Total	**xx.xx**	**xx.xx**	**xx.xx**	**xx.xx**	**xx.xx**	**xx.xx**	**xx.xx**

Sources & Evidence

1. Questions and Answers on Dietary Supplements
   - FDA does not generally approve dietary supplements before marketing; manufacturers and distributors remain responsible for lawful offerings.
2. Information Kit - Regulation of Natural Health Products
   - Canadian Natural Health Products require product licensing; licensed products bear an NPN, and specified supply activities require site licensing. Retail sale alone does not create the same site-licensing requirement.
3. Food supplements
   - EU food supplements are foods; ingredients other than vitamins and minerals can fall under additional legislation or national provisions.
4. Health Supplement Main Page
   - Malaysia's designated health-supplement definition includes enzymes. Its registration process includes application evaluation, a DCA decision and post-registration responsibilities.
   - Taxonomy evidence: NPRA defines a designated Health Supplement class that includes enzymes and provides a dedicated registration framework. This supports a class distinction, not classification by registration alone. ([npra.gov.my](https://www.npra.gov.my/~npraweb/index.php/en/health-supplement-main-page.html))
   - Taxonomy evidence: The dedicated Health Supplement registration framework supports a statutory distinction from food-supplement and listed-medicine frameworks. ([npra.gov.my](https://www.npra.gov.my/~npraweb/index.php/en/health-supplement-main-page.html))
5. Understanding listed and registered complementary medicine regulation
   - AUST L medicines enter through sponsor certification without individual premarket evaluation; AUST L(A) includes assessment of evidence supporting indications.
   - Taxonomy evidence: TGA distinguishes listed, assessed-listed and registered medicine pathways; nutritional products may be regulated as foods or therapeutic goods depending on their presentation. ([tga.gov.au](https://www.tga.gov.au/resources/guidance/understanding-listed-and-registered-complementary-medicine-regulation))
6. Perguntas Frequentes
   - Brazil's administrative notification requirements apply within its food-supplement framework rather than creating a separate statutory registered-health-supplement class.
   - Taxonomy evidence: The regulator's distinction between product category and registration/notification history supports classification by legal product class rather than administrative procedure alone. ([gov.br](https://www.gov.br/anvisa/pt-br/assuntos/alimentos/suplementos-alimentares/perguntas-frequentes))

7. Summary of applications and notifications

· Taxonomy evidence: The retrieved record is an application index, not a finished-product statutory classification or authorization decision. It cannot replace SKU-level supplement-equivalence evidence. ([food.ec.europa.eu](https://food.ec.europa.eu/food-safety/novel-food/authorisations/summary-applications-and-notifications_en))

16.1. Dietary & Food Supplements

Table 162. Global Digestive Enzyme Supplements Market Size, by Dietary & Food Supplements, by Region, 2017-2032 (USD Thousand)

Region	2023	2024	2025	2026	2027	2032	CAGR (%)
Africa	xx.xx	xx.xx	xx.xx	xx.xx	xx.xx	xx.xx	xx.xx
Asia-Pacific	xx.xx	xx.xx	xx.xx	xx.xx	xx.xx	xx.xx	xx.xx
Europe	xx.xx	xx.xx	xx.xx	xx.xx	xx.xx	xx.xx	xx.xx
Latin America	xx.xx	xx.xx	xx.xx	xx.xx	xx.xx	xx.xx	xx.xx
Middle East	xx.xx	xx.xx	xx.xx	xx.xx	xx.xx	xx.xx	xx.xx
North America	xx.xx	xx.xx	xx.xx	xx.xx	xx.xx	xx.xx	xx.xx
Total	**xx.xx**	**xx.xx**	**xx.xx**	**xx.xx**	**xx.xx**	**xx.xx**	**xx.xx**

Table 163. Global Digestive Enzyme Supplements Market Size, by Dietary & Food Supplements, by Group, 2017-2032 (USD Thousand)

Group	2023	2024	2025	2026	2027	2032	CAGR (%)
ASEAN	xx.xx	xx.xx	xx.xx	xx.xx	xx.xx	xx.xx	xx.xx
BRICS	xx.xx	xx.xx	xx.xx	xx.xx	xx.xx	xx.xx	xx.xx
European Union	xx.xx	xx.xx	xx.xx	xx.xx	xx.xx	xx.xx	xx.xx
G7	xx.xx	xx.xx	xx.xx	xx.xx	xx.xx	xx.xx	xx.xx
GCC	xx.xx	xx.xx	xx.xx	xx.xx	xx.xx	xx.xx	xx.xx
NATO	xx.xx	xx.xx	xx.xx	xx.xx	xx.xx	xx.xx	xx.xx

Table 164. Global Digestive Enzyme Supplements Market Size, by Dietary & Food Supplements, by Country, 2017-2032 (USD Thousand)

Country	2023	2024	2025	2026	2027	2032	CAGR (%)
Australia	xx.xx	xx.xx	xx.xx	xx.xx	xx.xx	xx.xx	xx.xx
Brazil	xx.xx	xx.xx	xx.xx	xx.xx	xx.xx	xx.xx	xx.xx
Canada	xx.xx	xx.xx	xx.xx	xx.xx	xx.xx	xx.xx	xx.xx
China	xx.xx	xx.xx	xx.xx	xx.xx	xx.xx	xx.xx	xx.xx
France	xx.xx	xx.xx	xx.xx	xx.xx	xx.xx	xx.xx	xx.xx
Germany	xx.xx	xx.xx	xx.xx	xx.xx	xx.xx	xx.xx	xx.xx
India	xx.xx	xx.xx	xx.xx	xx.xx	xx.xx	xx.xx	xx.xx
Italy	xx.xx	xx.xx	xx.xx	xx.xx	xx.xx	xx.xx	xx.xx
Japan	xx.xx	xx.xx	xx.xx	xx.xx	xx.xx	xx.xx	xx.xx
Mexico	xx.xx	xx.xx	xx.xx	xx.xx	xx.xx	xx.xx	xx.xx
Russia	xx.xx	xx.xx	xx.xx	xx.xx	xx.xx	xx.xx	xx.xx
South Korea	xx.xx	xx.xx	xx.xx	xx.xx	xx.xx	xx.xx	xx.xx
Spain	xx.xx	xx.xx	xx.xx	xx.xx	xx.xx	xx.xx	xx.xx
United Kingdom	xx.xx	xx.xx	xx.xx	xx.xx	xx.xx	xx.xx	xx.xx
United States	xx.xx	xx.xx	xx.xx	xx.xx	xx.xx	xx.xx	xx.xx
Others	xx.xx	xx.xx	xx.xx	xx.xx	xx.xx	xx.xx	xx.xx
Total	**xx.xx**	**xx.xx**	**xx.xx**	**xx.xx**	**xx.xx**	**xx.xx**	**xx.xx**

Sources & Evidence

1. Questions and Answers on Dietary Supplements

   · Taxonomy evidence: FDA includes enzymes among potential dietary ingredients and requires dietary-supplement identity rather than conventional-food representation. This supports the finished-supplement boundary, not universal SKU qualification. ([fda.gov](https://www.fda.gov/food/information-consumers-using-dietary-supplements/questions-and-answers-dietary-supplements))

   · Taxonomy evidence: FDA includes enzymes among dietary substances that can be supplement ingredients and requires supplement labeling. ([fda.gov](https://www.fda.gov/food/information-consumers-using-dietary-supplements/questions-and-answers-dietary-supplements))

2. Food supplements

   · Taxonomy evidence: EFSA includes enzymes in food or dietary supplements and distinguishes national regulatory treatment. ([efsa.europa.eu](https://www.efsa.europa.eu/en/safe2eat/food-supplements))

   · Taxonomy evidence: EFSA explicitly includes enzymes in its description of food or dietary supplements and notes national-level regulation within the EU. ([efsa.europa.eu](https://www.efsa.europa.eu/en/safe2eat/food-supplements))

3. Perguntas Frequentes

· Taxonomy evidence: ANVISA treats enzyme-containing products within its food-supplement framework and explains the transition to supplement notification rules effective September xx.xx 2024. Administrative notification does not create a separate statutory supplement class. ([gov.br](https://www.gov.br/anvisa/pt-br/assuntos/alimentos/suplementos-alimentares/perguntas-frequentes))

16.2. Natural Health Products

Table 165. Global Digestive Enzyme Supplements Market Size, by Natural Health Products, by Region, 2017-2032 (USD Thousand)

Region	2023	2024	2025	2026	2027	2032	CAGR (%)
Africa	xx.xx	xx.xx	xx.xx	xx.xx	xx.xx	xx.xx	xx.xx
Asia-Pacific	xx.xx	xx.xx	xx.xx	xx.xx	xx.xx	xx.xx	xx.xx
Europe	xx.xx	xx.xx	xx.xx	xx.xx	xx.xx	xx.xx	xx.xx
Latin America	xx.xx	xx.xx	xx.xx	xx.xx	xx.xx	xx.xx	xx.xx
Middle East	xx.xx	xx.xx	xx.xx	xx.xx	xx.xx	xx.xx	xx.xx
North America	xx.xx	xx.xx	xx.xx	xx.xx	xx.xx	xx.xx	xx.xx
Total	**xx.xx**	**xx.xx**	**xx.xx**	**xx.xx**	**xx.xx**	**xx.xx**	**xx.xx**

Table 166. Global Digestive Enzyme Supplements Market Size, by Natural Health Products, by Group, 2017-2032 (USD Thousand)

Group	2023	2024	2025	2026	2027	2032	CAGR (%)
ASEAN	xx.xx	xx.xx	xx.xx	xx.xx	xx.xx	xx.xx	xx.xx
BRICS	xx.xx	xx.xx	xx.xx	xx.xx	xx.xx	xx.xx	xx.xx
European Union	xx.xx	xx.xx	xx.xx	xx.xx	xx.xx	xx.xx	xx.xx
G7	xx.xx	xx.xx	xx.xx	xx.xx	xx.xx	xx.xx	xx.xx
GCC	xx.xx	xx.xx	xx.xx	xx.xx	xx.xx	xx.xx	xx.xx
NATO	xx.xx	xx.xx	xx.xx	xx.xx	xx.xx	xx.xx	xx.xx

Table 167. Global Digestive Enzyme Supplements Market Size, by Natural Health Products, by Country, 2017-2032 (USD Thousand)

Country	2023	2024	2025	2026	2027	2032	CAGR (%)
Australia	xx.xx	xx.xx	xx.xx	xx.xx	xx.xx	xx.xx	xx.xx
Brazil	xx.xx	xx.xx	xx.xx	xx.xx	xx.xx	xx.xx	xx.xx
Canada	xx.xx	xx.xx	xx.xx	xx.xx	xx.xx	xx.xx	xx.xx
China	xx.xx	xx.xx	xx.xx	xx.xx	xx.xx	xx.xx	xx.xx
France	xx.xx	xx.xx	xx.xx	xx.xx	xx.xx	xx.xx	xx.xx
Germany	xx.xx	xx.xx	xx.xx	xx.xx	xx.xx	xx.xx	xx.xx
India	xx.xx	xx.xx	xx.xx	xx.xx	xx.xx	xx.xx	xx.xx
Italy	xx.xx	xx.xx	xx.xx	xx.xx	xx.xx	xx.xx	xx.xx
Japan	xx.xx	xx.xx	xx.xx	xx.xx	xx.xx	xx.xx	xx.xx
Mexico	xx.xx	xx.xx	xx.xx	xx.xx	xx.xx	xx.xx	xx.xx
Russia	xx.xx	xx.xx	xx.xx	xx.xx	xx.xx	xx.xx	xx.xx
South Korea	xx.xx	xx.xx	xx.xx	xx.xx	xx.xx	xx.xx	xx.xx
Spain	xx.xx	xx.xx	xx.xx	xx.xx	xx.xx	xx.xx	xx.xx
United Kingdom	xx.xx	xx.xx	xx.xx	xx.xx	xx.xx	xx.xx	xx.xx
United States	xx.xx	xx.xx	xx.xx	xx.xx	xx.xx	xx.xx	xx.xx
Others	xx.xx	xx.xx	xx.xx	xx.xx	xx.xx	xx.xx	xx.xx
Total	**xx.xx**	**xx.xx**	**xx.xx**	**xx.xx**	**xx.xx**	**xx.xx**	**xx.xx**

Sources & Evidence

1. Digestive Enzymes
   - Taxonomy evidence: The document expressly concerns digestive-enzyme Natural Health Product authorization applications and labels. ([webprod.hc-sc.gc.ca](https://webprod.hc-sc.gc.ca/nhpid-bdipsn/atReq?atid=enzyme.multi&lang=eng))
2. Digestive Enzymes - Natural Health Product Monograph, June 26, 2026
   - Taxonomy evidence: The document is expressly a Natural Health Product monograph for digestive-enzyme market-authorization applications and labels. ([webprod.hc-sc.gc.ca](https://webprod.hc-sc.gc.ca/nhpid-bdipsn/dbImages/mono_digestive-enzymes_english.pdf))

16.3. Registered Health Supplements

Table 168. Global Digestive Enzyme Supplements Market Size, by Registered Health Supplements, by Region, 2017-2032 (USD Thousand)

Region	2023	2024	2025	2026	2027	2032	CAGR (%)
Africa	xx.xx	xx.xx	xx.xx	xx.xx	xx.xx	xx.xx	xx.xx
Asia-Pacific	xx.xx	xx.xx	xx.xx	xx.xx	xx.xx	xx.xx	xx.xx
Europe	xx.xx	xx.xx	xx.xx	xx.xx	xx.xx	xx.xx	xx.xx
Latin America	xx.xx	xx.xx	xx.xx	xx.xx	xx.xx	xx.xx	xx.xx
Middle East	xx.xx	xx.xx	xx.xx	xx.xx	xx.xx	xx.xx	xx.xx
North America	xx.xx	xx.xx	xx.xx	xx.xx	xx.xx	xx.xx	xx.xx
Total	**xx.xx**	**xx.xx**	**xx.xx**	**xx.xx**	**xx.xx**	**xx.xx**	**xx.xx**

Table 169. Global Digestive Enzyme Supplements Market Size, by Registered Health Supplements, by Group, 2017-2032 (USD Thousand)

Group	2023	2024	2025	2026	2027	2032	CAGR (%)
ASEAN	xx.xx	xx.xx	xx.xx	xx.xx	xx.xx	xx.xx	xx.xx
BRICS	xx.xx	xx.xx	xx.xx	xx.xx	xx.xx	xx.xx	xx.xx
European Union	xx.xx	xx.xx	xx.xx	xx.xx	xx.xx	xx.xx	xx.xx
G7	xx.xx	xx.xx	xx.xx	xx.xx	xx.xx	xx.xx	xx.xx
GCC	xx.xx	xx.xx	xx.xx	xx.xx	xx.xx	xx.xx	xx.xx
NATO	xx.xx	xx.xx	xx.xx	xx.xx	xx.xx	xx.xx	xx.xx

Table 170. Global Digestive Enzyme Supplements Market Size, by Registered Health Supplements, by Country, 2017-2032 (USD Thousand)

Country	2023	2024	2025	2026	2027	2032	CAGR (%)
Australia	xx.xx	xx.xx	xx.xx	xx.xx	xx.xx	xx.xx	xx.xx
Brazil	xx.xx	xx.xx	xx.xx	xx.xx	xx.xx	xx.xx	xx.xx
Canada	xx.xx	xx.xx	xx.xx	xx.xx	xx.xx	xx.xx	xx.xx
China	xx.xx	xx.xx	xx.xx	xx.xx	xx.xx	xx.xx	xx.xx
France	xx.xx	xx.xx	xx.xx	xx.xx	xx.xx	xx.xx	xx.xx
Germany	xx.xx	xx.xx	xx.xx	xx.xx	xx.xx	xx.xx	xx.xx
India	xx.xx	xx.xx	xx.xx	xx.xx	xx.xx	xx.xx	xx.xx
Italy	xx.xx	xx.xx	xx.xx	xx.xx	xx.xx	xx.xx	xx.xx
Japan	xx.xx	xx.xx	xx.xx	xx.xx	xx.xx	xx.xx	xx.xx
Mexico	xx.xx	xx.xx	xx.xx	xx.xx	xx.xx	xx.xx	xx.xx
Russia	xx.xx	xx.xx	xx.xx	xx.xx	xx.xx	xx.xx	xx.xx
South Korea	xx.xx	xx.xx	xx.xx	xx.xx	xx.xx	xx.xx	xx.xx
Spain	xx.xx	xx.xx	xx.xx	xx.xx	xx.xx	xx.xx	xx.xx
United Kingdom	xx.xx	xx.xx	xx.xx	xx.xx	xx.xx	xx.xx	xx.xx
United States	xx.xx	xx.xx	xx.xx	xx.xx	xx.xx	xx.xx	xx.xx
Others	xx.xx	xx.xx	xx.xx	xx.xx	xx.xx	xx.xx	xx.xx
Total	**xx.xx**	**xx.xx**	**xx.xx**	**xx.xx**	**xx.xx**	**xx.xx**	**xx.xx**

Sources & Evidence

1. Health Supplement Main Page

   · Taxonomy evidence: The designated Health Supplement definition includes enzyme-containing diet-supplementing products in small oral presentations. ([npra.gov.my](https://www.npra.gov.my/~npraweb/index.php/en/health-supplement-main-page.html))

   · Taxonomy evidence: NPRA maintains a designated Health Supplement framework and expressly includes enzymes among eligible ingredient categories. ([npra.gov.my](https://www.npra.gov.my/~npraweb/index.php/en/health-supplement-main-page.html))

2. Senarai produk yang diluluskan dalam PBKD373, 2 Jun 2022

   · Taxonomy evidence: The June xx.xx 2022 renewal list expressly classifies Blackmores Digestive Enzymes Plus Capsule as HEALTH SUPPLEMENT-GENERAL. This establishes a dated enzyme-product statutory category, not current sales or an uncanceled license. ([npra.gov.my](https://www.npra.gov.my/~npraweb/easyarticles/images/users/xx.xx/Senarai-produk-yang-diluluskan-dalam-PBKD373-xx.xx-Jun-2022-website.pdf))

16.4. Listed Complementary Medicines

Table 171. Global Digestive Enzyme Supplements Market Size, by Listed Complementary Medicines, by Region, 2017-2032 (USD Thousand)

Region	2023	2024	2025	2026	2027	2032	CAGR (%)
Africa	xx.xx	xx.xx	xx.xx	xx.xx	xx.xx	xx.xx	xx.xx
Asia-Pacific	xx.xx	xx.xx	xx.xx	xx.xx	xx.xx	xx.xx	xx.xx
Europe	xx.xx	xx.xx	xx.xx	xx.xx	xx.xx	xx.xx	xx.xx
Latin America	xx.xx	xx.xx	xx.xx	xx.xx	xx.xx	xx.xx	xx.xx
Middle East	xx.xx	xx.xx	xx.xx	xx.xx	xx.xx	xx.xx	xx.xx
North America	xx.xx	xx.xx	xx.xx	xx.xx	xx.xx	xx.xx	xx.xx
Total	**xx.xx**	**xx.xx**	**xx.xx**	**xx.xx**	**xx.xx**	**xx.xx**	**xx.xx**

Table 172. Global Digestive Enzyme Supplements Market Size, by Listed Complementary Medicines, by Group, 2017-2032 (USD Thousand)

Group	2023	2024	2025	2026	2027	2032	CAGR (%)
ASEAN	xx.xx	xx.xx	xx.xx	xx.xx	xx.xx	xx.xx	xx.xx
BRICS	xx.xx	xx.xx	xx.xx	xx.xx	xx.xx	xx.xx	xx.xx
European Union	xx.xx	xx.xx	xx.xx	xx.xx	xx.xx	xx.xx	xx.xx
G7	xx.xx	xx.xx	xx.xx	xx.xx	xx.xx	xx.xx	xx.xx
GCC	xx.xx	xx.xx	xx.xx	xx.xx	xx.xx	xx.xx	xx.xx
NATO	xx.xx	xx.xx	xx.xx	xx.xx	xx.xx	xx.xx	xx.xx

Table 173. Global Digestive Enzyme Supplements Market Size, by Listed Complementary Medicines, by Country, 2017-2032 (USD Thousand)

Country	2023	2024	2025	2026	2027	2032	CAGR (%)
Australia	xx.xx	xx.xx	xx.xx	xx.xx	xx.xx	xx.xx	xx.xx
Brazil	xx.xx	xx.xx	xx.xx	xx.xx	xx.xx	xx.xx	xx.xx
Canada	xx.xx	xx.xx	xx.xx	xx.xx	xx.xx	xx.xx	xx.xx
China	xx.xx	xx.xx	xx.xx	xx.xx	xx.xx	xx.xx	xx.xx
France	xx.xx	xx.xx	xx.xx	xx.xx	xx.xx	xx.xx	xx.xx
Germany	xx.xx	xx.xx	xx.xx	xx.xx	xx.xx	xx.xx	xx.xx
India	xx.xx	xx.xx	xx.xx	xx.xx	xx.xx	xx.xx	xx.xx
Italy	xx.xx	xx.xx	xx.xx	xx.xx	xx.xx	xx.xx	xx.xx
Japan	xx.xx	xx.xx	xx.xx	xx.xx	xx.xx	xx.xx	xx.xx
Mexico	xx.xx	xx.xx	xx.xx	xx.xx	xx.xx	xx.xx	xx.xx
Russia	xx.xx	xx.xx	xx.xx	xx.xx	xx.xx	xx.xx	xx.xx
South Korea	xx.xx	xx.xx	xx.xx	xx.xx	xx.xx	xx.xx	xx.xx
Spain	xx.xx	xx.xx	xx.xx	xx.xx	xx.xx	xx.xx	xx.xx
United Kingdom	xx.xx	xx.xx	xx.xx	xx.xx	xx.xx	xx.xx	xx.xx
United States	xx.xx	xx.xx	xx.xx	xx.xx	xx.xx	xx.xx	xx.xx
Others	xx.xx	xx.xx	xx.xx	xx.xx	xx.xx	xx.xx	xx.xx
Total	**xx.xx**	**xx.xx**	**xx.xx**	**xx.xx**	**xx.xx**	**xx.xx**	**xx.xx**

Sources & Evidence

1. Digestive Enzymes (301544)

   · Taxonomy evidence: The Digestive Enzymes entry, ARTG xx.xx records medicine registration type, licence category LI and licence status A. It supports listed-medicine participation, not independently verified efficacy or retail sales. ([tga.gov.au](https://www.tga.gov.au/resources/artg/xx.xx))

   · Taxonomy evidence: The Digestive Enzymes ARTG entry records a medicine with licence category LI and active licence status. It corroborates enzyme-product participation in the listed-medicine framework but does not establish retail sales or independently verified efficacy. ([tga.gov.au](https://www.tga.gov.au/resources/artg/xx.xx))

2. Understanding listed and registered complementary medicine regulation

   · Taxonomy evidence: Listed and assessed-listed medicines carry AUST L and AUST L(A) identifiers, respectively. Enzymes occur within designated complementary-medicine ingredient categories; listing is not equivalent to individual premarket efficacy evaluation. ([tga.gov.au](https://www.tga.gov.au/resources/guidance/understanding-listed-and-registered-complementary-medicine-regulation))

17. Digestive Enzyme Supplements Market, by Region

North America requires separate product-access decisions even where a brand uses a common consumer proposition. [redacted] These constituent differences support country-specific launch gates rather than a uniform North America clearance assumption.

[redacted] Brands evaluating such counterparties should verify the actual assortment, territory and local product status. A local relationship can provide commercial access, but introduces dependence on rights and responsibilities that a broader regional mandate does not establish.

Europe permits some coordination of product information without creating a single operating arrangement for the entire region. [redacted] Centralized account management is a possible commercial choice; it is not a substitute for destination-specific responsibility.

Asia-Pacific contains materially different entry structures. Australia uses listed-medicine pathways, Malaysia maintains a health-supplement registration process, and Singapore does not require HSA approval or licensing for ordinary health-supplement importation and sale, while retaining dealer obligations. [redacted]

Middle East assortment qualification can precede the choice of distribution hub. The UAE's Emirates Drug Establishment healthcare-product pathway includes dietary supplements and

requires a registered marketing authorization holder, a halal certificate and a declaration addressing pig derivatives. ▪▪▪▪▪▪ ▪▪▪▪▪▪▪▪▪▪▪ ▪▪▪▪▪▪▪▪ ▪▪▪▪ ▪▪▪▪▪▪▪▪ ▪▪▪▪▪▪▪▪▪▪▪▪▪▪▪ ▪▪▪▪▪▪▪ ▪▪▪▪ ▪▪▪▪▪▪▪▪▪ ▪▪▪▪▪▪▪▪▪▪▪ ▪▪▪ ▪▪▪ ▪▪▪▪▪▪ ▪▪▪ ▪▪▪▪▪▪▪ ▪▪▪▪▪▪ ▪▪▪▪▪▪▪▪▪▪▪ ▪ ▪▪▪▪▪▪▪▪▪▪▪ ▪▪▪ ▪▪▪▪▪▪▪▪▪▪ ▪▪ ▪▪▪▪▪▪▪▪▪▪ ▪▪▪▪▪▪▪▪▪ ▪▪▪▪▪▪▪▪▪▪ ▪▪▪ ▪▪▪▪▪▪ ▪▪▪▪▪ ▪▪ ▪▪▪▪▪▪▪▪▪▪▪ ▪▪▪▪▪▪▪ ▪▪▪▪▪▪▪▪ ▪▪▪▪▪▪▪ ▪▪▪▪▪▪▪ ▪▪▪▪▪▪▪▪▪▪▪ ▪▪▪▪▪▪▪▪▪ ▪▪▪▪ ▪▪▪ ▪▪▪▪▪▪▪▪ ▪▪▪▪▪▪▪ ▪▪▪ ▪▪ ▪▪▪▪▪▪▪▪▪▪▪▪ ▪▪▪▪▪ ▪▪ ▪▪▪▪▪▪▪▪▪ ▪▪▪▪▪▪▪▪▪▪▪▪▪ ▪▪▪▪▪▪▪ ▪▪▪▪▪▪▪▪▪▪ ▪▪▪ ▪▪▪▪▪▪▪ ▪▪▪▪▪▪

Africa requires product-class and counterparty checks rather than continent-wide clearance assumptions. ▪▪▪▪▪ ▪▪▪▪▪▪ ▪▪▪▪▪▪ ▪▪▪▪▪▪ ▪▪▪▪▪▪▪▪▪▪▪ ▪▪▪▪▪▪ ▪▪▪ ▪▪▪▪▪▪▪▪▪▪▪▪▪▪▪▪▪▪▪▪▪▪ ▪▪▪▪▪▪▪▪▪▪ ▪▪▪▪▪▪ ▪▪▪▪ ▪▪ ▪▪▪▪▪▪▪▪ ▪▪▪▪▪▪▪▪▪▪ ▪▪▪ ▪▪▪▪▪▪▪▪▪ ▪▪▪▪▪▪▪▪▪▪▪▪ ▪▪▪▪▪▪▪ ▪▪▪ ▪▪▪▪▪▪▪▪ ▪▪▪▪▪▪▪▪▪ ▪▪▪▪▪▪▪▪▪▪▪ ▪▪▪▪▪▪▪ ▪▪▪▪▪▪▪▪ ▪▪▪ ▪▪▪▪▪▪▪▪ ▪▪▪▪▪ ▪▪▪▪▪▪▪▪▪▪ ▪▪▪▪ ▪▪▪▪▪▪▪▪▪▪▪ ▪▪▪▪▪ ▪▪▪ ▪▪▪▪▪▪▪▪▪ ▪▪▪▪▪▪▪▪▪ ▪▪▪ ▪▪▪▪▪▪▪▪▪ ▪▪▪▪▪▪▪▪▪▪▪▪▪▪▪▪▪▪▪▪▪▪▪ ▪▪▪▪▪▪▪ ▪▪▪ ▪▪▪▪▪▪▪▪▪ ▪▪▪▪▪▪▪▪▪ ▪▪ ▪▪▪▪▪▪▪▪▪ ▪▪▪▪▪▪ ▪▪▪▪▪▪▪▪▪▪ ▪▪▪▪▪ ▪▪▪▪▪▪▪▪▪▪▪▪ ▪▪▪▪▪ ▪▪ ▪▪▪ ▪▪▪▪▪▪▪▪▪ ▪▪▪▪▪▪▪▪▪ ▪▪▪ ▪▪▪▪▪▪▪▪▪▪ ▪▪▪▪▪▪▪ ▪▪▪▪▪▪▪ ▪▪▪▪▪▪▪▪▪ ▪ ▪▪▪▪▪▪▪▪▪▪ ▪▪▪▪▪▪▪▪▪▪▪▪▪▪▪ ▪▪ ▪▪▪▪▪▪▪▪▪ ▪▪ ▪▪▪▪▪▪▪▪ The South African and Kenyan arrangements demonstrate different institutional interfaces; neither establishes uniform authorization, buyer behavior or channel access across Africa.

Figure 36. Global Digestive Enzyme Supplements Market, by Region: Market share evolution, 2025-2032

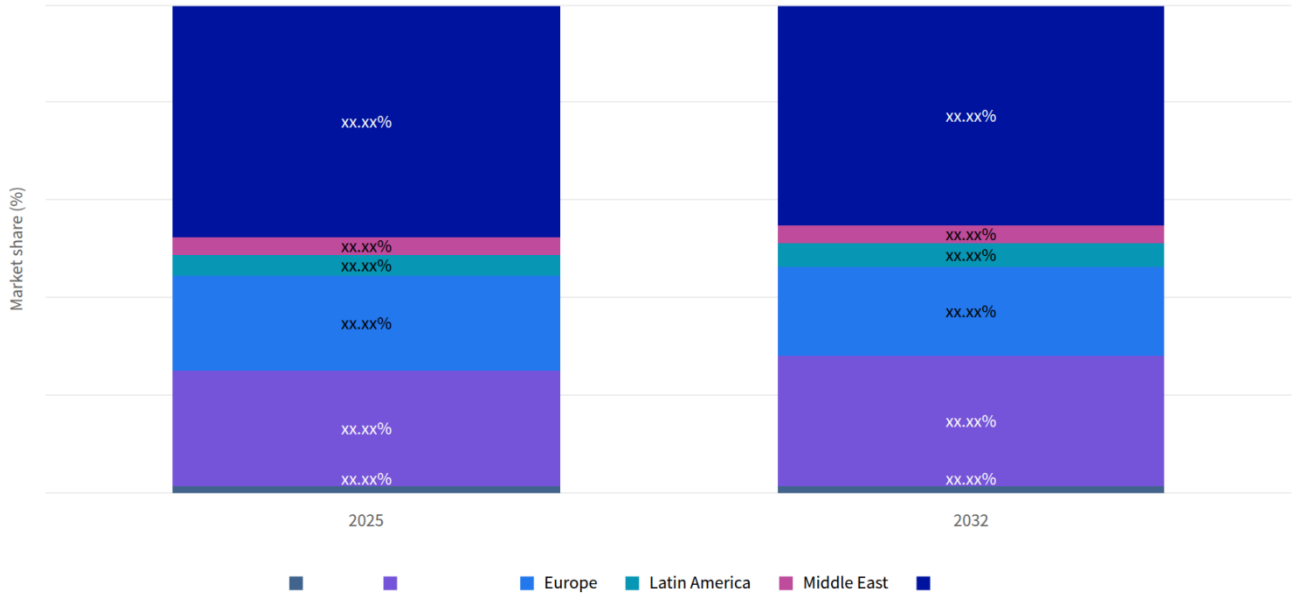

Figure 37. Global Digestive Enzyme Supplements Market, by Region: Market size by category, 2025

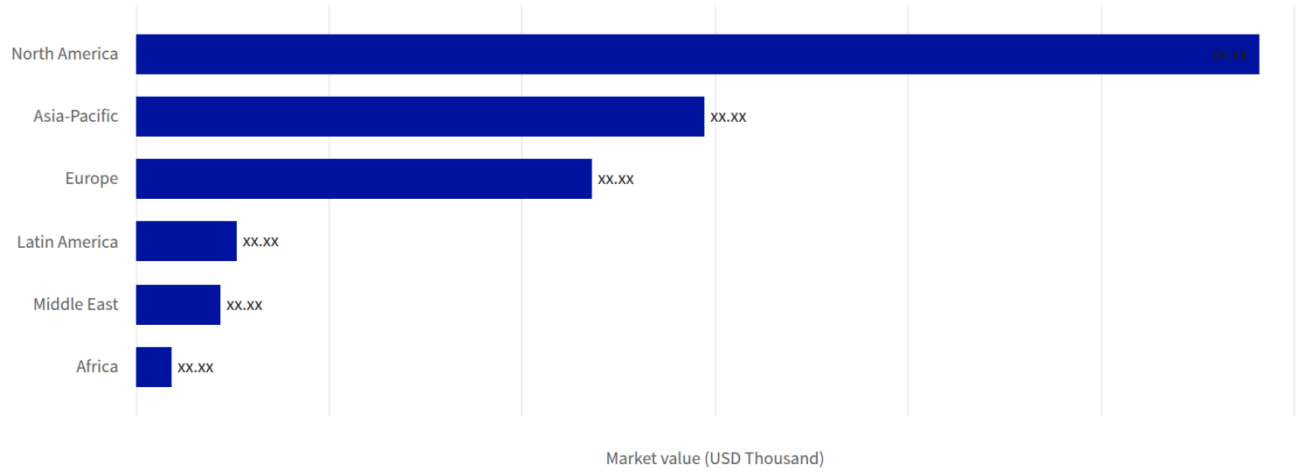

Figure 38. Global Digestive Enzyme Supplements Market, Regional growth by Digestive Use, 2025-2032 (CAGR %)

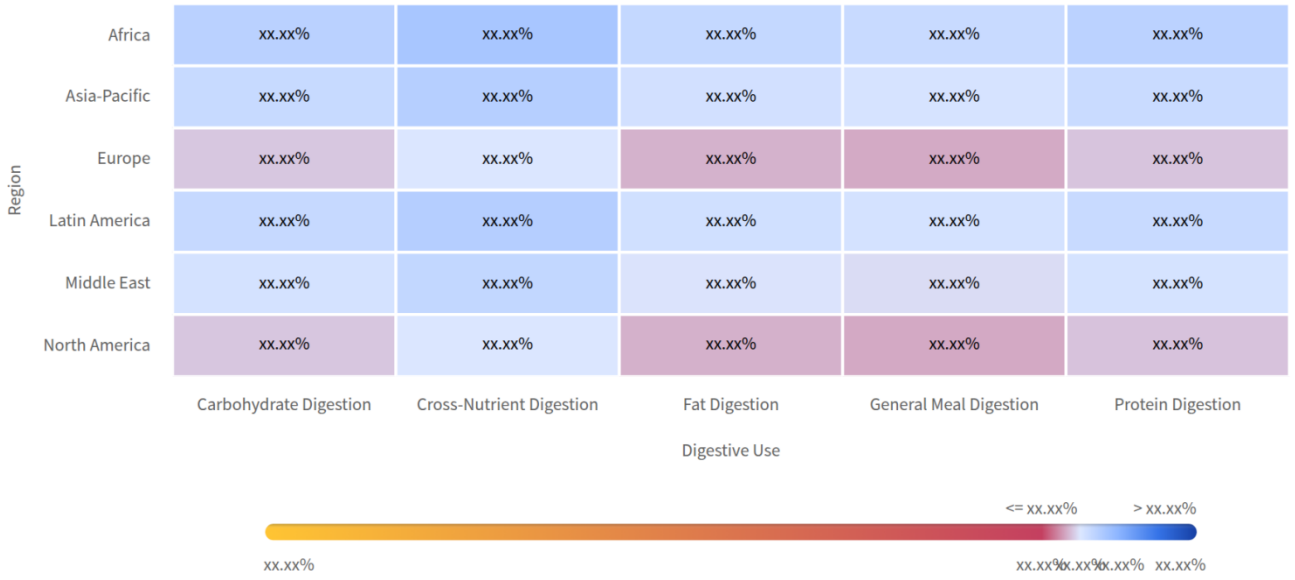

Table 174. Global Digestive Enzyme Supplements Market, by Region growth contribution, 2025-2032

Category	2025 value (USD Thousand)	2032 value (USD Thousand)	Added value (USD Thousand)	2025 share (%)	2032 share (%)	Change (pp)	Growth share (%)	CAGR (%)
Africa	xx.xx	xx.xx	xx.xx	xx.xx	xx.xx	xx.xx	xx.xx	xx.xx
Asia-Pacific	xx.xx	xx.xx	xx.xx	xx.xx	xx.xx	xx.xx	xx.xx	xx.xx
Europe	xx.xx	xx.xx	xx.xx	xx.xx	xx.xx	xx.xx	xx.xx	xx.xx
Latin America	xx.xx	xx.xx	xx.xx	xx.xx	xx.xx	xx.xx	xx.xx	xx.xx
Middle East	xx.xx	xx.xx	xx.xx	xx.xx	xx.xx	xx.xx	xx.xx	xx.xx
North America	xx.xx	xx.xx	xx.xx	xx.xx	xx.xx	xx.xx	xx.xx	xx.xx
Scope total	**xx.xx**	**xx.xx**	**xx.xx**	**xx.xx**	**xx.xx**	**xx.xx**	**xx.xx**	**xx.xx**

Table 175. Global Digestive Enzyme Supplements Market Size, by Region, 2017-2032 (USD Thousand)

Region	2023	2024	2025	2026	2027	2032	CAGR (%)
Africa	xx.xx	xx.xx	xx.xx	xx.xx	xx.xx	xx.xx	xx.xx
Asia-Pacific	xx.xx	xx.xx	xx.xx	xx.xx	xx.xx	xx.xx	xx.xx
Europe	xx.xx	xx.xx	xx.xx	xx.xx	xx.xx	xx.xx	xx.xx
Latin America	xx.xx	xx.xx	xx.xx	xx.xx	xx.xx	xx.xx	xx.xx
Middle East	xx.xx	xx.xx	xx.xx	xx.xx	xx.xx	xx.xx	xx.xx
North America	xx.xx	xx.xx	xx.xx	xx.xx	xx.xx	xx.xx	xx.xx
Total	**xx.xx**	**xx.xx**	**xx.xx**	**xx.xx**	**xx.xx**	**xx.xx**	**xx.xx**

Sources & Evidence

1. Questions and Answers on Dietary Supplements
   - General U.S. supplement nonapproval differs from Canada's licensing framework without removing U.S. firm accountability.
2. Information Kit - Regulation of Natural Health Products
   - Canadian product and importer licensing provide access checkpoints distinct from the U.S. framework.
3. Food supplements
   - EU ingredient legislation and national provisions limit a uniform European product-access assumption.
4. Health Supplement Main Page
   - Malaysia maintains a registration process that differs from Singapore's ordinary health-supplement controls.
5. Nature's Sunshine Products, Inc. Form 10-K for the Year Ended December 31, 2025
   - The combined Latin America and Other segment includes wholesale business with locally managed independent entities granted rights for relevant markets; this does not isolate digestive-enzyme participation by country.
6. Understanding listed and registered complementary medicine regulation
   - Australia's listed-medicine pathways create an entry structure distinct from the Malaysian and Singaporean frameworks.
7. Perguntas Frequentes
   - Anvisa states that rules effective September xx.xx 2024 require all food supplements to be notified to the agency.

8. Regulatory overview of health supplements
   - Ordinary health supplements are not subject to HSA approval and licensing for importation and sale. Dealers retain obligations, and notification is voluntary.
9. Food supplements
   - UK guidance requires food-business registration, recordkeeping and import accountability, and distinguishes Northern Ireland's Windsor Framework treatment from Great Britain.
10. Issuance of Marketing Authorization for a Healthcare Product
    - EDE's UAE healthcare-product pathway includes dietary supplements, requires a registered marketing authorization holder, and requests a halal certificate and a declaration addressing pig derivatives.
11. Complementary Medicines
    - South Africa includes health supplements within complementary medicines, allows low-risk indications and describes registration call-up and relevant licensing conditions.
12. Online Systems
    - Kenya's Pharmacy and Poisons Board lists food supplements among regulated products and provides product-registration, import and premises-service interfaces. This does not authorize an individual offering.

17.1. North America

Table 176. North America Digestive Enzyme Supplements Market, by Country growth contribution, 2025-2032

Category	2025 value (USD Thousand)	2032 value (USD Thousand)	Added value (USD Thousand)	2025 share (%)	2032 share (%)	Change (pp)	Growth share (%)	CAGR (%)
Canada	xx.xx	xx.xx	xx.xx	xx.xx	xx.xx	xx.xx	xx.xx	xx.xx
Mexico	xx.xx	xx.xx	xx.xx	xx.xx	xx.xx	xx.xx	xx.xx	xx.xx
Unallocated / remaining scope	xx.xx	xx.xx	xx.xx	xx.xx	xx.xx	xx.xx	xx.xx	xx.xx
United States	xx.xx	xx.xx	xx.xx	xx.xx	xx.xx	xx.xx	xx.xx	xx.xx
Scope total	**xx.xx**	**xx.xx**	**xx.xx**	**xx.xx**	**xx.xx**	**xx.xx**	**xx.xx**	**xx.xx**

Table 177. North America Digestive Enzyme Supplements Market Size, by Region, 2017-2032 (USD Thousand)

Region	2023	2024	2025	2026	2027	2032	CAGR (%)
Canada	xx.xx	xx.xx	xx.xx	xx.xx	xx.xx	xx.xx	xx.xx
Mexico	xx.xx	xx.xx	xx.xx	xx.xx	xx.xx	xx.xx	xx.xx
United States	xx.xx	xx.xx	xx.xx	xx.xx	xx.xx	xx.xx	xx.xx
Total	**xx.xx**	**xx.xx**	**xx.xx**	**xx.xx**	**xx.xx**	**xx.xx**	**xx.xx**

Table 178. North America Digestive Enzyme Supplements Market Size, by Enzyme Composition, 2017-2032 (USD Thousand)

Enzyme Composition	2023	2024	2025	2026	2027	2032	CAGR (%)
Multi-Enzyme Blends	xx.xx	xx.xx	xx.xx	xx.xx	xx.xx	xx.xx	xx.xx
Single-Enzyme Supplements	xx.xx	xx.xx	xx.xx	xx.xx	xx.xx	xx.xx	xx.xx
Total	**xx.xx**	**xx.xx**	**xx.xx**	**xx.xx**	**xx.xx**	**xx.xx**	**xx.xx**

Table 179. North America Digestive Enzyme Supplements Market Size, by Complementary Ingredients, 2017-2032 (USD Thousand)

Complementary Ingredients	2023	2024	2025	2026	2027	2032	CAGR (%)
Enzyme-Only Supplements	xx.xx	xx.xx	xx.xx	xx.xx	xx.xx	xx.xx	xx.xx
Microbiome-Support Combinations	xx.xx	xx.xx	xx.xx	xx.xx	xx.xx	xx.xx	xx.xx
Non-Microbiome Co-Active Combinations	xx.xx	xx.xx	xx.xx	xx.xx	xx.xx	xx.xx	xx.xx
Total	**xx.xx**	**xx.xx**	**xx.xx**	**xx.xx**	**xx.xx**	**xx.xx**	**xx.xx**

Table 180. North America Digestive Enzyme Supplements Market Size, by Release Design, 2017-2032 (USD Thousand)

Release Design	2023	2024	2025	2026	2027	2032	CAGR (%)
Conventional Release	xx.xx	xx.xx	xx.xx	xx.xx	xx.xx	xx.xx	xx.xx
Delayed Release	xx.xx	xx.xx	xx.xx	xx.xx	xx.xx	xx.xx	xx.xx
Extended Release	xx.xx	xx.xx	xx.xx	xx.xx	xx.xx	xx.xx	xx.xx
Mixed-Release Presentations	xx.xx	xx.xx	xx.xx	xx.xx	xx.xx	xx.xx	xx.xx
Total	**xx.xx**	**xx.xx**	**xx.xx**	**xx.xx**	**xx.xx**	**xx.xx**	**xx.xx**

Table 181. North America Digestive Enzyme Supplements Market Size, by Digestive Use, 2017-2032 (USD Thousand)

Digestive Use	2023	2024	2025	2026	2027	2032	CAGR (%)
Carbohydrate Digestion	xx.xx	xx.xx	xx.xx	xx.xx	xx.xx	xx.xx	xx.xx
Cross-Nutrient Digestion	xx.xx	xx.xx	xx.xx	xx.xx	xx.xx	xx.xx	xx.xx
Fat Digestion	xx.xx	xx.xx	xx.xx	xx.xx	xx.xx	xx.xx	xx.xx
General Meal Digestion	xx.xx	xx.xx	xx.xx	xx.xx	xx.xx	xx.xx	xx.xx
Protein Digestion	xx.xx	xx.xx	xx.xx	xx.xx	xx.xx	xx.xx	xx.xx
Total	**xx.xx**	**xx.xx**	**xx.xx**	**xx.xx**	**xx.xx**	**xx.xx**	**xx.xx**

Table 182. North America Digestive Enzyme Supplements Market Size, by Carbohydrate Digestion, 2017-2032 (USD Thousand)

Carbohydrate Digestion	2023	2024	2025	2026	2027	2032	CAGR (%)
Broad Carbohydrate Digestion	xx.xx	xx.xx	xx.xx	xx.xx	xx.xx	xx.xx	xx.xx
Fiber & Oligosaccharide Digestion	xx.xx	xx.xx	xx.xx	xx.xx	xx.xx	xx.xx	xx.xx
Fructose Digestion	xx.xx	xx.xx	xx.xx	xx.xx	xx.xx	xx.xx	xx.xx
Lactose Digestion	xx.xx	xx.xx	xx.xx	xx.xx	xx.xx	xx.xx	xx.xx
Sucrose & Starch Digestion	xx.xx	xx.xx	xx.xx	xx.xx	xx.xx	xx.xx	xx.xx
Total	**xx.xx**	**xx.xx**	**xx.xx**	**xx.xx**	**xx.xx**	**xx.xx**	**xx.xx**

Table 183. North America Digestive Enzyme Supplements Market Size, by Protein Digestion, 2017-2032 (USD Thousand)

Protein Digestion	2023	2024	2025	2026	2027	2032	CAGR (%)
General Protein Digestion	xx.xx	xx.xx	xx.xx	xx.xx	xx.xx	xx.xx	xx.xx
Gluten & Casein Digestion	xx.xx	xx.xx	xx.xx	xx.xx	xx.xx	xx.xx	xx.xx
Total	**xx.xx**	**xx.xx**	**xx.xx**	**xx.xx**	**xx.xx**	**xx.xx**	**xx.xx**

Table 184. North America Digestive Enzyme Supplements Market Size, by Consumer Age Group, 2017-2032 (USD Thousand)

Consumer Age Group	2023	2024	2025	2026	2027	2032	CAGR (%)
Adult-Only	xx.xx	xx.xx	xx.xx	xx.xx	xx.xx	xx.xx	xx.xx
Multi-Age	xx.xx	xx.xx	xx.xx	xx.xx	xx.xx	xx.xx	xx.xx
Pediatric-Only	xx.xx	xx.xx	xx.xx	xx.xx	xx.xx	xx.xx	xx.xx
Total	**xx.xx**	**xx.xx**	**xx.xx**	**xx.xx**	**xx.xx**	**xx.xx**	**xx.xx**

Table 185. North America Digestive Enzyme Supplements Market Size, by Oral Dosage Form, 2017-2032 (USD Thousand)

Oral Dosage Form	2023	2024	2025	2026	2027	2032	CAGR (%)
Capsules	xx.xx	xx.xx	xx.xx	xx.xx	xx.xx	xx.xx	xx.xx
Gummies	xx.xx	xx.xx	xx.xx	xx.xx	xx.xx	xx.xx	xx.xx
Oral Liquids	xx.xx	xx.xx	xx.xx	xx.xx	xx.xx	xx.xx	xx.xx
Powders & Granules	xx.xx	xx.xx	xx.xx	xx.xx	xx.xx	xx.xx	xx.xx
Tablets & Lozenges	xx.xx	xx.xx	xx.xx	xx.xx	xx.xx	xx.xx	xx.xx
Total	**xx.xx**	**xx.xx**	**xx.xx**	**xx.xx**	**xx.xx**	**xx.xx**	**xx.xx**

Table 186. North America Digestive Enzyme Supplements Market Size, by Tablets & Lozenges, 2017-2032 (USD Thousand)

Tablets & Lozenges	2023	2024	2025	2026	2027	2032	CAGR (%)
Chewable & Dissolving Tablets	xx.xx	xx.xx	xx.xx	xx.xx	xx.xx	xx.xx	xx.xx
Swallowed Tablets & Caplets	xx.xx	xx.xx	xx.xx	xx.xx	xx.xx	xx.xx	xx.xx
Total	**xx.xx**	**xx.xx**	**xx.xx**	**xx.xx**	**xx.xx**	**xx.xx**	**xx.xx**

Table 187. North America Digestive Enzyme Supplements Market Size, by Seller Channel, 2017-2032 (USD Thousand)

Seller Channel	2023	2024	2025	2026	2027	2032	CAGR (%)
Brand-Direct Sellers	xx.xx	xx.xx	xx.xx	xx.xx	xx.xx	xx.xx	xx.xx
General Merchandise & Grocery Retailers	xx.xx	xx.xx	xx.xx	xx.xx	xx.xx	xx.xx	xx.xx
Healthcare Practitioners & Clinics	xx.xx	xx.xx	xx.xx	xx.xx	xx.xx	xx.xx	xx.xx
Independent Direct Sellers	xx.xx	xx.xx	xx.xx	xx.xx	xx.xx	xx.xx	xx.xx
Pharmacies & Drugstores	xx.xx	xx.xx	xx.xx	xx.xx	xx.xx	xx.xx	xx.xx
Specialty Health & Nutrition Retailers	xx.xx	xx.xx	xx.xx	xx.xx	xx.xx	xx.xx	xx.xx
Total	**xx.xx**	**xx.xx**	**xx.xx**	**xx.xx**	**xx.xx**	**xx.xx**	**xx.xx**

Table 188. North America Digestive Enzyme Supplements Market Size, by Purchase Mode, 2017-2032 (USD Thousand)

Purchase Mode	2023	2024	2025	2026	2027	2032	CAGR (%)
Digital Ordering	xx.xx	xx.xx	xx.xx	xx.xx	xx.xx	xx.xx	xx.xx
In-Person Ordering	xx.xx	xx.xx	xx.xx	xx.xx	xx.xx	xx.xx	xx.xx
Mail & Fax Ordering	xx.xx	xx.xx	xx.xx	xx.xx	xx.xx	xx.xx	xx.xx
Telephone Ordering	xx.xx	xx.xx	xx.xx	xx.xx	xx.xx	xx.xx	xx.xx
Total	**xx.xx**	**xx.xx**	**xx.xx**	**xx.xx**	**xx.xx**	**xx.xx**	**xx.xx**

Table 189. North America Digestive Enzyme Supplements Market Size, by Enzyme Source, 2017-2032 (USD Thousand)

Enzyme Source	2023	2024	2025	2026	2027	2032	CAGR (%)
Animal-Origin Enzymes	xx.xx	xx.xx	xx.xx	xx.xx	xx.xx	xx.xx	xx.xx
Microbial-Origin Enzymes	xx.xx	xx.xx	xx.xx	xx.xx	xx.xx	xx.xx	xx.xx
Mixed-Origin Enzymes	xx.xx	xx.xx	xx.xx	xx.xx	xx.xx	xx.xx	xx.xx
Plant-Origin Enzymes	xx.xx	xx.xx	xx.xx	xx.xx	xx.xx	xx.xx	xx.xx
Total	**xx.xx**	**xx.xx**	**xx.xx**	**xx.xx**	**xx.xx**	**xx.xx**	**xx.xx**

Table 190. North America Digestive Enzyme Supplements Market Size, by Regulatory Product Class, 2017-2032 (USD Thousand)

Regulatory Product Class	2023	2024	2025	2026	2027	2032	CAGR (%)
Dietary & Food Supplements	xx.xx	xx.xx	xx.xx	xx.xx	xx.xx	xx.xx	xx.xx
Listed Complementary Medicines	xx.xx	xx.xx	xx.xx	xx.xx	xx.xx	xx.xx	xx.xx
Natural Health Products	xx.xx	xx.xx	xx.xx	xx.xx	xx.xx	xx.xx	xx.xx
Registered Health Supplements	xx.xx	xx.xx	xx.xx	xx.xx	xx.xx	xx.xx	xx.xx
Total	**xx.xx**	**xx.xx**	**xx.xx**	**xx.xx**	**xx.xx**	**xx.xx**	**xx.xx**

17.2. Asia-Pacific

Table 191. Asia-Pacific Digestive Enzyme Supplements Market, by Country growth contribution, 2025-2032

Category	2025 value (USD Thousand)	2032 value (USD Thousand)	Added value (USD Thousand)	2025 share (%)	2032 share (%)	Change (pp)	Growth share (%)	CAGR (%)
Australia	xx.xx	xx.xx	xx.xx	xx.xx	xx.xx	xx.xx	xx.xx	xx.xx
China	xx.xx	xx.xx	xx.xx	xx.xx	xx.xx	xx.xx	xx.xx	xx.xx
India	xx.xx	xx.xx	xx.xx	xx.xx	xx.xx	xx.xx	xx.xx	xx.xx
Indonesia	xx.xx	xx.xx	xx.xx	xx.xx	xx.xx	xx.xx	xx.xx	xx.xx
Japan	xx.xx	xx.xx	xx.xx	xx.xx	xx.xx	xx.xx	xx.xx	xx.xx
Malaysia	xx.xx	xx.xx	xx.xx	xx.xx	xx.xx	xx.xx	xx.xx	xx.xx
Philippines	xx.xx	xx.xx	xx.xx	xx.xx	xx.xx	xx.xx	xx.xx	xx.xx
Singapore	xx.xx	xx.xx	xx.xx	xx.xx	xx.xx	xx.xx	xx.xx	xx.xx
South Korea	xx.xx	xx.xx	xx.xx	xx.xx	xx.xx	xx.xx	xx.xx	xx.xx
Taiwan	xx.xx	xx.xx	xx.xx	xx.xx	xx.xx	xx.xx	xx.xx	xx.xx
Thailand	xx.xx	xx.xx	xx.xx	xx.xx	xx.xx	xx.xx	xx.xx	xx.xx
Unallocated / remaining scope	xx.xx	xx.xx	xx.xx	xx.xx	xx.xx	xx.xx	xx.xx	xx.xx
Scope total	**xx.xx**	**xx.xx**	**xx.xx**	**xx.xx**	**xx.xx**	**xx.xx**	**xx.xx**	**xx.xx**

Table 192. Asia-Pacific Digestive Enzyme Supplements Market Size, by Region, 2017-2032 (USD Thousand)

Region	2023	2024	2025	2026	2027	2032	CAGR (%)
Australia	xx.xx	xx.xx	xx.xx	xx.xx	xx.xx	xx.xx	xx.xx
China	xx.xx	xx.xx	xx.xx	xx.xx	xx.xx	xx.xx	xx.xx
India	xx.xx	xx.xx	xx.xx	xx.xx	xx.xx	xx.xx	xx.xx
Indonesia	xx.xx	xx.xx	xx.xx	xx.xx	xx.xx	xx.xx	xx.xx
Japan	xx.xx	xx.xx	xx.xx	xx.xx	xx.xx	xx.xx	xx.xx
Malaysia	xx.xx	xx.xx	xx.xx	xx.xx	xx.xx	xx.xx	xx.xx
Philippines	xx.xx	xx.xx	xx.xx	xx.xx	xx.xx	xx.xx	xx.xx
Singapore	xx.xx	xx.xx	xx.xx	xx.xx	xx.xx	xx.xx	xx.xx
South Korea	xx.xx	xx.xx	xx.xx	xx.xx	xx.xx	xx.xx	xx.xx
Taiwan	xx.xx	xx.xx	xx.xx	xx.xx	xx.xx	xx.xx	xx.xx
Thailand	xx.xx	xx.xx	xx.xx	xx.xx	xx.xx	xx.xx	xx.xx
Others	xx.xx	xx.xx	xx.xx	xx.xx	xx.xx	xx.xx	xx.xx
Total	**xx.xx**	**xx.xx**	**xx.xx**	**xx.xx**	**xx.xx**	**xx.xx**	**xx.xx**

Table 193. Asia-Pacific Digestive Enzyme Supplements Market Size, by Enzyme Composition, 2017-2032 (USD Thousand)

Enzyme Composition	2023	2024	2025	2026	2027	2032	CAGR (%)
Multi-Enzyme Blends	xx.xx	xx.xx	xx.xx	xx.xx	xx.xx	xx.xx	xx.xx
Single-Enzyme Supplements	xx.xx	xx.xx	xx.xx	xx.xx	xx.xx	xx.xx	xx.xx
Total	**xx.xx**	**xx.xx**	**xx.xx**	**xx.xx**	**xx.xx**	**xx.xx**	**xx.xx**

Table 194. Asia-Pacific Digestive Enzyme Supplements Market Size, by Complementary Ingredients, 2017-2032 (USD Thousand)

Complementary Ingredients	2023	2024	2025	2026	2027	2032	CAGR (%)
Enzyme-Only Supplements	xx.xx	xx.xx	xx.xx	xx.xx	xx.xx	xx.xx	xx.xx
Microbiome-Support Combinations	xx.xx	xx.xx	xx.xx	xx.xx	xx.xx	xx.xx	xx.xx
Non-Microbiome Co-Active Combinations	xx.xx	xx.xx	xx.xx	xx.xx	xx.xx	xx.xx	xx.xx
Total	**xx.xx**	**xx.xx**	**xx.xx**	**xx.xx**	**xx.xx**	**xx.xx**	**xx.xx**

Table 195. Asia-Pacific Digestive Enzyme Supplements Market Size, by Release Design, 2017-2032 (USD Thousand)

Release Design	2023	2024	2025	2026	2027	2032	CAGR (%)
Conventional Release	xx.xx	xx.xx	xx.xx	xx.xx	xx.xx	xx.xx	xx.xx
Delayed Release	xx.xx	xx.xx	xx.xx	xx.xx	xx.xx	xx.xx	xx.xx
Extended Release	xx.xx	xx.xx	xx.xx	xx.xx	xx.xx	xx.xx	xx.xx
Mixed-Release Presentations	xx.xx	xx.xx	xx.xx	xx.xx	xx.xx	xx.xx	xx.xx
Total	**xx.xx**	**xx.xx**	**xx.xx**	**xx.xx**	**xx.xx**	**xx.xx**	**xx.xx**

Table 196. Asia-Pacific Digestive Enzyme Supplements Market Size, by Digestive Use, 2017-2032 (USD Thousand)

Digestive Use	2023	2024	2025	2026	2027	2032	CAGR (%)
Carbohydrate Digestion	xx.xx	xx.xx	xx.xx	xx.xx	xx.xx	xx.xx	xx.xx
Cross-Nutrient Digestion	xx.xx	xx.xx	xx.xx	xx.xx	xx.xx	xx.xx	xx.xx
Fat Digestion	xx.xx	xx.xx	xx.xx	xx.xx	xx.xx	xx.xx	xx.xx
General Meal Digestion	xx.xx	xx.xx	xx.xx	xx.xx	xx.xx	xx.xx	xx.xx
Protein Digestion	xx.xx	xx.xx	xx.xx	xx.xx	xx.xx	xx.xx	xx.xx
Total	**xx.xx**	**xx.xx**	**xx.xx**	**xx.xx**	**xx.xx**	**xx.xx**	**xx.xx**

Table 197. Asia-Pacific Digestive Enzyme Supplements Market Size, by Carbohydrate Digestion, 2017-2032 (USD Thousand)

Carbohydrate Digestion	2023	2024	2025	2026	2027	2032	CAGR (%)
Broad Carbohydrate Digestion	xx.xx	xx.xx	xx.xx	xx.xx	xx.xx	xx.xx	xx.xx
Fiber & Oligosaccharide Digestion	xx.xx	xx.xx	xx.xx	xx.xx	xx.xx	xx.xx	xx.xx
Fructose Digestion	xx.xx	xx.xx	xx.xx	xx.xx	xx.xx	xx.xx	xx.xx
Lactose Digestion	xx.xx	xx.xx	xx.xx	xx.xx	xx.xx	xx.xx	xx.xx
Sucrose & Starch Digestion	xx.xx	xx.xx	xx.xx	xx.xx	xx.xx	xx.xx	xx.xx
Total	**xx.xx**	**xx.xx**	**xx.xx**	**xx.xx**	**xx.xx**	**xx.xx**	**xx.xx**

Table 198. Asia-Pacific Digestive Enzyme Supplements Market Size, by Protein Digestion, 2017-2032 (USD Thousand)

Protein Digestion	2023	2024	2025	2026	2027	2032	CAGR (%)
General Protein Digestion	xx.xx	xx.xx	xx.xx	xx.xx	xx.xx	xx.xx	xx.xx
Gluten & Casein Digestion	xx.xx	xx.xx	xx.xx	xx.xx	xx.xx	xx.xx	xx.xx
Total	**xx.xx**	**xx.xx**	**xx.xx**	**xx.xx**	**xx.xx**	**xx.xx**	**xx.xx**

Table 199. Asia-Pacific Digestive Enzyme Supplements Market Size, by Consumer Age Group, 2017-2032 (USD Thousand)

Consumer Age Group	2023	2024	2025	2026	2027	2032	CAGR (%)
Adult-Only	xx.xx	xx.xx	xx.xx	xx.xx	xx.xx	xx.xx	xx.xx
Multi-Age	xx.xx	xx.xx	xx.xx	xx.xx	xx.xx	xx.xx	xx.xx
Pediatric-Only	xx.xx	xx.xx	xx.xx	xx.xx	xx.xx	xx.xx	xx.xx
Total	**xx.xx**	**xx.xx**	**xx.xx**	**xx.xx**	**xx.xx**	**xx.xx**	**xx.xx**

Table 200. Asia-Pacific Digestive Enzyme Supplements Market Size, by Oral Dosage Form, 2017-2032 (USD Thousand)

Oral Dosage Form	2023	2024	2025	2026	2027	2032	CAGR (%)
Capsules	xx.xx	xx.xx	xx.xx	xx.xx	xx.xx	xx.xx	xx.xx
Gummies	xx.xx	xx.xx	xx.xx	xx.xx	xx.xx	xx.xx	xx.xx
Oral Liquids	xx.xx	xx.xx	xx.xx	xx.xx	xx.xx	xx.xx	xx.xx
Powders & Granules	xx.xx	xx.xx	xx.xx	xx.xx	xx.xx	xx.xx	xx.xx
Tablets & Lozenges	xx.xx	xx.xx	xx.xx	xx.xx	xx.xx	xx.xx	xx.xx
Total	**xx.xx**	**xx.xx**	**xx.xx**	**xx.xx**	**xx.xx**	**xx.xx**	**xx.xx**

Table 201. Asia-Pacific Digestive Enzyme Supplements Market Size, by Tablets & Lozenges, 2017-2032 (USD Thousand)

Tablets & Lozenges	2023	2024	2025	2026	2027	2032	CAGR (%)
Chewable & Dissolving Tablets	xx.xx	xx.xx	xx.xx	xx.xx	xx.xx	xx.xx	xx.xx
Swallowed Tablets & Caplets	xx.xx	xx.xx	xx.xx	xx.xx	xx.xx	xx.xx	xx.xx
Total	**xx.xx**	**xx.xx**	**xx.xx**	**xx.xx**	**xx.xx**	**xx.xx**	**xx.xx**

Table 202. Asia-Pacific Digestive Enzyme Supplements Market Size, by Seller Channel, 2017-2032 (USD Thousand)

Seller Channel	2023	2024	2025	2026	2027	2032	CAGR (%)
Brand-Direct Sellers	xx.xx	xx.xx	xx.xx	xx.xx	xx.xx	xx.xx	xx.xx
General Merchandise & Grocery Retailers	xx.xx	xx.xx	xx.xx	xx.xx	xx.xx	xx.xx	xx.xx
Healthcare Practitioners & Clinics	xx.xx	xx.xx	xx.xx	xx.xx	xx.xx	xx.xx	xx.xx
Independent Direct Sellers	xx.xx	xx.xx	xx.xx	xx.xx	xx.xx	xx.xx	xx.xx
Pharmacies & Drugstores	xx.xx	xx.xx	xx.xx	xx.xx	xx.xx	xx.xx	xx.xx
Specialty Health & Nutrition Retailers	xx.xx	xx.xx	xx.xx	xx.xx	xx.xx	xx.xx	xx.xx
Total	**xx.xx**	**xx.xx**	**xx.xx**	**xx.xx**	**xx.xx**	**xx.xx**	**xx.xx**

Table 203. Asia-Pacific Digestive Enzyme Supplements Market Size, by Purchase Mode, 2017-2032 (USD Thousand)

Purchase Mode	2023	2024	2025	2026	2027	2032	CAGR (%)
Digital Ordering	xx.xx	xx.xx	xx.xx	xx.xx	xx.xx	xx.xx	xx.xx
In-Person Ordering	xx.xx	xx.xx	xx.xx	xx.xx	xx.xx	xx.xx	xx.xx
Mail & Fax Ordering	xx.xx	xx.xx	xx.xx	xx.xx	xx.xx	xx.xx	xx.xx
Telephone Ordering	xx.xx	xx.xx	xx.xx	xx.xx	xx.xx	xx.xx	xx.xx
Total	**xx.xx**	**xx.xx**	**xx.xx**	**xx.xx**	**xx.xx**	**xx.xx**	**xx.xx**

Table 204. Asia-Pacific Digestive Enzyme Supplements Market Size, by Enzyme Source, 2017-2032 (USD Thousand)

Enzyme Source	2023	2024	2025	2026	2027	2032	CAGR (%)
Animal-Origin Enzymes	xx.xx	xx.xx	xx.xx	xx.xx	xx.xx	xx.xx	xx.xx
Microbial-Origin Enzymes	xx.xx	xx.xx	xx.xx	xx.xx	xx.xx	xx.xx	xx.xx
Mixed-Origin Enzymes	xx.xx	xx.xx	xx.xx	xx.xx	xx.xx	xx.xx	xx.xx
Plant-Origin Enzymes	xx.xx	xx.xx	xx.xx	xx.xx	xx.xx	xx.xx	xx.xx
Total	**xx.xx**	**xx.xx**	**xx.xx**	**xx.xx**	**xx.xx**	**xx.xx**	**xx.xx**

Table 205. Asia-Pacific Digestive Enzyme Supplements Market Size, by Regulatory Product Class, 2017-2032 (USD Thousand)

Regulatory Product Class	2023	2024	2025	2026	2027	2032	CAGR (%)
Dietary & Food Supplements	xx.xx	xx.xx	xx.xx	xx.xx	xx.xx	xx.xx	xx.xx
Listed Complementary Medicines	xx.xx	xx.xx	xx.xx	xx.xx	xx.xx	xx.xx	xx.xx
Natural Health Products	xx.xx	xx.xx	xx.xx	xx.xx	xx.xx	xx.xx	xx.xx
Registered Health Supplements	xx.xx	xx.xx	xx.xx	xx.xx	xx.xx	xx.xx	xx.xx
Total	**xx.xx**	**xx.xx**	**xx.xx**	**xx.xx**	**xx.xx**	**xx.xx**	**xx.xx**

17.3. Europe

Table 206. Europe Digestive Enzyme Supplements Market, by Country growth contribution, 2025-2032

Category	2025 value (USD Thousand)	2032 value (USD Thousand)	Added value (USD Thousand)	2025 share (%)	2032 share (%)	Change (pp)	Growth share (%)	CAGR (%)
Austria	xx.xx	xx.xx	xx.xx	xx.xx	xx.xx	xx.xx	xx.xx	xx.xx
Belgium	xx.xx	xx.xx	xx.xx	xx.xx	xx.xx	xx.xx	xx.xx	xx.xx
Denmark	xx.xx	xx.xx	xx.xx	xx.xx	xx.xx	xx.xx	xx.xx	xx.xx
Finland	xx.xx	xx.xx	xx.xx	xx.xx	xx.xx	xx.xx	xx.xx	xx.xx
France	xx.xx	xx.xx	xx.xx	xx.xx	xx.xx	xx.xx	xx.xx	xx.xx
Germany	xx.xx	xx.xx	xx.xx	xx.xx	xx.xx	xx.xx	xx.xx	xx.xx
Italy	xx.xx	xx.xx	xx.xx	xx.xx	xx.xx	xx.xx	xx.xx	xx.xx
Netherlands	xx.xx	xx.xx	xx.xx	xx.xx	xx.xx	xx.xx	xx.xx	xx.xx
Norway	xx.xx	xx.xx	xx.xx	xx.xx	xx.xx	xx.xx	xx.xx	xx.xx
Poland	xx.xx	xx.xx	xx.xx	xx.xx	xx.xx	xx.xx	xx.xx	xx.xx
Portugal	xx.xx	xx.xx	xx.xx	xx.xx	xx.xx	xx.xx	xx.xx	xx.xx
Russia	xx.xx	xx.xx	xx.xx	xx.xx	xx.xx	xx.xx	xx.xx	xx.xx
Spain	xx.xx	xx.xx	xx.xx	xx.xx	xx.xx	xx.xx	xx.xx	xx.xx
Sweden	xx.xx	xx.xx	xx.xx	xx.xx	xx.xx	xx.xx	xx.xx	xx.xx
Switzerland	xx.xx	xx.xx	xx.xx	xx.xx	xx.xx	xx.xx	xx.xx	xx.xx
Unallocated / remaining scope	xx.xx	xx.xx	xx.xx	xx.xx	xx.xx	xx.xx	xx.xx	xx.xx
United Kingdom	xx.xx	xx.xx	xx.xx	xx.xx	xx.xx	xx.xx	xx.xx	xx.xx
Scope total	**xx.xx**	**xx.xx**	**xx.xx**	**xx.xx**	**xx.xx**	**xx.xx**	**xx.xx**	**xx.xx**

Table 207. Europe Digestive Enzyme Supplements Market Size, by Region, 2017-2032 (USD Thousand)

Region	2023	2024	2025	2026	2027	2032	CAGR (%)
Austria	xx.xx	xx.xx	xx.xx	xx.xx	xx.xx	xx.xx	xx.xx
Belgium	xx.xx	xx.xx	xx.xx	xx.xx	xx.xx	xx.xx	xx.xx
Denmark	xx.xx	xx.xx	xx.xx	xx.xx	xx.xx	xx.xx	xx.xx
Finland	xx.xx	xx.xx	xx.xx	xx.xx	xx.xx	xx.xx	xx.xx
France	xx.xx	xx.xx	xx.xx	xx.xx	xx.xx	xx.xx	xx.xx
Germany	xx.xx	xx.xx	xx.xx	xx.xx	xx.xx	xx.xx	xx.xx
Italy	xx.xx	xx.xx	xx.xx	xx.xx	xx.xx	xx.xx	xx.xx
Netherlands	xx.xx	xx.xx	xx.xx	xx.xx	xx.xx	xx.xx	xx.xx
Norway	xx.xx	xx.xx	xx.xx	xx.xx	xx.xx	xx.xx	xx.xx
Poland	xx.xx	xx.xx	xx.xx	xx.xx	xx.xx	xx.xx	xx.xx
Portugal	xx.xx	xx.xx	xx.xx	xx.xx	xx.xx	xx.xx	xx.xx
Russia	xx.xx	xx.xx	xx.xx	xx.xx	xx.xx	xx.xx	xx.xx
Spain	xx.xx	xx.xx	xx.xx	xx.xx	xx.xx	xx.xx	xx.xx
Sweden	xx.xx	xx.xx	xx.xx	xx.xx	xx.xx	xx.xx	xx.xx
Switzerland	xx.xx	xx.xx	xx.xx	xx.xx	xx.xx	xx.xx	xx.xx
United Kingdom	xx.xx	xx.xx	xx.xx	xx.xx	xx.xx	xx.xx	xx.xx
Others	xx.xx	xx.xx	xx.xx	xx.xx	xx.xx	xx.xx	xx.xx
Total	**xx.xx**	**xx.xx**	**xx.xx**	**xx.xx**	**xx.xx**	**xx.xx**	**xx.xx**

Table 208. Europe Digestive Enzyme Supplements Market Size, by Enzyme Composition, 2017-2032 (USD Thousand)

Enzyme Composition	2023	2024	2025	2026	2027	2032	CAGR (%)
Multi-Enzyme Blends	xx.xx	xx.xx	xx.xx	xx.xx	xx.xx	xx.xx	xx.xx
Single-Enzyme Supplements	xx.xx	xx.xx	xx.xx	xx.xx	xx.xx	xx.xx	xx.xx
Total	**xx.xx**	**xx.xx**	**xx.xx**	**xx.xx**	**xx.xx**	**xx.xx**	**xx.xx**

Table 209. Europe Digestive Enzyme Supplements Market Size, by Complementary Ingredients, 2017-2032 (USD Thousand)

Complementary Ingredients	2023	2024	2025	2026	2027	2032	CAGR (%)
Enzyme-Only Supplements	xx.xx	xx.xx	xx.xx	xx.xx	xx.xx	xx.xx	xx.xx
Microbiome-Support Combinations	xx.xx	xx.xx	xx.xx	xx.xx	xx.xx	xx.xx	xx.xx
Non-Microbiome Co-Active Combinations	xx.xx	xx.xx	xx.xx	xx.xx	xx.xx	xx.xx	xx.xx
Total	**xx.xx**	**xx.xx**	**xx.xx**	**xx.xx**	**xx.xx**	**xx.xx**	**xx.xx**

Table 210. Europe Digestive Enzyme Supplements Market Size, by Release Design, 2017-2032 (USD Thousand)

Release Design	2023	2024	2025	2026	2027	2032	CAGR (%)
Conventional Release	xx.xx	xx.xx	xx.xx	xx.xx	xx.xx	xx.xx	xx.xx
Delayed Release	xx.xx	xx.xx	xx.xx	xx.xx	xx.xx	xx.xx	xx.xx
Extended Release	xx.xx	xx.xx	xx.xx	xx.xx	xx.xx	xx.xx	xx.xx
Mixed-Release Presentations	xx.xx	xx.xx	xx.xx	xx.xx	xx.xx	xx.xx	xx.xx
Total	**xx.xx**	**xx.xx**	**xx.xx**	**xx.xx**	**xx.xx**	**xx.xx**	**xx.xx**

Table 211. Europe Digestive Enzyme Supplements Market Size, by Digestive Use, 2017-2032 (USD Thousand)

Digestive Use	2023	2024	2025	2026	2027	2032	CAGR (%)
Carbohydrate Digestion	xx.xx	xx.xx	xx.xx	xx.xx	xx.xx	xx.xx	xx.xx
Cross-Nutrient Digestion	xx.xx	xx.xx	xx.xx	xx.xx	xx.xx	xx.xx	xx.xx
Fat Digestion	xx.xx	xx.xx	xx.xx	xx.xx	xx.xx	xx.xx	xx.xx
General Meal Digestion	xx.xx	xx.xx	xx.xx	xx.xx	xx.xx	xx.xx	xx.xx
Protein Digestion	xx.xx	xx.xx	xx.xx	xx.xx	xx.xx	xx.xx	xx.xx
Total	**xx.xx**	**xx.xx**	**xx.xx**	**xx.xx**	**xx.xx**	**xx.xx**	**xx.xx**

Table 212. Europe Digestive Enzyme Supplements Market Size, by Carbohydrate Digestion, 2017-2032 (USD Thousand)

Carbohydrate Digestion	2023	2024	2025	2026	2027	2032	CAGR (%)
Broad Carbohydrate Digestion	xx.xx	xx.xx	xx.xx	xx.xx	xx.xx	xx.xx	xx.xx
Fiber & Oligosaccharide Digestion	xx.xx	xx.xx	xx.xx	xx.xx	xx.xx	xx.xx	xx.xx
Fructose Digestion	xx.xx	xx.xx	xx.xx	xx.xx	xx.xx	xx.xx	xx.xx
Lactose Digestion	xx.xx	xx.xx	xx.xx	xx.xx	xx.xx	xx.xx	xx.xx
Sucrose & Starch Digestion	xx.xx	xx.xx	xx.xx	xx.xx	xx.xx	xx.xx	xx.xx
Total	**xx.xx**	**xx.xx**	**xx.xx**	**xx.xx**	**xx.xx**	**xx.xx**	**xx.xx**

Table 213. Europe Digestive Enzyme Supplements Market Size, by Protein Digestion, 2017-2032 (USD Thousand)

Protein Digestion	2023	2024	2025	2026	2027	2032	CAGR (%)
General Protein Digestion	xx.xx	xx.xx	xx.xx	xx.xx	xx.xx	xx.xx	xx.xx
Gluten & Casein Digestion	xx.xx	xx.xx	xx.xx	xx.xx	xx.xx	xx.xx	xx.xx
Total	**xx.xx**	**xx.xx**	**xx.xx**	**xx.xx**	**xx.xx**	**xx.xx**	**xx.xx**

Table 214. Europe Digestive Enzyme Supplements Market Size, by Consumer Age Group, 2017-2032 (USD Thousand)

Consumer Age Group	2023	2024	2025	2026	2027	2032	CAGR (%)
Adult-Only	xx.xx	xx.xx	xx.xx	xx.xx	xx.xx	xx.xx	xx.xx
Multi-Age	xx.xx	xx.xx	xx.xx	xx.xx	xx.xx	xx.xx	xx.xx
Pediatric-Only	xx.xx	xx.xx	xx.xx	xx.xx	xx.xx	xx.xx	xx.xx
Total	**xx.xx**	**xx.xx**	**xx.xx**	**xx.xx**	**xx.xx**	**xx.xx**	**xx.xx**

Table 215. Europe Digestive Enzyme Supplements Market Size, by Oral Dosage Form, 2017-2032 (USD Thousand)

Oral Dosage Form	2023	2024	2025	2026	2027	2032	CAGR (%)
Capsules	xx.xx	xx.xx	xx.xx	xx.xx	xx.xx	xx.xx	xx.xx
Gummies	xx.xx	xx.xx	xx.xx	xx.xx	xx.xx	xx.xx	xx.xx
Oral Liquids	xx.xx	xx.xx	xx.xx	xx.xx	xx.xx	xx.xx	xx.xx
Powders & Granules	xx.xx	xx.xx	xx.xx	xx.xx	xx.xx	xx.xx	xx.xx
Tablets & Lozenges	xx.xx	xx.xx	xx.xx	xx.xx	xx.xx	xx.xx	xx.xx
Total	**xx.xx**	**xx.xx**	**xx.xx**	**xx.xx**	**xx.xx**	**xx.xx**	**xx.xx**

Table 216. Europe Digestive Enzyme Supplements Market Size, by Tablets & Lozenges, 2017-2032 (USD Thousand)

Tablets & Lozenges	2023	2024	2025	2026	2027	2032	CAGR (%)
Chewable & Dissolving Tablets	xx.xx	xx.xx	xx.xx	xx.xx	xx.xx	xx.xx	xx.xx
Swallowed Tablets & Caplets	xx.xx	xx.xx	xx.xx	xx.xx	xx.xx	xx.xx	xx.xx
Total	**xx.xx**	**xx.xx**	**xx.xx**	**xx.xx**	**xx.xx**	**xx.xx**	**xx.xx**

Table 217. Europe Digestive Enzyme Supplements Market Size, by Seller Channel, 2017-2032 (USD Thousand)

Seller Channel	2023	2024	2025	2026	2027	2032	CAGR (%)
Brand-Direct Sellers	xx.xx	xx.xx	xx.xx	xx.xx	xx.xx	xx.xx	xx.xx
General Merchandise & Grocery Retailers	xx.xx	xx.xx	xx.xx	xx.xx	xx.xx	xx.xx	xx.xx
Healthcare Practitioners & Clinics	xx.xx	xx.xx	xx.xx	xx.xx	xx.xx	xx.xx	xx.xx
Independent Direct Sellers	xx.xx	xx.xx	xx.xx	xx.xx	xx.xx	xx.xx	xx.xx
Pharmacies & Drugstores	xx.xx	xx.xx	xx.xx	xx.xx	xx.xx	xx.xx	xx.xx
Specialty Health & Nutrition Retailers	xx.xx	xx.xx	xx.xx	xx.xx	xx.xx	xx.xx	xx.xx
Total	**xx.xx**	**xx.xx**	**xx.xx**	**xx.xx**	**xx.xx**	**xx.xx**	**xx.xx**

Table 218. Europe Digestive Enzyme Supplements Market Size, by Purchase Mode, 2017-2032 (USD Thousand)

Purchase Mode	2023	2024	2025	2026	2027	2032	CAGR (%)
Digital Ordering	xx.xx	xx.xx	xx.xx	xx.xx	xx.xx	xx.xx	xx.xx
In-Person Ordering	xx.xx	xx.xx	xx.xx	xx.xx	xx.xx	xx.xx	xx.xx
Mail & Fax Ordering	xx.xx	xx.xx	xx.xx	xx.xx	xx.xx	xx.xx	xx.xx
Telephone Ordering	xx.xx	xx.xx	xx.xx	xx.xx	xx.xx	xx.xx	xx.xx
Total	**xx.xx**	**xx.xx**	**xx.xx**	**xx.xx**	**xx.xx**	**xx.xx**	**xx.xx**

Table 219. Europe Digestive Enzyme Supplements Market Size, by Enzyme Source, 2017-2032 (USD Thousand)

Enzyme Source	2023	2024	2025	2026	2027	2032	CAGR (%)
Animal-Origin Enzymes	xx.xx	xx.xx	xx.xx	xx.xx	xx.xx	xx.xx	xx.xx
Microbial-Origin Enzymes	xx.xx	xx.xx	xx.xx	xx.xx	xx.xx	xx.xx	xx.xx
Mixed-Origin Enzymes	xx.xx	xx.xx	xx.xx	xx.xx	xx.xx	xx.xx	xx.xx
Plant-Origin Enzymes	xx.xx	xx.xx	xx.xx	xx.xx	xx.xx	xx.xx	xx.xx
Total	**xx.xx**	**xx.xx**	**xx.xx**	**xx.xx**	**xx.xx**	**xx.xx**	**xx.xx**

Table 220. Europe Digestive Enzyme Supplements Market Size, by Regulatory Product Class, 2017-2032 (USD Thousand)

Regulatory Product Class	2023	2024	2025	2026	2027	2032	CAGR (%)
Dietary & Food Supplements	xx.xx	xx.xx	xx.xx	xx.xx	xx.xx	xx.xx	xx.xx
Listed Complementary Medicines	xx.xx	xx.xx	xx.xx	xx.xx	xx.xx	xx.xx	xx.xx
Natural Health Products	xx.xx	xx.xx	xx.xx	xx.xx	xx.xx	xx.xx	xx.xx
Registered Health Supplements	xx.xx	xx.xx	xx.xx	xx.xx	xx.xx	xx.xx	xx.xx
Total	**xx.xx**	**xx.xx**	**xx.xx**	**xx.xx**	**xx.xx**	**xx.xx**	**xx.xx**

17.4. Latin America

Table 221. Latin America Digestive Enzyme Supplements Market, by Country growth contribution, 2025-2032

Category	2025 value (USD Thousand)	2032 value (USD Thousand)	Added value (USD Thousand)	2025 share (%)	2032 share (%)	Change (pp)	Growth share (%)	CAGR (%)
Argentina	xx.xx	xx.xx	xx.xx	xx.xx	xx.xx	xx.xx	xx.xx	xx.xx
Brazil	xx.xx	xx.xx	xx.xx	xx.xx	xx.xx	xx.xx	xx.xx	xx.xx
Chile	xx.xx	xx.xx	xx.xx	xx.xx	xx.xx	xx.xx	xx.xx	xx.xx
Colombia	xx.xx	xx.xx	xx.xx	xx.xx	xx.xx	xx.xx	xx.xx	xx.xx
Peru	xx.xx	xx.xx	xx.xx	xx.xx	xx.xx	xx.xx	xx.xx	xx.xx
Unallocated / remaining scope	xx.xx	xx.xx	xx.xx	xx.xx	xx.xx	xx.xx	xx.xx	xx.xx
Scope total	**xx.xx**	**xx.xx**	**xx.xx**	**xx.xx**	**xx.xx**	**xx.xx**	**xx.xx**	**xx.xx**

Table 222. Latin America Digestive Enzyme Supplements Market Size, by Region, 2017-2032 (USD Thousand)

Region	2023	2024	2025	2026	2027	2032	CAGR (%)
Argentina	xx.xx	xx.xx	xx.xx	xx.xx	xx.xx	xx.xx	xx.xx
Brazil	xx.xx	xx.xx	xx.xx	xx.xx	xx.xx	xx.xx	xx.xx
Chile	xx.xx	xx.xx	xx.xx	xx.xx	xx.xx	xx.xx	xx.xx
Colombia	xx.xx	xx.xx	xx.xx	xx.xx	xx.xx	xx.xx	xx.xx
Peru	xx.xx	xx.xx	xx.xx	xx.xx	xx.xx	xx.xx	xx.xx
Others	xx.xx	xx.xx	xx.xx	xx.xx	xx.xx	xx.xx	xx.xx
Total	**xx.xx**	**xx.xx**	**xx.xx**	**xx.xx**	**xx.xx**	**xx.xx**	**xx.xx**

Table 223. Latin America Digestive Enzyme Supplements Market Size, by Enzyme Composition, 2017-2032 (USD Thousand)

Enzyme Composition	2023	2024	2025	2026	2027	2032	CAGR (%)
Multi-Enzyme Blends	xx.xx	xx.xx	xx.xx	xx.xx	xx.xx	xx.xx	xx.xx
Single-Enzyme Supplements	xx.xx	xx.xx	xx.xx	xx.xx	xx.xx	xx.xx	xx.xx
Total	**xx.xx**	**xx.xx**	**xx.xx**	**xx.xx**	**xx.xx**	**xx.xx**	**xx.xx**

Table 224. Latin America Digestive Enzyme Supplements Market Size, by Complementary Ingredients, 2017-2032 (USD Thousand)

Complementary Ingredients	2023	2024	2025	2026	2027	2032	CAGR (%)
Enzyme-Only Supplements	xx.xx	xx.xx	xx.xx	xx.xx	xx.xx	xx.xx	xx.xx
Microbiome-Support Combinations	xx.xx	xx.xx	xx.xx	xx.xx	xx.xx	xx.xx	xx.xx
Non-Microbiome Co-Active Combinations	xx.xx	xx.xx	xx.xx	xx.xx	xx.xx	xx.xx	xx.xx
Total	**xx.xx**	**xx.xx**	**xx.xx**	**xx.xx**	**xx.xx**	**xx.xx**	**xx.xx**

Table 225. Latin America Digestive Enzyme Supplements Market Size, by Release Design, 2017-2032 (USD Thousand)

Release Design	2023	2024	2025	2026	2027	2032	CAGR (%)
Conventional Release	xx.xx	xx.xx	xx.xx	xx.xx	xx.xx	xx.xx	xx.xx
Delayed Release	xx.xx	xx.xx	xx.xx	xx.xx	xx.xx	xx.xx	xx.xx
Extended Release	xx.xx	xx.xx	xx.xx	xx.xx	xx.xx	xx.xx	xx.xx
Mixed-Release Presentations	xx.xx	xx.xx	xx.xx	xx.xx	xx.xx	xx.xx	xx.xx
Total	**xx.xx**	**xx.xx**	**xx.xx**	**xx.xx**	**xx.xx**	**xx.xx**	**xx.xx**

Table 226. Latin America Digestive Enzyme Supplements Market Size, by Digestive Use, 2017-2032 (USD Thousand)

Digestive Use	2023	2024	2025	2026	2027	2032	CAGR (%)
Carbohydrate Digestion	xx.xx	xx.xx	xx.xx	xx.xx	xx.xx	xx.xx	xx.xx
Cross-Nutrient Digestion	xx.xx	xx.xx	xx.xx	xx.xx	xx.xx	xx.xx	xx.xx
Fat Digestion	xx.xx	xx.xx	xx.xx	xx.xx	xx.xx	xx.xx	xx.xx
General Meal Digestion	xx.xx	xx.xx	xx.xx	xx.xx	xx.xx	xx.xx	xx.xx
Protein Digestion	xx.xx	xx.xx	xx.xx	xx.xx	xx.xx	xx.xx	xx.xx
Total	**xx.xx**	**xx.xx**	**xx.xx**	**xx.xx**	**xx.xx**	**xx.xx**	**xx.xx**

Table 227. Latin America Digestive Enzyme Supplements Market Size, by Carbohydrate Digestion, 2017-2032 (USD Thousand)

Carbohydrate Digestion	2023	2024	2025	2026	2027	2032	CAGR (%)
Broad Carbohydrate Digestion	xx.xx	xx.xx	xx.xx	xx.xx	xx.xx	xx.xx	xx.xx
Fiber & Oligosaccharide Digestion	xx.xx	xx.xx	xx.xx	xx.xx	xx.xx	xx.xx	xx.xx
Fructose Digestion	xx.xx	xx.xx	xx.xx	xx.xx	xx.xx	xx.xx	xx.xx
Lactose Digestion	xx.xx	xx.xx	xx.xx	xx.xx	xx.xx	xx.xx	xx.xx
Sucrose & Starch Digestion	xx.xx	xx.xx	xx.xx	xx.xx	xx.xx	xx.xx	xx.xx
Total	**xx.xx**	**xx.xx**	**xx.xx**	**xx.xx**	**xx.xx**	**xx.xx**	**xx.xx**

Table 228. Latin America Digestive Enzyme Supplements Market Size, by Protein Digestion, 2017-2032 (USD Thousand)

Protein Digestion	2023	2024	2025	2026	2027	2032	CAGR (%)
General Protein Digestion	xx.xx	xx.xx	xx.xx	xx.xx	xx.xx	xx.xx	xx.xx
Gluten & Casein Digestion	xx.xx	xx.xx	xx.xx	xx.xx	xx.xx	xx.xx	xx.xx
Total	**xx.xx**	**xx.xx**	**xx.xx**	**xx.xx**	**xx.xx**	**xx.xx**	**xx.xx**

Table 229. Latin America Digestive Enzyme Supplements Market Size, by Consumer Age Group, 2017-2032 (USD Thousand)

Consumer Age Group	2023	2024	2025	2026	2027	2032	CAGR (%)
Adult-Only	xx.xx	xx.xx	xx.xx	xx.xx	xx.xx	xx.xx	xx.xx
Multi-Age	xx.xx	xx.xx	xx.xx	xx.xx	xx.xx	xx.xx	xx.xx
Pediatric-Only	xx.xx	xx.xx	xx.xx	xx.xx	xx.xx	xx.xx	xx.xx
Total	**xx.xx**	**xx.xx**	**xx.xx**	**xx.xx**	**xx.xx**	**xx.xx**	**xx.xx**

Table 230. Latin America Digestive Enzyme Supplements Market Size, by Oral Dosage Form, 2017-2032 (USD Thousand)

Oral Dosage Form	2023	2024	2025	2026	2027	2032	CAGR (%)
Capsules	xx.xx	xx.xx	xx.xx	xx.xx	xx.xx	xx.xx	xx.xx
Gummies	xx.xx	xx.xx	xx.xx	xx.xx	xx.xx	xx.xx	xx.xx
Oral Liquids	xx.xx	xx.xx	xx.xx	xx.xx	xx.xx	xx.xx	xx.xx
Powders & Granules	xx.xx	xx.xx	xx.xx	xx.xx	xx.xx	xx.xx	xx.xx
Tablets & Lozenges	xx.xx	xx.xx	xx.xx	xx.xx	xx.xx	xx.xx	xx.xx
Total	**xx.xx**	**xx.xx**	**xx.xx**	**xx.xx**	**xx.xx**	**xx.xx**	**xx.xx**

Table 231. Latin America Digestive Enzyme Supplements Market Size, by Tablets & Lozenges, 2017-2032 (USD Thousand)

Tablets & Lozenges	2023	2024	2025	2026	2027	2032	CAGR (%)
Chewable & Dissolving Tablets	xx.xx	xx.xx	xx.xx	xx.xx	xx.xx	xx.xx	xx.xx
Swallowed Tablets & Caplets	xx.xx	xx.xx	xx.xx	xx.xx	xx.xx	xx.xx	xx.xx
Total	**xx.xx**	**xx.xx**	**xx.xx**	**xx.xx**	**xx.xx**	**xx.xx**	**xx.xx**

Table 232. Latin America Digestive Enzyme Supplements Market Size, by Seller Channel, 2017-2032 (USD Thousand)

Seller Channel	2023	2024	2025	2026	2027	2032	CAGR (%)
Brand-Direct Sellers	xx.xx	xx.xx	xx.xx	xx.xx	xx.xx	xx.xx	xx.xx
General Merchandise & Grocery Retailers	xx.xx	xx.xx	xx.xx	xx.xx	xx.xx	xx.xx	xx.xx
Healthcare Practitioners & Clinics	xx.xx	xx.xx	xx.xx	xx.xx	xx.xx	xx.xx	xx.xx
Independent Direct Sellers	xx.xx	xx.xx	xx.xx	xx.xx	xx.xx	xx.xx	xx.xx
Pharmacies & Drugstores	xx.xx	xx.xx	xx.xx	xx.xx	xx.xx	xx.xx	xx.xx
Specialty Health & Nutrition Retailers	xx.xx	xx.xx	xx.xx	xx.xx	xx.xx	xx.xx	xx.xx
Total	**xx.xx**	**xx.xx**	**xx.xx**	**xx.xx**	**xx.xx**	**xx.xx**	**xx.xx**

Table 233. Latin America Digestive Enzyme Supplements Market Size, by Purchase Mode, 2017-2032 (USD Thousand)

Purchase Mode	2023	2024	2025	2026	2027	2032	CAGR (%)
Digital Ordering	xx.xx	xx.xx	xx.xx	xx.xx	xx.xx	xx.xx	xx.xx
In-Person Ordering	xx.xx	xx.xx	xx.xx	xx.xx	xx.xx	xx.xx	xx.xx
Mail & Fax Ordering	xx.xx	xx.xx	xx.xx	xx.xx	xx.xx	xx.xx	xx.xx
Telephone Ordering	xx.xx	xx.xx	xx.xx	xx.xx	xx.xx	xx.xx	xx.xx
Total	**xx.xx**	**xx.xx**	**xx.xx**	**xx.xx**	**xx.xx**	**xx.xx**	**xx.xx**

Table 234. Latin America Digestive Enzyme Supplements Market Size, by Enzyme Source, 2017-2032 (USD Thousand)

Enzyme Source	2023	2024	2025	2026	2027	2032	CAGR (%)
Animal-Origin Enzymes	xx.xx	xx.xx	xx.xx	xx.xx	xx.xx	xx.xx	xx.xx
Microbial-Origin Enzymes	xx.xx	xx.xx	xx.xx	xx.xx	xx.xx	xx.xx	xx.xx
Mixed-Origin Enzymes	xx.xx	xx.xx	xx.xx	xx.xx	xx.xx	xx.xx	xx.xx
Plant-Origin Enzymes	xx.xx	xx.xx	xx.xx	xx.xx	xx.xx	xx.xx	xx.xx
Total	**xx.xx**	**xx.xx**	**xx.xx**	**xx.xx**	**xx.xx**	**xx.xx**	**xx.xx**

Table 235. Latin America Digestive Enzyme Supplements Market Size, by Regulatory Product Class, 2017-2032 (USD Thousand)

Regulatory Product Class	2023	2024	2025	2026	2027	2032	CAGR (%)
Dietary & Food Supplements	xx.xx	xx.xx	xx.xx	xx.xx	xx.xx	xx.xx	xx.xx
Listed Complementary Medicines	xx.xx	xx.xx	xx.xx	xx.xx	xx.xx	xx.xx	xx.xx
Natural Health Products	xx.xx	xx.xx	xx.xx	xx.xx	xx.xx	xx.xx	xx.xx
Registered Health Supplements	xx.xx	xx.xx	xx.xx	xx.xx	xx.xx	xx.xx	xx.xx
Total	**xx.xx**	**xx.xx**	**xx.xx**	**xx.xx**	**xx.xx**	**xx.xx**	**xx.xx**

17.5. Middle East

Table 236. Middle East Digestive Enzyme Supplements Market, by Country growth contribution, 2025-2032

Category	2025 value (USD Thousand)	2032 value (USD Thousand)	Added value (USD Thousand)	2025 share (%)	2032 share (%)	Change (pp)	Growth share (%)	CAGR (%)
Israel	xx.xx	xx.xx	xx.xx	xx.xx	xx.xx	xx.xx	xx.xx	xx.xx
Qatar	xx.xx	xx.xx	xx.xx	xx.xx	xx.xx	xx.xx	xx.xx	xx.xx
Saudi Arabia	xx.xx	xx.xx	xx.xx	xx.xx	xx.xx	xx.xx	xx.xx	xx.xx
Turkey	xx.xx	xx.xx	xx.xx	xx.xx	xx.xx	xx.xx	xx.xx	xx.xx
Unallocated / remaining scope	xx.xx	xx.xx	xx.xx	xx.xx	xx.xx	xx.xx	xx.xx	xx.xx
United Arab Emirates	xx.xx	xx.xx	xx.xx	xx.xx	xx.xx	xx.xx	xx.xx	xx.xx
Scope total	**xx.xx**	**xx.xx**	**xx.xx**	**xx.xx**	**xx.xx**	**xx.xx**	**xx.xx**	**xx.xx**

Table 237. Middle East Digestive Enzyme Supplements Market Size, by Region, 2017-2032 (USD Thousand)

Region	2023	2024	2025	2026	2027	2032	CAGR (%)
Israel	xx.xx	xx.xx	xx.xx	xx.xx	xx.xx	xx.xx	xx.xx
Qatar	xx.xx	xx.xx	xx.xx	xx.xx	xx.xx	xx.xx	xx.xx
Saudi Arabia	xx.xx	xx.xx	xx.xx	xx.xx	xx.xx	xx.xx	xx.xx
Turkey	xx.xx	xx.xx	xx.xx	xx.xx	xx.xx	xx.xx	xx.xx
United Arab Emirates	xx.xx	xx.xx	xx.xx	xx.xx	xx.xx	xx.xx	xx.xx
Others	xx.xx	xx.xx	xx.xx	xx.xx	xx.xx	xx.xx	xx.xx
Total	**xx.xx**	**xx.xx**	**xx.xx**	**xx.xx**	**xx.xx**	**xx.xx**	**xx.xx**

Table 238. Middle East Digestive Enzyme Supplements Market Size, by Enzyme Composition, 2017-2032 (USD Thousand)

Enzyme Composition	2023	2024	2025	2026	2027	2032	CAGR (%)
Multi-Enzyme Blends	xx.xx	xx.xx	xx.xx	xx.xx	xx.xx	xx.xx	xx.xx
Single-Enzyme Supplements	xx.xx	xx.xx	xx.xx	xx.xx	xx.xx	xx.xx	xx.xx
Total	**xx.xx**	**xx.xx**	**xx.xx**	**xx.xx**	**xx.xx**	**xx.xx**	**xx.xx**

Table 239. Middle East Digestive Enzyme Supplements Market Size, by Complementary Ingredients, 2017-2032 (USD Thousand)

Complementary Ingredients	2023	2024	2025	2026	2027	2032	CAGR (%)
Enzyme-Only Supplements	xx.xx	xx.xx	xx.xx	xx.xx	xx.xx	xx.xx	xx.xx
Microbiome-Support Combinations	xx.xx	xx.xx	xx.xx	xx.xx	xx.xx	xx.xx	xx.xx
Non-Microbiome Co-Active Combinations	xx.xx	xx.xx	xx.xx	xx.xx	xx.xx	xx.xx	xx.xx
Total	**xx.xx**	**xx.xx**	**xx.xx**	**xx.xx**	**xx.xx**	**xx.xx**	**xx.xx**

Table 240. Middle East Digestive Enzyme Supplements Market Size, by Release Design, 2017-2032 (USD Thousand)

Release Design	2023	2024	2025	2026	2027	2032	CAGR (%)
Conventional Release	xx.xx	xx.xx	xx.xx	xx.xx	xx.xx	xx.xx	xx.xx
Delayed Release	xx.xx	xx.xx	xx.xx	xx.xx	xx.xx	xx.xx	xx.xx
Extended Release	xx.xx	xx.xx	xx.xx	xx.xx	xx.xx	xx.xx	xx.xx
Mixed-Release Presentations	xx.xx	xx.xx	xx.xx	xx.xx	xx.xx	xx.xx	xx.xx
Total	**xx.xx**	**xx.xx**	**xx.xx**	**xx.xx**	**xx.xx**	**xx.xx**	**xx.xx**

Table 241. Middle East Digestive Enzyme Supplements Market Size, by Digestive Use, 2017-2032 (USD Thousand)

Digestive Use	2023	2024	2025	2026	2027	2032	CAGR (%)
Carbohydrate Digestion	xx.xx	xx.xx	xx.xx	xx.xx	xx.xx	xx.xx	xx.xx
Cross-Nutrient Digestion	xx.xx	xx.xx	xx.xx	xx.xx	xx.xx	xx.xx	xx.xx
Fat Digestion	xx.xx	xx.xx	xx.xx	xx.xx	xx.xx	xx.xx	xx.xx
General Meal Digestion	xx.xx	xx.xx	xx.xx	xx.xx	xx.xx	xx.xx	xx.xx
Protein Digestion	xx.xx	xx.xx	xx.xx	xx.xx	xx.xx	xx.xx	xx.xx
Total	**xx.xx**	**xx.xx**	**xx.xx**	**xx.xx**	**xx.xx**	**xx.xx**	**xx.xx**

Table 242. Middle East Digestive Enzyme Supplements Market Size, by Carbohydrate Digestion, 2017-2032 (USD Thousand)

Carbohydrate Digestion	2023	2024	2025	2026	2027	2032	CAGR (%)
Broad Carbohydrate Digestion	xx.xx	xx.xx	xx.xx	xx.xx	xx.xx	xx.xx	xx.xx
Fiber & Oligosaccharide Digestion	xx.xx	xx.xx	xx.xx	xx.xx	xx.xx	xx.xx	xx.xx
Fructose Digestion	xx.xx	xx.xx	xx.xx	xx.xx	xx.xx	xx.xx	xx.xx
Lactose Digestion	xx.xx	xx.xx	xx.xx	xx.xx	xx.xx	xx.xx	xx.xx
Sucrose & Starch Digestion	xx.xx	xx.xx	xx.xx	xx.xx	xx.xx	xx.xx	xx.xx
Total	**xx.xx**	**xx.xx**	**xx.xx**	**xx.xx**	**xx.xx**	**xx.xx**	**xx.xx**

Table 243. Middle East Digestive Enzyme Supplements Market Size, by Protein Digestion, 2017-2032 (USD Thousand)

Protein Digestion	2023	2024	2025	2026	2027	2032	CAGR (%)
General Protein Digestion	xx.xx	xx.xx	xx.xx	xx.xx	xx.xx	xx.xx	xx.xx
Gluten & Casein Digestion	xx.xx	xx.xx	xx.xx	xx.xx	xx.xx	xx.xx	xx.xx
Total	**xx.xx**	**xx.xx**	**xx.xx**	**xx.xx**	**xx.xx**	**xx.xx**	**xx.xx**

Table 244. Middle East Digestive Enzyme Supplements Market Size, by Consumer Age Group, 2017-2032 (USD Thousand)

Consumer Age Group	2023	2024	2025	2026	2027	2032	CAGR (%)
Adult-Only	xx.xx	xx.xx	xx.xx	xx.xx	xx.xx	xx.xx	xx.xx
Multi-Age	xx.xx	xx.xx	xx.xx	xx.xx	xx.xx	xx.xx	xx.xx
Pediatric-Only	xx.xx	xx.xx	xx.xx	xx.xx	xx.xx	xx.xx	xx.xx
Total	**xx.xx**	**xx.xx**	**xx.xx**	**xx.xx**	**xx.xx**	**xx.xx**	**xx.xx**

Table 245. Middle East Digestive Enzyme Supplements Market Size, by Oral Dosage Form, 2017-2032 (USD Thousand)

Oral Dosage Form	2023	2024	2025	2026	2027	2032	CAGR (%)
Capsules	xx.xx	xx.xx	xx.xx	xx.xx	xx.xx	xx.xx	xx.xx
Gummies	xx.xx	xx.xx	xx.xx	xx.xx	xx.xx	xx.xx	xx.xx
Oral Liquids	xx.xx	xx.xx	xx.xx	xx.xx	xx.xx	xx.xx	xx.xx
Powders & Granules	xx.xx	xx.xx	xx.xx	xx.xx	xx.xx	xx.xx	xx.xx
Tablets & Lozenges	xx.xx	xx.xx	xx.xx	xx.xx	xx.xx	xx.xx	xx.xx
Total	**xx.xx**	**xx.xx**	**xx.xx**	**xx.xx**	**xx.xx**	**xx.xx**	**xx.xx**

Table 246. Middle East Digestive Enzyme Supplements Market Size, by Tablets & Lozenges, 2017-2032 (USD Thousand)

Tablets & Lozenges	2023	2024	2025	2026	2027	2032	CAGR (%)
Chewable & Dissolving Tablets	xx.xx	xx.xx	xx.xx	xx.xx	xx.xx	xx.xx	xx.xx
Swallowed Tablets & Caplets	xx.xx	xx.xx	xx.xx	xx.xx	xx.xx	xx.xx	xx.xx
Total	**xx.xx**	**xx.xx**	**xx.xx**	**xx.xx**	**xx.xx**	**xx.xx**	**xx.xx**

Table 247. Middle East Digestive Enzyme Supplements Market Size, by Seller Channel, 2017-2032 (USD Thousand)

Seller Channel	2023	2024	2025	2026	2027	2032	CAGR (%)
Brand-Direct Sellers	xx.xx	xx.xx	xx.xx	xx.xx	xx.xx	xx.xx	xx.xx
General Merchandise & Grocery Retailers	xx.xx	xx.xx	xx.xx	xx.xx	xx.xx	xx.xx	xx.xx
Healthcare Practitioners & Clinics	xx.xx	xx.xx	xx.xx	xx.xx	xx.xx	xx.xx	xx.xx
Independent Direct Sellers	xx.xx	xx.xx	xx.xx	xx.xx	xx.xx	xx.xx	xx.xx
Pharmacies & Drugstores	xx.xx	xx.xx	xx.xx	xx.xx	xx.xx	xx.xx	xx.xx
Specialty Health & Nutrition Retailers	xx.xx	xx.xx	xx.xx	xx.xx	xx.xx	xx.xx	xx.xx
Total	**xx.xx**	**xx.xx**	**xx.xx**	**xx.xx**	**xx.xx**	**xx.xx**	**xx.xx**

Table 248. Middle East Digestive Enzyme Supplements Market Size, by Purchase Mode, 2017-2032 (USD Thousand)

Purchase Mode	2023	2024	2025	2026	2027	2032	CAGR (%)
Digital Ordering	xx.xx	xx.xx	xx.xx	xx.xx	xx.xx	xx.xx	xx.xx
In-Person Ordering	xx.xx	xx.xx	xx.xx	xx.xx	xx.xx	xx.xx	xx.xx
Mail & Fax Ordering	xx.xx	xx.xx	xx.xx	xx.xx	xx.xx	xx.xx	xx.xx
Telephone Ordering	xx.xx	xx.xx	xx.xx	xx.xx	xx.xx	xx.xx	xx.xx
Total	**xx.xx**	**xx.xx**	**xx.xx**	**xx.xx**	**xx.xx**	**xx.xx**	**xx.xx**

Table 249. Middle East Digestive Enzyme Supplements Market Size, by Enzyme Source, 2017-2032 (USD Thousand)

Enzyme Source	2023	2024	2025	2026	2027	2032	CAGR (%)
Animal-Origin Enzymes	xx.xx	xx.xx	xx.xx	xx.xx	xx.xx	xx.xx	xx.xx
Microbial-Origin Enzymes	xx.xx	xx.xx	xx.xx	xx.xx	xx.xx	xx.xx	xx.xx
Mixed-Origin Enzymes	xx.xx	xx.xx	xx.xx	xx.xx	xx.xx	xx.xx	xx.xx
Plant-Origin Enzymes	xx.xx	xx.xx	xx.xx	xx.xx	xx.xx	xx.xx	xx.xx
Total	**xx.xx**	**xx.xx**	**xx.xx**	**xx.xx**	**xx.xx**	**xx.xx**	**xx.xx**

Table 250. Middle East Digestive Enzyme Supplements Market Size, by Regulatory Product Class, 2017-2032 (USD Thousand)

Regulatory Product Class	2023	2024	2025	2026	2027	2032	CAGR (%)
Dietary & Food Supplements	xx.xx	xx.xx	xx.xx	xx.xx	xx.xx	xx.xx	xx.xx
Listed Complementary Medicines	xx.xx	xx.xx	xx.xx	xx.xx	xx.xx	xx.xx	xx.xx
Natural Health Products	xx.xx	xx.xx	xx.xx	xx.xx	xx.xx	xx.xx	xx.xx
Registered Health Supplements	xx.xx	xx.xx	xx.xx	xx.xx	xx.xx	xx.xx	xx.xx
Total	**xx.xx**	**xx.xx**	**xx.xx**	**xx.xx**	**xx.xx**	**xx.xx**	**xx.xx**

17.6. Africa

Table 251. Africa Digestive Enzyme Supplements Market, by Country growth contribution, 2025-2032

Category	2025 value (USD Thousand)	2032 value (USD Thousand)	Added value (USD Thousand)	2025 share (%)	2032 share (%)	Change (pp)	Growth share (%)	CAGR (%)
Egypt	xx.xx	xx.xx	xx.xx	xx.xx	xx.xx	xx.xx	xx.xx	xx.xx
Kenya	xx.xx	xx.xx	xx.xx	xx.xx	xx.xx	xx.xx	xx.xx	xx.xx
Nigeria	xx.xx	xx.xx	xx.xx	xx.xx	xx.xx	xx.xx	xx.xx	xx.xx
South Africa	xx.xx	xx.xx	xx.xx	xx.xx	xx.xx	xx.xx	xx.xx	xx.xx
Unallocated / remaining scope	xx.xx	xx.xx	xx.xx	xx.xx	xx.xx	xx.xx	xx.xx	xx.xx
Scope total	**xx.xx**	**xx.xx**	**xx.xx**	**xx.xx**	**xx.xx**	**xx.xx**	**xx.xx**	**xx.xx**

Table 252. Africa Digestive Enzyme Supplements Market Size, by Region, 2017-2032 (USD Thousand)

Region	2023	2024	2025	2026	2027	2032	CAGR (%)
Egypt	xx.xx	xx.xx	xx.xx	xx.xx	xx.xx	xx.xx	xx.xx
Kenya	xx.xx	xx.xx	xx.xx	xx.xx	xx.xx	xx.xx	xx.xx
Nigeria	xx.xx	xx.xx	xx.xx	xx.xx	xx.xx	xx.xx	xx.xx
South Africa	xx.xx	xx.xx	xx.xx	xx.xx	xx.xx	xx.xx	xx.xx
Others	xx.xx	xx.xx	xx.xx	xx.xx	xx.xx	xx.xx	xx.xx
Total	**xx.xx**	**xx.xx**	**xx.xx**	**xx.xx**	**xx.xx**	**xx.xx**	**xx.xx**

Table 253. Africa Digestive Enzyme Supplements Market Size, by Enzyme Composition, 2017-2032 (USD Thousand)

Enzyme Composition	2023	2024	2025	2026	2027	2032	CAGR (%)
Multi-Enzyme Blends	xx.xx	xx.xx	xx.xx	xx.xx	xx.xx	xx.xx	xx.xx
Single-Enzyme Supplements	xx.xx	xx.xx	xx.xx	xx.xx	xx.xx	xx.xx	xx.xx
Total	**xx.xx**	**xx.xx**	**xx.xx**	**xx.xx**	**xx.xx**	**xx.xx**	**xx.xx**

Table 254. Africa Digestive Enzyme Supplements Market Size, by Complementary Ingredients, 2017-2032 (USD Thousand)

Complementary Ingredients	2023	2024	2025	2026	2027	2032	CAGR (%)
Enzyme-Only Supplements	xx.xx	xx.xx	xx.xx	xx.xx	xx.xx	xx.xx	xx.xx
Microbiome-Support Combinations	xx.xx	xx.xx	xx.xx	xx.xx	xx.xx	xx.xx	xx.xx
Non-Microbiome Co-Active Combinations	xx.xx	xx.xx	xx.xx	xx.xx	xx.xx	xx.xx	xx.xx
Total	**xx.xx**	**xx.xx**	**xx.xx**	**xx.xx**	**xx.xx**	**xx.xx**	**xx.xx**

Table 255. Africa Digestive Enzyme Supplements Market Size, by Release Design, 2017-2032 (USD Thousand)

Release Design	2023	2024	2025	2026	2027	2032	CAGR (%)
Conventional Release	xx.xx	xx.xx	xx.xx	xx.xx	xx.xx	xx.xx	xx.xx
Delayed Release	xx.xx	xx.xx	xx.xx	xx.xx	xx.xx	xx.xx	xx.xx
Extended Release	xx.xx	xx.xx	xx.xx	xx.xx	xx.xx	xx.xx	xx.xx
Mixed-Release Presentations	xx.xx	xx.xx	xx.xx	xx.xx	xx.xx	xx.xx	xx.xx
Total	**xx.xx**	**xx.xx**	**xx.xx**	**xx.xx**	**xx.xx**	**xx.xx**	**xx.xx**

Table 256. Africa Digestive Enzyme Supplements Market Size, by Digestive Use, 2017-2032 (USD Thousand)

Digestive Use	2023	2024	2025	2026	2027	2032	CAGR (%)
Carbohydrate Digestion	xx.xx	xx.xx	xx.xx	xx.xx	xx.xx	xx.xx	xx.xx
Cross-Nutrient Digestion	xx.xx	xx.xx	xx.xx	xx.xx	xx.xx	xx.xx	xx.xx
Fat Digestion	xx.xx	xx.xx	xx.xx	xx.xx	xx.xx	xx.xx	xx.xx
General Meal Digestion	xx.xx	xx.xx	xx.xx	xx.xx	xx.xx	xx.xx	xx.xx
Protein Digestion	xx.xx	xx.xx	xx.xx	xx.xx	xx.xx	xx.xx	xx.xx
Total	**xx.xx**	**xx.xx**	**xx.xx**	**xx.xx**	**xx.xx**	**xx.xx**	**xx.xx**

Table 257. Africa Digestive Enzyme Supplements Market Size, by Carbohydrate Digestion, 2017-2032 (USD Thousand)

Carbohydrate Digestion	2023	2024	2025	2026	2027	2032	CAGR (%)
Broad Carbohydrate Digestion	xx.xx	xx.xx	xx.xx	xx.xx	xx.xx	xx.xx	xx.xx
Fiber & Oligosaccharide Digestion	xx.xx	xx.xx	xx.xx	xx.xx	xx.xx	xx.xx	xx.xx
Fructose Digestion	xx.xx	xx.xx	xx.xx	xx.xx	xx.xx	xx.xx	xx.xx
Lactose Digestion	xx.xx	xx.xx	xx.xx	xx.xx	xx.xx	xx.xx	xx.xx
Sucrose & Starch Digestion	xx.xx	xx.xx	xx.xx	xx.xx	xx.xx	xx.xx	xx.xx
Total	**xx.xx**	**xx.xx**	**xx.xx**	**xx.xx**	**xx.xx**	**xx.xx**	**xx.xx**

Table 258. Africa Digestive Enzyme Supplements Market Size, by Protein Digestion, 2017-2032 (USD Thousand)

Protein Digestion	2023	2024	2025	2026	2027	2032	CAGR (%)
General Protein Digestion	xx.xx	xx.xx	xx.xx	xx.xx	xx.xx	xx.xx	xx.xx
Gluten & Casein Digestion	xx.xx	xx.xx	xx.xx	xx.xx	xx.xx	xx.xx	xx.xx
Total	**xx.xx**	**xx.xx**	**xx.xx**	**xx.xx**	**xx.xx**	**xx.xx**	**xx.xx**

Table 259. Africa Digestive Enzyme Supplements Market Size, by Consumer Age Group, 2017-2032 (USD Thousand)

Consumer Age Group	2023	2024	2025	2026	2027	2032	CAGR (%)
Adult-Only	xx.xx	xx.xx	xx.xx	xx.xx	xx.xx	xx.xx	xx.xx
Multi-Age	xx.xx	xx.xx	xx.xx	xx.xx	xx.xx	xx.xx	xx.xx
Pediatric-Only	xx.xx	xx.xx	xx.xx	xx.xx	xx.xx	xx.xx	xx.xx
Total	**xx.xx**	**xx.xx**	**xx.xx**	**xx.xx**	**xx.xx**	**xx.xx**	**xx.xx**

Table 260. Africa Digestive Enzyme Supplements Market Size, by Oral Dosage Form, 2017-2032 (USD Thousand)

Oral Dosage Form	2023	2024	2025	2026	2027	2032	CAGR (%)
Capsules	xx.xx	xx.xx	xx.xx	xx.xx	xx.xx	xx.xx	xx.xx
Gummies	xx.xx	xx.xx	xx.xx	xx.xx	xx.xx	xx.xx	xx.xx
Oral Liquids	xx.xx	xx.xx	xx.xx	xx.xx	xx.xx	xx.xx	xx.xx
Powders & Granules	xx.xx	xx.xx	xx.xx	xx.xx	xx.xx	xx.xx	xx.xx
Tablets & Lozenges	xx.xx	xx.xx	xx.xx	xx.xx	xx.xx	xx.xx	xx.xx
Total	**xx.xx**	**xx.xx**	**xx.xx**	**xx.xx**	**xx.xx**	**xx.xx**	**xx.xx**

Table 261. Africa Digestive Enzyme Supplements Market Size, by Tablets & Lozenges, 2017-2032 (USD Thousand)

Tablets & Lozenges	2023	2024	2025	2026	2027	2032	CAGR (%)
Chewable & Dissolving Tablets	xx.xx	xx.xx	xx.xx	xx.xx	xx.xx	xx.xx	xx.xx
Swallowed Tablets & Caplets	xx.xx	xx.xx	xx.xx	xx.xx	xx.xx	xx.xx	xx.xx
Total	**xx.xx**	**xx.xx**	**xx.xx**	**xx.xx**	**xx.xx**	**xx.xx**	**xx.xx**

Table 262. Africa Digestive Enzyme Supplements Market Size, by Seller Channel, 2017-2032 (USD Thousand)

Seller Channel	2023	2024	2025	2026	2027	2032	CAGR (%)
Brand-Direct Sellers	xx.xx	xx.xx	xx.xx	xx.xx	xx.xx	xx.xx	xx.xx
General Merchandise & Grocery Retailers	xx.xx	xx.xx	xx.xx	xx.xx	xx.xx	xx.xx	xx.xx
Healthcare Practitioners & Clinics	xx.xx	xx.xx	xx.xx	xx.xx	xx.xx	xx.xx	xx.xx
Independent Direct Sellers	xx.xx	xx.xx	xx.xx	xx.xx	xx.xx	xx.xx	xx.xx
Pharmacies & Drugstores	xx.xx	xx.xx	xx.xx	xx.xx	xx.xx	xx.xx	xx.xx
Specialty Health & Nutrition Retailers	xx.xx	xx.xx	xx.xx	xx.xx	xx.xx	xx.xx	xx.xx
Total	**xx.xx**	**xx.xx**	**xx.xx**	**xx.xx**	**xx.xx**	**xx.xx**	**xx.xx**

Table 263. Africa Digestive Enzyme Supplements Market Size, by Purchase Mode, 2017-2032 (USD Thousand)

Purchase Mode	2023	2024	2025	2026	2027	2032	CAGR (%)
Digital Ordering	xx.xx	xx.xx	xx.xx	xx.xx	xx.xx	xx.xx	xx.xx
In-Person Ordering	xx.xx	xx.xx	xx.xx	xx.xx	xx.xx	xx.xx	xx.xx
Mail & Fax Ordering	xx.xx	xx.xx	xx.xx	xx.xx	xx.xx	xx.xx	xx.xx
Telephone Ordering	xx.xx	xx.xx	xx.xx	xx.xx	xx.xx	xx.xx	xx.xx
Total	**xx.xx**	**xx.xx**	**xx.xx**	**xx.xx**	**xx.xx**	**xx.xx**	**xx.xx**

Table 264. Africa Digestive Enzyme Supplements Market Size, by Enzyme Source, 2017-2032 (USD Thousand)

Enzyme Source	2023	2024	2025	2026	2027	2032	CAGR (%)
Animal-Origin Enzymes	xx.xx	xx.xx	xx.xx	xx.xx	xx.xx	xx.xx	xx.xx
Microbial-Origin Enzymes	xx.xx	xx.xx	xx.xx	xx.xx	xx.xx	xx.xx	xx.xx
Mixed-Origin Enzymes	xx.xx	xx.xx	xx.xx	xx.xx	xx.xx	xx.xx	xx.xx
Plant-Origin Enzymes	xx.xx	xx.xx	xx.xx	xx.xx	xx.xx	xx.xx	xx.xx
Total	**xx.xx**	**xx.xx**	**xx.xx**	**xx.xx**	**xx.xx**	**xx.xx**	**xx.xx**

Table 265. Africa Digestive Enzyme Supplements Market Size, by Regulatory Product Class, 2017-2032 (USD Thousand)

Regulatory Product Class	2023	2024	2025	2026	2027	2032	CAGR (%)
Dietary & Food Supplements	xx.xx	xx.xx	xx.xx	xx.xx	xx.xx	xx.xx	xx.xx
Listed Complementary Medicines	xx.xx	xx.xx	xx.xx	xx.xx	xx.xx	xx.xx	xx.xx
Natural Health Products	xx.xx	xx.xx	xx.xx	xx.xx	xx.xx	xx.xx	xx.xx
Registered Health Supplements	xx.xx	xx.xx	xx.xx	xx.xx	xx.xx	xx.xx	xx.xx
Total	**xx.xx**	**xx.xx**	**xx.xx**	**xx.xx**	**xx.xx**	**xx.xx**	**xx.xx**

18. Digestive Enzyme Supplements Market, by Group

[redacted] A regional distributor is commercially useful only where its agreement identifies the eligible assortment, territory and responsible local entities. Separate country appointments preserve more control over those responsibilities but require additional coordination; a broad Americas appointment does not itself resolve them.

[redacted] An EMEA partner should demonstrate the relevant local capabilities rather than offer territorial reach alone. Country appointments or qualified subdistributors may be preferable where a single counterparty cannot substantiate those capabilities, although they increase the number of relationships to manage.

ASEAN has an evidenced supplement harmonization mechanism, but national entry differences remain commercially important. [redacted] Harmonization offers a basis for coordination; it should not be represented to buyers as a single ASEAN authorization or an unrestricted distribution entitlement.

[redacted] A GCC distributor should therefore identify which destination permissions and certifications it actually holds before a brand grants a wider territory. Common category documentation can support screening, but does not establish acceptance in every constituent jurisdiction or eliminate destination-specific origin requirements.

[redacted] Brands should qualify

both the responsible sponsor and destination-facing claims before extending an assortment across Australasia. Coordinating commercial relationships may be useful, but separate presentations and accountability can remain necessary.

Nordic distribution requires attention to local registration and import responsibility despite a shared regional commercial identity. Denmark requires supplement registration by an EU- or EEA-established company by the first day of marketing and distinguishes some parallel-import arrangements. [redacted]

[redacted] The alternative is more extensively localized promotion, which can address destination differences but increases governance work. A familiar enzyme category or an EU food classification alone does not establish permission for every product or claim.

BRICS portfolios require comparison by statutory class rather than by administrative terminology. [redacted] A wider country portfolio can broaden commercial relationships, but adds classification and accountability complexity; these constituent examples do not settle access in the other BRICS jurisdictions.

[redacted] A narrower common message reduces promotional flexibility; differentiated claims may provide a more locally relevant proposition but require separate support and governance. Group membership does not establish equivalent claim permissions throughout the G7.

NATO is a political and military alliance, not evidence of a digestive-enzyme purchasing program. The national supplement frameworks applicable to its constituents remain the relevant basis for civilian commercial access. [redacted]

RESEARCH SAMPLE REPORT

[redacted]

These groups are overlapping analytical lenses within the Global market. [redacted] Commercial decisions should be attached to the actual destination and transaction; group coverage must not be treated as additional, additive pools of activity.

Figure 39. Global Digestive Enzyme Supplements Market Size, by Group, 2025 vs 2026 vs 2032

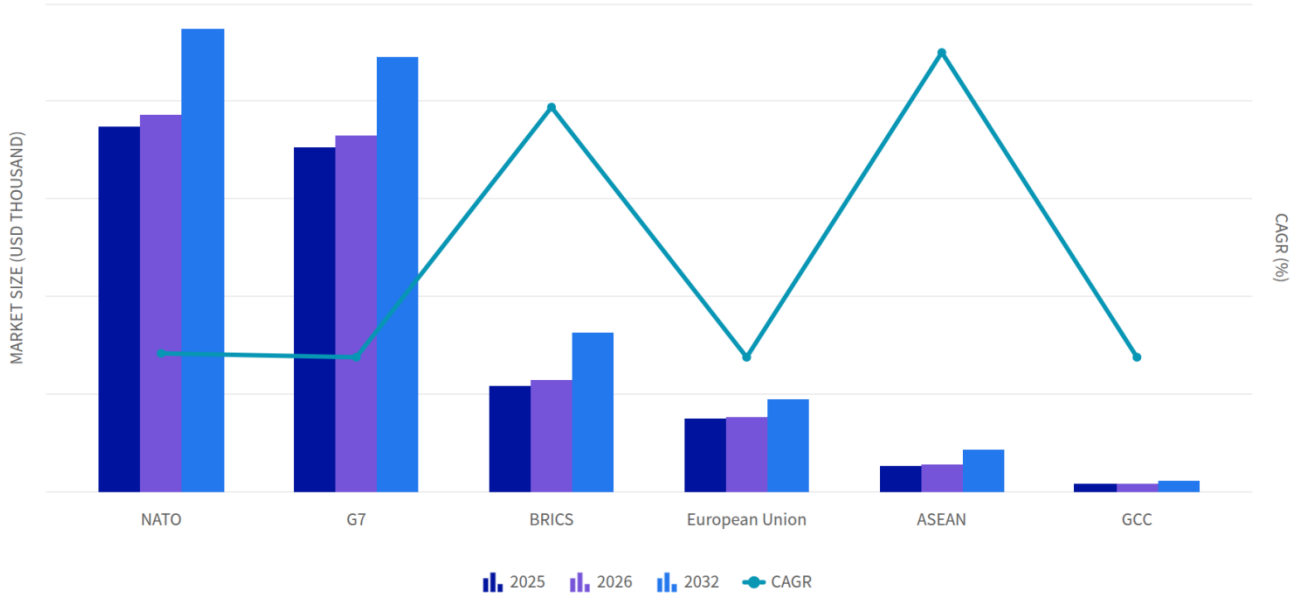

Table 266. Global Digestive Enzyme Supplements Market Size, by Group, 2017-2032 (USD Thousand)

Group	2023	2024	2025	2026	2027	2032	CAGR (%)
ASEAN	xx.xx	xx.xx	xx.xx	xx.xx	xx.xx	xx.xx	xx.xx
BRICS	xx.xx	xx.xx	xx.xx	xx.xx	xx.xx	xx.xx	xx.xx
European Union	xx.xx	xx.xx	xx.xx	xx.xx	xx.xx	xx.xx	xx.xx
G7	xx.xx	xx.xx	xx.xx	xx.xx	xx.xx	xx.xx	xx.xx
GCC	xx.xx	xx.xx	xx.xx	xx.xx	xx.xx	xx.xx	xx.xx
NATO	xx.xx	xx.xx	xx.xx	xx.xx	xx.xx	xx.xx	xx.xx

Sources & Evidence

1. Questions and Answers on Dietary Supplements
   - U.S. supplement responsibilities remain a national access checkpoint for Americas and NATO constituent comparisons.
2. Structure/Function Claims
   - FDA describes substantiation, notification and disclaimer requirements for supplement structure/function claims, supporting destination-specific G7 promotion rather than automatic claim transfer.

3. Information Kit - Regulation of Natural Health Products
   - Canadian licensing remains relevant to country-specific responsibility within Americas and NATO comparisons.
4. Food supplements
   - The EU food framework differs from other EMEA frameworks; national ingredient and notification provisions remain relevant within EU coordination.
5. Health Supplement Main Page
   - The Malaysian process establishes a national entry difference within ASEAN despite regional harmonization work.
6. Nutrition and Health Claims
   - The European Commission provides a register of permitted and authorized claims and explains shared EU use within applicable rules. This supports EU coordination and a contrast with U.S. claims governance in the G7 comparison.
7. Understanding listed and registered complementary medicine regulation
   - Australian listing and sponsor requirements provide the Australian premise for the Australasia comparison.
8. Perguntas Frequentes
   - Brazil's notification framework provides a country-specific access premise for Americas and a statutory-class contrast within BRICS.
9. Regulatory overview of health supplements
   - Singapore's ordinary supplement controls and voluntary notification differ from Malaysia's registration process.
10. Regulation of Dietary Supplements
    - New Zealand has no dietary-supplement pre-approval process, retains sponsor responsibility and does not permit a stated or implied therapeutic purpose for a dietary supplement.
11. Issuance of Marketing Authorization for a Healthcare Product
    - The UAE has company and product qualification requirements distinct from group-wide category alignment, supporting bounded EMEA and GCC access comparisons.
12. Complementary Medicines
    - South Africa's complementary-medicine framework provides a constituent contrast with EU food supplements in EMEA and Brazilian food-supplement notification in BRICS.
13. ASEAN Harmonisation of Traditional Medicines and Health Supplements
    - HSA describes ASEAN supplement harmonization work, including common requirements, reduction of trade barriers and exploration of possible mutual recognition arrangements.
14. Food supplement - GSO 2571:2021
    - The public GSO xx.xx:2021 scope includes enzymes in food supplements. Only the commercial category reference is used, not operational requirements.
15. Food supplements
    - Denmark requires supplement registration no later than the first day of marketing by an EU- or EEA-established company and identifies distinct treatment for some parallel-import arrangements.
16. Regler ved import av kosttilskudd
    - Norway's food authority emphasizes national supplement requirements and possible import restrictions depending on origin, supporting destination-specific Nordic checks.
17. What is NATO?
    - NATO describes its political and military purpose. That description does not establish a digestive-enzyme buyer or purchasing program; procurement verification is a bounded commercial inference.

18.1. NATO

Table 267. NATO Digestive Enzyme Supplements Market, by Country growth contribution, 2025-2032

Category	2025 value (USD Thousand)	2032 value (USD Thousand)	Added value (USD Thousand)	2025 share (%)	2032 share (%)	Change (pp)	Growth share (%)	CAGR (%)
Albania	xx.xx	xx.xx	xx.xx	xx.xx	xx.xx	xx.xx	xx.xx	xx.xx
Belgium	xx.xx	xx.xx	xx.xx	xx.xx	xx.xx	xx.xx	xx.xx	xx.xx
Bulgaria	xx.xx	xx.xx	xx.xx	xx.xx	xx.xx	xx.xx	xx.xx	xx.xx
Canada	xx.xx	xx.xx	xx.xx	xx.xx	xx.xx	xx.xx	xx.xx	xx.xx
Croatia	xx.xx	xx.xx	xx.xx	xx.xx	xx.xx	xx.xx	xx.xx	xx.xx
Czech Republic	xx.xx	xx.xx	xx.xx	xx.xx	xx.xx	xx.xx	xx.xx	xx.xx
Denmark	xx.xx	xx.xx	xx.xx	xx.xx	xx.xx	xx.xx	xx.xx	xx.xx
Estonia	xx.xx	xx.xx	xx.xx	xx.xx	xx.xx	xx.xx	xx.xx	xx.xx
Finland	xx.xx	xx.xx	xx.xx	xx.xx	xx.xx	xx.xx	xx.xx	xx.xx
France	xx.xx	xx.xx	xx.xx	xx.xx	xx.xx	xx.xx	xx.xx	xx.xx
Germany	xx.xx	xx.xx	xx.xx	xx.xx	xx.xx	xx.xx	xx.xx	xx.xx
Greece	xx.xx	xx.xx	xx.xx	xx.xx	xx.xx	xx.xx	xx.xx	xx.xx
Hungary	xx.xx	xx.xx	xx.xx	xx.xx	xx.xx	xx.xx	xx.xx	xx.xx
Iceland	xx.xx	xx.xx	xx.xx	xx.xx	xx.xx	xx.xx	xx.xx	xx.xx
Italy	xx.xx	xx.xx	xx.xx	xx.xx	xx.xx	xx.xx	xx.xx	xx.xx
Latvia	xx.xx	xx.xx	xx.xx	xx.xx	xx.xx	xx.xx	xx.xx	xx.xx
Lithuania	xx.xx	xx.xx	xx.xx	xx.xx	xx.xx	xx.xx	xx.xx	xx.xx
Luxembourg	xx.xx	xx.xx	xx.xx	xx.xx	xx.xx	xx.xx	xx.xx	xx.xx
Montenegro	xx.xx	xx.xx	xx.xx	xx.xx	xx.xx	xx.xx	xx.xx	xx.xx
Netherlands	xx.xx	xx.xx	xx.xx	xx.xx	xx.xx	xx.xx	xx.xx	xx.xx
North Macedonia	xx.xx	xx.xx	xx.xx	xx.xx	xx.xx	xx.xx	xx.xx	xx.xx
Norway	xx.xx	xx.xx	xx.xx	xx.xx	xx.xx	xx.xx	xx.xx	xx.xx
Poland	xx.xx	xx.xx	xx.xx	xx.xx	xx.xx	xx.xx	xx.xx	xx.xx
Portugal	xx.xx	xx.xx	xx.xx	xx.xx	xx.xx	xx.xx	xx.xx	xx.xx
Romania	xx.xx	xx.xx	xx.xx	xx.xx	xx.xx	xx.xx	xx.xx	xx.xx
Slovakia	xx.xx	xx.xx	xx.xx	xx.xx	xx.xx	xx.xx	xx.xx	xx.xx
Slovenia	xx.xx	xx.xx	xx.xx	xx.xx	xx.xx	xx.xx	xx.xx	xx.xx
Spain	xx.xx	xx.xx	xx.xx	xx.xx	xx.xx	xx.xx	xx.xx	xx.xx
Sweden	xx.xx	xx.xx	xx.xx	xx.xx	xx.xx	xx.xx	xx.xx	xx.xx

Table 267 - continued

Category	2025 value (USD Thousand)	2032 value (USD Thousand)	Added value (USD Thousand)	2025 share (%)	2032 share (%)	Change (pp)	Growth share (%)	CAGR (%)
Turkey	xx.xx	xx.xx	xx.xx	xx.xx	xx.xx	xx.xx	xx.xx	xx.xx
United Kingdom	xx.xx	xx.xx	xx.xx	xx.xx	xx.xx	xx.xx	xx.xx	xx.xx
United States	xx.xx	xx.xx	xx.xx	xx.xx	xx.xx	xx.xx	xx.xx	xx.xx
Scope total	**xx.xx**	**xx.xx**	**xx.xx**	**xx.xx**	**xx.xx**	**xx.xx**	**xx.xx**	**xx.xx**

Table 268. NATO Digestive Enzyme Supplements Market Size, by Group, 2017-2032 (USD Thousand)

Group	2023	2024	2025	2026	2027	2032	CAGR (%)
Albania	xx.xx	xx.xx	xx.xx	xx.xx	xx.xx	xx.xx	xx.xx
Belgium	xx.xx	xx.xx	xx.xx	xx.xx	xx.xx	xx.xx	xx.xx
Bulgaria	xx.xx	xx.xx	xx.xx	xx.xx	xx.xx	xx.xx	xx.xx
Canada	xx.xx	xx.xx	xx.xx	xx.xx	xx.xx	xx.xx	xx.xx
Croatia	xx.xx	xx.xx	xx.xx	xx.xx	xx.xx	xx.xx	xx.xx
Czech Republic	xx.xx	xx.xx	xx.xx	xx.xx	xx.xx	xx.xx	xx.xx
Denmark	xx.xx	xx.xx	xx.xx	xx.xx	xx.xx	xx.xx	xx.xx
Estonia	xx.xx	xx.xx	xx.xx	xx.xx	xx.xx	xx.xx	xx.xx
Finland	xx.xx	xx.xx	xx.xx	xx.xx	xx.xx	xx.xx	xx.xx
France	xx.xx	xx.xx	xx.xx	xx.xx	xx.xx	xx.xx	xx.xx
Germany	xx.xx	xx.xx	xx.xx	xx.xx	xx.xx	xx.xx	xx.xx
Greece	xx.xx	xx.xx	xx.xx	xx.xx	xx.xx	xx.xx	xx.xx
Hungary	xx.xx	xx.xx	xx.xx	xx.xx	xx.xx	xx.xx	xx.xx
Iceland	xx.xx	xx.xx	xx.xx	xx.xx	xx.xx	xx.xx	xx.xx
Italy	xx.xx	xx.xx	xx.xx	xx.xx	xx.xx	xx.xx	xx.xx
Latvia	xx.xx	xx.xx	xx.xx	xx.xx	xx.xx	xx.xx	xx.xx
Lithuania	xx.xx	xx.xx	xx.xx	xx.xx	xx.xx	xx.xx	xx.xx
Luxembourg	xx.xx	xx.xx	xx.xx	xx.xx	xx.xx	xx.xx	xx.xx
Montenegro	xx.xx	xx.xx	xx.xx	xx.xx	xx.xx	xx.xx	xx.xx
Netherlands	xx.xx	xx.xx	xx.xx	xx.xx	xx.xx	xx.xx	xx.xx
North Macedonia	xx.xx	xx.xx	xx.xx	xx.xx	xx.xx	xx.xx	xx.xx
Norway	xx.xx	xx.xx	xx.xx	xx.xx	xx.xx	xx.xx	xx.xx
Poland	xx.xx	xx.xx	xx.xx	xx.xx	xx.xx	xx.xx	xx.xx
Portugal	xx.xx	xx.xx	xx.xx	xx.xx	xx.xx	xx.xx	xx.xx
Romania	xx.xx	xx.xx	xx.xx	xx.xx	xx.xx	xx.xx	xx.xx
Slovakia	xx.xx	xx.xx	xx.xx	xx.xx	xx.xx	xx.xx	xx.xx
Slovenia	xx.xx	xx.xx	xx.xx	xx.xx	xx.xx	xx.xx	xx.xx
Spain	xx.xx	xx.xx	xx.xx	xx.xx	xx.xx	xx.xx	xx.xx
Sweden	xx.xx	xx.xx	xx.xx	xx.xx	xx.xx	xx.xx	xx.xx
Turkey	xx.xx	xx.xx	xx.xx	xx.xx	xx.xx	xx.xx	xx.xx
United Kingdom	xx.xx	xx.xx	xx.xx	xx.xx	xx.xx	xx.xx	xx.xx
United States	xx.xx	xx.xx	xx.xx	xx.xx	xx.xx	xx.xx	xx.xx

Table 269. NATO Digestive Enzyme Supplements Market Size, by Enzyme Composition, 2017-2032 (USD Thousand)

Enzyme Composition	2023	2024	2025	2026	2027	2032	CAGR (%)
Multi-Enzyme Blends	xx.xx	xx.xx	xx.xx	xx.xx	xx.xx	xx.xx	xx.xx
Single-Enzyme Supplements	xx.xx	xx.xx	xx.xx	xx.xx	xx.xx	xx.xx	xx.xx
Total	**xx.xx**	**xx.xx**	**xx.xx**	**xx.xx**	**xx.xx**	**xx.xx**	**xx.xx**

Table 270. NATO Digestive Enzyme Supplements Market Size, by Complementary Ingredients, 2017-2032 (USD Thousand)

Complementary Ingredients	2023	2024	2025	2026	2027	2032	CAGR (%)
Enzyme-Only Supplements	xx.xx	xx.xx	xx.xx	xx.xx	xx.xx	xx.xx	xx.xx
Microbiome-Support Combinations	xx.xx	xx.xx	xx.xx	xx.xx	xx.xx	xx.xx	xx.xx
Non-Microbiome Co-Active Combinations	xx.xx	xx.xx	xx.xx	xx.xx	xx.xx	xx.xx	xx.xx
Total	**xx.xx**	**xx.xx**	**xx.xx**	**xx.xx**	**xx.xx**	**xx.xx**	**xx.xx**

Table 271. NATO Digestive Enzyme Supplements Market Size, by Release Design, 2017-2032 (USD Thousand)

Release Design	2023	2024	2025	2026	2027	2032	CAGR (%)
Conventional Release	xx.xx	xx.xx	xx.xx	xx.xx	xx.xx	xx.xx	xx.xx
Delayed Release	xx.xx	xx.xx	xx.xx	xx.xx	xx.xx	xx.xx	xx.xx
Extended Release	xx.xx	xx.xx	xx.xx	xx.xx	xx.xx	xx.xx	xx.xx
Mixed-Release Presentations	xx.xx	xx.xx	xx.xx	xx.xx	xx.xx	xx.xx	xx.xx
Total	**xx.xx**	**xx.xx**	**xx.xx**	**xx.xx**	**xx.xx**	**xx.xx**	**xx.xx**

Table 272. NATO Digestive Enzyme Supplements Market Size, by Digestive Use, 2017-2032 (USD Thousand)

Digestive Use	2023	2024	2025	2026	2027	2032	CAGR (%)
Carbohydrate Digestion	xx.xx	xx.xx	xx.xx	xx.xx	xx.xx	xx.xx	xx.xx
Cross-Nutrient Digestion	xx.xx	xx.xx	xx.xx	xx.xx	xx.xx	xx.xx	xx.xx
Fat Digestion	xx.xx	xx.xx	xx.xx	xx.xx	xx.xx	xx.xx	xx.xx
General Meal Digestion	xx.xx	xx.xx	xx.xx	xx.xx	xx.xx	xx.xx	xx.xx
Protein Digestion	xx.xx	xx.xx	xx.xx	xx.xx	xx.xx	xx.xx	xx.xx
Total	**xx.xx**	**xx.xx**	**xx.xx**	**xx.xx**	**xx.xx**	**xx.xx**	**xx.xx**

Table 273. NATO Digestive Enzyme Supplements Market Size, by Carbohydrate Digestion, 2017-2032 (USD Thousand)

Carbohydrate Digestion	2023	2024	2025	2026	2027	2032	CAGR (%)
Broad Carbohydrate Digestion	xx.xx	xx.xx	xx.xx	xx.xx	xx.xx	xx.xx	xx.xx
Fiber & Oligosaccharide Digestion	xx.xx	xx.xx	xx.xx	xx.xx	xx.xx	xx.xx	xx.xx
Fructose Digestion	xx.xx	xx.xx	xx.xx	xx.xx	xx.xx	xx.xx	xx.xx
Lactose Digestion	xx.xx	xx.xx	xx.xx	xx.xx	xx.xx	xx.xx	xx.xx
Sucrose & Starch Digestion	xx.xx	xx.xx	xx.xx	xx.xx	xx.xx	xx.xx	xx.xx
Total	**xx.xx**	**xx.xx**	**xx.xx**	**xx.xx**	**xx.xx**	**xx.xx**	**xx.xx**

Table 274. NATO Digestive Enzyme Supplements Market Size, by Protein Digestion, 2017-2032 (USD Thousand)

Protein Digestion	2023	2024	2025	2026	2027	2032	CAGR (%)
General Protein Digestion	xx.xx	xx.xx	xx.xx	xx.xx	xx.xx	xx.xx	xx.xx
Gluten & Casein Digestion	xx.xx	xx.xx	xx.xx	xx.xx	xx.xx	xx.xx	xx.xx
Total	**xx.xx**	**xx.xx**	**xx.xx**	**xx.xx**	**xx.xx**	**xx.xx**	**xx.xx**

Table 275. NATO Digestive Enzyme Supplements Market Size, by Consumer Age Group, 2017-2032 (USD Thousand)

Consumer Age Group	2023	2024	2025	2026	2027	2032	CAGR (%)
Adult-Only	xx.xx	xx.xx	xx.xx	xx.xx	xx.xx	xx.xx	xx.xx
Multi-Age	xx.xx	xx.xx	xx.xx	xx.xx	xx.xx	xx.xx	xx.xx
Pediatric-Only	xx.xx	xx.xx	xx.xx	xx.xx	xx.xx	xx.xx	xx.xx
Total	**xx.xx**	**xx.xx**	**xx.xx**	**xx.xx**	**xx.xx**	**xx.xx**	**xx.xx**

Table 276. NATO Digestive Enzyme Supplements Market Size, by Oral Dosage Form, 2017-2032 (USD Thousand)

Oral Dosage Form	2023	2024	2025	2026	2027	2032	CAGR (%)
Capsules	xx.xx	xx.xx	xx.xx	xx.xx	xx.xx	xx.xx	xx.xx
Gummies	xx.xx	xx.xx	xx.xx	xx.xx	xx.xx	xx.xx	xx.xx
Oral Liquids	xx.xx	xx.xx	xx.xx	xx.xx	xx.xx	xx.xx	xx.xx
Powders & Granules	xx.xx	xx.xx	xx.xx	xx.xx	xx.xx	xx.xx	xx.xx
Tablets & Lozenges	xx.xx	xx.xx	xx.xx	xx.xx	xx.xx	xx.xx	xx.xx
Total	**xx.xx**	**xx.xx**	**xx.xx**	**xx.xx**	**xx.xx**	**xx.xx**	**xx.xx**

Table 277. NATO Digestive Enzyme Supplements Market Size, by Tablets & Lozenges, 2017-2032 (USD Thousand)

Tablets & Lozenges	2023	2024	2025	2026	2027	2032	CAGR (%)
Chewable & Dissolving Tablets	xx.xx	xx.xx	xx.xx	xx.xx	xx.xx	xx.xx	xx.xx
Swallowed Tablets & Caplets	xx.xx	xx.xx	xx.xx	xx.xx	xx.xx	xx.xx	xx.xx
Total	**xx.xx**	**xx.xx**	**xx.xx**	**xx.xx**	**xx.xx**	**xx.xx**	**xx.xx**

Table 278. NATO Digestive Enzyme Supplements Market Size, by Seller Channel, 2017-2032 (USD Thousand)

Seller Channel	2023	2024	2025	2026	2027	2032	CAGR (%)
Brand-Direct Sellers	xx.xx	xx.xx	xx.xx	xx.xx	xx.xx	xx.xx	xx.xx
General Merchandise & Grocery Retailers	xx.xx	xx.xx	xx.xx	xx.xx	xx.xx	xx.xx	xx.xx
Healthcare Practitioners & Clinics	xx.xx	xx.xx	xx.xx	xx.xx	xx.xx	xx.xx	xx.xx
Independent Direct Sellers	xx.xx	xx.xx	xx.xx	xx.xx	xx.xx	xx.xx	xx.xx
Pharmacies & Drugstores	xx.xx	xx.xx	xx.xx	xx.xx	xx.xx	xx.xx	xx.xx
Specialty Health & Nutrition Retailers	xx.xx	xx.xx	xx.xx	xx.xx	xx.xx	xx.xx	xx.xx
Total	**xx.xx**	**xx.xx**	**xx.xx**	**xx.xx**	**xx.xx**	**xx.xx**	**xx.xx**

Table 279. NATO Digestive Enzyme Supplements Market Size, by Purchase Mode, 2017-2032 (USD Thousand)

Purchase Mode	2023	2024	2025	2026	2027	2032	CAGR (%)
Digital Ordering	xx.xx	xx.xx	xx.xx	xx.xx	xx.xx	xx.xx	xx.xx
In-Person Ordering	xx.xx	xx.xx	xx.xx	xx.xx	xx.xx	xx.xx	xx.xx
Mail & Fax Ordering	xx.xx	xx.xx	xx.xx	xx.xx	xx.xx	xx.xx	xx.xx
Telephone Ordering	xx.xx	xx.xx	xx.xx	xx.xx	xx.xx	xx.xx	xx.xx
Total	**xx.xx**	**xx.xx**	**xx.xx**	**xx.xx**	**xx.xx**	**xx.xx**	**xx.xx**

Table 280. NATO Digestive Enzyme Supplements Market Size, by Enzyme Source, 2017-2032 (USD Thousand)

Enzyme Source	2023	2024	2025	2026	2027	2032	CAGR (%)
Animal-Origin Enzymes	xx.xx	xx.xx	xx.xx	xx.xx	xx.xx	xx.xx	xx.xx
Microbial-Origin Enzymes	xx.xx	xx.xx	xx.xx	xx.xx	xx.xx	xx.xx	xx.xx
Mixed-Origin Enzymes	xx.xx	xx.xx	xx.xx	xx.xx	xx.xx	xx.xx	xx.xx
Plant-Origin Enzymes	xx.xx	xx.xx	xx.xx	xx.xx	xx.xx	xx.xx	xx.xx
Total	**xx.xx**	**xx.xx**	**xx.xx**	**xx.xx**	**xx.xx**	**xx.xx**	**xx.xx**

Table 281. NATO Digestive Enzyme Supplements Market Size, by Regulatory Product Class, 2017-2032 (USD Thousand)

Regulatory Product Class	2023	2024	2025	2026	2027	2032	CAGR (%)
Dietary & Food Supplements	xx.xx	xx.xx	xx.xx	xx.xx	xx.xx	xx.xx	xx.xx
Listed Complementary Medicines	xx.xx	xx.xx	xx.xx	xx.xx	xx.xx	xx.xx	xx.xx
Natural Health Products	xx.xx	xx.xx	xx.xx	xx.xx	xx.xx	xx.xx	xx.xx
Registered Health Supplements	xx.xx	xx.xx	xx.xx	xx.xx	xx.xx	xx.xx	xx.xx
Total	**xx.xx**	**xx.xx**	**xx.xx**	**xx.xx**	**xx.xx**	**xx.xx**	**xx.xx**

18.2. G7

Table 282. G7 Digestive Enzyme Supplements Market, by Country growth contribution, 2025-2032

Category	2025 value (USD Thousand)	2032 value (USD Thousand)	Added value (USD Thousand)	2025 share (%)	2032 share (%)	Change (pp)	Growth share (%)	CAGR (%)
Canada	xx.xx	xx.xx	xx.xx	xx.xx	xx.xx	xx.xx	xx.xx	xx.xx
France	xx.xx	xx.xx	xx.xx	xx.xx	xx.xx	xx.xx	xx.xx	xx.xx
Germany	xx.xx	xx.xx	xx.xx	xx.xx	xx.xx	xx.xx	xx.xx	xx.xx
Italy	xx.xx	xx.xx	xx.xx	xx.xx	xx.xx	xx.xx	xx.xx	xx.xx
Japan	xx.xx	xx.xx	xx.xx	xx.xx	xx.xx	xx.xx	xx.xx	xx.xx
United Kingdom	xx.xx	xx.xx	xx.xx	xx.xx	xx.xx	xx.xx	xx.xx	xx.xx
United States	xx.xx	xx.xx	xx.xx	xx.xx	xx.xx	xx.xx	xx.xx	xx.xx
Scope total	**xx.xx**	**xx.xx**	**xx.xx**	**xx.xx**	**xx.xx**	**xx.xx**	**xx.xx**	**xx.xx**

Table 283. G7 Digestive Enzyme Supplements Market Size, by Group, 2017-2032 (USD Thousand)

Group	2023	2024	2025	2026	2027	2032	CAGR (%)
Canada	xx.xx	xx.xx	xx.xx	xx.xx	xx.xx	xx.xx	xx.xx
France	xx.xx	xx.xx	xx.xx	xx.xx	xx.xx	xx.xx	xx.xx
Germany	xx.xx	xx.xx	xx.xx	xx.xx	xx.xx	xx.xx	xx.xx
Italy	xx.xx	xx.xx	xx.xx	xx.xx	xx.xx	xx.xx	xx.xx
Japan	xx.xx	xx.xx	xx.xx	xx.xx	xx.xx	xx.xx	xx.xx
United Kingdom	xx.xx	xx.xx	xx.xx	xx.xx	xx.xx	xx.xx	xx.xx
United States	xx.xx	xx.xx	xx.xx	xx.xx	xx.xx	xx.xx	xx.xx

Table 284. G7 Digestive Enzyme Supplements Market Size, by Enzyme Composition, 2017-2032 (USD Thousand)

Enzyme Composition	2023	2024	2025	2026	2027	2032	CAGR (%)
Multi-Enzyme Blends	xx.xx	xx.xx	xx.xx	xx.xx	xx.xx	xx.xx	xx.xx
Single-Enzyme Supplements	xx.xx	xx.xx	xx.xx	xx.xx	xx.xx	xx.xx	xx.xx
Total	**xx.xx**	**xx.xx**	**xx.xx**	**xx.xx**	**xx.xx**	**xx.xx**	**xx.xx**

Table 285. G7 Digestive Enzyme Supplements Market Size, by Complementary Ingredients, 2017-2032 (USD Thousand)

Complementary Ingredients	2023	2024	2025	2026	2027	2032	CAGR (%)
Enzyme-Only Supplements	xx.xx	xx.xx	xx.xx	xx.xx	xx.xx	xx.xx	xx.xx
Microbiome-Support Combinations	xx.xx	xx.xx	xx.xx	xx.xx	xx.xx	xx.xx	xx.xx
Non-Microbiome Co-Active Combinations	xx.xx	xx.xx	xx.xx	xx.xx	xx.xx	xx.xx	xx.xx
Total	**xx.xx**	**xx.xx**	**xx.xx**	**xx.xx**	**xx.xx**	**xx.xx**	**xx.xx**

Table 286. G7 Digestive Enzyme Supplements Market Size, by Release Design, 2017-2032 (USD Thousand)

Release Design	2023	2024	2025	2026	2027	2032	CAGR (%)
Conventional Release	xx.xx	xx.xx	xx.xx	xx.xx	xx.xx	xx.xx	xx.xx
Delayed Release	xx.xx	xx.xx	xx.xx	xx.xx	xx.xx	xx.xx	xx.xx
Extended Release	xx.xx	xx.xx	xx.xx	xx.xx	xx.xx	xx.xx	xx.xx
Mixed-Release Presentations	xx.xx	xx.xx	xx.xx	xx.xx	xx.xx	xx.xx	xx.xx
Total	**xx.xx**	**xx.xx**	**xx.xx**	**xx.xx**	**xx.xx**	**xx.xx**	**xx.xx**

Table 287. G7 Digestive Enzyme Supplements Market Size, by Digestive Use, 2017-2032 (USD Thousand)

Digestive Use	2023	2024	2025	2026	2027	2032	CAGR (%)
Carbohydrate Digestion	xx.xx	xx.xx	xx.xx	xx.xx	xx.xx	xx.xx	xx.xx
Cross-Nutrient Digestion	xx.xx	xx.xx	xx.xx	xx.xx	xx.xx	xx.xx	xx.xx
Fat Digestion	xx.xx	xx.xx	xx.xx	xx.xx	xx.xx	xx.xx	xx.xx
General Meal Digestion	xx.xx	xx.xx	xx.xx	xx.xx	xx.xx	xx.xx	xx.xx
Protein Digestion	xx.xx	xx.xx	xx.xx	xx.xx	xx.xx	xx.xx	xx.xx
Total	**xx.xx**	**xx.xx**	**xx.xx**	**xx.xx**	**xx.xx**	**xx.xx**	**xx.xx**

Table 288. G7 Digestive Enzyme Supplements Market Size, by Carbohydrate Digestion, 2017-2032 (USD Thousand)

Carbohydrate Digestion	2023	2024	2025	2026	2027	2032	CAGR (%)
Broad Carbohydrate Digestion	xx.xx	xx.xx	xx.xx	xx.xx	xx.xx	xx.xx	xx.xx
Fiber & Oligosaccharide Digestion	xx.xx	xx.xx	xx.xx	xx.xx	xx.xx	xx.xx	xx.xx
Fructose Digestion	xx.xx	xx.xx	xx.xx	xx.xx	xx.xx	xx.xx	xx.xx
Lactose Digestion	xx.xx	xx.xx	xx.xx	xx.xx	xx.xx	xx.xx	xx.xx
Sucrose & Starch Digestion	xx.xx	xx.xx	xx.xx	xx.xx	xx.xx	xx.xx	xx.xx
Total	**xx.xx**	**xx.xx**	**xx.xx**	**xx.xx**	**xx.xx**	**xx.xx**	**xx.xx**

Table 289. G7 Digestive Enzyme Supplements Market Size, by Protein Digestion, 2017-2032 (USD Thousand)

Protein Digestion	2023	2024	2025	2026	2027	2032	CAGR (%)
General Protein Digestion	xx.xx	xx.xx	xx.xx	xx.xx	xx.xx	xx.xx	xx.xx
Gluten & Casein Digestion	xx.xx	xx.xx	xx.xx	xx.xx	xx.xx	xx.xx	xx.xx
Total	**xx.xx**	**xx.xx**	**xx.xx**	**xx.xx**	**xx.xx**	**xx.xx**	**xx.xx**

Table 290. G7 Digestive Enzyme Supplements Market Size, by Consumer Age Group, 2017-2032 (USD Thousand)

Consumer Age Group	2023	2024	2025	2026	2027	2032	CAGR (%)
Adult-Only	xx.xx	xx.xx	xx.xx	xx.xx	xx.xx	xx.xx	xx.xx
Multi-Age	xx.xx	xx.xx	xx.xx	xx.xx	xx.xx	xx.xx	xx.xx
Pediatric-Only	xx.xx	xx.xx	xx.xx	xx.xx	xx.xx	xx.xx	xx.xx
Total	**xx.xx**	**xx.xx**	**xx.xx**	**xx.xx**	**xx.xx**	**xx.xx**	**xx.xx**

Table 291. G7 Digestive Enzyme Supplements Market Size, by Oral Dosage Form, 2017-2032 (USD Thousand)

Oral Dosage Form	2023	2024	2025	2026	2027	2032	CAGR (%)
Capsules	xx.xx	xx.xx	xx.xx	xx.xx	xx.xx	xx.xx	xx.xx
Gummies	xx.xx	xx.xx	xx.xx	xx.xx	xx.xx	xx.xx	xx.xx
Oral Liquids	xx.xx	xx.xx	xx.xx	xx.xx	xx.xx	xx.xx	xx.xx
Powders & Granules	xx.xx	xx.xx	xx.xx	xx.xx	xx.xx	xx.xx	xx.xx
Tablets & Lozenges	xx.xx	xx.xx	xx.xx	xx.xx	xx.xx	xx.xx	xx.xx
Total	**xx.xx**	**xx.xx**	**xx.xx**	**xx.xx**	**xx.xx**	**xx.xx**	**xx.xx**

Table 292. G7 Digestive Enzyme Supplements Market Size, by Tablets & Lozenges, 2017-2032 (USD Thousand)

Tablets & Lozenges	2023	2024	2025	2026	2027	2032	CAGR (%)
Chewable & Dissolving Tablets	xx.xx	xx.xx	xx.xx	xx.xx	xx.xx	xx.xx	xx.xx
Swallowed Tablets & Caplets	xx.xx	xx.xx	xx.xx	xx.xx	xx.xx	xx.xx	xx.xx
Total	**xx.xx**	**xx.xx**	**xx.xx**	**xx.xx**	**xx.xx**	**xx.xx**	**xx.xx**

Table 293. G7 Digestive Enzyme Supplements Market Size, by Seller Channel, 2017-2032 (USD Thousand)

Seller Channel	2023	2024	2025	2026	2027	2032	CAGR (%)
Brand-Direct Sellers	xx.xx	xx.xx	xx.xx	xx.xx	xx.xx	xx.xx	xx.xx
General Merchandise & Grocery Retailers	xx.xx	xx.xx	xx.xx	xx.xx	xx.xx	xx.xx	xx.xx
Healthcare Practitioners & Clinics	xx.xx	xx.xx	xx.xx	xx.xx	xx.xx	xx.xx	xx.xx
Independent Direct Sellers	xx.xx	xx.xx	xx.xx	xx.xx	xx.xx	xx.xx	xx.xx
Pharmacies & Drugstores	xx.xx	xx.xx	xx.xx	xx.xx	xx.xx	xx.xx	xx.xx
Specialty Health & Nutrition Retailers	xx.xx	xx.xx	xx.xx	xx.xx	xx.xx	xx.xx	xx.xx
Total	**xx.xx**	**xx.xx**	**xx.xx**	**xx.xx**	**xx.xx**	**xx.xx**	**xx.xx**

Table 294. G7 Digestive Enzyme Supplements Market Size, by Purchase Mode, 2017-2032 (USD Thousand)

Purchase Mode	2023	2024	2025	2026	2027	2032	CAGR (%)
Digital Ordering	xx.xx	xx.xx	xx.xx	xx.xx	xx.xx	xx.xx	xx.xx
In-Person Ordering	xx.xx	xx.xx	xx.xx	xx.xx	xx.xx	xx.xx	xx.xx
Mail & Fax Ordering	xx.xx	xx.xx	xx.xx	xx.xx	xx.xx	xx.xx	xx.xx
Telephone Ordering	xx.xx	xx.xx	xx.xx	xx.xx	xx.xx	xx.xx	xx.xx
Total	**xx.xx**	**xx.xx**	**xx.xx**	**xx.xx**	**xx.xx**	**xx.xx**	**xx.xx**

Table 295. G7 Digestive Enzyme Supplements Market Size, by Enzyme Source, 2017-2032 (USD Thousand)

Enzyme Source	2023	2024	2025	2026	2027	2032	CAGR (%)
Animal-Origin Enzymes	xx.xx	xx.xx	xx.xx	xx.xx	xx.xx	xx.xx	xx.xx
Microbial-Origin Enzymes	xx.xx	xx.xx	xx.xx	xx.xx	xx.xx	xx.xx	xx.xx
Mixed-Origin Enzymes	xx.xx	xx.xx	xx.xx	xx.xx	xx.xx	xx.xx	xx.xx
Plant-Origin Enzymes	xx.xx	xx.xx	xx.xx	xx.xx	xx.xx	xx.xx	xx.xx
Total	**xx.xx**	**xx.xx**	**xx.xx**	**xx.xx**	**xx.xx**	**xx.xx**	**xx.xx**

Table 296. G7 Digestive Enzyme Supplements Market Size, by Regulatory Product Class, 2017-2032 (USD Thousand)

Regulatory Product Class	2023	2024	2025	2026	2027	2032	CAGR (%)
Dietary & Food Supplements	xx.xx	xx.xx	xx.xx	xx.xx	xx.xx	xx.xx	xx.xx
Listed Complementary Medicines	xx.xx	xx.xx	xx.xx	xx.xx	xx.xx	xx.xx	xx.xx
Natural Health Products	xx.xx	xx.xx	xx.xx	xx.xx	xx.xx	xx.xx	xx.xx
Registered Health Supplements	xx.xx	xx.xx	xx.xx	xx.xx	xx.xx	xx.xx	xx.xx
Total	**xx.xx**	**xx.xx**	**xx.xx**	**xx.xx**	**xx.xx**	**xx.xx**	**xx.xx**

18.3. BRICS

Table 297. BRICS Digestive Enzyme Supplements Market, by Country growth contribution, 2025-2032

Category	2025 value (USD Thousand)	2032 value (USD Thousand)	Added value (USD Thousand)	2025 share (%)	2032 share (%)	Change (pp)	Growth share (%)	CAGR (%)
Brazil	xx.xx	xx.xx	xx.xx	xx.xx	xx.xx	xx.xx	xx.xx	xx.xx
China	xx.xx	xx.xx	xx.xx	xx.xx	xx.xx	xx.xx	xx.xx	xx.xx
India	xx.xx	xx.xx	xx.xx	xx.xx	xx.xx	xx.xx	xx.xx	xx.xx
Russia	xx.xx	xx.xx	xx.xx	xx.xx	xx.xx	xx.xx	xx.xx	xx.xx
South Africa	xx.xx	xx.xx	xx.xx	xx.xx	xx.xx	xx.xx	xx.xx	xx.xx
Scope total	**xx.xx**	**xx.xx**	**xx.xx**	**xx.xx**	**xx.xx**	**xx.xx**	**xx.xx**	**xx.xx**

Table 298. BRICS Digestive Enzyme Supplements Market Size, by Group, 2017-2032 (USD Thousand)

Group	2023	2024	2025	2026	2027	2032	CAGR (%)
Brazil	xx.xx	xx.xx	xx.xx	xx.xx	xx.xx	xx.xx	xx.xx
China	xx.xx	xx.xx	xx.xx	xx.xx	xx.xx	xx.xx	xx.xx
India	xx.xx	xx.xx	xx.xx	xx.xx	xx.xx	xx.xx	xx.xx
Russia	xx.xx	xx.xx	xx.xx	xx.xx	xx.xx	xx.xx	xx.xx
South Africa	xx.xx	xx.xx	xx.xx	xx.xx	xx.xx	xx.xx	xx.xx

Table 299. BRICS Digestive Enzyme Supplements Market Size, by Enzyme Composition, 2017-2032 (USD Thousand)

Enzyme Composition	2023	2024	2025	2026	2027	2032	CAGR (%)
Multi-Enzyme Blends	xx.xx	xx.xx	xx.xx	xx.xx	xx.xx	xx.xx	xx.xx
Single-Enzyme Supplements	xx.xx	xx.xx	xx.xx	xx.xx	xx.xx	xx.xx	xx.xx
Total	**xx.xx**	**xx.xx**	**xx.xx**	**xx.xx**	**xx.xx**	**xx.xx**	**xx.xx**

Table 300. BRICS Digestive Enzyme Supplements Market Size, by Complementary Ingredients, 2017-2032 (USD Thousand)

Complementary Ingredients	2023	2024	2025	2026	2027	2032	CAGR (%)
Enzyme-Only Supplements	xx.xx	xx.xx	xx.xx	xx.xx	xx.xx	xx.xx	xx.xx
Microbiome-Support Combinations	xx.xx	xx.xx	xx.xx	xx.xx	xx.xx	xx.xx	xx.xx
Non-Microbiome Co-Active Combinations	xx.xx	xx.xx	xx.xx	xx.xx	xx.xx	xx.xx	xx.xx
Total	**xx.xx**	**xx.xx**	**xx.xx**	**xx.xx**	**xx.xx**	**xx.xx**	**xx.xx**

Table 301. BRICS Digestive Enzyme Supplements Market Size, by Release Design, 2017-2032 (USD Thousand)

Release Design	2023	2024	2025	2026	2027	2032	CAGR (%)
Conventional Release	xx.xx	xx.xx	xx.xx	xx.xx	xx.xx	xx.xx	xx.xx
Delayed Release	xx.xx	xx.xx	xx.xx	xx.xx	xx.xx	xx.xx	xx.xx
Extended Release	xx.xx	xx.xx	xx.xx	xx.xx	xx.xx	xx.xx	xx.xx
Mixed-Release Presentations	xx.xx	xx.xx	xx.xx	xx.xx	xx.xx	xx.xx	xx.xx
Total	**xx.xx**	**xx.xx**	**xx.xx**	**xx.xx**	**xx.xx**	**xx.xx**	**xx.xx**

Table 302. BRICS Digestive Enzyme Supplements Market Size, by Digestive Use, 2017-2032 (USD Thousand)

Digestive Use	2023	2024	2025	2026	2027	2032	CAGR (%)
Carbohydrate Digestion	xx.xx	xx.xx	xx.xx	xx.xx	xx.xx	xx.xx	xx.xx
Cross-Nutrient Digestion	xx.xx	xx.xx	xx.xx	xx.xx	xx.xx	xx.xx	xx.xx
Fat Digestion	xx.xx	xx.xx	xx.xx	xx.xx	xx.xx	xx.xx	xx.xx
General Meal Digestion	xx.xx	xx.xx	xx.xx	xx.xx	xx.xx	xx.xx	xx.xx
Protein Digestion	xx.xx	xx.xx	xx.xx	xx.xx	xx.xx	xx.xx	xx.xx
Total	**xx.xx**	**xx.xx**	**xx.xx**	**xx.xx**	**xx.xx**	**xx.xx**	**xx.xx**

Table 303. BRICS Digestive Enzyme Supplements Market Size, by Carbohydrate Digestion, 2017-2032 (USD Thousand)

Carbohydrate Digestion	2023	2024	2025	2026	2027	2032	CAGR (%)
Broad Carbohydrate Digestion	xx.xx	xx.xx	xx.xx	xx.xx	xx.xx	xx.xx	xx.xx
Fiber & Oligosaccharide Digestion	xx.xx	xx.xx	xx.xx	xx.xx	xx.xx	xx.xx	xx.xx
Fructose Digestion	xx.xx	xx.xx	xx.xx	xx.xx	xx.xx	xx.xx	xx.xx
Lactose Digestion	xx.xx	xx.xx	xx.xx	xx.xx	xx.xx	xx.xx	xx.xx
Sucrose & Starch Digestion	xx.xx	xx.xx	xx.xx	xx.xx	xx.xx	xx.xx	xx.xx
Total	**xx.xx**	**xx.xx**	**xx.xx**	**xx.xx**	**xx.xx**	**xx.xx**	**xx.xx**

Table 304. BRICS Digestive Enzyme Supplements Market Size, by Protein Digestion, 2017-2032 (USD Thousand)

Protein Digestion	2023	2024	2025	2026	2027	2032	CAGR (%)
General Protein Digestion	xx.xx	xx.xx	xx.xx	xx.xx	xx.xx	xx.xx	xx.xx
Gluten & Casein Digestion	xx.xx	xx.xx	xx.xx	xx.xx	xx.xx	xx.xx	xx.xx
Total	**xx.xx**	**xx.xx**	**xx.xx**	**xx.xx**	**xx.xx**	**xx.xx**	**xx.xx**

Table 305. BRICS Digestive Enzyme Supplements Market Size, by Consumer Age Group, 2017-2032 (USD Thousand)

Consumer Age Group	2023	2024	2025	2026	2027	2032	CAGR (%)
Adult-Only	xx.xx	xx.xx	xx.xx	xx.xx	xx.xx	xx.xx	xx.xx
Multi-Age	xx.xx	xx.xx	xx.xx	xx.xx	xx.xx	xx.xx	xx.xx
Pediatric-Only	xx.xx	xx.xx	xx.xx	xx.xx	xx.xx	xx.xx	xx.xx
Total	**xx.xx**	**xx.xx**	**xx.xx**	**xx.xx**	**xx.xx**	**xx.xx**	**xx.xx**

Table 306. BRICS Digestive Enzyme Supplements Market Size, by Oral Dosage Form, 2017-2032 (USD Thousand)

Oral Dosage Form	2023	2024	2025	2026	2027	2032	CAGR (%)
Capsules	xx.xx	xx.xx	xx.xx	xx.xx	xx.xx	xx.xx	xx.xx
Gummies	xx.xx	xx.xx	xx.xx	xx.xx	xx.xx	xx.xx	xx.xx
Oral Liquids	xx.xx	xx.xx	xx.xx	xx.xx	xx.xx	xx.xx	xx.xx
Powders & Granules	xx.xx	xx.xx	xx.xx	xx.xx	xx.xx	xx.xx	xx.xx
Tablets & Lozenges	xx.xx	xx.xx	xx.xx	xx.xx	xx.xx	xx.xx	xx.xx
Total	**xx.xx**	**xx.xx**	**xx.xx**	**xx.xx**	**xx.xx**	**xx.xx**	**xx.xx**

Table 307. BRICS Digestive Enzyme Supplements Market Size, by Tablets & Lozenges, 2017-2032 (USD Thousand)

Tablets & Lozenges	2023	2024	2025	2026	2027	2032	CAGR (%)
Chewable & Dissolving Tablets	xx.xx	xx.xx	xx.xx	xx.xx	xx.xx	xx.xx	xx.xx
Swallowed Tablets & Caplets	xx.xx	xx.xx	xx.xx	xx.xx	xx.xx	xx.xx	xx.xx
Total	**xx.xx**	**xx.xx**	**xx.xx**	**xx.xx**	**xx.xx**	**xx.xx**	**xx.xx**

Table 308. BRICS Digestive Enzyme Supplements Market Size, by Seller Channel, 2017-2032 (USD Thousand)

Seller Channel	2023	2024	2025	2026	2027	2032	CAGR (%)
Brand-Direct Sellers	xx.xx	xx.xx	xx.xx	xx.xx	xx.xx	xx.xx	xx.xx
General Merchandise & Grocery Retailers	xx.xx	xx.xx	xx.xx	xx.xx	xx.xx	xx.xx	xx.xx
Healthcare Practitioners & Clinics	xx.xx	xx.xx	xx.xx	xx.xx	xx.xx	xx.xx	xx.xx
Independent Direct Sellers	xx.xx	xx.xx	xx.xx	xx.xx	xx.xx	xx.xx	xx.xx
Pharmacies & Drugstores	xx.xx	xx.xx	xx.xx	xx.xx	xx.xx	xx.xx	xx.xx
Specialty Health & Nutrition Retailers	xx.xx	xx.xx	xx.xx	xx.xx	xx.xx	xx.xx	xx.xx
Total	**xx.xx**	**xx.xx**	**xx.xx**	**xx.xx**	**xx.xx**	**xx.xx**	**xx.xx**

Table 309. BRICS Digestive Enzyme Supplements Market Size, by Purchase Mode, 2017-2032 (USD Thousand)

Purchase Mode	2023	2024	2025	2026	2027	2032	CAGR (%)
Digital Ordering	xx.xx	xx.xx	xx.xx	xx.xx	xx.xx	xx.xx	xx.xx
In-Person Ordering	xx.xx	xx.xx	xx.xx	xx.xx	xx.xx	xx.xx	xx.xx
Mail & Fax Ordering	xx.xx	xx.xx	xx.xx	xx.xx	xx.xx	xx.xx	xx.xx
Telephone Ordering	xx.xx	xx.xx	xx.xx	xx.xx	xx.xx	xx.xx	xx.xx
Total	**xx.xx**	**xx.xx**	**xx.xx**	**xx.xx**	**xx.xx**	**xx.xx**	**xx.xx**

Table 310. BRICS Digestive Enzyme Supplements Market Size, by Enzyme Source, 2017-2032 (USD Thousand)

Enzyme Source	2023	2024	2025	2026	2027	2032	CAGR (%)
Animal-Origin Enzymes	xx.xx	xx.xx	xx.xx	xx.xx	xx.xx	xx.xx	xx.xx
Microbial-Origin Enzymes	xx.xx	xx.xx	xx.xx	xx.xx	xx.xx	xx.xx	xx.xx
Mixed-Origin Enzymes	xx.xx	xx.xx	xx.xx	xx.xx	xx.xx	xx.xx	xx.xx
Plant-Origin Enzymes	xx.xx	xx.xx	xx.xx	xx.xx	xx.xx	xx.xx	xx.xx
Total	**xx.xx**	**xx.xx**	**xx.xx**	**xx.xx**	**xx.xx**	**xx.xx**	**xx.xx**

Table 311. BRICS Digestive Enzyme Supplements Market Size, by Regulatory Product Class, 2017-2032 (USD Thousand)

Regulatory Product Class	2023	2024	2025	2026	2027	2032	CAGR (%)
Dietary & Food Supplements	xx.xx	xx.xx	xx.xx	xx.xx	xx.xx	xx.xx	xx.xx
Listed Complementary Medicines	xx.xx	xx.xx	xx.xx	xx.xx	xx.xx	xx.xx	xx.xx
Natural Health Products	xx.xx	xx.xx	xx.xx	xx.xx	xx.xx	xx.xx	xx.xx
Registered Health Supplements	xx.xx	xx.xx	xx.xx	xx.xx	xx.xx	xx.xx	xx.xx
Total	**xx.xx**	**xx.xx**	**xx.xx**	**xx.xx**	**xx.xx**	**xx.xx**	**xx.xx**

18.4. European Union

Table 312. European Union Digestive Enzyme Supplements Market, by Country growth contribution, 2025-2032

Category	2025 value (USD Thousand)	2032 value (USD Thousand)	Added value (USD Thousand)	2025 share (%)	2032 share (%)	Change (pp)	Growth share (%)	CAGR (%)
Austria	xx.xx	xx.xx	xx.xx	xx.xx	xx.xx	xx.xx	xx.xx	xx.xx
Belgium	xx.xx	xx.xx	xx.xx	xx.xx	xx.xx	xx.xx	xx.xx	xx.xx
Bulgaria	xx.xx	xx.xx	xx.xx	xx.xx	xx.xx	xx.xx	xx.xx	xx.xx
Croatia	xx.xx	xx.xx	xx.xx	xx.xx	xx.xx	xx.xx	xx.xx	xx.xx
Cyprus	xx.xx	xx.xx	xx.xx	xx.xx	xx.xx	xx.xx	xx.xx	xx.xx
Czech Republic	xx.xx	xx.xx	xx.xx	xx.xx	xx.xx	xx.xx	xx.xx	xx.xx
Denmark	xx.xx	xx.xx	xx.xx	xx.xx	xx.xx	xx.xx	xx.xx	xx.xx
Estonia	xx.xx	xx.xx	xx.xx	xx.xx	xx.xx	xx.xx	xx.xx	xx.xx
Finland	xx.xx	xx.xx	xx.xx	xx.xx	xx.xx	xx.xx	xx.xx	xx.xx
France	xx.xx	xx.xx	xx.xx	xx.xx	xx.xx	xx.xx	xx.xx	xx.xx
Germany	xx.xx	xx.xx	xx.xx	xx.xx	xx.xx	xx.xx	xx.xx	xx.xx
Greece	xx.xx	xx.xx	xx.xx	xx.xx	xx.xx	xx.xx	xx.xx	xx.xx
Hungary	xx.xx	xx.xx	xx.xx	xx.xx	xx.xx	xx.xx	xx.xx	xx.xx
Ireland	xx.xx	xx.xx	xx.xx	xx.xx	xx.xx	xx.xx	xx.xx	xx.xx
Italy	xx.xx	xx.xx	xx.xx	xx.xx	xx.xx	xx.xx	xx.xx	xx.xx
Latvia	xx.xx	xx.xx	xx.xx	xx.xx	xx.xx	xx.xx	xx.xx	xx.xx
Lithuania	xx.xx	xx.xx	xx.xx	xx.xx	xx.xx	xx.xx	xx.xx	xx.xx
Luxembourg	xx.xx	xx.xx	xx.xx	xx.xx	xx.xx	xx.xx	xx.xx	xx.xx
Malta	xx.xx	xx.xx	xx.xx	xx.xx	xx.xx	xx.xx	xx.xx	xx.xx
Netherlands	xx.xx	xx.xx	xx.xx	xx.xx	xx.xx	xx.xx	xx.xx	xx.xx
Poland	xx.xx	xx.xx	xx.xx	xx.xx	xx.xx	xx.xx	xx.xx	xx.xx
Portugal	xx.xx	xx.xx	xx.xx	xx.xx	xx.xx	xx.xx	xx.xx	xx.xx
Romania	xx.xx	xx.xx	xx.xx	xx.xx	xx.xx	xx.xx	xx.xx	xx.xx
Slovakia	xx.xx	xx.xx	xx.xx	xx.xx	xx.xx	xx.xx	xx.xx	xx.xx
Slovenia	xx.xx	xx.xx	xx.xx	xx.xx	xx.xx	xx.xx	xx.xx	xx.xx
Spain	xx.xx	xx.xx	xx.xx	xx.xx	xx.xx	xx.xx	xx.xx	xx.xx
Sweden	xx.xx	xx.xx	xx.xx	xx.xx	xx.xx	xx.xx	xx.xx	xx.xx
Scope total	**xx.xx**	**xx.xx**	**xx.xx**	**xx.xx**	**xx.xx**	**xx.xx**	**xx.xx**	**xx.xx**

Table 313. European Union Digestive Enzyme Supplements Market Size, by Group, 2017-2032 (USD Thousand)

Group	2023	2024	2025	2026	2027	2032	CAGR (%)
Austria	xx.xx	xx.xx	xx.xx	xx.xx	xx.xx	xx.xx	xx.xx
Belgium	xx.xx	xx.xx	xx.xx	xx.xx	xx.xx	xx.xx	xx.xx
Bulgaria	xx.xx	xx.xx	xx.xx	xx.xx	xx.xx	xx.xx	xx.xx
Croatia	xx.xx	xx.xx	xx.xx	xx.xx	xx.xx	xx.xx	xx.xx
Cyprus	xx.xx	xx.xx	xx.xx	xx.xx	xx.xx	xx.xx	xx.xx
Czech Republic	xx.xx	xx.xx	xx.xx	xx.xx	xx.xx	xx.xx	xx.xx
Denmark	xx.xx	xx.xx	xx.xx	xx.xx	xx.xx	xx.xx	xx.xx
Estonia	xx.xx	xx.xx	xx.xx	xx.xx	xx.xx	xx.xx	xx.xx
Finland	xx.xx	xx.xx	xx.xx	xx.xx	xx.xx	xx.xx	xx.xx
France	xx.xx	xx.xx	xx.xx	xx.xx	xx.xx	xx.xx	xx.xx
Germany	xx.xx	xx.xx	xx.xx	xx.xx	xx.xx	xx.xx	xx.xx
Greece	xx.xx	xx.xx	xx.xx	xx.xx	xx.xx	xx.xx	xx.xx
Hungary	xx.xx	xx.xx	xx.xx	xx.xx	xx.xx	xx.xx	xx.xx
Ireland	xx.xx	xx.xx	xx.xx	xx.xx	xx.xx	xx.xx	xx.xx
Italy	xx.xx	xx.xx	xx.xx	xx.xx	xx.xx	xx.xx	xx.xx
Latvia	xx.xx	xx.xx	xx.xx	xx.xx	xx.xx	xx.xx	xx.xx
Lithuania	xx.xx	xx.xx	xx.xx	xx.xx	xx.xx	xx.xx	xx.xx
Luxembourg	xx.xx	xx.xx	xx.xx	xx.xx	xx.xx	xx.xx	xx.xx
Malta	xx.xx	xx.xx	xx.xx	xx.xx	xx.xx	xx.xx	xx.xx
Netherlands	xx.xx	xx.xx	xx.xx	xx.xx	xx.xx	xx.xx	xx.xx
Poland	xx.xx	xx.xx	xx.xx	xx.xx	xx.xx	xx.xx	xx.xx
Portugal	xx.xx	xx.xx	xx.xx	xx.xx	xx.xx	xx.xx	xx.xx
Romania	xx.xx	xx.xx	xx.xx	xx.xx	xx.xx	xx.xx	xx.xx
Slovakia	xx.xx	xx.xx	xx.xx	xx.xx	xx.xx	xx.xx	xx.xx
Slovenia	xx.xx	xx.xx	xx.xx	xx.xx	xx.xx	xx.xx	xx.xx
Spain	xx.xx	xx.xx	xx.xx	xx.xx	xx.xx	xx.xx	xx.xx
Sweden	xx.xx	xx.xx	xx.xx	xx.xx	xx.xx	xx.xx	xx.xx

Table 314. European Union Digestive Enzyme Supplements Market Size, by Enzyme Composition, 2017-2032 (USD Thousand)

Enzyme Composition	2023	2024	2025	2026	2027	2032	CAGR (%)
Multi-Enzyme Blends	xx.xx	xx.xx	xx.xx	xx.xx	xx.xx	xx.xx	xx.xx
Single-Enzyme Supplements	xx.xx	xx.xx	xx.xx	xx.xx	xx.xx	xx.xx	xx.xx
Total	**xx.xx**	**xx.xx**	**xx.xx**	**xx.xx**	**xx.xx**	**xx.xx**	**xx.xx**

Table 315. European Union Digestive Enzyme Supplements Market Size, by Complementary Ingredients, 2017-2032 (USD Thousand)

Complementary Ingredients	2023	2024	2025	2026	2027	2032	CAGR (%)
Enzyme-Only Supplements	xx.xx	xx.xx	xx.xx	xx.xx	xx.xx	xx.xx	xx.xx
Microbiome-Support Combinations	xx.xx	xx.xx	xx.xx	xx.xx	xx.xx	xx.xx	xx.xx
Non-Microbiome Co-Active Combinations	xx.xx	xx.xx	xx.xx	xx.xx	xx.xx	xx.xx	xx.xx
Total	**xx.xx**	**xx.xx**	**xx.xx**	**xx.xx**	**xx.xx**	**xx.xx**	**xx.xx**

Table 316. European Union Digestive Enzyme Supplements Market Size, by Release Design, 2017-2032 (USD Thousand)

Release Design	2023	2024	2025	2026	2027	2032	CAGR (%)
Conventional Release	xx.xx	xx.xx	xx.xx	xx.xx	xx.xx	xx.xx	xx.xx
Delayed Release	xx.xx	xx.xx	xx.xx	xx.xx	xx.xx	xx.xx	xx.xx
Extended Release	xx.xx	xx.xx	xx.xx	xx.xx	xx.xx	xx.xx	xx.xx
Mixed-Release Presentations	xx.xx	xx.xx	xx.xx	xx.xx	xx.xx	xx.xx	xx.xx
Total	**xx.xx**	**xx.xx**	**xx.xx**	**xx.xx**	**xx.xx**	**xx.xx**	**xx.xx**

Table 317. European Union Digestive Enzyme Supplements Market Size, by Digestive Use, 2017-2032 (USD Thousand)

Digestive Use	2023	2024	2025	2026	2027	2032	CAGR (%)
Carbohydrate Digestion	xx.xx	xx.xx	xx.xx	xx.xx	xx.xx	xx.xx	xx.xx
Cross-Nutrient Digestion	xx.xx	xx.xx	xx.xx	xx.xx	xx.xx	xx.xx	xx.xx
Fat Digestion	xx.xx	xx.xx	xx.xx	xx.xx	xx.xx	xx.xx	xx.xx
General Meal Digestion	xx.xx	xx.xx	xx.xx	xx.xx	xx.xx	xx.xx	xx.xx
Protein Digestion	xx.xx	xx.xx	xx.xx	xx.xx	xx.xx	xx.xx	xx.xx
Total	**xx.xx**	**xx.xx**	**xx.xx**	**xx.xx**	**xx.xx**	**xx.xx**	**xx.xx**

Table 318. European Union Digestive Enzyme Supplements Market Size, by Carbohydrate Digestion, 2017-2032 (USD Thousand)

Carbohydrate Digestion	2023	2024	2025	2026	2027	2032	CAGR (%)
Broad Carbohydrate Digestion	xx.xx	xx.xx	xx.xx	xx.xx	xx.xx	xx.xx	xx.xx
Fiber & Oligosaccharide Digestion	xx.xx	xx.xx	xx.xx	xx.xx	xx.xx	xx.xx	xx.xx
Fructose Digestion	xx.xx	xx.xx	xx.xx	xx.xx	xx.xx	xx.xx	xx.xx
Lactose Digestion	xx.xx	xx.xx	xx.xx	xx.xx	xx.xx	xx.xx	xx.xx
Sucrose & Starch Digestion	xx.xx	xx.xx	xx.xx	xx.xx	xx.xx	xx.xx	xx.xx
Total	**xx.xx**	**xx.xx**	**xx.xx**	**xx.xx**	**xx.xx**	**xx.xx**	**xx.xx**

Table 319. European Union Digestive Enzyme Supplements Market Size, by Protein Digestion, 2017-2032 (USD Thousand)

Protein Digestion	2023	2024	2025	2026	2027	2032	CAGR (%)
General Protein Digestion	xx.xx	xx.xx	xx.xx	xx.xx	xx.xx	xx.xx	xx.xx
Gluten & Casein Digestion	xx.xx	xx.xx	xx.xx	xx.xx	xx.xx	xx.xx	xx.xx
Total	**xx.xx**	**xx.xx**	**xx.xx**	**xx.xx**	**xx.xx**	**xx.xx**	**xx.xx**

Table 320. European Union Digestive Enzyme Supplements Market Size, by Consumer Age Group, 2017-2032 (USD Thousand)

Consumer Age Group	2023	2024	2025	2026	2027	2032	CAGR (%)
Adult-Only	xx.xx	xx.xx	xx.xx	xx.xx	xx.xx	xx.xx	xx.xx
Multi-Age	xx.xx	xx.xx	xx.xx	xx.xx	xx.xx	xx.xx	xx.xx
Pediatric-Only	xx.xx	xx.xx	xx.xx	xx.xx	xx.xx	xx.xx	xx.xx
Total	**xx.xx**	**xx.xx**	**xx.xx**	**xx.xx**	**xx.xx**	**xx.xx**	**xx.xx**

Table 321. European Union Digestive Enzyme Supplements Market Size, by Oral Dosage Form, 2017-2032 (USD Thousand)

Oral Dosage Form	2023	2024	2025	2026	2027	2032	CAGR (%)
Capsules	xx.xx	xx.xx	xx.xx	xx.xx	xx.xx	xx.xx	xx.xx
Gummies	xx.xx	xx.xx	xx.xx	xx.xx	xx.xx	xx.xx	xx.xx
Oral Liquids	xx.xx	xx.xx	xx.xx	xx.xx	xx.xx	xx.xx	xx.xx
Powders & Granules	xx.xx	xx.xx	xx.xx	xx.xx	xx.xx	xx.xx	xx.xx
Tablets & Lozenges	xx.xx	xx.xx	xx.xx	xx.xx	xx.xx	xx.xx	xx.xx
Total	**xx.xx**	**xx.xx**	**xx.xx**	**xx.xx**	**xx.xx**	**xx.xx**	**xx.xx**

Table 322. European Union Digestive Enzyme Supplements Market Size, by Tablets & Lozenges, 2017-2032 (USD Thousand)

Tablets & Lozenges	2023	2024	2025	2026	2027	2032	CAGR (%)
Chewable & Dissolving Tablets	xx.xx	xx.xx	xx.xx	xx.xx	xx.xx	xx.xx	xx.xx
Swallowed Tablets & Caplets	xx.xx	xx.xx	xx.xx	xx.xx	xx.xx	xx.xx	xx.xx
Total	**xx.xx**	**xx.xx**	**xx.xx**	**xx.xx**	**xx.xx**	**xx.xx**	**xx.xx**

Table 323. European Union Digestive Enzyme Supplements Market Size, by Seller Channel, 2017-2032 (USD Thousand)

Seller Channel	2023	2024	2025	2026	2027	2032	CAGR (%)
Brand-Direct Sellers	xx.xx	xx.xx	xx.xx	xx.xx	xx.xx	xx.xx	xx.xx
General Merchandise & Grocery Retailers	xx.xx	xx.xx	xx.xx	xx.xx	xx.xx	xx.xx	xx.xx
Healthcare Practitioners & Clinics	xx.xx	xx.xx	xx.xx	xx.xx	xx.xx	xx.xx	xx.xx
Independent Direct Sellers	xx.xx	xx.xx	xx.xx	xx.xx	xx.xx	xx.xx	xx.xx
Pharmacies & Drugstores	xx.xx	xx.xx	xx.xx	xx.xx	xx.xx	xx.xx	xx.xx
Specialty Health & Nutrition Retailers	xx.xx	xx.xx	xx.xx	xx.xx	xx.xx	xx.xx	xx.xx
Total	**xx.xx**	**xx.xx**	**xx.xx**	**xx.xx**	**xx.xx**	**xx.xx**	**xx.xx**

Table 324. European Union Digestive Enzyme Supplements Market Size, by Purchase Mode, 2017-2032 (USD Thousand)

Purchase Mode	2023	2024	2025	2026	2027	2032	CAGR (%)
Digital Ordering	xx.xx	xx.xx	xx.xx	xx.xx	xx.xx	xx.xx	xx.xx
In-Person Ordering	xx.xx	xx.xx	xx.xx	xx.xx	xx.xx	xx.xx	xx.xx
Mail & Fax Ordering	xx.xx	xx.xx	xx.xx	xx.xx	xx.xx	xx.xx	xx.xx
Telephone Ordering	xx.xx	xx.xx	xx.xx	xx.xx	xx.xx	xx.xx	xx.xx
Total	**xx.xx**	**xx.xx**	**xx.xx**	**xx.xx**	**xx.xx**	**xx.xx**	**xx.xx**

Table 325. European Union Digestive Enzyme Supplements Market Size, by Enzyme Source, 2017-2032 (USD Thousand)

Enzyme Source	2023	2024	2025	2026	2027	2032	CAGR (%)
Animal-Origin Enzymes	xx.xx	xx.xx	xx.xx	xx.xx	xx.xx	xx.xx	xx.xx
Microbial-Origin Enzymes	xx.xx	xx.xx	xx.xx	xx.xx	xx.xx	xx.xx	xx.xx
Mixed-Origin Enzymes	xx.xx	xx.xx	xx.xx	xx.xx	xx.xx	xx.xx	xx.xx
Plant-Origin Enzymes	xx.xx	xx.xx	xx.xx	xx.xx	xx.xx	xx.xx	xx.xx
Total	**xx.xx**	**xx.xx**	**xx.xx**	**xx.xx**	**xx.xx**	**xx.xx**	**xx.xx**

Table 326. European Union Digestive Enzyme Supplements Market Size, by Regulatory Product Class, 2017-2032 (USD Thousand)

Regulatory Product Class	2023	2024	2025	2026	2027	2032	CAGR (%)
Dietary & Food Supplements	xx.xx	xx.xx	xx.xx	xx.xx	xx.xx	xx.xx	xx.xx
Listed Complementary Medicines	xx.xx	xx.xx	xx.xx	xx.xx	xx.xx	xx.xx	xx.xx
Natural Health Products	xx.xx	xx.xx	xx.xx	xx.xx	xx.xx	xx.xx	xx.xx
Registered Health Supplements	xx.xx	xx.xx	xx.xx	xx.xx	xx.xx	xx.xx	xx.xx
Total	**xx.xx**	**xx.xx**	**xx.xx**	**xx.xx**	**xx.xx**	**xx.xx**	**xx.xx**

18.5. ASEAN

Table 327. ASEAN Digestive Enzyme Supplements Market, by Country growth contribution, 2025-2032

Category	2025 value (USD Thousand)	2032 value (USD Thousand)	Added value (USD Thousand)	2025 share (%)	2032 share (%)	Change (pp)	Growth share (%)	CAGR (%)
Brunei	xx.xx	xx.xx	xx.xx	xx.xx	xx.xx	xx.xx	xx.xx	xx.xx
Cambodia	xx.xx	xx.xx	xx.xx	xx.xx	xx.xx	xx.xx	xx.xx	xx.xx
Indonesia	xx.xx	xx.xx	xx.xx	xx.xx	xx.xx	xx.xx	xx.xx	xx.xx
Lao People's Democratic Republic	xx.xx	xx.xx	xx.xx	xx.xx	xx.xx	xx.xx	xx.xx	xx.xx
Malaysia	xx.xx	xx.xx	xx.xx	xx.xx	xx.xx	xx.xx	xx.xx	xx.xx
Myanmar	xx.xx	xx.xx	xx.xx	xx.xx	xx.xx	xx.xx	xx.xx	xx.xx
Philippines	xx.xx	xx.xx	xx.xx	xx.xx	xx.xx	xx.xx	xx.xx	xx.xx
Singapore	xx.xx	xx.xx	xx.xx	xx.xx	xx.xx	xx.xx	xx.xx	xx.xx
Thailand	xx.xx	xx.xx	xx.xx	xx.xx	xx.xx	xx.xx	xx.xx	xx.xx
Vietnam	xx.xx	xx.xx	xx.xx	xx.xx	xx.xx	xx.xx	xx.xx	xx.xx
Scope total	**xx.xx**	**xx.xx**	**xx.xx**	**xx.xx**	**xx.xx**	**xx.xx**	**xx.xx**	**xx.xx**

Table 328. ASEAN Digestive Enzyme Supplements Market Size, by Group, 2017-2032 (USD Thousand)

Group	2023	2024	2025	2026	2027	2032	CAGR (%)
Brunei	xx.xx	xx.xx	xx.xx	xx.xx	xx.xx	xx.xx	xx.xx
Cambodia	xx.xx	xx.xx	xx.xx	xx.xx	xx.xx	xx.xx	xx.xx
Indonesia	xx.xx	xx.xx	xx.xx	xx.xx	xx.xx	xx.xx	xx.xx
Lao People's Democratic Republic	xx.xx	xx.xx	xx.xx	xx.xx	xx.xx	xx.xx	xx.xx
Malaysia	xx.xx	xx.xx	xx.xx	xx.xx	xx.xx	xx.xx	xx.xx
Myanmar	xx.xx	xx.xx	xx.xx	xx.xx	xx.xx	xx.xx	xx.xx
Philippines	xx.xx	xx.xx	xx.xx	xx.xx	xx.xx	xx.xx	xx.xx
Singapore	xx.xx	xx.xx	xx.xx	xx.xx	xx.xx	xx.xx	xx.xx
Thailand	xx.xx	xx.xx	xx.xx	xx.xx	xx.xx	xx.xx	xx.xx
Vietnam	xx.xx	xx.xx	xx.xx	xx.xx	xx.xx	xx.xx	xx.xx

Table 329. ASEAN Digestive Enzyme Supplements Market Size, by Enzyme Composition, 2017-2032 (USD Thousand)

Enzyme Composition	2023	2024	2025	2026	2027	2032	CAGR (%)
Multi-Enzyme Blends	xx.xx	xx.xx	xx.xx	xx.xx	xx.xx	xx.xx	xx.xx
Single-Enzyme Supplements	xx.xx	xx.xx	xx.xx	xx.xx	xx.xx	xx.xx	xx.xx
Total	**xx.xx**	**xx.xx**	**xx.xx**	**xx.xx**	**xx.xx**	**xx.xx**	**xx.xx**

Table 330. ASEAN Digestive Enzyme Supplements Market Size, by Complementary Ingredients, 2017-2032 (USD Thousand)

Complementary Ingredients	2023	2024	2025	2026	2027	2032	CAGR (%)
Enzyme-Only Supplements	xx.xx	xx.xx	xx.xx	xx.xx	xx.xx	xx.xx	xx.xx
Microbiome-Support Combinations	xx.xx	xx.xx	xx.xx	xx.xx	xx.xx	xx.xx	xx.xx
Non-Microbiome Co-Active Combinations	xx.xx	xx.xx	xx.xx	xx.xx	xx.xx	xx.xx	xx.xx
Total	**xx.xx**	**xx.xx**	**xx.xx**	**xx.xx**	**xx.xx**	**xx.xx**	**xx.xx**

Table 331. ASEAN Digestive Enzyme Supplements Market Size, by Release Design, 2017-2032 (USD Thousand)

Release Design	2023	2024	2025	2026	2027	2032	CAGR (%)
Conventional Release	xx.xx	xx.xx	xx.xx	xx.xx	xx.xx	xx.xx	xx.xx
Delayed Release	xx.xx	xx.xx	xx.xx	xx.xx	xx.xx	xx.xx	xx.xx
Extended Release	xx.xx	xx.xx	xx.xx	xx.xx	xx.xx	xx.xx	xx.xx
Mixed-Release Presentations	xx.xx	xx.xx	xx.xx	xx.xx	xx.xx	xx.xx	xx.xx
Total	**xx.xx**	**xx.xx**	**xx.xx**	**xx.xx**	**xx.xx**	**xx.xx**	**xx.xx**

Table 332. ASEAN Digestive Enzyme Supplements Market Size, by Digestive Use, 2017-2032 (USD Thousand)

Digestive Use	2023	2024	2025	2026	2027	2032	CAGR (%)
Carbohydrate Digestion	xx.xx	xx.xx	xx.xx	xx.xx	xx.xx	xx.xx	xx.xx
Cross-Nutrient Digestion	xx.xx	xx.xx	xx.xx	xx.xx	xx.xx	xx.xx	xx.xx
Fat Digestion	xx.xx	xx.xx	xx.xx	xx.xx	xx.xx	xx.xx	xx.xx
General Meal Digestion	xx.xx	xx.xx	xx.xx	xx.xx	xx.xx	xx.xx	xx.xx
Protein Digestion	xx.xx	xx.xx	xx.xx	xx.xx	xx.xx	xx.xx	xx.xx
Total	**xx.xx**	**xx.xx**	**xx.xx**	**xx.xx**	**xx.xx**	**xx.xx**	**xx.xx**

Table 333. ASEAN Digestive Enzyme Supplements Market Size, by Carbohydrate Digestion, 2017-2032 (USD Thousand)

Carbohydrate Digestion	2023	2024	2025	2026	2027	2032	CAGR (%)
Broad Carbohydrate Digestion	xx.xx	xx.xx	xx.xx	xx.xx	xx.xx	xx.xx	xx.xx
Fiber & Oligosaccharide Digestion	xx.xx	xx.xx	xx.xx	xx.xx	xx.xx	xx.xx	xx.xx
Fructose Digestion	xx.xx	xx.xx	xx.xx	xx.xx	xx.xx	xx.xx	xx.xx
Lactose Digestion	xx.xx	xx.xx	xx.xx	xx.xx	xx.xx	xx.xx	xx.xx
Sucrose & Starch Digestion	xx.xx	xx.xx	xx.xx	xx.xx	xx.xx	xx.xx	xx.xx
Total	**xx.xx**	**xx.xx**	**xx.xx**	**xx.xx**	**xx.xx**	**xx.xx**	**xx.xx**

Table 334. ASEAN Digestive Enzyme Supplements Market Size, by Protein Digestion, 2017-2032 (USD Thousand)

Protein Digestion	2023	2024	2025	2026	2027	2032	CAGR (%)
General Protein Digestion	xx.xx	xx.xx	xx.xx	xx.xx	xx.xx	xx.xx	xx.xx
Gluten & Casein Digestion	xx.xx	xx.xx	xx.xx	xx.xx	xx.xx	xx.xx	xx.xx
Total	**xx.xx**	**xx.xx**	**xx.xx**	**xx.xx**	**xx.xx**	**xx.xx**	**xx.xx**

Table 335. ASEAN Digestive Enzyme Supplements Market Size, by Consumer Age Group, 2017-2032 (USD Thousand)

Consumer Age Group	2023	2024	2025	2026	2027	2032	CAGR (%)
Adult-Only	xx.xx	xx.xx	xx.xx	xx.xx	xx.xx	xx.xx	xx.xx
Multi-Age	xx.xx	xx.xx	xx.xx	xx.xx	xx.xx	xx.xx	xx.xx
Pediatric-Only	xx.xx	xx.xx	xx.xx	xx.xx	xx.xx	xx.xx	xx.xx
Total	**xx.xx**	**xx.xx**	**xx.xx**	**xx.xx**	**xx.xx**	**xx.xx**	**xx.xx**

Table 336. ASEAN Digestive Enzyme Supplements Market Size, by Oral Dosage Form, 2017-2032 (USD Thousand)

Oral Dosage Form	2023	2024	2025	2026	2027	2032	CAGR (%)
Capsules	xx.xx	xx.xx	xx.xx	xx.xx	xx.xx	xx.xx	xx.xx
Gummies	xx.xx	xx.xx	xx.xx	xx.xx	xx.xx	xx.xx	xx.xx
Oral Liquids	xx.xx	xx.xx	xx.xx	xx.xx	xx.xx	xx.xx	xx.xx
Powders & Granules	xx.xx	xx.xx	xx.xx	xx.xx	xx.xx	xx.xx	xx.xx
Tablets & Lozenges	xx.xx	xx.xx	xx.xx	xx.xx	xx.xx	xx.xx	xx.xx
Total	**xx.xx**	**xx.xx**	**xx.xx**	**xx.xx**	**xx.xx**	**xx.xx**	**xx.xx**

Table 337. ASEAN Digestive Enzyme Supplements Market Size, by Tablets & Lozenges, 2017-2032 (USD Thousand)

Tablets & Lozenges	2023	2024	2025	2026	2027	2032	CAGR (%)
Chewable & Dissolving Tablets	xx.xx	xx.xx	xx.xx	xx.xx	xx.xx	xx.xx	xx.xx
Swallowed Tablets & Caplets	xx.xx	xx.xx	xx.xx	xx.xx	xx.xx	xx.xx	xx.xx
Total	**xx.xx**	**xx.xx**	**xx.xx**	**xx.xx**	**xx.xx**	**xx.xx**	**xx.xx**

Table 338. ASEAN Digestive Enzyme Supplements Market Size, by Seller Channel, 2017-2032 (USD Thousand)

Seller Channel	2023	2024	2025	2026	2027	2032	CAGR (%)
Brand-Direct Sellers	xx.xx	xx.xx	xx.xx	xx.xx	xx.xx	xx.xx	xx.xx
General Merchandise & Grocery Retailers	xx.xx	xx.xx	xx.xx	xx.xx	xx.xx	xx.xx	xx.xx
Healthcare Practitioners & Clinics	xx.xx	xx.xx	xx.xx	xx.xx	xx.xx	xx.xx	xx.xx
Independent Direct Sellers	xx.xx	xx.xx	xx.xx	xx.xx	xx.xx	xx.xx	xx.xx
Pharmacies & Drugstores	xx.xx	xx.xx	xx.xx	xx.xx	xx.xx	xx.xx	xx.xx
Specialty Health & Nutrition Retailers	xx.xx	xx.xx	xx.xx	xx.xx	xx.xx	xx.xx	xx.xx
Total	**xx.xx**	**xx.xx**	**xx.xx**	**xx.xx**	**xx.xx**	**xx.xx**	**xx.xx**

Table 339. ASEAN Digestive Enzyme Supplements Market Size, by Purchase Mode, 2017-2032 (USD Thousand)

Purchase Mode	2023	2024	2025	2026	2027	2032	CAGR (%)
Digital Ordering	xx.xx	xx.xx	xx.xx	xx.xx	xx.xx	xx.xx	xx.xx
In-Person Ordering	xx.xx	xx.xx	xx.xx	xx.xx	xx.xx	xx.xx	xx.xx
Mail & Fax Ordering	xx.xx	xx.xx	xx.xx	xx.xx	xx.xx	xx.xx	xx.xx
Telephone Ordering	xx.xx	xx.xx	xx.xx	xx.xx	xx.xx	xx.xx	xx.xx
Total	**xx.xx**	**xx.xx**	**xx.xx**	**xx.xx**	**xx.xx**	**xx.xx**	**xx.xx**

Table 340. ASEAN Digestive Enzyme Supplements Market Size, by Enzyme Source, 2017-2032 (USD Thousand)

Enzyme Source	2023	2024	2025	2026	2027	2032	CAGR (%)
Animal-Origin Enzymes	xx.xx	xx.xx	xx.xx	xx.xx	xx.xx	xx.xx	xx.xx
Microbial-Origin Enzymes	xx.xx	xx.xx	xx.xx	xx.xx	xx.xx	xx.xx	xx.xx
Mixed-Origin Enzymes	xx.xx	xx.xx	xx.xx	xx.xx	xx.xx	xx.xx	xx.xx
Plant-Origin Enzymes	xx.xx	xx.xx	xx.xx	xx.xx	xx.xx	xx.xx	xx.xx
Total	**xx.xx**	**xx.xx**	**xx.xx**	**xx.xx**	**xx.xx**	**xx.xx**	**xx.xx**

Table 341. ASEAN Digestive Enzyme Supplements Market Size, by Regulatory Product Class, 2017-2032 (USD Thousand)

Regulatory Product Class	2023	2024	2025	2026	2027	2032	CAGR (%)
Dietary & Food Supplements	xx.xx	xx.xx	xx.xx	xx.xx	xx.xx	xx.xx	xx.xx
Listed Complementary Medicines	xx.xx	xx.xx	xx.xx	xx.xx	xx.xx	xx.xx	xx.xx
Natural Health Products	xx.xx	xx.xx	xx.xx	xx.xx	xx.xx	xx.xx	xx.xx
Registered Health Supplements	xx.xx	xx.xx	xx.xx	xx.xx	xx.xx	xx.xx	xx.xx
Total	**xx.xx**	**xx.xx**	**xx.xx**	**xx.xx**	**xx.xx**	**xx.xx**	**xx.xx**

18.6. GCC

Table 342. GCC Digestive Enzyme Supplements Market, by Country growth contribution, 2025-2032

Category	2025 value (USD Thousand)	2032 value (USD Thousand)	Added value (USD Thousand)	2025 share (%)	2032 share (%)	Change (pp)	Growth share (%)	CAGR (%)
Bahrain	xx.xx	xx.xx	xx.xx	xx.xx	xx.xx	xx.xx	xx.xx	xx.xx
Kuwait	xx.xx	xx.xx	xx.xx	xx.xx	xx.xx	xx.xx	xx.xx	xx.xx
Oman	xx.xx	xx.xx	xx.xx	xx.xx	xx.xx	xx.xx	xx.xx	xx.xx
Qatar	xx.xx	xx.xx	xx.xx	xx.xx	xx.xx	xx.xx	xx.xx	xx.xx
Saudi Arabia	xx.xx	xx.xx	xx.xx	xx.xx	xx.xx	xx.xx	xx.xx	xx.xx
United Arab Emirates	xx.xx	xx.xx	xx.xx	xx.xx	xx.xx	xx.xx	xx.xx	xx.xx
Scope total	**xx.xx**	**xx.xx**	**xx.xx**	**xx.xx**	**xx.xx**	**xx.xx**	**xx.xx**	**xx.xx**

Table 343. GCC Digestive Enzyme Supplements Market Size, by Group, 2017-2032 (USD Thousand)

Group	2023	2024	2025	2026	2027	2032	CAGR (%)
Bahrain	xx.xx	xx.xx	xx.xx	xx.xx	xx.xx	xx.xx	xx.xx
Kuwait	xx.xx	xx.xx	xx.xx	xx.xx	xx.xx	xx.xx	xx.xx
Oman	xx.xx	xx.xx	xx.xx	xx.xx	xx.xx	xx.xx	xx.xx
Qatar	xx.xx	xx.xx	xx.xx	xx.xx	xx.xx	xx.xx	xx.xx
Saudi Arabia	xx.xx	xx.xx	xx.xx	xx.xx	xx.xx	xx.xx	xx.xx
United Arab Emirates	xx.xx	xx.xx	xx.xx	xx.xx	xx.xx	xx.xx	xx.xx

Table 344. GCC Digestive Enzyme Supplements Market Size, by Enzyme Composition, 2017-2032 (USD Thousand)

Enzyme Composition	2023	2024	2025	2026	2027	2032	CAGR (%)
Multi-Enzyme Blends	xx.xx	xx.xx	xx.xx	xx.xx	xx.xx	xx.xx	xx.xx
Single-Enzyme Supplements	xx.xx	xx.xx	xx.xx	xx.xx	xx.xx	xx.xx	xx.xx
Total	**xx.xx**	**xx.xx**	**xx.xx**	**xx.xx**	**xx.xx**	**xx.xx**	**xx.xx**

Table 345. GCC Digestive Enzyme Supplements Market Size, by Complementary Ingredients, 2017-2032 (USD Thousand)

Complementary Ingredients	2023	2024	2025	2026	2027	2032	CAGR (%)
Enzyme-Only Supplements	xx.xx	xx.xx	xx.xx	xx.xx	xx.xx	xx.xx	xx.xx
Microbiome-Support Combinations	xx.xx	xx.xx	xx.xx	xx.xx	xx.xx	xx.xx	xx.xx
Non-Microbiome Co-Active Combinations	xx.xx	xx.xx	xx.xx	xx.xx	xx.xx	xx.xx	xx.xx
Total	**xx.xx**	**xx.xx**	**xx.xx**	**xx.xx**	**xx.xx**	**xx.xx**	**xx.xx**

Table 346. GCC Digestive Enzyme Supplements Market Size, by Release Design, 2017-2032 (USD Thousand)

Release Design	2023	2024	2025	2026	2027	2032	CAGR (%)
Conventional Release	xx.xx	xx.xx	xx.xx	xx.xx	xx.xx	xx.xx	xx.xx
Delayed Release	xx.xx	xx.xx	xx.xx	xx.xx	xx.xx	xx.xx	xx.xx
Extended Release	xx.xx	xx.xx	xx.xx	xx.xx	xx.xx	xx.xx	xx.xx
Mixed-Release Presentations	xx.xx	xx.xx	xx.xx	xx.xx	xx.xx	xx.xx	xx.xx
Total	**xx.xx**	**xx.xx**	**xx.xx**	**xx.xx**	**xx.xx**	**xx.xx**	**xx.xx**

Table 347. GCC Digestive Enzyme Supplements Market Size, by Digestive Use, 2017-2032 (USD Thousand)

Digestive Use	2023	2024	2025	2026	2027	2032	CAGR (%)
Carbohydrate Digestion	xx.xx	xx.xx	xx.xx	xx.xx	xx.xx	xx.xx	xx.xx
Cross-Nutrient Digestion	xx.xx	xx.xx	xx.xx	xx.xx	xx.xx	xx.xx	xx.xx
Fat Digestion	xx.xx	xx.xx	xx.xx	xx.xx	xx.xx	xx.xx	xx.xx
General Meal Digestion	xx.xx	xx.xx	xx.xx	xx.xx	xx.xx	xx.xx	xx.xx
Protein Digestion	xx.xx	xx.xx	xx.xx	xx.xx	xx.xx	xx.xx	xx.xx
Total	**xx.xx**	**xx.xx**	**xx.xx**	**xx.xx**	**xx.xx**	**xx.xx**	**xx.xx**

Table 348. GCC Digestive Enzyme Supplements Market Size, by Carbohydrate Digestion, 2017-2032 (USD Thousand)

Carbohydrate Digestion	2023	2024	2025	2026	2027	2032	CAGR (%)
Broad Carbohydrate Digestion	xx.xx	xx.xx	xx.xx	xx.xx	xx.xx	xx.xx	xx.xx
Fiber & Oligosaccharide Digestion	xx.xx	xx.xx	xx.xx	xx.xx	xx.xx	xx.xx	xx.xx
Fructose Digestion	xx.xx	xx.xx	xx.xx	xx.xx	xx.xx	xx.xx	xx.xx
Lactose Digestion	xx.xx	xx.xx	xx.xx	xx.xx	xx.xx	xx.xx	xx.xx
Sucrose & Starch Digestion	xx.xx	xx.xx	xx.xx	xx.xx	xx.xx	xx.xx	xx.xx
Total	**xx.xx**	**xx.xx**	**xx.xx**	**xx.xx**	**xx.xx**	**xx.xx**	**xx.xx**

Table 349. GCC Digestive Enzyme Supplements Market Size, by Protein Digestion, 2017-2032 (USD Thousand)

Protein Digestion	2023	2024	2025	2026	2027	2032	CAGR (%)
General Protein Digestion	xx.xx	xx.xx	xx.xx	xx.xx	xx.xx	xx.xx	xx.xx
Gluten & Casein Digestion	xx.xx	xx.xx	xx.xx	xx.xx	xx.xx	xx.xx	xx.xx
Total	**xx.xx**	**xx.xx**	**xx.xx**	**xx.xx**	**xx.xx**	**xx.xx**	**xx.xx**

Table 350. GCC Digestive Enzyme Supplements Market Size, by Consumer Age Group, 2017-2032 (USD Thousand)

Consumer Age Group	2023	2024	2025	2026	2027	2032	CAGR (%)
Adult-Only	xx.xx	xx.xx	xx.xx	xx.xx	xx.xx	xx.xx	xx.xx
Multi-Age	xx.xx	xx.xx	xx.xx	xx.xx	xx.xx	xx.xx	xx.xx
Pediatric-Only	xx.xx	xx.xx	xx.xx	xx.xx	xx.xx	xx.xx	xx.xx
Total	**xx.xx**	**xx.xx**	**xx.xx**	**xx.xx**	**xx.xx**	**xx.xx**	**xx.xx**

Table 351. GCC Digestive Enzyme Supplements Market Size, by Oral Dosage Form, 2017-2032 (USD Thousand)

Oral Dosage Form	2023	2024	2025	2026	2027	2032	CAGR (%)
Capsules	xx.xx	xx.xx	xx.xx	xx.xx	xx.xx	xx.xx	xx.xx
Gummies	xx.xx	xx.xx	xx.xx	xx.xx	xx.xx	xx.xx	xx.xx
Oral Liquids	xx.xx	xx.xx	xx.xx	xx.xx	xx.xx	xx.xx	xx.xx
Powders & Granules	xx.xx	xx.xx	xx.xx	xx.xx	xx.xx	xx.xx	xx.xx
Tablets & Lozenges	xx.xx	xx.xx	xx.xx	xx.xx	xx.xx	xx.xx	xx.xx
Total	**xx.xx**	**xx.xx**	**xx.xx**	**xx.xx**	**xx.xx**	**xx.xx**	**xx.xx**

Table 352. GCC Digestive Enzyme Supplements Market Size, by Tablets & Lozenges, 2017-2032 (USD Thousand)

Tablets & Lozenges	2023	2024	2025	2026	2027	2032	CAGR (%)
Chewable & Dissolving Tablets	xx.xx	xx.xx	xx.xx	xx.xx	xx.xx	xx.xx	xx.xx
Swallowed Tablets & Caplets	xx.xx	xx.xx	xx.xx	xx.xx	xx.xx	xx.xx	xx.xx
Total	**xx.xx**	**xx.xx**	**xx.xx**	**xx.xx**	**xx.xx**	**xx.xx**	**xx.xx**

Table 353. GCC Digestive Enzyme Supplements Market Size, by Seller Channel, 2017-2032 (USD Thousand)

Seller Channel	2023	2024	2025	2026	2027	2032	CAGR (%)
Brand-Direct Sellers	xx.xx	xx.xx	xx.xx	xx.xx	xx.xx	xx.xx	xx.xx
General Merchandise & Grocery Retailers	xx.xx	xx.xx	xx.xx	xx.xx	xx.xx	xx.xx	xx.xx
Healthcare Practitioners & Clinics	xx.xx	xx.xx	xx.xx	xx.xx	xx.xx	xx.xx	xx.xx
Independent Direct Sellers	xx.xx	xx.xx	xx.xx	xx.xx	xx.xx	xx.xx	xx.xx
Pharmacies & Drugstores	xx.xx	xx.xx	xx.xx	xx.xx	xx.xx	xx.xx	xx.xx
Specialty Health & Nutrition Retailers	xx.xx	xx.xx	xx.xx	xx.xx	xx.xx	xx.xx	xx.xx
Total	**xx.xx**	**xx.xx**	**xx.xx**	**xx.xx**	**xx.xx**	**xx.xx**	**xx.xx**

Table 354. GCC Digestive Enzyme Supplements Market Size, by Purchase Mode, 2017-2032 (USD Thousand)

Purchase Mode	2023	2024	2025	2026	2027	2032	CAGR (%)
Digital Ordering	xx.xx	xx.xx	xx.xx	xx.xx	xx.xx	xx.xx	xx.xx
In-Person Ordering	xx.xx	xx.xx	xx.xx	xx.xx	xx.xx	xx.xx	xx.xx
Mail & Fax Ordering	xx.xx	xx.xx	xx.xx	xx.xx	xx.xx	xx.xx	xx.xx
Telephone Ordering	xx.xx	xx.xx	xx.xx	xx.xx	xx.xx	xx.xx	xx.xx
Total	**xx.xx**	**xx.xx**	**xx.xx**	**xx.xx**	**xx.xx**	**xx.xx**	**xx.xx**

Table 355. GCC Digestive Enzyme Supplements Market Size, by Enzyme Source, 2017-2032 (USD Thousand)

Enzyme Source	2023	2024	2025	2026	2027	2032	CAGR (%)
Animal-Origin Enzymes	xx.xx	xx.xx	xx.xx	xx.xx	xx.xx	xx.xx	xx.xx
Microbial-Origin Enzymes	xx.xx	xx.xx	xx.xx	xx.xx	xx.xx	xx.xx	xx.xx
Mixed-Origin Enzymes	xx.xx	xx.xx	xx.xx	xx.xx	xx.xx	xx.xx	xx.xx
Plant-Origin Enzymes	xx.xx	xx.xx	xx.xx	xx.xx	xx.xx	xx.xx	xx.xx
Total	**xx.xx**	**xx.xx**	**xx.xx**	**xx.xx**	**xx.xx**	**xx.xx**	**xx.xx**

Table 356. GCC Digestive Enzyme Supplements Market Size, by Regulatory Product Class, 2017-2032 (USD Thousand)

Regulatory Product Class	2023	2024	2025	2026	2027	2032	CAGR (%)
Dietary & Food Supplements	xx.xx	xx.xx	xx.xx	xx.xx	xx.xx	xx.xx	xx.xx
Listed Complementary Medicines	xx.xx	xx.xx	xx.xx	xx.xx	xx.xx	xx.xx	xx.xx
Natural Health Products	xx.xx	xx.xx	xx.xx	xx.xx	xx.xx	xx.xx	xx.xx
Registered Health Supplements	xx.xx	xx.xx	xx.xx	xx.xx	xx.xx	xx.xx	xx.xx
Total	**xx.xx**	**xx.xx**	**xx.xx**	**xx.xx**	**xx.xx**	**xx.xx**	**xx.xx**

19. Digestive Enzyme Supplements Market, by Country

In the United States, the absence of general FDA premarket approval for dietary supplements does not create unrestricted distribution access. ■■■■ ■■■■■■■■■■■■■■ ■■■■■■■■ ■■■■■■■■■ ■■■■■■■■ ■■■■■■■ ■■■ ■■■■■■■■ ■■■■■■■■■■■■ ■■■■■■■■ ■■■■■ ■■■■■ ■■■■■■■■■■ ■■■■■■■■■■ ■■ ■■■■ ■■■ ■■■■■ ■■■ ■■■■■■■■ ■■■■■■■■ ■■■■■■■■ ■■■■■■■■ ■■■ ■■■■■■■ ■■■■■■■■ ■■■ ■■■■■■■■■ ■■■■■■■■ ■■■ ■■■■■■■■ ■ ■■■■■■■■■■ ■■■■■■■■ ■■■■■■ ■■■■■■ ■■■■■ ■■■■■■■■■■■■ ■■■■■■ ■■■■■■■■ ■ ■■■■■■■■ ■■■■■■■■ ■■ ■■■■■■■■■■■■■ ■■■■■■■■ ■■■■■■■■ A different supplier agreement may offer greater territorial control, but its product-compliance and service terms require separate qualification.

Canada makes the importing counterparty part of the qualification decision. ■■■■■■■■ ■■■■■■■ ■■■■■■■■ ■■■■■■■■ ■■■■■■■■ ■■■■■■■■■■ ■■■■■ ■■■■■■■■■■ ■■■■■■■■■■ ■■■■ ■ ■■■■ ■■■■■■■■ ■■■■■■■■ ■■■ ■■■■■■■■ ■■■■■■■■■■■■■ ■■■■■ ■ ■■■■■■■■■■■■■■■■ ■■■■■ ■■■ ■■■ ■■ ■■■■■■■■■■■■■ ■■■■■■■■ ■■■■■■■■ ■■■■■■ ■■■■ ■■■■■■■■■■ ■■■ ■■■ ■■■■■■ ■■■■■■■■■■■■ ■■■■■■■■ ■■■ ■■■■■■■■ ■■■ ■■■■■■ ■■■■■■■■■■■■ ■■■ ■■■■■■■■ ■■■■ ■■■■■ ■■■■■ ■■■■■■■■■■■■ ■■■■■■■■■■ ■■■■■■■■ ■■■■■■■■ ■■■■■■■■ ■■■■■■■■■■■ Changes in importer, authorization or the listed foreign site should reopen the commercial-access check.

■■■■■■ ■■■■■■■■■■ ■■■■■■■■■■ ■■■■■■■■ ■■■■■■ ■■■■ ■■■■■■■■■■■■ ■■■■■ ■■■■■■■■■■ ■■■■■■■■■ ■■ ■■■■ ■■■■■■■■ ■■■■■■■■■■ ■■■■■■■■■■■■■ ■■■■■ ■■■■■■ ■■■■■■■■ ■■■■ ■■■■■ ■■■■■■■■ ■■■■■■■■■■■■■■■■ ■■■■■■■■■■■■ ■■■ ■■■■■■■■■■■■■■■■ ■■■■■■■■■■■■■ Retail buyers should verify the actual notification and Brazilian-facing claims before onboarding an imported line. Overseas promotional language is reusable only where compliant; otherwise, a narrower authorized proposition is preferable to committing to the foreign brand's complete positioning.

Germany requires a product-specific BVL notification, including when a supplement was already notified in another EU Member State. Notification neither assesses marketability nor grants approval, and the submitted label must be in German. ■ ■■■■■■■■■■■■■■■■ ■■■■■■■■ ■■■■■■ ■■■■■ ■■■■■ ■■ ■ ■■■■■ ■■■■■■■■■■■■■ ■■■■■■■■ ■■■■■■■ ■■■■ ■■■■■ ■■■■■■■■ ■■■■■■■■■ ■■■■■■■■ ■■ ■■■■■■■■■■ ■■■■■■ ■■■■■■■■ ■■■■■■ ■■■■■■■■■■■■■ ■■■ ■■■■■■■■■■■ ■■■■■■■■■■■■■ ■■■■■■■■■■■ ■■ ■■■■■■ ■■■■■■ ■■■■■■■■ ■ ■■■■■■ ■■■■■■■■■■■

The United Kingdom introduces a territorial-labeling check within one country strategy. Guidance requires the designation 'food supplement,' rather than 'dietary supplement,' and a Northern Ireland or EU business or importer address for products sold in Northern Ireland. ■■■■■■■■■ ■■■■■■ ■■■■■■■■■■■■■■ ■■■ ■■■ ■■■■■■ ■ ■■■■■■■■■■■■■■■■ ■■■■■ ■■■■■■■ ■■■■■■■■ ■■■ ■■■■■■■■■■■■ ■■■■■■■■ ■■■ ■■■■■■■■■■■■ ■■■■■■ ■■■■■■■ ■■■■■■■■■■■■■ ■ ■■■■■■ ■■■■■ ■■■■■■■■ ■■■■■■■■■■■■ ■■ ■■■■■■■■■■■ ■■■■ ■■■■■■■■■■■■■ ■■■■■■■ ■■ ■■■■■■■■■■■■ ■■■■■■■■■■■■

Singapore and Malaysia recognize enzymes within health supplements but impose different entry gates. ■■■■■■■■■ ■■■■ ■■■ ■■■■■■■■ ■■■ ■■■■■■■■ ■■ ■■■■■■■■■ ■■■ ■■■■ ■■■■■ ■■■ ■■■■■■ ■■■■■■■■■ ■■■■■■■■■■■■■ ■■■■■■■■ ■■■■■■ ■■■■■■■■■■ ■■■■■■■■■■■■■■■■■■ ■■■■■■■■■

[illegible] Coordinating distribution across both countries can simplify commercial administration, but Singapore notification is neither Malaysian authorization nor an HSA endorsement.

Australia offers an entry-specific sponsorship check: the ARTG identifies Digestive Enzymes under Evolution Health Pty Ltd. [illegible] A sponsorship arrangement can support access but introduces dependence; acting as sponsor preserves more control only where the entrant can maintain the associated responsibilities.

New Zealand separates nontherapeutic supplement access from commercial import and origin checks. [illegible] Avoiding preapproval leaves compliance responsibility with the supplying business rather than removing these checks.

China requires classification before a foreign digestive-enzyme brand values a health-food launch. [illegible] Deferral reduces commitment risk but postpones access; these rules do not establish individual enzyme-product eligibility or settle other import channels.

Figure 40. Global Digestive Enzyme Supplements Market Size, by Country, 2025 vs 2032 (%)

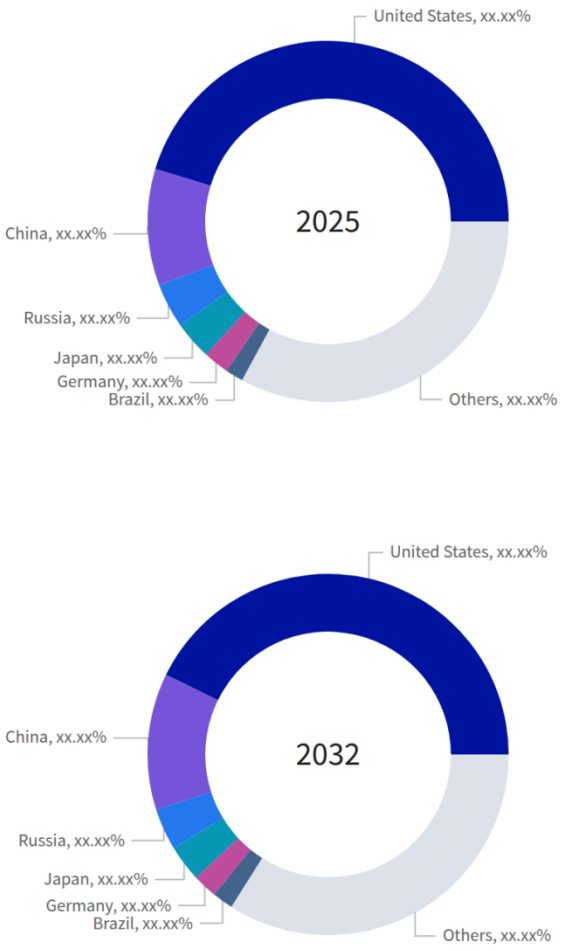

Figure 41. Global Digestive Enzyme Supplements Market Size, by Country, 2025 vs 2026 vs 2032

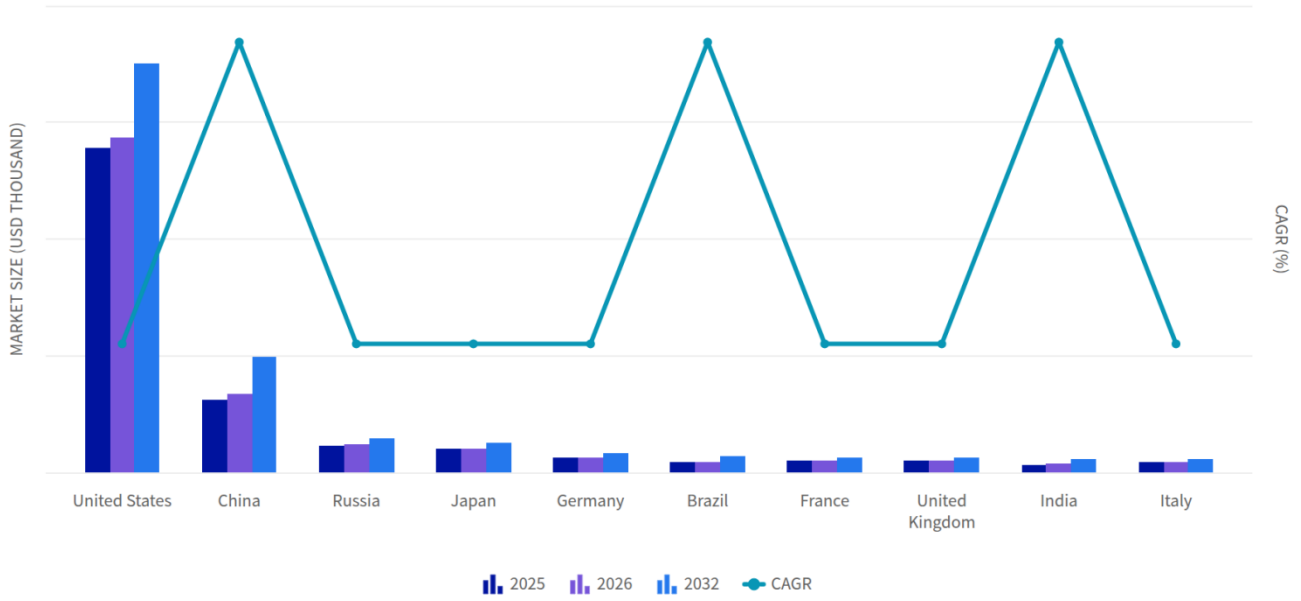

Figure 42. Global Digestive Enzyme Supplements Market, Forecast growth by country, 2025-2032 (CAGR %)

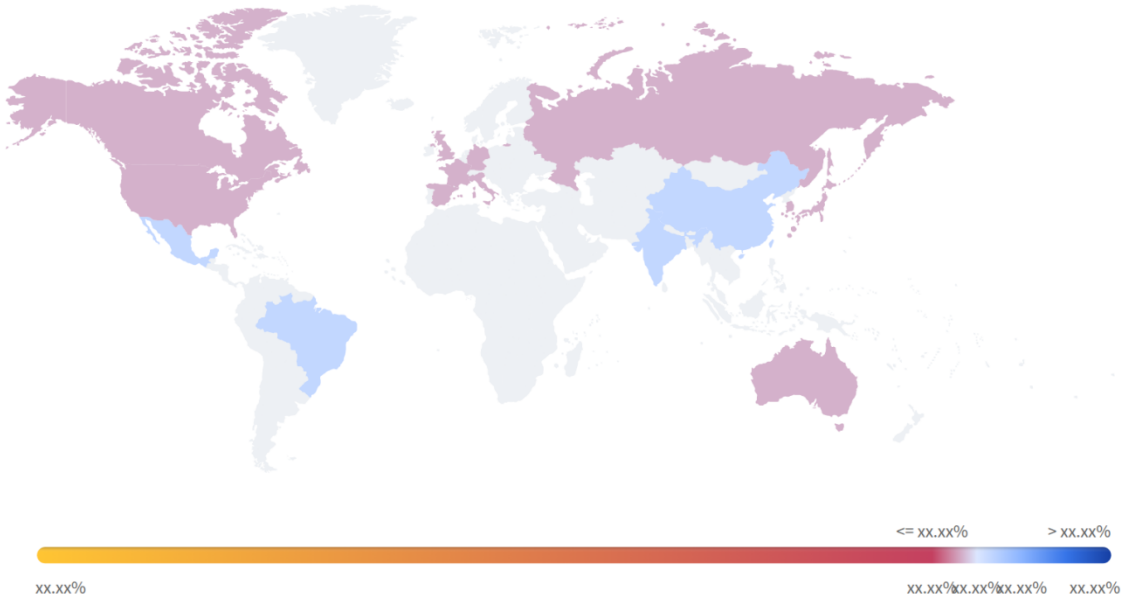

Table 357. Global Digestive Enzyme Supplements Market, by Country growth contribution, 2025-2032

Category	2025 value (USD Thousand)	2032 value (USD Thousand)	Added value (USD Thousand)	2025 share (%)	2032 share (%)	Change (pp)	Growth share (%)	CAGR (%)
Australia	xx.xx	xx.xx	xx.xx	xx.xx	xx.xx	xx.xx	xx.xx	xx.xx
Brazil	xx.xx	xx.xx	xx.xx	xx.xx	xx.xx	xx.xx	xx.xx	xx.xx
Canada	xx.xx	xx.xx	xx.xx	xx.xx	xx.xx	xx.xx	xx.xx	xx.xx
China	xx.xx	xx.xx	xx.xx	xx.xx	xx.xx	xx.xx	xx.xx	xx.xx
France	xx.xx	xx.xx	xx.xx	xx.xx	xx.xx	xx.xx	xx.xx	xx.xx
Germany	xx.xx	xx.xx	xx.xx	xx.xx	xx.xx	xx.xx	xx.xx	xx.xx
India	xx.xx	xx.xx	xx.xx	xx.xx	xx.xx	xx.xx	xx.xx	xx.xx
Italy	xx.xx	xx.xx	xx.xx	xx.xx	xx.xx	xx.xx	xx.xx	xx.xx
Japan	xx.xx	xx.xx	xx.xx	xx.xx	xx.xx	xx.xx	xx.xx	xx.xx
Mexico	xx.xx	xx.xx	xx.xx	xx.xx	xx.xx	xx.xx	xx.xx	xx.xx
Russia	xx.xx	xx.xx	xx.xx	xx.xx	xx.xx	xx.xx	xx.xx	xx.xx
South Korea	xx.xx	xx.xx	xx.xx	xx.xx	xx.xx	xx.xx	xx.xx	xx.xx
Spain	xx.xx	xx.xx	xx.xx	xx.xx	xx.xx	xx.xx	xx.xx	xx.xx
Unallocated / remaining scope	xx.xx	xx.xx	xx.xx	xx.xx	xx.xx	xx.xx	xx.xx	xx.xx
United Kingdom	xx.xx	xx.xx	xx.xx	xx.xx	xx.xx	xx.xx	xx.xx	xx.xx
United States	xx.xx	xx.xx	xx.xx	xx.xx	xx.xx	xx.xx	xx.xx	xx.xx
Scope total	**xx.xx**	**xx.xx**	**xx.xx**	**xx.xx**	**xx.xx**	**xx.xx**	**xx.xx**	**xx.xx**

Table 358. Global Digestive Enzyme Supplements Market Size, by Country, 2017-2032 (USD Thousand)

Country	2023	2024	2025	2026	2027	2032	CAGR (%)
Australia	xx.xx	xx.xx	xx.xx	xx.xx	xx.xx	xx.xx	xx.xx
Brazil	xx.xx	xx.xx	xx.xx	xx.xx	xx.xx	xx.xx	xx.xx
Canada	xx.xx	xx.xx	xx.xx	xx.xx	xx.xx	xx.xx	xx.xx
China	xx.xx	xx.xx	xx.xx	xx.xx	xx.xx	xx.xx	xx.xx
France	xx.xx	xx.xx	xx.xx	xx.xx	xx.xx	xx.xx	xx.xx
Germany	xx.xx	xx.xx	xx.xx	xx.xx	xx.xx	xx.xx	xx.xx
India	xx.xx	xx.xx	xx.xx	xx.xx	xx.xx	xx.xx	xx.xx
Italy	xx.xx	xx.xx	xx.xx	xx.xx	xx.xx	xx.xx	xx.xx
Japan	xx.xx	xx.xx	xx.xx	xx.xx	xx.xx	xx.xx	xx.xx
Mexico	xx.xx	xx.xx	xx.xx	xx.xx	xx.xx	xx.xx	xx.xx
Russia	xx.xx	xx.xx	xx.xx	xx.xx	xx.xx	xx.xx	xx.xx
South Korea	xx.xx	xx.xx	xx.xx	xx.xx	xx.xx	xx.xx	xx.xx
Spain	xx.xx	xx.xx	xx.xx	xx.xx	xx.xx	xx.xx	xx.xx
United Kingdom	xx.xx	xx.xx	xx.xx	xx.xx	xx.xx	xx.xx	xx.xx
United States	xx.xx	xx.xx	xx.xx	xx.xx	xx.xx	xx.xx	xx.xx
Others	xx.xx	xx.xx	xx.xx	xx.xx	xx.xx	xx.xx	xx.xx
Total	**xx.xx**	**xx.xx**	**xx.xx**	**xx.xx**	**xx.xx**	**xx.xx**	**xx.xx**

Sources & Evidence

1. Questions and Answers on Dietary Supplements
   · FDA does not generally approve dietary supplements before marketing; manufacturers and distributors remain responsible for lawful products. ([fda.gov](https://www.fda.gov/food/information-consumers-using-dietary-supplements/questions-and-answers-dietary-supplements))
2. Understanding the legislative framework for listed medicines
   · Australia distinguishes AUST L sponsor self-certification from AUST L(A) premarket efficacy assessment and assigns continuing evidence and advertising responsibilities to sponsors. ([tga.gov.au](https://www.tga.gov.au/resources/guidance/understanding-legislative-framework-listed-medicines))
3. Health Supplement Main Page
   · Malaysia includes enzymes in its health-supplement definition and describes registration involving application evaluation, a Drug Control Authority decision and post-registration maintenance. ([npra.gov.my](https://www.npra.gov.my/~npraweb/index.php/en/health-supplement-main-page.html))
4. Digestive Enzymes Ultra
   · Pure Encapsulations markets Digestive Enzymes Ultra through its professional-facing product site, establishing the offering used in the U.S. channel comparison. ([pureencapsulationspro.com](https://www.pureencapsulationspro.com/digestive-enzymes-ultra.html))

5. Purchase Terms and Conditions

· Atrium's professional reseller terms restrict authorized customers to U.S. end users and require prior written consent for online sales and overseas selling or promotion. ([pureencapsulationspro.com](https://www.pureencapsulationspro.com/terms-and-conditions))

6. Perguntas Frequentes

· Brazil recognizes enzymes in food supplements. Rules effective September xx.xx 2024 require supplement notification; enzyme benefits and promotional claims remain subject to specified requirements. ([gov.br](https://www.gov.br/anvisa/pt-br/assuntos/alimentos/suplementos-alimentares/perguntas-frequentes))

7. Regulatory overview of health supplements

· Singapore includes enzymes in health supplements, requires dealer compliance rather than HSA approval or licensing for that class, and provides voluntary product notification. ([hsa.gov.sg](https://www.hsa.gov.sg/health-supplements/overview/))

8. Food supplements

· UK guidance requires 'food supplement' labeling, identifies Northern Ireland or EU address requirements for Northern Ireland sales, and assigns responsibility for imported goods to importers. ([gov.uk](https://www.gov.uk/government/publications/food-supplements-guidance-for-businesses/food-supplements))

9. Importing and Exporting Health Products for Commercial Use (GUI-0117)

· Canadian Natural Health Products require licensing before marketing; commercial importers require a site licence listing the foreign manufacturing site. ([canada.ca](https://www.canada.ca/en/health-canada/services/drugs-health-products/compliance-enforcement/importation-exportation/commercial-use-health-products-guidance/document.html))

10. Notification of food supplements for sale in Germany

· Germany requires separate supplement notification and a German label, including after another EU Member State notification. BVL notification does not assess marketability or grant approval. ([verwaltung.bund.de](https://verwaltung.bund.de/leistungsverzeichnis/EN/leistung/xx.xx/herausgeber/LeiKa-xx.xx/region/xx.xx))

11. Digestive Enzymes (301544)

· The Australian ARTG entry identifies Digestive Enzymes and names Evolution Health Pty Ltd as sponsor; this is entry-specific evidence, not proof of retail availability. ([tga.gov.au](https://www.tga.gov.au/resources/artg/xx.xx))

12. Regulation of Dietary Supplements

· New Zealand dietary supplements lack preapproval but cannot have therapeutic purposes; imports for sale require registered food importers, with applicable animal-origin biosecurity obligations. ([medsafe.govt.nz](https://www.medsafe.govt.nz/regulatory/dietarysupplements/regulation.asp))

13. 关于全国政协十四届四次会议第 01991 号（医疗卫生类 190 号）提案答复的函

· China's health-food framework requires first-import registration, with a filing exception for qualifying nutrient supplements including vitamins and minerals. Individual enzyme-product classification is not established. ([samr.gov.cn](https://www.samr.gov.cn/zw/zfxxgk/fdzdgknr/tssps/art/2026/art_de30ca96fa47451585628b5aca82d7d8.html))

19.1. United States

Table 359. United States Digestive Enzyme Supplements Market Size, 2017-2032 (USD Thousand)

Country	2023	2024	2025	2026	2027	2032	CAGR (%)
United States	xx.xx	xx.xx	xx.xx	xx.xx	xx.xx	xx.xx	xx.xx

Table 360. United States Digestive Enzyme Supplements Market Size, by Enzyme Composition, 2017-2032 (USD Thousand)

Enzyme Composition	2023	2024	2025	2026	2027	2032	CAGR (%)
Multi-Enzyme Blends	xx.xx	xx.xx	xx.xx	xx.xx	xx.xx	xx.xx	xx.xx
Single-Enzyme Supplements	xx.xx	xx.xx	xx.xx	xx.xx	xx.xx	xx.xx	xx.xx
Total	**xx.xx**	**xx.xx**	**xx.xx**	**xx.xx**	**xx.xx**	**xx.xx**	**xx.xx**

Table 361. United States Digestive Enzyme Supplements Market Size, by Complementary Ingredients, 2017-2032 (USD Thousand)

Complementary Ingredients	2023	2024	2025	2026	2027	2032	CAGR (%)
Enzyme-Only Supplements	xx.xx	xx.xx	xx.xx	xx.xx	xx.xx	xx.xx	xx.xx
Microbiome-Support Combinations	xx.xx	xx.xx	xx.xx	xx.xx	xx.xx	xx.xx	xx.xx
Non-Microbiome Co-Active Combinations	xx.xx	xx.xx	xx.xx	xx.xx	xx.xx	xx.xx	xx.xx
Total	**xx.xx**	**xx.xx**	**xx.xx**	**xx.xx**	**xx.xx**	**xx.xx**	**xx.xx**

Table 362. United States Digestive Enzyme Supplements Market Size, by Release Design, 2017-2032 (USD Thousand)

Release Design	2023	2024	2025	2026	2027	2032	CAGR (%)
Conventional Release	xx.xx	xx.xx	xx.xx	xx.xx	xx.xx	xx.xx	xx.xx
Delayed Release	xx.xx	xx.xx	xx.xx	xx.xx	xx.xx	xx.xx	xx.xx
Extended Release	xx.xx	xx.xx	xx.xx	xx.xx	xx.xx	xx.xx	xx.xx
Mixed-Release Presentations	xx.xx	xx.xx	xx.xx	xx.xx	xx.xx	xx.xx	xx.xx
Total	**xx.xx**	**xx.xx**	**xx.xx**	**xx.xx**	**xx.xx**	**xx.xx**	**xx.xx**

Table 363. United States Digestive Enzyme Supplements Market Size, by Digestive Use, 2017-2032 (USD Thousand)

Digestive Use	2023	2024	2025	2026	2027	2032	CAGR (%)
Carbohydrate Digestion	xx.xx	xx.xx	xx.xx	xx.xx	xx.xx	xx.xx	xx.xx
Cross-Nutrient Digestion	xx.xx	xx.xx	xx.xx	xx.xx	xx.xx	xx.xx	xx.xx
Fat Digestion	xx.xx	xx.xx	xx.xx	xx.xx	xx.xx	xx.xx	xx.xx
General Meal Digestion	xx.xx	xx.xx	xx.xx	xx.xx	xx.xx	xx.xx	xx.xx
Protein Digestion	xx.xx	xx.xx	xx.xx	xx.xx	xx.xx	xx.xx	xx.xx
Total	**xx.xx**	**xx.xx**	**xx.xx**	**xx.xx**	**xx.xx**	**xx.xx**	**xx.xx**

Table 364. United States Digestive Enzyme Supplements Market Size, by Carbohydrate Digestion, 2017-2032 (USD Thousand)

Carbohydrate Digestion	2023	2024	2025	2026	2027	2032	CAGR (%)
Broad Carbohydrate Digestion	xx.xx	xx.xx	xx.xx	xx.xx	xx.xx	xx.xx	xx.xx
Fiber & Oligosaccharide Digestion	xx.xx	xx.xx	xx.xx	xx.xx	xx.xx	xx.xx	xx.xx
Fructose Digestion	xx.xx	xx.xx	xx.xx	xx.xx	xx.xx	xx.xx	xx.xx
Lactose Digestion	xx.xx	xx.xx	xx.xx	xx.xx	xx.xx	xx.xx	xx.xx
Sucrose & Starch Digestion	xx.xx	xx.xx	xx.xx	xx.xx	xx.xx	xx.xx	xx.xx
Total	**xx.xx**	**xx.xx**	**xx.xx**	**xx.xx**	**xx.xx**	**xx.xx**	**xx.xx**

Table 365. United States Digestive Enzyme Supplements Market Size, by Protein Digestion, 2017-2032 (USD Thousand)

Protein Digestion	2023	2024	2025	2026	2027	2032	CAGR (%)
General Protein Digestion	xx.xx	xx.xx	xx.xx	xx.xx	xx.xx	xx.xx	xx.xx
Gluten & Casein Digestion	xx.xx	xx.xx	xx.xx	xx.xx	xx.xx	xx.xx	xx.xx
Total	**xx.xx**	**xx.xx**	**xx.xx**	**xx.xx**	**xx.xx**	**xx.xx**	**xx.xx**

Table 366. United States Digestive Enzyme Supplements Market Size, by Consumer Age Group, 2017-2032 (USD Thousand)

Consumer Age Group	2023	2024	2025	2026	2027	2032	CAGR (%)
Adult-Only	xx.xx	xx.xx	xx.xx	xx.xx	xx.xx	xx.xx	xx.xx
Multi-Age	xx.xx	xx.xx	xx.xx	xx.xx	xx.xx	xx.xx	xx.xx
Pediatric-Only	xx.xx	xx.xx	xx.xx	xx.xx	xx.xx	xx.xx	xx.xx
Total	**xx.xx**	**xx.xx**	**xx.xx**	**xx.xx**	**xx.xx**	**xx.xx**	**xx.xx**

Table 367. United States Digestive Enzyme Supplements Market Size, by Oral Dosage Form, 2017-2032 (USD Thousand)

Oral Dosage Form	2023	2024	2025	2026	2027	2032	CAGR (%)
Capsules	xx.xx	xx.xx	xx.xx	xx.xx	xx.xx	xx.xx	xx.xx
Gummies	xx.xx	xx.xx	xx.xx	xx.xx	xx.xx	xx.xx	xx.xx
Oral Liquids	xx.xx	xx.xx	xx.xx	xx.xx	xx.xx	xx.xx	xx.xx
Powders & Granules	xx.xx	xx.xx	xx.xx	xx.xx	xx.xx	xx.xx	xx.xx
Tablets & Lozenges	xx.xx	xx.xx	xx.xx	xx.xx	xx.xx	xx.xx	xx.xx
Total	**xx.xx**	**xx.xx**	**xx.xx**	**xx.xx**	**xx.xx**	**xx.xx**	**xx.xx**

Table 368. United States Digestive Enzyme Supplements Market Size, by Tablets & Lozenges, 2017-2032 (USD Thousand)

Tablets & Lozenges	2023	2024	2025	2026	2027	2032	CAGR (%)
Chewable & Dissolving Tablets	xx.xx	xx.xx	xx.xx	xx.xx	xx.xx	xx.xx	xx.xx
Swallowed Tablets & Caplets	xx.xx	xx.xx	xx.xx	xx.xx	xx.xx	xx.xx	xx.xx
Total	**xx.xx**	**xx.xx**	**xx.xx**	**xx.xx**	**xx.xx**	**xx.xx**	**xx.xx**

Table 369. United States Digestive Enzyme Supplements Market Size, by Seller Channel, 2017-2032 (USD Thousand)

Seller Channel	2023	2024	2025	2026	2027	2032	CAGR (%)
Brand-Direct Sellers	xx.xx	xx.xx	xx.xx	xx.xx	xx.xx	xx.xx	xx.xx
General Merchandise & Grocery Retailers	xx.xx	xx.xx	xx.xx	xx.xx	xx.xx	xx.xx	xx.xx
Healthcare Practitioners & Clinics	xx.xx	xx.xx	xx.xx	xx.xx	xx.xx	xx.xx	xx.xx
Independent Direct Sellers	xx.xx	xx.xx	xx.xx	xx.xx	xx.xx	xx.xx	xx.xx
Pharmacies & Drugstores	xx.xx	xx.xx	xx.xx	xx.xx	xx.xx	xx.xx	xx.xx
Specialty Health & Nutrition Retailers	xx.xx	xx.xx	xx.xx	xx.xx	xx.xx	xx.xx	xx.xx
Total	**xx.xx**	**xx.xx**	**xx.xx**	**xx.xx**	**xx.xx**	**xx.xx**	**xx.xx**

Table 370. United States Digestive Enzyme Supplements Market Size, by Purchase Mode, 2017-2032 (USD Thousand)

Purchase Mode	2023	2024	2025	2026	2027	2032	CAGR (%)
Digital Ordering	xx.xx	xx.xx	xx.xx	xx.xx	xx.xx	xx.xx	xx.xx
In-Person Ordering	xx.xx	xx.xx	xx.xx	xx.xx	xx.xx	xx.xx	xx.xx
Mail & Fax Ordering	xx.xx	xx.xx	xx.xx	xx.xx	xx.xx	xx.xx	xx.xx
Telephone Ordering	xx.xx	xx.xx	xx.xx	xx.xx	xx.xx	xx.xx	xx.xx
Total	**xx.xx**	**xx.xx**	**xx.xx**	**xx.xx**	**xx.xx**	**xx.xx**	**xx.xx**

Table 371. United States Digestive Enzyme Supplements Market Size, by Enzyme Source, 2017-2032 (USD Thousand)

Enzyme Source	2023	2024	2025	2026	2027	2032	CAGR (%)
Animal-Origin Enzymes	xx.xx	xx.xx	xx.xx	xx.xx	xx.xx	xx.xx	xx.xx
Microbial-Origin Enzymes	xx.xx	xx.xx	xx.xx	xx.xx	xx.xx	xx.xx	xx.xx
Mixed-Origin Enzymes	xx.xx	xx.xx	xx.xx	xx.xx	xx.xx	xx.xx	xx.xx
Plant-Origin Enzymes	xx.xx	xx.xx	xx.xx	xx.xx	xx.xx	xx.xx	xx.xx
Total	**xx.xx**	**xx.xx**	**xx.xx**	**xx.xx**	**xx.xx**	**xx.xx**	**xx.xx**

Table 372. United States Digestive Enzyme Supplements Market Size, by Regulatory Product Class, 2017-2032 (USD Thousand)

Regulatory Product Class	2023	2024	2025	2026	2027	2032	CAGR (%)
Dietary & Food Supplements	xx.xx	xx.xx	xx.xx	xx.xx	xx.xx	xx.xx	xx.xx
Listed Complementary Medicines	xx.xx	xx.xx	xx.xx	xx.xx	xx.xx	xx.xx	xx.xx
Natural Health Products	xx.xx	xx.xx	xx.xx	xx.xx	xx.xx	xx.xx	xx.xx
Registered Health Supplements	xx.xx	xx.xx	xx.xx	xx.xx	xx.xx	xx.xx	xx.xx
Total	**xx.xx**	**xx.xx**	**xx.xx**	**xx.xx**	**xx.xx**	**xx.xx**	**xx.xx**

19.2. China

Table 373. China Digestive Enzyme Supplements Market Size, 2017-2032 (USD Thousand)

Country	2023	2024	2025	2026	2027	2032	CAGR (%)
China	**xx.xx**	**xx.xx**	**xx.xx**	**xx.xx**	**xx.xx**	**xx.xx**	**xx.xx**

Table 374. China Digestive Enzyme Supplements Market Size, by Enzyme Composition, 2017-2032 (USD Thousand)

Enzyme Composition	2023	2024	2025	2026	2027	2032	CAGR (%)
Multi-Enzyme Blends	xx.xx	xx.xx	xx.xx	xx.xx	xx.xx	xx.xx	xx.xx
Single-Enzyme Supplements	xx.xx	xx.xx	xx.xx	xx.xx	xx.xx	xx.xx	xx.xx
Total	**xx.xx**	**xx.xx**	**xx.xx**	**xx.xx**	**xx.xx**	**xx.xx**	**xx.xx**

Table 375. China Digestive Enzyme Supplements Market Size, by Complementary Ingredients, 2017-2032 (USD Thousand)

Complementary Ingredients	2023	2024	2025	2026	2027	2032	CAGR (%)
Enzyme-Only Supplements	xx.xx	xx.xx	xx.xx	xx.xx	xx.xx	xx.xx	xx.xx
Microbiome-Support Combinations	xx.xx	xx.xx	xx.xx	xx.xx	xx.xx	xx.xx	xx.xx
Non-Microbiome Co-Active Combinations	xx.xx	xx.xx	xx.xx	xx.xx	xx.xx	xx.xx	xx.xx
Total	**xx.xx**	**xx.xx**	**xx.xx**	**xx.xx**	**xx.xx**	**xx.xx**	**xx.xx**

Table 376. China Digestive Enzyme Supplements Market Size, by Release Design, 2017-2032 (USD Thousand)

Release Design	2023	2024	2025	2026	2027	2032	CAGR (%)
Conventional Release	xx.xx	xx.xx	xx.xx	xx.xx	xx.xx	xx.xx	xx.xx
Delayed Release	xx.xx	xx.xx	xx.xx	xx.xx	xx.xx	xx.xx	xx.xx
Extended Release	xx.xx	xx.xx	xx.xx	xx.xx	xx.xx	xx.xx	xx.xx
Mixed-Release Presentations	xx.xx	xx.xx	xx.xx	xx.xx	xx.xx	xx.xx	xx.xx
Total	**xx.xx**	**xx.xx**	**xx.xx**	**xx.xx**	**xx.xx**	**xx.xx**	**xx.xx**

Table 377. China Digestive Enzyme Supplements Market Size, by Digestive Use, 2017-2032 (USD Thousand)

Digestive Use	2023	2024	2025	2026	2027	2032	CAGR (%)
Carbohydrate Digestion	xx.xx	xx.xx	xx.xx	xx.xx	xx.xx	xx.xx	xx.xx
Cross-Nutrient Digestion	xx.xx	xx.xx	xx.xx	xx.xx	xx.xx	xx.xx	xx.xx
Fat Digestion	xx.xx	xx.xx	xx.xx	xx.xx	xx.xx	xx.xx	xx.xx
General Meal Digestion	xx.xx	xx.xx	xx.xx	xx.xx	xx.xx	xx.xx	xx.xx
Protein Digestion	xx.xx	xx.xx	xx.xx	xx.xx	xx.xx	xx.xx	xx.xx
Total	**xx.xx**	**xx.xx**	**xx.xx**	**xx.xx**	**xx.xx**	**xx.xx**	**xx.xx**

Table 378. China Digestive Enzyme Supplements Market Size, by Carbohydrate Digestion, 2017-2032 (USD Thousand)

Carbohydrate Digestion	2023	2024	2025	2026	2027	2032	CAGR (%)
Broad Carbohydrate Digestion	xx.xx	xx.xx	xx.xx	xx.xx	xx.xx	xx.xx	xx.xx
Fiber & Oligosaccharide Digestion	xx.xx	xx.xx	xx.xx	xx.xx	xx.xx	xx.xx	xx.xx
Fructose Digestion	xx.xx	xx.xx	xx.xx	xx.xx	xx.xx	xx.xx	xx.xx
Lactose Digestion	xx.xx	xx.xx	xx.xx	xx.xx	xx.xx	xx.xx	xx.xx
Sucrose & Starch Digestion	xx.xx	xx.xx	xx.xx	xx.xx	xx.xx	xx.xx	xx.xx
Total	**xx.xx**	**xx.xx**	**xx.xx**	**xx.xx**	**xx.xx**	**xx.xx**	**xx.xx**

Table 379. China Digestive Enzyme Supplements Market Size, by Protein Digestion, 2017-2032 (USD Thousand)

Protein Digestion	2023	2024	2025	2026	2027	2032	CAGR (%)
General Protein Digestion	xx.xx	xx.xx	xx.xx	xx.xx	xx.xx	xx.xx	xx.xx
Gluten & Casein Digestion	xx.xx	xx.xx	xx.xx	xx.xx	xx.xx	xx.xx	xx.xx
Total	**xx.xx**	**xx.xx**	**xx.xx**	**xx.xx**	**xx.xx**	**xx.xx**	**xx.xx**

Table 380. China Digestive Enzyme Supplements Market Size, by Consumer Age Group, 2017-2032 (USD Thousand)

Consumer Age Group	2023	2024	2025	2026	2027	2032	CAGR (%)
Adult-Only	xx.xx	xx.xx	xx.xx	xx.xx	xx.xx	xx.xx	xx.xx
Multi-Age	xx.xx	xx.xx	xx.xx	xx.xx	xx.xx	xx.xx	xx.xx
Pediatric-Only	xx.xx	xx.xx	xx.xx	xx.xx	xx.xx	xx.xx	xx.xx
Total	**xx.xx**	**xx.xx**	**xx.xx**	**xx.xx**	**xx.xx**	**xx.xx**	**xx.xx**

Table 381. China Digestive Enzyme Supplements Market Size, by Oral Dosage Form, 2017-2032 (USD Thousand)

Oral Dosage Form	2023	2024	2025	2026	2027	2032	CAGR (%)
Capsules	xx.xx	xx.xx	xx.xx	xx.xx	xx.xx	xx.xx	xx.xx
Gummies	xx.xx	xx.xx	xx.xx	xx.xx	xx.xx	xx.xx	xx.xx
Oral Liquids	xx.xx	xx.xx	xx.xx	xx.xx	xx.xx	xx.xx	xx.xx
Powders & Granules	xx.xx	xx.xx	xx.xx	xx.xx	xx.xx	xx.xx	xx.xx
Tablets & Lozenges	xx.xx	xx.xx	xx.xx	xx.xx	xx.xx	xx.xx	xx.xx
Total	**xx.xx**	**xx.xx**	**xx.xx**	**xx.xx**	**xx.xx**	**xx.xx**	**xx.xx**

Table 382. China Digestive Enzyme Supplements Market Size, by Tablets & Lozenges, 2017-2032 (USD Thousand)

Tablets & Lozenges	2023	2024	2025	2026	2027	2032	CAGR (%)
Chewable & Dissolving Tablets	xx.xx	xx.xx	xx.xx	xx.xx	xx.xx	xx.xx	xx.xx
Swallowed Tablets & Caplets	xx.xx	xx.xx	xx.xx	xx.xx	xx.xx	xx.xx	xx.xx
Total	**xx.xx**	**xx.xx**	**xx.xx**	**xx.xx**	**xx.xx**	**xx.xx**	**xx.xx**

Table 383. China Digestive Enzyme Supplements Market Size, by Seller Channel, 2017-2032 (USD Thousand)

Seller Channel	2023	2024	2025	2026	2027	2032	CAGR (%)
Brand-Direct Sellers	xx.xx	xx.xx	xx.xx	xx.xx	xx.xx	xx.xx	xx.xx
General Merchandise & Grocery Retailers	xx.xx	xx.xx	xx.xx	xx.xx	xx.xx	xx.xx	xx.xx
Healthcare Practitioners & Clinics	xx.xx	xx.xx	xx.xx	xx.xx	xx.xx	xx.xx	xx.xx
Independent Direct Sellers	xx.xx	xx.xx	xx.xx	xx.xx	xx.xx	xx.xx	xx.xx
Pharmacies & Drugstores	xx.xx	xx.xx	xx.xx	xx.xx	xx.xx	xx.xx	xx.xx
Specialty Health & Nutrition Retailers	xx.xx	xx.xx	xx.xx	xx.xx	xx.xx	xx.xx	xx.xx
Total	**xx.xx**	**xx.xx**	**xx.xx**	**xx.xx**	**xx.xx**	**xx.xx**	**xx.xx**

Table 384. China Digestive Enzyme Supplements Market Size, by Purchase Mode, 2017-2032 (USD Thousand)

Purchase Mode	2023	2024	2025	2026	2027	2032	CAGR (%)
Digital Ordering	xx.xx	xx.xx	xx.xx	xx.xx	xx.xx	xx.xx	xx.xx
In-Person Ordering	xx.xx	xx.xx	xx.xx	xx.xx	xx.xx	xx.xx	xx.xx
Mail & Fax Ordering	xx.xx	xx.xx	xx.xx	xx.xx	xx.xx	xx.xx	xx.xx
Telephone Ordering	xx.xx	xx.xx	xx.xx	xx.xx	xx.xx	xx.xx	xx.xx
Total	**xx.xx**	**xx.xx**	**xx.xx**	**xx.xx**	**xx.xx**	**xx.xx**	**xx.xx**

Table 385. China Digestive Enzyme Supplements Market Size, by Enzyme Source, 2017-2032 (USD Thousand)

Enzyme Source	2023	2024	2025	2026	2027	2032	CAGR (%)
Animal-Origin Enzymes	xx.xx	xx.xx	xx.xx	xx.xx	xx.xx	xx.xx	xx.xx
Microbial-Origin Enzymes	xx.xx	xx.xx	xx.xx	xx.xx	xx.xx	xx.xx	xx.xx
Mixed-Origin Enzymes	xx.xx	xx.xx	xx.xx	xx.xx	xx.xx	xx.xx	xx.xx
Plant-Origin Enzymes	xx.xx	xx.xx	xx.xx	xx.xx	xx.xx	xx.xx	xx.xx
Total	**xx.xx**	**xx.xx**	**xx.xx**	**xx.xx**	**xx.xx**	**xx.xx**	**xx.xx**

Table 386. China Digestive Enzyme Supplements Market Size, by Regulatory Product Class, 2017-2032 (USD Thousand)

Regulatory Product Class	2023	2024	2025	2026	2027	2032	CAGR (%)
Dietary & Food Supplements	xx.xx	xx.xx	xx.xx	xx.xx	xx.xx	xx.xx	xx.xx
Listed Complementary Medicines	xx.xx	xx.xx	xx.xx	xx.xx	xx.xx	xx.xx	xx.xx
Natural Health Products	xx.xx	xx.xx	xx.xx	xx.xx	xx.xx	xx.xx	xx.xx
Registered Health Supplements	xx.xx	xx.xx	xx.xx	xx.xx	xx.xx	xx.xx	xx.xx
Total	**xx.xx**	**xx.xx**	**xx.xx**	**xx.xx**	**xx.xx**	**xx.xx**	**xx.xx**

19.3. Russia

Table 387. Russia Digestive Enzyme Supplements Market Size, 2017-2032 (USD Thousand)

Country	2023	2024	2025	2026	2027	2032	CAGR (%)
Russia	**xx.xx**	**xx.xx**	**xx.xx**	**xx.xx**	**xx.xx**	**xx.xx**	**xx.xx**

Table 388. Russia Digestive Enzyme Supplements Market Size, by Enzyme Composition, 2017-2032 (USD Thousand)

Enzyme Composition	2023	2024	2025	2026	2027	2032	CAGR (%)
Multi-Enzyme Blends	xx.xx	xx.xx	xx.xx	xx.xx	xx.xx	xx.xx	xx.xx
Single-Enzyme Supplements	xx.xx	xx.xx	xx.xx	xx.xx	xx.xx	xx.xx	xx.xx
Total	**xx.xx**	**xx.xx**	**xx.xx**	**xx.xx**	**xx.xx**	**xx.xx**	**xx.xx**

Table 389. Russia Digestive Enzyme Supplements Market Size, by Complementary Ingredients, 2017-2032 (USD Thousand)

Complementary Ingredients	2023	2024	2025	2026	2027	2032	CAGR (%)
Enzyme-Only Supplements	xx.xx	xx.xx	xx.xx	xx.xx	xx.xx	xx.xx	xx.xx
Microbiome-Support Combinations	xx.xx	xx.xx	xx.xx	xx.xx	xx.xx	xx.xx	xx.xx
Non-Microbiome Co-Active Combinations	xx.xx	xx.xx	xx.xx	xx.xx	xx.xx	xx.xx	xx.xx
Total	**xx.xx**	**xx.xx**	**xx.xx**	**xx.xx**	**xx.xx**	**xx.xx**	**xx.xx**

Table 390. Russia Digestive Enzyme Supplements Market Size, by Release Design, 2017-2032 (USD Thousand)

Release Design	2023	2024	2025	2026	2027	2032	CAGR (%)
Conventional Release	xx.xx	xx.xx	xx.xx	xx.xx	xx.xx	xx.xx	xx.xx
Delayed Release	xx.xx	xx.xx	xx.xx	xx.xx	xx.xx	xx.xx	xx.xx
Extended Release	xx.xx	xx.xx	xx.xx	xx.xx	xx.xx	xx.xx	xx.xx
Mixed-Release Presentations	xx.xx	xx.xx	xx.xx	xx.xx	xx.xx	xx.xx	xx.xx
Total	**xx.xx**	**xx.xx**	**xx.xx**	**xx.xx**	**xx.xx**	**xx.xx**	**xx.xx**

Table 391. Russia Digestive Enzyme Supplements Market Size, by Digestive Use, 2017-2032 (USD Thousand)

Digestive Use	2023	2024	2025	2026	2027	2032	CAGR (%)
Carbohydrate Digestion	xx.xx	xx.xx	xx.xx	xx.xx	xx.xx	xx.xx	xx.xx
Cross-Nutrient Digestion	xx.xx	xx.xx	xx.xx	xx.xx	xx.xx	xx.xx	xx.xx
Fat Digestion	xx.xx	xx.xx	xx.xx	xx.xx	xx.xx	xx.xx	xx.xx
General Meal Digestion	xx.xx	xx.xx	xx.xx	xx.xx	xx.xx	xx.xx	xx.xx
Protein Digestion	xx.xx	xx.xx	xx.xx	xx.xx	xx.xx	xx.xx	xx.xx
Total	**xx.xx**	**xx.xx**	**xx.xx**	**xx.xx**	**xx.xx**	**xx.xx**	**xx.xx**

Table 392. Russia Digestive Enzyme Supplements Market Size, by Carbohydrate Digestion, 2017-2032 (USD Thousand)

Carbohydrate Digestion	2023	2024	2025	2026	2027	2032	CAGR (%)
Broad Carbohydrate Digestion	xx.xx	xx.xx	xx.xx	xx.xx	xx.xx	xx.xx	xx.xx
Fiber & Oligosaccharide Digestion	xx.xx	xx.xx	xx.xx	xx.xx	xx.xx	xx.xx	xx.xx
Fructose Digestion	xx.xx	xx.xx	xx.xx	xx.xx	xx.xx	xx.xx	xx.xx
Lactose Digestion	xx.xx	xx.xx	xx.xx	xx.xx	xx.xx	xx.xx	xx.xx
Sucrose & Starch Digestion	xx.xx	xx.xx	xx.xx	xx.xx	xx.xx	xx.xx	xx.xx
Total	**xx.xx**	**xx.xx**	**xx.xx**	**xx.xx**	**xx.xx**	**xx.xx**	**xx.xx**

Table 393. Russia Digestive Enzyme Supplements Market Size, by Protein Digestion, 2017-2032 (USD Thousand)

Protein Digestion	2023	2024	2025	2026	2027	2032	CAGR (%)
General Protein Digestion	xx.xx	xx.xx	xx.xx	xx.xx	xx.xx	xx.xx	xx.xx
Gluten & Casein Digestion	xx.xx	xx.xx	xx.xx	xx.xx	xx.xx	xx.xx	xx.xx
Total	**xx.xx**	**xx.xx**	**xx.xx**	**xx.xx**	**xx.xx**	**xx.xx**	**xx.xx**

Table 394. Russia Digestive Enzyme Supplements Market Size, by Consumer Age Group, 2017-2032 (USD Thousand)

Consumer Age Group	2023	2024	2025	2026	2027	2032	CAGR (%)
Adult-Only	xx.xx	xx.xx	xx.xx	xx.xx	xx.xx	xx.xx	xx.xx
Multi-Age	xx.xx	xx.xx	xx.xx	xx.xx	xx.xx	xx.xx	xx.xx
Pediatric-Only	xx.xx	xx.xx	xx.xx	xx.xx	xx.xx	xx.xx	xx.xx
Total	**xx.xx**	**xx.xx**	**xx.xx**	**xx.xx**	**xx.xx**	**xx.xx**	**xx.xx**

Table 395. Russia Digestive Enzyme Supplements Market Size, by Oral Dosage Form, 2017-2032 (USD Thousand)

Oral Dosage Form	2023	2024	2025	2026	2027	2032	CAGR (%)
Capsules	xx.xx	xx.xx	xx.xx	xx.xx	xx.xx	xx.xx	xx.xx
Gummies	xx.xx	xx.xx	xx.xx	xx.xx	xx.xx	xx.xx	xx.xx
Oral Liquids	xx.xx	xx.xx	xx.xx	xx.xx	xx.xx	xx.xx	xx.xx
Powders & Granules	xx.xx	xx.xx	xx.xx	xx.xx	xx.xx	xx.xx	xx.xx
Tablets & Lozenges	xx.xx	xx.xx	xx.xx	xx.xx	xx.xx	xx.xx	xx.xx
Total	**xx.xx**	**xx.xx**	**xx.xx**	**xx.xx**	**xx.xx**	**xx.xx**	**xx.xx**

Table 396. Russia Digestive Enzyme Supplements Market Size, by Tablets & Lozenges, 2017-2032 (USD Thousand)

Tablets & Lozenges	2023	2024	2025	2026	2027	2032	CAGR (%)
Chewable & Dissolving Tablets	xx.xx	xx.xx	xx.xx	xx.xx	xx.xx	xx.xx	xx.xx
Swallowed Tablets & Caplets	xx.xx	xx.xx	xx.xx	xx.xx	xx.xx	xx.xx	xx.xx
Total	**xx.xx**	**xx.xx**	**xx.xx**	**xx.xx**	**xx.xx**	**xx.xx**	**xx.xx**

Table 397. Russia Digestive Enzyme Supplements Market Size, by Seller Channel, 2017-2032 (USD Thousand)

Seller Channel	2023	2024	2025	2026	2027	2032	CAGR (%)
Brand-Direct Sellers	xx.xx	xx.xx	xx.xx	xx.xx	xx.xx	xx.xx	xx.xx
General Merchandise & Grocery Retailers	xx.xx	xx.xx	xx.xx	xx.xx	xx.xx	xx.xx	xx.xx
Healthcare Practitioners & Clinics	xx.xx	xx.xx	xx.xx	xx.xx	xx.xx	xx.xx	xx.xx
Independent Direct Sellers	xx.xx	xx.xx	xx.xx	xx.xx	xx.xx	xx.xx	xx.xx
Pharmacies & Drugstores	xx.xx	xx.xx	xx.xx	xx.xx	xx.xx	xx.xx	xx.xx
Specialty Health & Nutrition Retailers	xx.xx	xx.xx	xx.xx	xx.xx	xx.xx	xx.xx	xx.xx
Total	**xx.xx**	**xx.xx**	**xx.xx**	**xx.xx**	**xx.xx**	**xx.xx**	**xx.xx**

Table 398. Russia Digestive Enzyme Supplements Market Size, by Purchase Mode, 2017-2032 (USD Thousand)

Purchase Mode	2023	2024	2025	2026	2027	2032	CAGR (%)
Digital Ordering	xx.xx	xx.xx	xx.xx	xx.xx	xx.xx	xx.xx	xx.xx
In-Person Ordering	xx.xx	xx.xx	xx.xx	xx.xx	xx.xx	xx.xx	xx.xx
Mail & Fax Ordering	xx.xx	xx.xx	xx.xx	xx.xx	xx.xx	xx.xx	xx.xx
Telephone Ordering	xx.xx	xx.xx	xx.xx	xx.xx	xx.xx	xx.xx	xx.xx
Total	**xx.xx**	**xx.xx**	**xx.xx**	**xx.xx**	**xx.xx**	**xx.xx**	**xx.xx**

Table 399. Russia Digestive Enzyme Supplements Market Size, by Enzyme Source, 2017-2032 (USD Thousand)

Enzyme Source	2023	2024	2025	2026	2027	2032	CAGR (%)
Animal-Origin Enzymes	xx.xx	xx.xx	xx.xx	xx.xx	xx.xx	xx.xx	xx.xx
Microbial-Origin Enzymes	xx.xx	xx.xx	xx.xx	xx.xx	xx.xx	xx.xx	xx.xx
Mixed-Origin Enzymes	xx.xx	xx.xx	xx.xx	xx.xx	xx.xx	xx.xx	xx.xx
Plant-Origin Enzymes	xx.xx	xx.xx	xx.xx	xx.xx	xx.xx	xx.xx	xx.xx
Total	**xx.xx**	**xx.xx**	**xx.xx**	**xx.xx**	**xx.xx**	**xx.xx**	**xx.xx**

Table 400. Russia Digestive Enzyme Supplements Market Size, by Regulatory Product Class, 2017-2032 (USD Thousand)

Regulatory Product Class	2023	2024	2025	2026	2027	2032	CAGR (%)
Dietary & Food Supplements	xx.xx	xx.xx	xx.xx	xx.xx	xx.xx	xx.xx	xx.xx
Listed Complementary Medicines	xx.xx	xx.xx	xx.xx	xx.xx	xx.xx	xx.xx	xx.xx
Natural Health Products	xx.xx	xx.xx	xx.xx	xx.xx	xx.xx	xx.xx	xx.xx
Registered Health Supplements	xx.xx	xx.xx	xx.xx	xx.xx	xx.xx	xx.xx	xx.xx
Total	**xx.xx**	**xx.xx**	**xx.xx**	**xx.xx**	**xx.xx**	**xx.xx**	**xx.xx**

19.4. Japan

Table 401. Japan Digestive Enzyme Supplements Market Size, 2017-2032 (USD Thousand)

Country	2023	2024	2025	2026	2027	2032	CAGR (%)
Japan	**xx.xx**	**xx.xx**	**xx.xx**	**xx.xx**	**xx.xx**	**xx.xx**	**xx.xx**

Table 402. Japan Digestive Enzyme Supplements Market Size, by Enzyme Composition, 2017-2032 (USD Thousand)

Enzyme Composition	2023	2024	2025	2026	2027	2032	CAGR (%)
Multi-Enzyme Blends	xx.xx	xx.xx	xx.xx	xx.xx	xx.xx	xx.xx	xx.xx
Single-Enzyme Supplements	xx.xx	xx.xx	xx.xx	xx.xx	xx.xx	xx.xx	xx.xx
Total	**xx.xx**	**xx.xx**	**xx.xx**	**xx.xx**	**xx.xx**	**xx.xx**	**xx.xx**

Table 403. Japan Digestive Enzyme Supplements Market Size, by Complementary Ingredients, 2017-2032 (USD Thousand)

Complementary Ingredients	2023	2024	2025	2026	2027	2032	CAGR (%)
Enzyme-Only Supplements	xx.xx	xx.xx	xx.xx	xx.xx	xx.xx	xx.xx	xx.xx
Microbiome-Support Combinations	xx.xx	xx.xx	xx.xx	xx.xx	xx.xx	xx.xx	xx.xx
Non-Microbiome Co-Active Combinations	xx.xx	xx.xx	xx.xx	xx.xx	xx.xx	xx.xx	xx.xx
Total	**xx.xx**	**xx.xx**	**xx.xx**	**xx.xx**	**xx.xx**	**xx.xx**	**xx.xx**

Table 404. Japan Digestive Enzyme Supplements Market Size, by Release Design, 2017-2032 (USD Thousand)

Release Design	2023	2024	2025	2026	2027	2032	CAGR (%)
Conventional Release	xx.xx	xx.xx	xx.xx	xx.xx	xx.xx	xx.xx	xx.xx
Delayed Release	xx.xx	xx.xx	xx.xx	xx.xx	xx.xx	xx.xx	xx.xx
Extended Release	xx.xx	xx.xx	xx.xx	xx.xx	xx.xx	xx.xx	xx.xx
Mixed-Release Presentations	xx.xx	xx.xx	xx.xx	xx.xx	xx.xx	xx.xx	xx.xx
Total	**xx.xx**	**xx.xx**	**xx.xx**	**xx.xx**	**xx.xx**	**xx.xx**	**xx.xx**

Table 405. Japan Digestive Enzyme Supplements Market Size, by Digestive Use, 2017-2032 (USD Thousand)

Digestive Use	2023	2024	2025	2026	2027	2032	CAGR (%)
Carbohydrate Digestion	xx.xx	xx.xx	xx.xx	xx.xx	xx.xx	xx.xx	xx.xx
Cross-Nutrient Digestion	xx.xx	xx.xx	xx.xx	xx.xx	xx.xx	xx.xx	xx.xx
Fat Digestion	xx.xx	xx.xx	xx.xx	xx.xx	xx.xx	xx.xx	xx.xx
General Meal Digestion	xx.xx	xx.xx	xx.xx	xx.xx	xx.xx	xx.xx	xx.xx
Protein Digestion	xx.xx	xx.xx	xx.xx	xx.xx	xx.xx	xx.xx	xx.xx
Total	**xx.xx**	**xx.xx**	**xx.xx**	**xx.xx**	**xx.xx**	**xx.xx**	**xx.xx**

Table 406. Japan Digestive Enzyme Supplements Market Size, by Carbohydrate Digestion, 2017-2032 (USD Thousand)

Carbohydrate Digestion	2023	2024	2025	2026	2027	2032	CAGR (%)
Broad Carbohydrate Digestion	xx.xx	xx.xx	xx.xx	xx.xx	xx.xx	xx.xx	xx.xx
Fiber & Oligosaccharide Digestion	xx.xx	xx.xx	xx.xx	xx.xx	xx.xx	xx.xx	xx.xx
Fructose Digestion	xx.xx	xx.xx	xx.xx	xx.xx	xx.xx	xx.xx	xx.xx
Lactose Digestion	xx.xx	xx.xx	xx.xx	xx.xx	xx.xx	xx.xx	xx.xx
Sucrose & Starch Digestion	xx.xx	xx.xx	xx.xx	xx.xx	xx.xx	xx.xx	xx.xx
Total	**xx.xx**	**xx.xx**	**xx.xx**	**xx.xx**	**xx.xx**	**xx.xx**	**xx.xx**

Table 407. Japan Digestive Enzyme Supplements Market Size, by Protein Digestion, 2017-2032 (USD Thousand)

Protein Digestion	2023	2024	2025	2026	2027	2032	CAGR (%)
General Protein Digestion	xx.xx	xx.xx	xx.xx	xx.xx	xx.xx	xx.xx	xx.xx
Gluten & Casein Digestion	xx.xx	xx.xx	xx.xx	xx.xx	xx.xx	xx.xx	xx.xx
Total	**xx.xx**	**xx.xx**	**xx.xx**	**xx.xx**	**xx.xx**	**xx.xx**	**xx.xx**

Table 408. Japan Digestive Enzyme Supplements Market Size, by Consumer Age Group, 2017-2032 (USD Thousand)

Consumer Age Group	2023	2024	2025	2026	2027	2032	CAGR (%)
Adult-Only	xx.xx	xx.xx	xx.xx	xx.xx	xx.xx	xx.xx	xx.xx
Multi-Age	xx.xx	xx.xx	xx.xx	xx.xx	xx.xx	xx.xx	xx.xx
Pediatric-Only	xx.xx	xx.xx	xx.xx	xx.xx	xx.xx	xx.xx	xx.xx
Total	**xx.xx**	**xx.xx**	**xx.xx**	**xx.xx**	**xx.xx**	**xx.xx**	**xx.xx**

Table 409. Japan Digestive Enzyme Supplements Market Size, by Oral Dosage Form, 2017-2032 (USD Thousand)

Oral Dosage Form	2023	2024	2025	2026	2027	2032	CAGR (%)
Capsules	xx.xx	xx.xx	xx.xx	xx.xx	xx.xx	xx.xx	xx.xx
Gummies	xx.xx	xx.xx	xx.xx	xx.xx	xx.xx	xx.xx	xx.xx
Oral Liquids	xx.xx	xx.xx	xx.xx	xx.xx	xx.xx	xx.xx	xx.xx
Powders & Granules	xx.xx	xx.xx	xx.xx	xx.xx	xx.xx	xx.xx	xx.xx
Tablets & Lozenges	xx.xx	xx.xx	xx.xx	xx.xx	xx.xx	xx.xx	xx.xx
Total	**xx.xx**	**xx.xx**	**xx.xx**	**xx.xx**	**xx.xx**	**xx.xx**	**xx.xx**

Table 410. Japan Digestive Enzyme Supplements Market Size, by Tablets & Lozenges, 2017-2032 (USD Thousand)

Tablets & Lozenges	2023	2024	2025	2026	2027	2032	CAGR (%)
Chewable & Dissolving Tablets	xx.xx	xx.xx	xx.xx	xx.xx	xx.xx	xx.xx	xx.xx
Swallowed Tablets & Caplets	xx.xx	xx.xx	xx.xx	xx.xx	xx.xx	xx.xx	xx.xx
Total	**xx.xx**	**xx.xx**	**xx.xx**	**xx.xx**	**xx.xx**	**xx.xx**	**xx.xx**

Table 411. Japan Digestive Enzyme Supplements Market Size, by Seller Channel, 2017-2032 (USD Thousand)

Seller Channel	2023	2024	2025	2026	2027	2032	CAGR (%)
Brand-Direct Sellers	xx.xx	xx.xx	xx.xx	xx.xx	xx.xx	xx.xx	xx.xx
General Merchandise & Grocery Retailers	xx.xx	xx.xx	xx.xx	xx.xx	xx.xx	xx.xx	xx.xx
Healthcare Practitioners & Clinics	xx.xx	xx.xx	xx.xx	xx.xx	xx.xx	xx.xx	xx.xx
Independent Direct Sellers	xx.xx	xx.xx	xx.xx	xx.xx	xx.xx	xx.xx	xx.xx
Pharmacies & Drugstores	xx.xx	xx.xx	xx.xx	xx.xx	xx.xx	xx.xx	xx.xx
Specialty Health & Nutrition Retailers	xx.xx	xx.xx	xx.xx	xx.xx	xx.xx	xx.xx	xx.xx
Total	**xx.xx**	**xx.xx**	**xx.xx**	**xx.xx**	**xx.xx**	**xx.xx**	**xx.xx**

Table 412. Japan Digestive Enzyme Supplements Market Size, by Purchase Mode, 2017-2032 (USD Thousand)

Purchase Mode	2023	2024	2025	2026	2027	2032	CAGR (%)
Digital Ordering	xx.xx	xx.xx	xx.xx	xx.xx	xx.xx	xx.xx	xx.xx
In-Person Ordering	xx.xx	xx.xx	xx.xx	xx.xx	xx.xx	xx.xx	xx.xx
Mail & Fax Ordering	xx.xx	xx.xx	xx.xx	xx.xx	xx.xx	xx.xx	xx.xx
Telephone Ordering	xx.xx	xx.xx	xx.xx	xx.xx	xx.xx	xx.xx	xx.xx
Total	**xx.xx**	**xx.xx**	**xx.xx**	**xx.xx**	**xx.xx**	**xx.xx**	**xx.xx**

Table 413. Japan Digestive Enzyme Supplements Market Size, by Enzyme Source, 2017-2032 (USD Thousand)

Enzyme Source	2023	2024	2025	2026	2027	2032	CAGR (%)
Animal-Origin Enzymes	xx.xx	xx.xx	xx.xx	xx.xx	xx.xx	xx.xx	xx.xx
Microbial-Origin Enzymes	xx.xx	xx.xx	xx.xx	xx.xx	xx.xx	xx.xx	xx.xx
Mixed-Origin Enzymes	xx.xx	xx.xx	xx.xx	xx.xx	xx.xx	xx.xx	xx.xx
Plant-Origin Enzymes	xx.xx	xx.xx	xx.xx	xx.xx	xx.xx	xx.xx	xx.xx
Total	**xx.xx**	**xx.xx**	**xx.xx**	**xx.xx**	**xx.xx**	**xx.xx**	**xx.xx**

Table 414. Japan Digestive Enzyme Supplements Market Size, by Regulatory Product Class, 2017-2032 (USD Thousand)

Regulatory Product Class	2023	2024	2025	2026	2027	2032	CAGR (%)
Dietary & Food Supplements	xx.xx	xx.xx	xx.xx	xx.xx	xx.xx	xx.xx	xx.xx
Listed Complementary Medicines	xx.xx	xx.xx	xx.xx	xx.xx	xx.xx	xx.xx	xx.xx
Natural Health Products	xx.xx	xx.xx	xx.xx	xx.xx	xx.xx	xx.xx	xx.xx
Registered Health Supplements	xx.xx	xx.xx	xx.xx	xx.xx	xx.xx	xx.xx	xx.xx
Total	**xx.xx**	**xx.xx**	**xx.xx**	**xx.xx**	**xx.xx**	**xx.xx**	**xx.xx**

19.5. Germany

Table 415. Germany Digestive Enzyme Supplements Market Size, 2017-2032 (USD Thousand)

Country	2023	2024	2025	2026	2027	2032	CAGR (%)
Germany	**xx.xx**	**xx.xx**	**xx.xx**	**xx.xx**	**xx.xx**	**xx.xx**	**xx.xx**

Table 416. Germany Digestive Enzyme Supplements Market Size, by Enzyme Composition, 2017-2032 (USD Thousand)

Enzyme Composition	2023	2024	2025	2026	2027	2032	CAGR (%)
Multi-Enzyme Blends	xx.xx	xx.xx	xx.xx	xx.xx	xx.xx	xx.xx	xx.xx
Single-Enzyme Supplements	xx.xx	xx.xx	xx.xx	xx.xx	xx.xx	xx.xx	xx.xx
Total	**xx.xx**	**xx.xx**	**xx.xx**	**xx.xx**	**xx.xx**	**xx.xx**	**xx.xx**

Table 417. Germany Digestive Enzyme Supplements Market Size, by Complementary Ingredients, 2017-2032 (USD Thousand)

Complementary Ingredients	2023	2024	2025	2026	2027	2032	CAGR (%)
Enzyme-Only Supplements	xx.xx	xx.xx	xx.xx	xx.xx	xx.xx	xx.xx	xx.xx
Microbiome-Support Combinations	xx.xx	xx.xx	xx.xx	xx.xx	xx.xx	xx.xx	xx.xx
Non-Microbiome Co-Active Combinations	xx.xx	xx.xx	xx.xx	xx.xx	xx.xx	xx.xx	xx.xx
Total	**xx.xx**	**xx.xx**	**xx.xx**	**xx.xx**	**xx.xx**	**xx.xx**	**xx.xx**

Table 418. Germany Digestive Enzyme Supplements Market Size, by Release Design, 2017-2032 (USD Thousand)

Release Design	2023	2024	2025	2026	2027	2032	CAGR (%)
Conventional Release	xx.xx	xx.xx	xx.xx	xx.xx	xx.xx	xx.xx	xx.xx
Delayed Release	xx.xx	xx.xx	xx.xx	xx.xx	xx.xx	xx.xx	xx.xx
Extended Release	xx.xx	xx.xx	xx.xx	xx.xx	xx.xx	xx.xx	xx.xx
Mixed-Release Presentations	xx.xx	xx.xx	xx.xx	xx.xx	xx.xx	xx.xx	xx.xx
Total	**xx.xx**	**xx.xx**	**xx.xx**	**xx.xx**	**xx.xx**	**xx.xx**	**xx.xx**

Table 419. Germany Digestive Enzyme Supplements Market Size, by Digestive Use, 2017-2032 (USD Thousand)

Digestive Use	2023	2024	2025	2026	2027	2032	CAGR (%)
Carbohydrate Digestion	xx.xx	xx.xx	xx.xx	xx.xx	xx.xx	xx.xx	xx.xx
Cross-Nutrient Digestion	xx.xx	xx.xx	xx.xx	xx.xx	xx.xx	xx.xx	xx.xx
Fat Digestion	xx.xx	xx.xx	xx.xx	xx.xx	xx.xx	xx.xx	xx.xx
General Meal Digestion	xx.xx	xx.xx	xx.xx	xx.xx	xx.xx	xx.xx	xx.xx
Protein Digestion	xx.xx	xx.xx	xx.xx	xx.xx	xx.xx	xx.xx	xx.xx
Total	**xx.xx**	**xx.xx**	**xx.xx**	**xx.xx**	**xx.xx**	**xx.xx**	**xx.xx**

Table 420. Germany Digestive Enzyme Supplements Market Size, by Carbohydrate Digestion, 2017-2032 (USD Thousand)

Carbohydrate Digestion	2023	2024	2025	2026	2027	2032	CAGR (%)
Broad Carbohydrate Digestion	xx.xx	xx.xx	xx.xx	xx.xx	xx.xx	xx.xx	xx.xx
Fiber & Oligosaccharide Digestion	xx.xx	xx.xx	xx.xx	xx.xx	xx.xx	xx.xx	xx.xx
Fructose Digestion	xx.xx	xx.xx	xx.xx	xx.xx	xx.xx	xx.xx	xx.xx
Lactose Digestion	xx.xx	xx.xx	xx.xx	xx.xx	xx.xx	xx.xx	xx.xx
Sucrose & Starch Digestion	xx.xx	xx.xx	xx.xx	xx.xx	xx.xx	xx.xx	xx.xx
Total	**xx.xx**	**xx.xx**	**xx.xx**	**xx.xx**	**xx.xx**	**xx.xx**	**xx.xx**

Table 421. Germany Digestive Enzyme Supplements Market Size, by Protein Digestion, 2017-2032 (USD Thousand)

Protein Digestion	2023	2024	2025	2026	2027	2032	CAGR (%)
General Protein Digestion	xx.xx	xx.xx	xx.xx	xx.xx	xx.xx	xx.xx	xx.xx
Gluten & Casein Digestion	xx.xx	xx.xx	xx.xx	xx.xx	xx.xx	xx.xx	xx.xx
Total	**xx.xx**	**xx.xx**	**xx.xx**	**xx.xx**	**xx.xx**	**xx.xx**	**xx.xx**

Table 422. Germany Digestive Enzyme Supplements Market Size, by Consumer Age Group, 2017-2032 (USD Thousand)

Consumer Age Group	2023	2024	2025	2026	2027	2032	CAGR (%)
Adult-Only	xx.xx	xx.xx	xx.xx	xx.xx	xx.xx	xx.xx	xx.xx
Multi-Age	xx.xx	xx.xx	xx.xx	xx.xx	xx.xx	xx.xx	xx.xx
Pediatric-Only	xx.xx	xx.xx	xx.xx	xx.xx	xx.xx	xx.xx	xx.xx
Total	**xx.xx**	**xx.xx**	**xx.xx**	**xx.xx**	**xx.xx**	**xx.xx**	**xx.xx**

Table 423. Germany Digestive Enzyme Supplements Market Size, by Oral Dosage Form, 2017-2032 (USD Thousand)

Oral Dosage Form	2023	2024	2025	2026	2027	2032	CAGR (%)
Capsules	xx.xx	xx.xx	xx.xx	xx.xx	xx.xx	xx.xx	xx.xx
Gummies	xx.xx	xx.xx	xx.xx	xx.xx	xx.xx	xx.xx	xx.xx
Oral Liquids	xx.xx	xx.xx	xx.xx	xx.xx	xx.xx	xx.xx	xx.xx
Powders & Granules	xx.xx	xx.xx	xx.xx	xx.xx	xx.xx	xx.xx	xx.xx
Tablets & Lozenges	xx.xx	xx.xx	xx.xx	xx.xx	xx.xx	xx.xx	xx.xx
Total	**xx.xx**	**xx.xx**	**xx.xx**	**xx.xx**	**xx.xx**	**xx.xx**	**xx.xx**

Table 424. Germany Digestive Enzyme Supplements Market Size, by Tablets & Lozenges, 2017-2032 (USD Thousand)

Tablets & Lozenges	2023	2024	2025	2026	2027	2032	CAGR (%)
Chewable & Dissolving Tablets	xx.xx	xx.xx	xx.xx	xx.xx	xx.xx	xx.xx	xx.xx
Swallowed Tablets & Caplets	xx.xx	xx.xx	xx.xx	xx.xx	xx.xx	xx.xx	xx.xx
Total	**xx.xx**	**xx.xx**	**xx.xx**	**xx.xx**	**xx.xx**	**xx.xx**	**xx.xx**

Table 425. Germany Digestive Enzyme Supplements Market Size, by Seller Channel, 2017-2032 (USD Thousand)

Seller Channel	2023	2024	2025	2026	2027	2032	CAGR (%)
Brand-Direct Sellers	xx.xx	xx.xx	xx.xx	xx.xx	xx.xx	xx.xx	xx.xx
General Merchandise & Grocery Retailers	xx.xx	xx.xx	xx.xx	xx.xx	xx.xx	xx.xx	xx.xx
Healthcare Practitioners & Clinics	xx.xx	xx.xx	xx.xx	xx.xx	xx.xx	xx.xx	xx.xx
Independent Direct Sellers	xx.xx	xx.xx	xx.xx	xx.xx	xx.xx	xx.xx	xx.xx
Pharmacies & Drugstores	xx.xx	xx.xx	xx.xx	xx.xx	xx.xx	xx.xx	xx.xx
Specialty Health & Nutrition Retailers	xx.xx	xx.xx	xx.xx	xx.xx	xx.xx	xx.xx	xx.xx
Total	**xx.xx**	**xx.xx**	**xx.xx**	**xx.xx**	**xx.xx**	**xx.xx**	**xx.xx**

Table 426. Germany Digestive Enzyme Supplements Market Size, by Purchase Mode, 2017-2032 (USD Thousand)

Purchase Mode	2023	2024	2025	2026	2027	2032	CAGR (%)
Digital Ordering	xx.xx	xx.xx	xx.xx	xx.xx	xx.xx	xx.xx	xx.xx
In-Person Ordering	xx.xx	xx.xx	xx.xx	xx.xx	xx.xx	xx.xx	xx.xx
Mail & Fax Ordering	xx.xx	xx.xx	xx.xx	xx.xx	xx.xx	xx.xx	xx.xx
Telephone Ordering	xx.xx	xx.xx	xx.xx	xx.xx	xx.xx	xx.xx	xx.xx
Total	**xx.xx**	**xx.xx**	**xx.xx**	**xx.xx**	**xx.xx**	**xx.xx**	**xx.xx**

Table 427. Germany Digestive Enzyme Supplements Market Size, by Enzyme Source, 2017-2032 (USD Thousand)

Enzyme Source	2023	2024	2025	2026	2027	2032	CAGR (%)
Animal-Origin Enzymes	xx.xx	xx.xx	xx.xx	xx.xx	xx.xx	xx.xx	xx.xx
Microbial-Origin Enzymes	xx.xx	xx.xx	xx.xx	xx.xx	xx.xx	xx.xx	xx.xx
Mixed-Origin Enzymes	xx.xx	xx.xx	xx.xx	xx.xx	xx.xx	xx.xx	xx.xx
Plant-Origin Enzymes	xx.xx	xx.xx	xx.xx	xx.xx	xx.xx	xx.xx	xx.xx
Total	**xx.xx**	**xx.xx**	**xx.xx**	**xx.xx**	**xx.xx**	**xx.xx**	**xx.xx**

Table 428. Germany Digestive Enzyme Supplements Market Size, by Regulatory Product Class, 2017-2032 (USD Thousand)

Regulatory Product Class	2023	2024	2025	2026	2027	2032	CAGR (%)
Dietary & Food Supplements	xx.xx	xx.xx	xx.xx	xx.xx	xx.xx	xx.xx	xx.xx
Listed Complementary Medicines	xx.xx	xx.xx	xx.xx	xx.xx	xx.xx	xx.xx	xx.xx
Natural Health Products	xx.xx	xx.xx	xx.xx	xx.xx	xx.xx	xx.xx	xx.xx
Registered Health Supplements	xx.xx	xx.xx	xx.xx	xx.xx	xx.xx	xx.xx	xx.xx
Total	**xx.xx**	**xx.xx**	**xx.xx**	**xx.xx**	**xx.xx**	**xx.xx**	**xx.xx**

19.6. France

Table 429. France Digestive Enzyme Supplements Market Size, 2017-2032 (USD Thousand)

Country	2023	2024	2025	2026	2027	2032	CAGR (%)
France	**xx.xx**	**xx.xx**	**xx.xx**	**xx.xx**	**xx.xx**	**xx.xx**	**xx.xx**

Table 430. France Digestive Enzyme Supplements Market Size, by Enzyme Composition, 2017-2032 (USD Thousand)

Enzyme Composition	2023	2024	2025	2026	2027	2032	CAGR (%)
Multi-Enzyme Blends	xx.xx	xx.xx	xx.xx	xx.xx	xx.xx	xx.xx	xx.xx
Single-Enzyme Supplements	xx.xx	xx.xx	xx.xx	xx.xx	xx.xx	xx.xx	xx.xx
Total	**xx.xx**	**xx.xx**	**xx.xx**	**xx.xx**	**xx.xx**	**xx.xx**	**xx.xx**

Table 431. France Digestive Enzyme Supplements Market Size, by Complementary Ingredients, 2017-2032 (USD Thousand)

Complementary Ingredients	2023	2024	2025	2026	2027	2032	CAGR (%)
Enzyme-Only Supplements	xx.xx	xx.xx	xx.xx	xx.xx	xx.xx	xx.xx	xx.xx
Microbiome-Support Combinations	xx.xx	xx.xx	xx.xx	xx.xx	xx.xx	xx.xx	xx.xx
Non-Microbiome Co-Active Combinations	xx.xx	xx.xx	xx.xx	xx.xx	xx.xx	xx.xx	xx.xx
Total	**xx.xx**	**xx.xx**	**xx.xx**	**xx.xx**	**xx.xx**	**xx.xx**	**xx.xx**

Table 432. France Digestive Enzyme Supplements Market Size, by Release Design, 2017-2032 (USD Thousand)

Release Design	2023	2024	2025	2026	2027	2032	CAGR (%)
Conventional Release	xx.xx	xx.xx	xx.xx	xx.xx	xx.xx	xx.xx	xx.xx
Delayed Release	xx.xx	xx.xx	xx.xx	xx.xx	xx.xx	xx.xx	xx.xx
Extended Release	xx.xx	xx.xx	xx.xx	xx.xx	xx.xx	xx.xx	xx.xx
Mixed-Release Presentations	xx.xx	xx.xx	xx.xx	xx.xx	xx.xx	xx.xx	xx.xx
Total	**xx.xx**	**xx.xx**	**xx.xx**	**xx.xx**	**xx.xx**	**xx.xx**	**xx.xx**

Table 433. France Digestive Enzyme Supplements Market Size, by Digestive Use, 2017-2032 (USD Thousand)

Digestive Use	2023	2024	2025	2026	2027	2032	CAGR (%)
Carbohydrate Digestion	xx.xx	xx.xx	xx.xx	xx.xx	xx.xx	xx.xx	xx.xx
Cross-Nutrient Digestion	xx.xx	xx.xx	xx.xx	xx.xx	xx.xx	xx.xx	xx.xx
Fat Digestion	xx.xx	xx.xx	xx.xx	xx.xx	xx.xx	xx.xx	xx.xx
General Meal Digestion	xx.xx	xx.xx	xx.xx	xx.xx	xx.xx	xx.xx	xx.xx
Protein Digestion	xx.xx	xx.xx	xx.xx	xx.xx	xx.xx	xx.xx	xx.xx
Total	**xx.xx**	**xx.xx**	**xx.xx**	**xx.xx**	**xx.xx**	**xx.xx**	**xx.xx**

Table 434. France Digestive Enzyme Supplements Market Size, by Carbohydrate Digestion, 2017-2032 (USD Thousand)

Carbohydrate Digestion	2023	2024	2025	2026	2027	2032	CAGR (%)
Broad Carbohydrate Digestion	xx.xx	xx.xx	xx.xx	xx.xx	xx.xx	xx.xx	xx.xx
Fiber & Oligosaccharide Digestion	xx.xx	xx.xx	xx.xx	xx.xx	xx.xx	xx.xx	xx.xx
Fructose Digestion	xx.xx	xx.xx	xx.xx	xx.xx	xx.xx	xx.xx	xx.xx
Lactose Digestion	xx.xx	xx.xx	xx.xx	xx.xx	xx.xx	xx.xx	xx.xx
Sucrose & Starch Digestion	xx.xx	xx.xx	xx.xx	xx.xx	xx.xx	xx.xx	xx.xx
Total	**xx.xx**	**xx.xx**	**xx.xx**	**xx.xx**	**xx.xx**	**xx.xx**	**xx.xx**

Table 435. France Digestive Enzyme Supplements Market Size, by Protein Digestion, 2017-2032 (USD Thousand)

Protein Digestion	2023	2024	2025	2026	2027	2032	CAGR (%)
General Protein Digestion	xx.xx	xx.xx	xx.xx	xx.xx	xx.xx	xx.xx	xx.xx
Gluten & Casein Digestion	xx.xx	xx.xx	xx.xx	xx.xx	xx.xx	xx.xx	xx.xx
Total	**xx.xx**	**xx.xx**	**xx.xx**	**xx.xx**	**xx.xx**	**xx.xx**	**xx.xx**

Table 436. France Digestive Enzyme Supplements Market Size, by Consumer Age Group, 2017-2032 (USD Thousand)

Consumer Age Group	2023	2024	2025	2026	2027	2032	CAGR (%)
Adult-Only	xx.xx	xx.xx	xx.xx	xx.xx	xx.xx	xx.xx	xx.xx
Multi-Age	xx.xx	xx.xx	xx.xx	xx.xx	xx.xx	xx.xx	xx.xx
Pediatric-Only	xx.xx	xx.xx	xx.xx	xx.xx	xx.xx	xx.xx	xx.xx
Total	**xx.xx**	**xx.xx**	**xx.xx**	**xx.xx**	**xx.xx**	**xx.xx**	**xx.xx**

Table 437. France Digestive Enzyme Supplements Market Size, by Oral Dosage Form, 2017-2032 (USD Thousand)

Oral Dosage Form	2023	2024	2025	2026	2027	2032	CAGR (%)
Capsules	xx.xx	xx.xx	xx.xx	xx.xx	xx.xx	xx.xx	xx.xx
Gummies	xx.xx	xx.xx	xx.xx	xx.xx	xx.xx	xx.xx	xx.xx
Oral Liquids	xx.xx	xx.xx	xx.xx	xx.xx	xx.xx	xx.xx	xx.xx
Powders & Granules	xx.xx	xx.xx	xx.xx	xx.xx	xx.xx	xx.xx	xx.xx
Tablets & Lozenges	xx.xx	xx.xx	xx.xx	xx.xx	xx.xx	xx.xx	xx.xx
Total	**xx.xx**	**xx.xx**	**xx.xx**	**xx.xx**	**xx.xx**	**xx.xx**	**xx.xx**

Table 438. France Digestive Enzyme Supplements Market Size, by Tablets & Lozenges, 2017-2032 (USD Thousand)

Tablets & Lozenges	2023	2024	2025	2026	2027	2032	CAGR (%)
Chewable & Dissolving Tablets	xx.xx	xx.xx	xx.xx	xx.xx	xx.xx	xx.xx	xx.xx
Swallowed Tablets & Caplets	xx.xx	xx.xx	xx.xx	xx.xx	xx.xx	xx.xx	xx.xx
Total	**xx.xx**	**xx.xx**	**xx.xx**	**xx.xx**	**xx.xx**	**xx.xx**	**xx.xx**

Table 439. France Digestive Enzyme Supplements Market Size, by Seller Channel, 2017-2032 (USD Thousand)

Seller Channel	2023	2024	2025	2026	2027	2032	CAGR (%)
Brand-Direct Sellers	xx.xx	xx.xx	xx.xx	xx.xx	xx.xx	xx.xx	xx.xx
General Merchandise & Grocery Retailers	xx.xx	xx.xx	xx.xx	xx.xx	xx.xx	xx.xx	xx.xx
Healthcare Practitioners & Clinics	xx.xx	xx.xx	xx.xx	xx.xx	xx.xx	xx.xx	xx.xx
Independent Direct Sellers	xx.xx	xx.xx	xx.xx	xx.xx	xx.xx	xx.xx	xx.xx
Pharmacies & Drugstores	xx.xx	xx.xx	xx.xx	xx.xx	xx.xx	xx.xx	xx.xx
Specialty Health & Nutrition Retailers	xx.xx	xx.xx	xx.xx	xx.xx	xx.xx	xx.xx	xx.xx
Total	**xx.xx**	**xx.xx**	**xx.xx**	**xx.xx**	**xx.xx**	**xx.xx**	**xx.xx**

Table 440. France Digestive Enzyme Supplements Market Size, by Purchase Mode, 2017-2032 (USD Thousand)

Purchase Mode	2023	2024	2025	2026	2027	2032	CAGR (%)
Digital Ordering	xx.xx	xx.xx	xx.xx	xx.xx	xx.xx	xx.xx	xx.xx
In-Person Ordering	xx.xx	xx.xx	xx.xx	xx.xx	xx.xx	xx.xx	xx.xx
Mail & Fax Ordering	xx.xx	xx.xx	xx.xx	xx.xx	xx.xx	xx.xx	xx.xx
Telephone Ordering	xx.xx	xx.xx	xx.xx	xx.xx	xx.xx	xx.xx	xx.xx
Total	**xx.xx**	**xx.xx**	**xx.xx**	**xx.xx**	**xx.xx**	**xx.xx**	**xx.xx**

Table 441. France Digestive Enzyme Supplements Market Size, by Enzyme Source, 2017-2032 (USD Thousand)

Enzyme Source	2023	2024	2025	2026	2027	2032	CAGR (%)
Animal-Origin Enzymes	xx.xx	xx.xx	xx.xx	xx.xx	xx.xx	xx.xx	xx.xx
Microbial-Origin Enzymes	xx.xx	xx.xx	xx.xx	xx.xx	xx.xx	xx.xx	xx.xx
Mixed-Origin Enzymes	xx.xx	xx.xx	xx.xx	xx.xx	xx.xx	xx.xx	xx.xx
Plant-Origin Enzymes	xx.xx	xx.xx	xx.xx	xx.xx	xx.xx	xx.xx	xx.xx
Total	**xx.xx**	**xx.xx**	**xx.xx**	**xx.xx**	**xx.xx**	**xx.xx**	**xx.xx**

Table 442. France Digestive Enzyme Supplements Market Size, by Regulatory Product Class, 2017-2032 (USD Thousand)

Regulatory Product Class	2023	2024	2025	2026	2027	2032	CAGR (%)
Dietary & Food Supplements	xx.xx	xx.xx	xx.xx	xx.xx	xx.xx	xx.xx	xx.xx
Listed Complementary Medicines	xx.xx	xx.xx	xx.xx	xx.xx	xx.xx	xx.xx	xx.xx
Natural Health Products	xx.xx	xx.xx	xx.xx	xx.xx	xx.xx	xx.xx	xx.xx
Registered Health Supplements	xx.xx	xx.xx	xx.xx	xx.xx	xx.xx	xx.xx	xx.xx
Total	**xx.xx**	**xx.xx**	**xx.xx**	**xx.xx**	**xx.xx**	**xx.xx**	**xx.xx**

19.7. United Kingdom

Table 443. United Kingdom Digestive Enzyme Supplements Market Size, 2017-2032 (USD Thousand)

Country	2023	2024	2025	2026	2027	2032	CAGR (%)
United Kingdom	**xx.xx**	**xx.xx**	**xx.xx**	**xx.xx**	**xx.xx**	**xx.xx**	**xx.xx**

Table 444. United Kingdom Digestive Enzyme Supplements Market Size, by Enzyme Composition, 2017-2032 (USD Thousand)

Enzyme Composition	2023	2024	2025	2026	2027	2032	CAGR (%)
Multi-Enzyme Blends	xx.xx	xx.xx	xx.xx	xx.xx	xx.xx	xx.xx	xx.xx
Single-Enzyme Supplements	xx.xx	xx.xx	xx.xx	xx.xx	xx.xx	xx.xx	xx.xx
Total	**xx.xx**	**xx.xx**	**xx.xx**	**xx.xx**	**xx.xx**	**xx.xx**	**xx.xx**

Table 445. United Kingdom Digestive Enzyme Supplements Market Size, by Complementary Ingredients, 2017-2032 (USD Thousand)

Complementary Ingredients	2023	2024	2025	2026	2027	2032	CAGR (%)
Enzyme-Only Supplements	xx.xx	xx.xx	xx.xx	xx.xx	xx.xx	xx.xx	xx.xx
Microbiome-Support Combinations	xx.xx	xx.xx	xx.xx	xx.xx	xx.xx	xx.xx	xx.xx
Non-Microbiome Co-Active Combinations	xx.xx	xx.xx	xx.xx	xx.xx	xx.xx	xx.xx	xx.xx
Total	**xx.xx**	**xx.xx**	**xx.xx**	**xx.xx**	**xx.xx**	**xx.xx**	**xx.xx**

Table 446. United Kingdom Digestive Enzyme Supplements Market Size, by Release Design, 2017-2032 (USD Thousand)

Release Design	2023	2024	2025	2026	2027	2032	CAGR (%)
Conventional Release	xx.xx	xx.xx	xx.xx	xx.xx	xx.xx	xx.xx	xx.xx
Delayed Release	xx.xx	xx.xx	xx.xx	xx.xx	xx.xx	xx.xx	xx.xx
Extended Release	xx.xx	xx.xx	xx.xx	xx.xx	xx.xx	xx.xx	xx.xx
Mixed-Release Presentations	xx.xx	xx.xx	xx.xx	xx.xx	xx.xx	xx.xx	xx.xx
Total	**xx.xx**	**xx.xx**	**xx.xx**	**xx.xx**	**xx.xx**	**xx.xx**	**xx.xx**

Table 447. United Kingdom Digestive Enzyme Supplements Market Size, by Digestive Use, 2017-2032 (USD Thousand)

Digestive Use	2023	2024	2025	2026	2027	2032	CAGR (%)
Carbohydrate Digestion	xx.xx	xx.xx	xx.xx	xx.xx	xx.xx	xx.xx	xx.xx
Cross-Nutrient Digestion	xx.xx	xx.xx	xx.xx	xx.xx	xx.xx	xx.xx	xx.xx
Fat Digestion	xx.xx	xx.xx	xx.xx	xx.xx	xx.xx	xx.xx	xx.xx
General Meal Digestion	xx.xx	xx.xx	xx.xx	xx.xx	xx.xx	xx.xx	xx.xx
Protein Digestion	xx.xx	xx.xx	xx.xx	xx.xx	xx.xx	xx.xx	xx.xx
Total	**xx.xx**	**xx.xx**	**xx.xx**	**xx.xx**	**xx.xx**	**xx.xx**	**xx.xx**

Table 448. United Kingdom Digestive Enzyme Supplements Market Size, by Carbohydrate Digestion, 2017-2032 (USD Thousand)

Carbohydrate Digestion	2023	2024	2025	2026	2027	2032	CAGR (%)
Broad Carbohydrate Digestion	xx.xx	xx.xx	xx.xx	xx.xx	xx.xx	xx.xx	xx.xx
Fiber & Oligosaccharide Digestion	xx.xx	xx.xx	xx.xx	xx.xx	xx.xx	xx.xx	xx.xx
Fructose Digestion	xx.xx	xx.xx	xx.xx	xx.xx	xx.xx	xx.xx	xx.xx
Lactose Digestion	xx.xx	xx.xx	xx.xx	xx.xx	xx.xx	xx.xx	xx.xx
Sucrose & Starch Digestion	xx.xx	xx.xx	xx.xx	xx.xx	xx.xx	xx.xx	xx.xx
Total	**xx.xx**	**xx.xx**	**xx.xx**	**xx.xx**	**xx.xx**	**xx.xx**	**xx.xx**

Table 449. United Kingdom Digestive Enzyme Supplements Market Size, by Protein Digestion, 2017-2032 (USD Thousand)

Protein Digestion	2023	2024	2025	2026	2027	2032	CAGR (%)
General Protein Digestion	xx.xx	xx.xx	xx.xx	xx.xx	xx.xx	xx.xx	xx.xx
Gluten & Casein Digestion	xx.xx	xx.xx	xx.xx	xx.xx	xx.xx	xx.xx	xx.xx
Total	**xx.xx**	**xx.xx**	**xx.xx**	**xx.xx**	**xx.xx**	**xx.xx**	**xx.xx**

Table 450. United Kingdom Digestive Enzyme Supplements Market Size, by Consumer Age Group, 2017-2032 (USD Thousand)

Consumer Age Group	2023	2024	2025	2026	2027	2032	CAGR (%)
Adult-Only	xx.xx	xx.xx	xx.xx	xx.xx	xx.xx	xx.xx	xx.xx
Multi-Age	xx.xx	xx.xx	xx.xx	xx.xx	xx.xx	xx.xx	xx.xx
Pediatric-Only	xx.xx	xx.xx	xx.xx	xx.xx	xx.xx	xx.xx	xx.xx
Total	**xx.xx**	**xx.xx**	**xx.xx**	**xx.xx**	**xx.xx**	**xx.xx**	**xx.xx**

Table 451. United Kingdom Digestive Enzyme Supplements Market Size, by Oral Dosage Form, 2017-2032 (USD Thousand)

Oral Dosage Form	2023	2024	2025	2026	2027	2032	CAGR (%)
Capsules	xx.xx	xx.xx	xx.xx	xx.xx	xx.xx	xx.xx	xx.xx
Gummies	xx.xx	xx.xx	xx.xx	xx.xx	xx.xx	xx.xx	xx.xx
Oral Liquids	xx.xx	xx.xx	xx.xx	xx.xx	xx.xx	xx.xx	xx.xx
Powders & Granules	xx.xx	xx.xx	xx.xx	xx.xx	xx.xx	xx.xx	xx.xx
Tablets & Lozenges	xx.xx	xx.xx	xx.xx	xx.xx	xx.xx	xx.xx	xx.xx
Total	**xx.xx**	**xx.xx**	**xx.xx**	**xx.xx**	**xx.xx**	**xx.xx**	**xx.xx**

Table 452. United Kingdom Digestive Enzyme Supplements Market Size, by Tablets & Lozenges, 2017-2032 (USD Thousand)

Tablets & Lozenges	2023	2024	2025	2026	2027	2032	CAGR (%)
Chewable & Dissolving Tablets	xx.xx	xx.xx	xx.xx	xx.xx	xx.xx	xx.xx	xx.xx
Swallowed Tablets & Caplets	xx.xx	xx.xx	xx.xx	xx.xx	xx.xx	xx.xx	xx.xx
Total	**xx.xx**	**xx.xx**	**xx.xx**	**xx.xx**	**xx.xx**	**xx.xx**	**xx.xx**

Table 453. United Kingdom Digestive Enzyme Supplements Market Size, by Seller Channel, 2017-2032 (USD Thousand)

Seller Channel	2023	2024	2025	2026	2027	2032	CAGR (%)
Brand-Direct Sellers	xx.xx	xx.xx	xx.xx	xx.xx	xx.xx	xx.xx	xx.xx
General Merchandise & Grocery Retailers	xx.xx	xx.xx	xx.xx	xx.xx	xx.xx	xx.xx	xx.xx
Healthcare Practitioners & Clinics	xx.xx	xx.xx	xx.xx	xx.xx	xx.xx	xx.xx	xx.xx
Independent Direct Sellers	xx.xx	xx.xx	xx.xx	xx.xx	xx.xx	xx.xx	xx.xx
Pharmacies & Drugstores	xx.xx	xx.xx	xx.xx	xx.xx	xx.xx	xx.xx	xx.xx
Specialty Health & Nutrition Retailers	xx.xx	xx.xx	xx.xx	xx.xx	xx.xx	xx.xx	xx.xx
Total	**xx.xx**	**xx.xx**	**xx.xx**	**xx.xx**	**xx.xx**	**xx.xx**	**xx.xx**

Table 454. United Kingdom Digestive Enzyme Supplements Market Size, by Purchase Mode, 2017-2032 (USD Thousand)

Purchase Mode	2023	2024	2025	2026	2027	2032	CAGR (%)
Digital Ordering	xx.xx	xx.xx	xx.xx	xx.xx	xx.xx	xx.xx	xx.xx
In-Person Ordering	xx.xx	xx.xx	xx.xx	xx.xx	xx.xx	xx.xx	xx.xx
Mail & Fax Ordering	xx.xx	xx.xx	xx.xx	xx.xx	xx.xx	xx.xx	xx.xx
Telephone Ordering	xx.xx	xx.xx	xx.xx	xx.xx	xx.xx	xx.xx	xx.xx
Total	**xx.xx**	**xx.xx**	**xx.xx**	**xx.xx**	**xx.xx**	**xx.xx**	**xx.xx**

Table 455. United Kingdom Digestive Enzyme Supplements Market Size, by Enzyme Source, 2017-2032 (USD Thousand)

Enzyme Source	2023	2024	2025	2026	2027	2032	CAGR (%)
Animal-Origin Enzymes	xx.xx	xx.xx	xx.xx	xx.xx	xx.xx	xx.xx	xx.xx
Microbial-Origin Enzymes	xx.xx	xx.xx	xx.xx	xx.xx	xx.xx	xx.xx	xx.xx
Mixed-Origin Enzymes	xx.xx	xx.xx	xx.xx	xx.xx	xx.xx	xx.xx	xx.xx
Plant-Origin Enzymes	xx.xx	xx.xx	xx.xx	xx.xx	xx.xx	xx.xx	xx.xx
Total	**xx.xx**	**xx.xx**	**xx.xx**	**xx.xx**	**xx.xx**	**xx.xx**	**xx.xx**

Table 456. United Kingdom Digestive Enzyme Supplements Market Size, by Regulatory Product Class, 2017-2032 (USD Thousand)

Regulatory Product Class	2023	2024	2025	2026	2027	2032	CAGR (%)
Dietary & Food Supplements	xx.xx	xx.xx	xx.xx	xx.xx	xx.xx	xx.xx	xx.xx
Listed Complementary Medicines	xx.xx	xx.xx	xx.xx	xx.xx	xx.xx	xx.xx	xx.xx
Natural Health Products	xx.xx	xx.xx	xx.xx	xx.xx	xx.xx	xx.xx	xx.xx
Registered Health Supplements	xx.xx	xx.xx	xx.xx	xx.xx	xx.xx	xx.xx	xx.xx
Total	**xx.xx**	**xx.xx**	**xx.xx**	**xx.xx**	**xx.xx**	**xx.xx**	**xx.xx**

19.8. Italy

Table 457. Italy Digestive Enzyme Supplements Market Size, 2017-2032 (USD Thousand)

Country	2023	2024	2025	2026	2027	2032	CAGR (%)
Italy	**xx.xx**	**xx.xx**	**xx.xx**	**xx.xx**	**xx.xx**	**xx.xx**	**xx.xx**

Table 458. Italy Digestive Enzyme Supplements Market Size, by Enzyme Composition, 2017-2032 (USD Thousand)

Enzyme Composition	2023	2024	2025	2026	2027	2032	CAGR (%)
Multi-Enzyme Blends	xx.xx	xx.xx	xx.xx	xx.xx	xx.xx	xx.xx	xx.xx
Single-Enzyme Supplements	xx.xx	xx.xx	xx.xx	xx.xx	xx.xx	xx.xx	xx.xx
Total	**xx.xx**	**xx.xx**	**xx.xx**	**xx.xx**	**xx.xx**	**xx.xx**	**xx.xx**

Table 459. Italy Digestive Enzyme Supplements Market Size, by Complementary Ingredients, 2017-2032 (USD Thousand)

Complementary Ingredients	2023	2024	2025	2026	2027	2032	CAGR (%)
Enzyme-Only Supplements	xx.xx	xx.xx	xx.xx	xx.xx	xx.xx	xx.xx	xx.xx
Microbiome-Support Combinations	xx.xx	xx.xx	xx.xx	xx.xx	xx.xx	xx.xx	xx.xx
Non-Microbiome Co-Active Combinations	xx.xx	xx.xx	xx.xx	xx.xx	xx.xx	xx.xx	xx.xx
Total	**xx.xx**	**xx.xx**	**xx.xx**	**xx.xx**	**xx.xx**	**xx.xx**	**xx.xx**

Table 460. Italy Digestive Enzyme Supplements Market Size, by Release Design, 2017-2032 (USD Thousand)

Release Design	2023	2024	2025	2026	2027	2032	CAGR (%)
Conventional Release	xx.xx	xx.xx	xx.xx	xx.xx	xx.xx	xx.xx	xx.xx
Delayed Release	xx.xx	xx.xx	xx.xx	xx.xx	xx.xx	xx.xx	xx.xx
Extended Release	xx.xx	xx.xx	xx.xx	xx.xx	xx.xx	xx.xx	xx.xx
Mixed-Release Presentations	xx.xx	xx.xx	xx.xx	xx.xx	xx.xx	xx.xx	xx.xx
Total	**xx.xx**	**xx.xx**	**xx.xx**	**xx.xx**	**xx.xx**	**xx.xx**	**xx.xx**

Table 461. Italy Digestive Enzyme Supplements Market Size, by Digestive Use, 2017-2032 (USD Thousand)

Digestive Use	2023	2024	2025	2026	2027	2032	CAGR (%)
Carbohydrate Digestion	xx.xx	xx.xx	xx.xx	xx.xx	xx.xx	xx.xx	xx.xx
Cross-Nutrient Digestion	xx.xx	xx.xx	xx.xx	xx.xx	xx.xx	xx.xx	xx.xx
Fat Digestion	xx.xx	xx.xx	xx.xx	xx.xx	xx.xx	xx.xx	xx.xx
General Meal Digestion	xx.xx	xx.xx	xx.xx	xx.xx	xx.xx	xx.xx	xx.xx
Protein Digestion	xx.xx	xx.xx	xx.xx	xx.xx	xx.xx	xx.xx	xx.xx
Total	**xx.xx**	**xx.xx**	**xx.xx**	**xx.xx**	**xx.xx**	**xx.xx**	**xx.xx**

Table 462. Italy Digestive Enzyme Supplements Market Size, by Carbohydrate Digestion, 2017-2032 (USD Thousand)

Carbohydrate Digestion	2023	2024	2025	2026	2027	2032	CAGR (%)
Broad Carbohydrate Digestion	xx.xx	xx.xx	xx.xx	xx.xx	xx.xx	xx.xx	xx.xx
Fiber & Oligosaccharide Digestion	xx.xx	xx.xx	xx.xx	xx.xx	xx.xx	xx.xx	xx.xx
Fructose Digestion	xx.xx	xx.xx	xx.xx	xx.xx	xx.xx	xx.xx	xx.xx
Lactose Digestion	xx.xx	xx.xx	xx.xx	xx.xx	xx.xx	xx.xx	xx.xx
Sucrose & Starch Digestion	xx.xx	xx.xx	xx.xx	xx.xx	xx.xx	xx.xx	xx.xx
Total	**xx.xx**	**xx.xx**	**xx.xx**	**xx.xx**	**xx.xx**	**xx.xx**	**xx.xx**

Table 463. Italy Digestive Enzyme Supplements Market Size, by Protein Digestion, 2017-2032 (USD Thousand)

Protein Digestion	2023	2024	2025	2026	2027	2032	CAGR (%)
General Protein Digestion	xx.xx	xx.xx	xx.xx	xx.xx	xx.xx	xx.xx	xx.xx
Gluten & Casein Digestion	xx.xx	xx.xx	xx.xx	xx.xx	xx.xx	xx.xx	xx.xx
Total	**xx.xx**	**xx.xx**	**xx.xx**	**xx.xx**	**xx.xx**	**xx.xx**	**xx.xx**

Table 464. Italy Digestive Enzyme Supplements Market Size, by Consumer Age Group, 2017-2032 (USD Thousand)

Consumer Age Group	2023	2024	2025	2026	2027	2032	CAGR (%)
Adult-Only	xx.xx	xx.xx	xx.xx	xx.xx	xx.xx	xx.xx	xx.xx
Multi-Age	xx.xx	xx.xx	xx.xx	xx.xx	xx.xx	xx.xx	xx.xx
Pediatric-Only	xx.xx	xx.xx	xx.xx	xx.xx	xx.xx	xx.xx	xx.xx
Total	**xx.xx**	**xx.xx**	**xx.xx**	**xx.xx**	**xx.xx**	**xx.xx**	**xx.xx**

Table 465. Italy Digestive Enzyme Supplements Market Size, by Oral Dosage Form, 2017-2032 (USD Thousand)

Oral Dosage Form	2023	2024	2025	2026	2027	2032	CAGR (%)
Capsules	xx.xx	xx.xx	xx.xx	xx.xx	xx.xx	xx.xx	xx.xx
Gummies	xx.xx	xx.xx	xx.xx	xx.xx	xx.xx	xx.xx	xx.xx
Oral Liquids	xx.xx	xx.xx	xx.xx	xx.xx	xx.xx	xx.xx	xx.xx
Powders & Granules	xx.xx	xx.xx	xx.xx	xx.xx	xx.xx	xx.xx	xx.xx
Tablets & Lozenges	xx.xx	xx.xx	xx.xx	xx.xx	xx.xx	xx.xx	xx.xx
Total	**xx.xx**	**xx.xx**	**xx.xx**	**xx.xx**	**xx.xx**	**xx.xx**	**xx.xx**

Table 466. Italy Digestive Enzyme Supplements Market Size, by Tablets & Lozenges, 2017-2032 (USD Thousand)

Tablets & Lozenges	2023	2024	2025	2026	2027	2032	CAGR (%)
Chewable & Dissolving Tablets	xx.xx	xx.xx	xx.xx	xx.xx	xx.xx	xx.xx	xx.xx
Swallowed Tablets & Caplets	xx.xx	xx.xx	xx.xx	xx.xx	xx.xx	xx.xx	xx.xx
Total	**xx.xx**	**xx.xx**	**xx.xx**	**xx.xx**	**xx.xx**	**xx.xx**	**xx.xx**

Table 467. Italy Digestive Enzyme Supplements Market Size, by Seller Channel, 2017-2032 (USD Thousand)

Seller Channel	2023	2024	2025	2026	2027	2032	CAGR (%)
Brand-Direct Sellers	xx.xx	xx.xx	xx.xx	xx.xx	xx.xx	xx.xx	xx.xx
General Merchandise & Grocery Retailers	xx.xx	xx.xx	xx.xx	xx.xx	xx.xx	xx.xx	xx.xx
Healthcare Practitioners & Clinics	xx.xx	xx.xx	xx.xx	xx.xx	xx.xx	xx.xx	xx.xx
Independent Direct Sellers	xx.xx	xx.xx	xx.xx	xx.xx	xx.xx	xx.xx	xx.xx
Pharmacies & Drugstores	xx.xx	xx.xx	xx.xx	xx.xx	xx.xx	xx.xx	xx.xx
Specialty Health & Nutrition Retailers	xx.xx	xx.xx	xx.xx	xx.xx	xx.xx	xx.xx	xx.xx
Total	**xx.xx**	**xx.xx**	**xx.xx**	**xx.xx**	**xx.xx**	**xx.xx**	**xx.xx**

Table 468. Italy Digestive Enzyme Supplements Market Size, by Purchase Mode, 2017-2032 (USD Thousand)

Purchase Mode	2023	2024	2025	2026	2027	2032	CAGR (%)
Digital Ordering	xx.xx	xx.xx	xx.xx	xx.xx	xx.xx	xx.xx	xx.xx
In-Person Ordering	xx.xx	xx.xx	xx.xx	xx.xx	xx.xx	xx.xx	xx.xx
Mail & Fax Ordering	xx.xx	xx.xx	xx.xx	xx.xx	xx.xx	xx.xx	xx.xx
Telephone Ordering	xx.xx	xx.xx	xx.xx	xx.xx	xx.xx	xx.xx	xx.xx
Total	**xx.xx**	**xx.xx**	**xx.xx**	**xx.xx**	**xx.xx**	**xx.xx**	**xx.xx**

Table 469. Italy Digestive Enzyme Supplements Market Size, by Enzyme Source, 2017-2032 (USD Thousand)

Enzyme Source	2023	2024	2025	2026	2027	2032	CAGR (%)
Animal-Origin Enzymes	xx.xx	xx.xx	xx.xx	xx.xx	xx.xx	xx.xx	xx.xx
Microbial-Origin Enzymes	xx.xx	xx.xx	xx.xx	xx.xx	xx.xx	xx.xx	xx.xx
Mixed-Origin Enzymes	xx.xx	xx.xx	xx.xx	xx.xx	xx.xx	xx.xx	xx.xx
Plant-Origin Enzymes	xx.xx	xx.xx	xx.xx	xx.xx	xx.xx	xx.xx	xx.xx
Total	**xx.xx**	**xx.xx**	**xx.xx**	**xx.xx**	**xx.xx**	**xx.xx**	**xx.xx**

Table 470. Italy Digestive Enzyme Supplements Market Size, by Regulatory Product Class, 2017-2032 (USD Thousand)

Regulatory Product Class	2023	2024	2025	2026	2027	2032	CAGR (%)
Dietary & Food Supplements	xx.xx	xx.xx	xx.xx	xx.xx	xx.xx	xx.xx	xx.xx
Listed Complementary Medicines	xx.xx	xx.xx	xx.xx	xx.xx	xx.xx	xx.xx	xx.xx
Natural Health Products	xx.xx	xx.xx	xx.xx	xx.xx	xx.xx	xx.xx	xx.xx
Registered Health Supplements	xx.xx	xx.xx	xx.xx	xx.xx	xx.xx	xx.xx	xx.xx
Total	**xx.xx**	**xx.xx**	**xx.xx**	**xx.xx**	**xx.xx**	**xx.xx**	**xx.xx**

19.9. Brazil

Table 471. Brazil Digestive Enzyme Supplements Market Size, 2017-2032 (USD Thousand)

Country	2023	2024	2025	2026	2027	2032	CAGR (%)
Brazil	**xx.xx**	**xx.xx**	**xx.xx**	**xx.xx**	**xx.xx**	**xx.xx**	**xx.xx**

Table 472. Brazil Digestive Enzyme Supplements Market Size, by Enzyme Composition, 2017-2032 (USD Thousand)

Enzyme Composition	2023	2024	2025	2026	2027	2032	CAGR (%)
Multi-Enzyme Blends	xx.xx	xx.xx	xx.xx	xx.xx	xx.xx	xx.xx	xx.xx
Single-Enzyme Supplements	xx.xx	xx.xx	xx.xx	xx.xx	xx.xx	xx.xx	xx.xx
Total	**xx.xx**	**xx.xx**	**xx.xx**	**xx.xx**	**xx.xx**	**xx.xx**	**xx.xx**

Table 473. Brazil Digestive Enzyme Supplements Market Size, by Complementary Ingredients, 2017-2032 (USD Thousand)

Complementary Ingredients	2023	2024	2025	2026	2027	2032	CAGR (%)
Enzyme-Only Supplements	xx.xx	xx.xx	xx.xx	xx.xx	xx.xx	xx.xx	xx.xx
Microbiome-Support Combinations	xx.xx	xx.xx	xx.xx	xx.xx	xx.xx	xx.xx	xx.xx
Non-Microbiome Co-Active Combinations	xx.xx	xx.xx	xx.xx	xx.xx	xx.xx	xx.xx	xx.xx
Total	**xx.xx**	**xx.xx**	**xx.xx**	**xx.xx**	**xx.xx**	**xx.xx**	**xx.xx**

Table 474. Brazil Digestive Enzyme Supplements Market Size, by Release Design, 2017-2032 (USD Thousand)

Release Design	2023	2024	2025	2026	2027	2032	CAGR (%)
Conventional Release	xx.xx	xx.xx	xx.xx	xx.xx	xx.xx	xx.xx	xx.xx
Delayed Release	xx.xx	xx.xx	xx.xx	xx.xx	xx.xx	xx.xx	xx.xx
Extended Release	xx.xx	xx.xx	xx.xx	xx.xx	xx.xx	xx.xx	xx.xx
Mixed-Release Presentations	xx.xx	xx.xx	xx.xx	xx.xx	xx.xx	xx.xx	xx.xx
Total	**xx.xx**	**xx.xx**	**xx.xx**	**xx.xx**	**xx.xx**	**xx.xx**	**xx.xx**

Table 475. Brazil Digestive Enzyme Supplements Market Size, by Digestive Use, 2017-2032 (USD Thousand)

Digestive Use	2023	2024	2025	2026	2027	2032	CAGR (%)
Carbohydrate Digestion	xx.xx	xx.xx	xx.xx	xx.xx	xx.xx	xx.xx	xx.xx
Cross-Nutrient Digestion	xx.xx	xx.xx	xx.xx	xx.xx	xx.xx	xx.xx	xx.xx
Fat Digestion	xx.xx	xx.xx	xx.xx	xx.xx	xx.xx	xx.xx	xx.xx
General Meal Digestion	xx.xx	xx.xx	xx.xx	xx.xx	xx.xx	xx.xx	xx.xx
Protein Digestion	xx.xx	xx.xx	xx.xx	xx.xx	xx.xx	xx.xx	xx.xx
Total	**xx.xx**	**xx.xx**	**xx.xx**	**xx.xx**	**xx.xx**	**xx.xx**	**xx.xx**

Table 476. Brazil Digestive Enzyme Supplements Market Size, by Carbohydrate Digestion, 2017-2032 (USD Thousand)

Carbohydrate Digestion	2023	2024	2025	2026	2027	2032	CAGR (%)
Broad Carbohydrate Digestion	xx.xx	xx.xx	xx.xx	xx.xx	xx.xx	xx.xx	xx.xx
Fiber & Oligosaccharide Digestion	xx.xx	xx.xx	xx.xx	xx.xx	xx.xx	xx.xx	xx.xx
Fructose Digestion	xx.xx	xx.xx	xx.xx	xx.xx	xx.xx	xx.xx	xx.xx
Lactose Digestion	xx.xx	xx.xx	xx.xx	xx.xx	xx.xx	xx.xx	xx.xx
Sucrose & Starch Digestion	xx.xx	xx.xx	xx.xx	xx.xx	xx.xx	xx.xx	xx.xx
Total	**xx.xx**	**xx.xx**	**xx.xx**	**xx.xx**	**xx.xx**	**xx.xx**	**xx.xx**

Table 477. Brazil Digestive Enzyme Supplements Market Size, by Protein Digestion, 2017-2032 (USD Thousand)

Protein Digestion	2023	2024	2025	2026	2027	2032	CAGR (%)
General Protein Digestion	xx.xx	xx.xx	xx.xx	xx.xx	xx.xx	xx.xx	xx.xx
Gluten & Casein Digestion	xx.xx	xx.xx	xx.xx	xx.xx	xx.xx	xx.xx	xx.xx
Total	**xx.xx**	**xx.xx**	**xx.xx**	**xx.xx**	**xx.xx**	**xx.xx**	**xx.xx**

Table 478. Brazil Digestive Enzyme Supplements Market Size, by Consumer Age Group, 2017-2032 (USD Thousand)

Consumer Age Group	2023	2024	2025	2026	2027	2032	CAGR (%)
Adult-Only	xx.xx	xx.xx	xx.xx	xx.xx	xx.xx	xx.xx	xx.xx
Multi-Age	xx.xx	xx.xx	xx.xx	xx.xx	xx.xx	xx.xx	xx.xx
Pediatric-Only	xx.xx	xx.xx	xx.xx	xx.xx	xx.xx	xx.xx	xx.xx
Total	**xx.xx**	**xx.xx**	**xx.xx**	**xx.xx**	**xx.xx**	**xx.xx**	**xx.xx**

Table 479. Brazil Digestive Enzyme Supplements Market Size, by Oral Dosage Form, 2017-2032 (USD Thousand)

Oral Dosage Form	2023	2024	2025	2026	2027	2032	CAGR (%)
Capsules	xx.xx	xx.xx	xx.xx	xx.xx	xx.xx	xx.xx	xx.xx
Gummies	xx.xx	xx.xx	xx.xx	xx.xx	xx.xx	xx.xx	xx.xx
Oral Liquids	xx.xx	xx.xx	xx.xx	xx.xx	xx.xx	xx.xx	xx.xx
Powders & Granules	xx.xx	xx.xx	xx.xx	xx.xx	xx.xx	xx.xx	xx.xx
Tablets & Lozenges	xx.xx	xx.xx	xx.xx	xx.xx	xx.xx	xx.xx	xx.xx
Total	**xx.xx**	**xx.xx**	**xx.xx**	**xx.xx**	**xx.xx**	**xx.xx**	**xx.xx**

Table 480. Brazil Digestive Enzyme Supplements Market Size, by Tablets & Lozenges, 2017-2032 (USD Thousand)

Tablets & Lozenges	2023	2024	2025	2026	2027	2032	CAGR (%)
Chewable & Dissolving Tablets	xx.xx	xx.xx	xx.xx	xx.xx	xx.xx	xx.xx	xx.xx
Swallowed Tablets & Caplets	xx.xx	xx.xx	xx.xx	xx.xx	xx.xx	xx.xx	xx.xx
Total	**xx.xx**	**xx.xx**	**xx.xx**	**xx.xx**	**xx.xx**	**xx.xx**	**xx.xx**

Table 481. Brazil Digestive Enzyme Supplements Market Size, by Seller Channel, 2017-2032 (USD Thousand)

Seller Channel	2023	2024	2025	2026	2027	2032	CAGR (%)
Brand-Direct Sellers	xx.xx	xx.xx	xx.xx	xx.xx	xx.xx	xx.xx	xx.xx
General Merchandise & Grocery Retailers	xx.xx	xx.xx	xx.xx	xx.xx	xx.xx	xx.xx	xx.xx
Healthcare Practitioners & Clinics	xx.xx	xx.xx	xx.xx	xx.xx	xx.xx	xx.xx	xx.xx
Independent Direct Sellers	xx.xx	xx.xx	xx.xx	xx.xx	xx.xx	xx.xx	xx.xx
Pharmacies & Drugstores	xx.xx	xx.xx	xx.xx	xx.xx	xx.xx	xx.xx	xx.xx
Specialty Health & Nutrition Retailers	xx.xx	xx.xx	xx.xx	xx.xx	xx.xx	xx.xx	xx.xx
Total	**xx.xx**	**xx.xx**	**xx.xx**	**xx.xx**	**xx.xx**	**xx.xx**	**xx.xx**

Table 482. Brazil Digestive Enzyme Supplements Market Size, by Purchase Mode, 2017-2032 (USD Thousand)

Purchase Mode	2023	2024	2025	2026	2027	2032	CAGR (%)
Digital Ordering	xx.xx	xx.xx	xx.xx	xx.xx	xx.xx	xx.xx	xx.xx
In-Person Ordering	xx.xx	xx.xx	xx.xx	xx.xx	xx.xx	xx.xx	xx.xx
Mail & Fax Ordering	xx.xx	xx.xx	xx.xx	xx.xx	xx.xx	xx.xx	xx.xx
Telephone Ordering	xx.xx	xx.xx	xx.xx	xx.xx	xx.xx	xx.xx	xx.xx
Total	**xx.xx**	**xx.xx**	**xx.xx**	**xx.xx**	**xx.xx**	**xx.xx**	**xx.xx**

Table 483. Brazil Digestive Enzyme Supplements Market Size, by Enzyme Source, 2017-2032 (USD Thousand)

Enzyme Source	2023	2024	2025	2026	2027	2032	CAGR (%)
Animal-Origin Enzymes	xx.xx	xx.xx	xx.xx	xx.xx	xx.xx	xx.xx	xx.xx
Microbial-Origin Enzymes	xx.xx	xx.xx	xx.xx	xx.xx	xx.xx	xx.xx	xx.xx
Mixed-Origin Enzymes	xx.xx	xx.xx	xx.xx	xx.xx	xx.xx	xx.xx	xx.xx
Plant-Origin Enzymes	xx.xx	xx.xx	xx.xx	xx.xx	xx.xx	xx.xx	xx.xx
Total	**xx.xx**	**xx.xx**	**xx.xx**	**xx.xx**	**xx.xx**	**xx.xx**	**xx.xx**

Table 484. Brazil Digestive Enzyme Supplements Market Size, by Regulatory Product Class, 2017-2032 (USD Thousand)

Regulatory Product Class	2023	2024	2025	2026	2027	2032	CAGR (%)
Dietary & Food Supplements	xx.xx	xx.xx	xx.xx	xx.xx	xx.xx	xx.xx	xx.xx
Listed Complementary Medicines	xx.xx	xx.xx	xx.xx	xx.xx	xx.xx	xx.xx	xx.xx
Natural Health Products	xx.xx	xx.xx	xx.xx	xx.xx	xx.xx	xx.xx	xx.xx
Registered Health Supplements	xx.xx	xx.xx	xx.xx	xx.xx	xx.xx	xx.xx	xx.xx
Total	**xx.xx**	**xx.xx**	**xx.xx**	**xx.xx**	**xx.xx**	**xx.xx**	**xx.xx**

19.10. South Korea

Table 485. South Korea Digestive Enzyme Supplements Market Size, 2017-2032 (USD Thousand)

Country	2023	2024	2025	2026	2027	2032	CAGR (%)
South Korea	**xx.xx**	**xx.xx**	**xx.xx**	**xx.xx**	**xx.xx**	**xx.xx**	**xx.xx**

Table 486. South Korea Digestive Enzyme Supplements Market Size, by Enzyme Composition, 2017-2032 (USD Thousand)

Enzyme Composition	2023	2024	2025	2026	2027	2032	CAGR (%)
Multi-Enzyme Blends	xx.xx	xx.xx	xx.xx	xx.xx	xx.xx	xx.xx	xx.xx
Single-Enzyme Supplements	xx.xx	xx.xx	xx.xx	xx.xx	xx.xx	xx.xx	xx.xx
Total	**xx.xx**	**xx.xx**	**xx.xx**	**xx.xx**	**xx.xx**	**xx.xx**	**xx.xx**

Table 487. South Korea Digestive Enzyme Supplements Market Size, by Complementary Ingredients, 2017-2032 (USD Thousand)

Complementary Ingredients	2023	2024	2025	2026	2027	2032	CAGR (%)
Enzyme-Only Supplements	xx.xx	xx.xx	xx.xx	xx.xx	xx.xx	xx.xx	xx.xx
Microbiome-Support Combinations	xx.xx	xx.xx	xx.xx	xx.xx	xx.xx	xx.xx	xx.xx
Non-Microbiome Co-Active Combinations	xx.xx	xx.xx	xx.xx	xx.xx	xx.xx	xx.xx	xx.xx
Total	**xx.xx**	**xx.xx**	**xx.xx**	**xx.xx**	**xx.xx**	**xx.xx**	**xx.xx**

Table 488. South Korea Digestive Enzyme Supplements Market Size, by Release Design, 2017-2032 (USD Thousand)

Release Design	2023	2024	2025	2026	2027	2032	CAGR (%)
Conventional Release	xx.xx	xx.xx	xx.xx	xx.xx	xx.xx	xx.xx	xx.xx
Delayed Release	xx.xx	xx.xx	xx.xx	xx.xx	xx.xx	xx.xx	xx.xx
Extended Release	xx.xx	xx.xx	xx.xx	xx.xx	xx.xx	xx.xx	xx.xx
Mixed-Release Presentations	xx.xx	xx.xx	xx.xx	xx.xx	xx.xx	xx.xx	xx.xx
Total	**xx.xx**	**xx.xx**	**xx.xx**	**xx.xx**	**xx.xx**	**xx.xx**	**xx.xx**

Table 489. South Korea Digestive Enzyme Supplements Market Size, by Digestive Use, 2017-2032 (USD Thousand)

Digestive Use	2023	2024	2025	2026	2027	2032	CAGR (%)
Carbohydrate Digestion	xx.xx	xx.xx	xx.xx	xx.xx	xx.xx	xx.xx	xx.xx
Cross-Nutrient Digestion	xx.xx	xx.xx	xx.xx	xx.xx	xx.xx	xx.xx	xx.xx
Fat Digestion	xx.xx	xx.xx	xx.xx	xx.xx	xx.xx	xx.xx	xx.xx
General Meal Digestion	xx.xx	xx.xx	xx.xx	xx.xx	xx.xx	xx.xx	xx.xx
Protein Digestion	xx.xx	xx.xx	xx.xx	xx.xx	xx.xx	xx.xx	xx.xx
Total	**xx.xx**	**xx.xx**	**xx.xx**	**xx.xx**	**xx.xx**	**xx.xx**	**xx.xx**

Table 490. South Korea Digestive Enzyme Supplements Market Size, by Carbohydrate Digestion, 2017-2032 (USD Thousand)

Carbohydrate Digestion	2023	2024	2025	2026	2027	2032	CAGR (%)
Broad Carbohydrate Digestion	xx.xx	xx.xx	xx.xx	xx.xx	xx.xx	xx.xx	xx.xx
Fiber & Oligosaccharide Digestion	xx.xx	xx.xx	xx.xx	xx.xx	xx.xx	xx.xx	xx.xx
Fructose Digestion	xx.xx	xx.xx	xx.xx	xx.xx	xx.xx	xx.xx	xx.xx
Lactose Digestion	xx.xx	xx.xx	xx.xx	xx.xx	xx.xx	xx.xx	xx.xx
Sucrose & Starch Digestion	xx.xx	xx.xx	xx.xx	xx.xx	xx.xx	xx.xx	xx.xx
Total	**xx.xx**	**xx.xx**	**xx.xx**	**xx.xx**	**xx.xx**	**xx.xx**	**xx.xx**

Table 491. South Korea Digestive Enzyme Supplements Market Size, by Protein Digestion, 2017-2032 (USD Thousand)

Protein Digestion	2023	2024	2025	2026	2027	2032	CAGR (%)
General Protein Digestion	xx.xx	xx.xx	xx.xx	xx.xx	xx.xx	xx.xx	xx.xx
Gluten & Casein Digestion	xx.xx	xx.xx	xx.xx	xx.xx	xx.xx	xx.xx	xx.xx
Total	**xx.xx**	**xx.xx**	**xx.xx**	**xx.xx**	**xx.xx**	**xx.xx**	**xx.xx**

Table 492. South Korea Digestive Enzyme Supplements Market Size, by Consumer Age Group, 2017-2032 (USD Thousand)

Consumer Age Group	2023	2024	2025	2026	2027	2032	CAGR (%)
Adult-Only	xx.xx	xx.xx	xx.xx	xx.xx	xx.xx	xx.xx	xx.xx
Multi-Age	xx.xx	xx.xx	xx.xx	xx.xx	xx.xx	xx.xx	xx.xx
Pediatric-Only	xx.xx	xx.xx	xx.xx	xx.xx	xx.xx	xx.xx	xx.xx
Total	**xx.xx**	**xx.xx**	**xx.xx**	**xx.xx**	**xx.xx**	**xx.xx**	**xx.xx**

Table 493. South Korea Digestive Enzyme Supplements Market Size, by Oral Dosage Form, 2017-2032 (USD Thousand)

Oral Dosage Form	2023	2024	2025	2026	2027	2032	CAGR (%)
Capsules	xx.xx	xx.xx	xx.xx	xx.xx	xx.xx	xx.xx	xx.xx
Gummies	xx.xx	xx.xx	xx.xx	xx.xx	xx.xx	xx.xx	xx.xx
Oral Liquids	xx.xx	xx.xx	xx.xx	xx.xx	xx.xx	xx.xx	xx.xx
Powders & Granules	xx.xx	xx.xx	xx.xx	xx.xx	xx.xx	xx.xx	xx.xx
Tablets & Lozenges	xx.xx	xx.xx	xx.xx	xx.xx	xx.xx	xx.xx	xx.xx
Total	**xx.xx**	**xx.xx**	**xx.xx**	**xx.xx**	**xx.xx**	**xx.xx**	**xx.xx**

Table 494. South Korea Digestive Enzyme Supplements Market Size, by Tablets & Lozenges, 2017-2032 (USD Thousand)

Tablets & Lozenges	2023	2024	2025	2026	2027	2032	CAGR (%)
Chewable & Dissolving Tablets	xx.xx	xx.xx	xx.xx	xx.xx	xx.xx	xx.xx	xx.xx
Swallowed Tablets & Caplets	xx.xx	xx.xx	xx.xx	xx.xx	xx.xx	xx.xx	xx.xx
Total	**xx.xx**	**xx.xx**	**xx.xx**	**xx.xx**	**xx.xx**	**xx.xx**	**xx.xx**

Table 495. South Korea Digestive Enzyme Supplements Market Size, by Seller Channel, 2017-2032 (USD Thousand)

Seller Channel	2023	2024	2025	2026	2027	2032	CAGR (%)
Brand-Direct Sellers	xx.xx	xx.xx	xx.xx	xx.xx	xx.xx	xx.xx	xx.xx
General Merchandise & Grocery Retailers	xx.xx	xx.xx	xx.xx	xx.xx	xx.xx	xx.xx	xx.xx
Healthcare Practitioners & Clinics	xx.xx	xx.xx	xx.xx	xx.xx	xx.xx	xx.xx	xx.xx
Independent Direct Sellers	xx.xx	xx.xx	xx.xx	xx.xx	xx.xx	xx.xx	xx.xx
Pharmacies & Drugstores	xx.xx	xx.xx	xx.xx	xx.xx	xx.xx	xx.xx	xx.xx
Specialty Health & Nutrition Retailers	xx.xx	xx.xx	xx.xx	xx.xx	xx.xx	xx.xx	xx.xx
Total	**xx.xx**	**xx.xx**	**xx.xx**	**xx.xx**	**xx.xx**	**xx.xx**	**xx.xx**

Table 496. South Korea Digestive Enzyme Supplements Market Size, by Purchase Mode, 2017-2032 (USD Thousand)

Purchase Mode	2023	2024	2025	2026	2027	2032	CAGR (%)
Digital Ordering	xx.xx	xx.xx	xx.xx	xx.xx	xx.xx	xx.xx	xx.xx
In-Person Ordering	xx.xx	xx.xx	xx.xx	xx.xx	xx.xx	xx.xx	xx.xx
Mail & Fax Ordering	xx.xx	xx.xx	xx.xx	xx.xx	xx.xx	xx.xx	xx.xx
Telephone Ordering	xx.xx	xx.xx	xx.xx	xx.xx	xx.xx	xx.xx	xx.xx
Total	**xx.xx**	**xx.xx**	**xx.xx**	**xx.xx**	**xx.xx**	**xx.xx**	**xx.xx**

Table 497. South Korea Digestive Enzyme Supplements Market Size, by Enzyme Source, 2017-2032 (USD Thousand)

Enzyme Source	2023	2024	2025	2026	2027	2032	CAGR (%)
Animal-Origin Enzymes	xx.xx	xx.xx	xx.xx	xx.xx	xx.xx	xx.xx	xx.xx
Microbial-Origin Enzymes	xx.xx	xx.xx	xx.xx	xx.xx	xx.xx	xx.xx	xx.xx
Mixed-Origin Enzymes	xx.xx	xx.xx	xx.xx	xx.xx	xx.xx	xx.xx	xx.xx
Plant-Origin Enzymes	xx.xx	xx.xx	xx.xx	xx.xx	xx.xx	xx.xx	xx.xx
Total	**xx.xx**	**xx.xx**	**xx.xx**	**xx.xx**	**xx.xx**	**xx.xx**	**xx.xx**

Table 498. South Korea Digestive Enzyme Supplements Market Size, by Regulatory Product Class, 2017-2032 (USD Thousand)

Regulatory Product Class	2023	2024	2025	2026	2027	2032	CAGR (%)
Dietary & Food Supplements	xx.xx	xx.xx	xx.xx	xx.xx	xx.xx	xx.xx	xx.xx
Listed Complementary Medicines	xx.xx	xx.xx	xx.xx	xx.xx	xx.xx	xx.xx	xx.xx
Natural Health Products	xx.xx	xx.xx	xx.xx	xx.xx	xx.xx	xx.xx	xx.xx
Registered Health Supplements	xx.xx	xx.xx	xx.xx	xx.xx	xx.xx	xx.xx	xx.xx
Total	**xx.xx**	**xx.xx**	**xx.xx**	**xx.xx**	**xx.xx**	**xx.xx**	**xx.xx**

19.11. India

Table 499. India Digestive Enzyme Supplements Market Size, 2017-2032 (USD Thousand)

Country	2023	2024	2025	2026	2027	2032	CAGR (%)
India	**xx.xx**	**xx.xx**	**xx.xx**	**xx.xx**	**xx.xx**	**xx.xx**	**xx.xx**

Table 500. India Digestive Enzyme Supplements Market Size, by Enzyme Composition, 2017-2032 (USD Thousand)

Enzyme Composition	2023	2024	2025	2026	2027	2032	CAGR (%)
Multi-Enzyme Blends	xx.xx	xx.xx	xx.xx	xx.xx	xx.xx	xx.xx	xx.xx
Single-Enzyme Supplements	xx.xx	xx.xx	xx.xx	xx.xx	xx.xx	xx.xx	xx.xx
Total	**xx.xx**	**xx.xx**	**xx.xx**	**xx.xx**	**xx.xx**	**xx.xx**	**xx.xx**

Table 501. India Digestive Enzyme Supplements Market Size, by Complementary Ingredients, 2017-2032 (USD Thousand)

Complementary Ingredients	2023	2024	2025	2026	2027	2032	CAGR (%)
Enzyme-Only Supplements	xx.xx	xx.xx	xx.xx	xx.xx	xx.xx	xx.xx	xx.xx
Microbiome-Support Combinations	xx.xx	xx.xx	xx.xx	xx.xx	xx.xx	xx.xx	xx.xx
Non-Microbiome Co-Active Combinations	xx.xx	xx.xx	xx.xx	xx.xx	xx.xx	xx.xx	xx.xx
Total	**xx.xx**	**xx.xx**	**xx.xx**	**xx.xx**	**xx.xx**	**xx.xx**	**xx.xx**

Table 502. India Digestive Enzyme Supplements Market Size, by Release Design, 2017-2032 (USD Thousand)

Release Design	2023	2024	2025	2026	2027	2032	CAGR (%)
Conventional Release	xx.xx	xx.xx	xx.xx	xx.xx	xx.xx	xx.xx	xx.xx
Delayed Release	xx.xx	xx.xx	xx.xx	xx.xx	xx.xx	xx.xx	xx.xx
Extended Release	xx.xx	xx.xx	xx.xx	xx.xx	xx.xx	xx.xx	xx.xx
Mixed-Release Presentations	xx.xx	xx.xx	xx.xx	xx.xx	xx.xx	xx.xx	xx.xx
Total	**xx.xx**	**xx.xx**	**xx.xx**	**xx.xx**	**xx.xx**	**xx.xx**	**xx.xx**

Table 503. India Digestive Enzyme Supplements Market Size, by Digestive Use, 2017-2032 (USD Thousand)

Digestive Use	2023	2024	2025	2026	2027	2032	CAGR (%)
Carbohydrate Digestion	xx.xx	xx.xx	xx.xx	xx.xx	xx.xx	xx.xx	xx.xx
Cross-Nutrient Digestion	xx.xx	xx.xx	xx.xx	xx.xx	xx.xx	xx.xx	xx.xx
Fat Digestion	xx.xx	xx.xx	xx.xx	xx.xx	xx.xx	xx.xx	xx.xx
General Meal Digestion	xx.xx	xx.xx	xx.xx	xx.xx	xx.xx	xx.xx	xx.xx
Protein Digestion	xx.xx	xx.xx	xx.xx	xx.xx	xx.xx	xx.xx	xx.xx
Total	**xx.xx**	**xx.xx**	**xx.xx**	**xx.xx**	**xx.xx**	**xx.xx**	**xx.xx**

Table 504. India Digestive Enzyme Supplements Market Size, by Carbohydrate Digestion, 2017-2032 (USD Thousand)

Carbohydrate Digestion	2023	2024	2025	2026	2027	2032	CAGR (%)
Broad Carbohydrate Digestion	xx.xx	xx.xx	xx.xx	xx.xx	xx.xx	xx.xx	xx.xx
Fiber & Oligosaccharide Digestion	xx.xx	xx.xx	xx.xx	xx.xx	xx.xx	xx.xx	xx.xx
Fructose Digestion	xx.xx	xx.xx	xx.xx	xx.xx	xx.xx	xx.xx	xx.xx
Lactose Digestion	xx.xx	xx.xx	xx.xx	xx.xx	xx.xx	xx.xx	xx.xx
Sucrose & Starch Digestion	xx.xx	xx.xx	xx.xx	xx.xx	xx.xx	xx.xx	xx.xx
Total	**xx.xx**	**xx.xx**	**xx.xx**	**xx.xx**	**xx.xx**	**xx.xx**	**xx.xx**

Table 505. India Digestive Enzyme Supplements Market Size, by Protein Digestion, 2017-2032 (USD Thousand)

Protein Digestion	2023	2024	2025	2026	2027	2032	CAGR (%)
General Protein Digestion	xx.xx	xx.xx	xx.xx	xx.xx	xx.xx	xx.xx	xx.xx
Gluten & Casein Digestion	xx.xx	xx.xx	xx.xx	xx.xx	xx.xx	xx.xx	xx.xx
Total	**xx.xx**	**xx.xx**	**xx.xx**	**xx.xx**	**xx.xx**	**xx.xx**	**xx.xx**

Table 506. India Digestive Enzyme Supplements Market Size, by Consumer Age Group, 2017-2032 (USD Thousand)

Consumer Age Group	2023	2024	2025	2026	2027	2032	CAGR (%)
Adult-Only	xx.xx	xx.xx	xx.xx	xx.xx	xx.xx	xx.xx	xx.xx
Multi-Age	xx.xx	xx.xx	xx.xx	xx.xx	xx.xx	xx.xx	xx.xx
Pediatric-Only	xx.xx	xx.xx	xx.xx	xx.xx	xx.xx	xx.xx	xx.xx
Total	**xx.xx**	**xx.xx**	**xx.xx**	**xx.xx**	**xx.xx**	**xx.xx**	**xx.xx**

Table 507. India Digestive Enzyme Supplements Market Size, by Oral Dosage Form, 2017-2032 (USD Thousand)

Oral Dosage Form	2023	2024	2025	2026	2027	2032	CAGR (%)
Capsules	xx.xx	xx.xx	xx.xx	xx.xx	xx.xx	xx.xx	xx.xx
Gummies	xx.xx	xx.xx	xx.xx	xx.xx	xx.xx	xx.xx	xx.xx
Oral Liquids	xx.xx	xx.xx	xx.xx	xx.xx	xx.xx	xx.xx	xx.xx
Powders & Granules	xx.xx	xx.xx	xx.xx	xx.xx	xx.xx	xx.xx	xx.xx
Tablets & Lozenges	xx.xx	xx.xx	xx.xx	xx.xx	xx.xx	xx.xx	xx.xx
Total	**xx.xx**	**xx.xx**	**xx.xx**	**xx.xx**	**xx.xx**	**xx.xx**	**xx.xx**

Table 508. India Digestive Enzyme Supplements Market Size, by Tablets & Lozenges, 2017-2032 (USD Thousand)

Tablets & Lozenges	2023	2024	2025	2026	2027	2032	CAGR (%)
Chewable & Dissolving Tablets	xx.xx	xx.xx	xx.xx	xx.xx	xx.xx	xx.xx	xx.xx
Swallowed Tablets & Caplets	xx.xx	xx.xx	xx.xx	xx.xx	xx.xx	xx.xx	xx.xx
Total	**xx.xx**	**xx.xx**	**xx.xx**	**xx.xx**	**xx.xx**	**xx.xx**	**xx.xx**

Table 509. India Digestive Enzyme Supplements Market Size, by Seller Channel, 2017-2032 (USD Thousand)

Seller Channel	2023	2024	2025	2026	2027	2032	CAGR (%)
Brand-Direct Sellers	xx.xx	xx.xx	xx.xx	xx.xx	xx.xx	xx.xx	xx.xx
General Merchandise & Grocery Retailers	xx.xx	xx.xx	xx.xx	xx.xx	xx.xx	xx.xx	xx.xx
Healthcare Practitioners & Clinics	xx.xx	xx.xx	xx.xx	xx.xx	xx.xx	xx.xx	xx.xx
Independent Direct Sellers	xx.xx	xx.xx	xx.xx	xx.xx	xx.xx	xx.xx	xx.xx
Pharmacies & Drugstores	xx.xx	xx.xx	xx.xx	xx.xx	xx.xx	xx.xx	xx.xx
Specialty Health & Nutrition Retailers	xx.xx	xx.xx	xx.xx	xx.xx	xx.xx	xx.xx	xx.xx
Total	**xx.xx**	**xx.xx**	**xx.xx**	**xx.xx**	**xx.xx**	**xx.xx**	**xx.xx**

Table 510. India Digestive Enzyme Supplements Market Size, by Purchase Mode, 2017-2032 (USD Thousand)

Purchase Mode	2023	2024	2025	2026	2027	2032	CAGR (%)
Digital Ordering	xx.xx	xx.xx	xx.xx	xx.xx	xx.xx	xx.xx	xx.xx
In-Person Ordering	xx.xx	xx.xx	xx.xx	xx.xx	xx.xx	xx.xx	xx.xx
Mail & Fax Ordering	xx.xx	xx.xx	xx.xx	xx.xx	xx.xx	xx.xx	xx.xx
Telephone Ordering	xx.xx	xx.xx	xx.xx	xx.xx	xx.xx	xx.xx	xx.xx
Total	**xx.xx**	**xx.xx**	**xx.xx**	**xx.xx**	**xx.xx**	**xx.xx**	**xx.xx**

Table 511. India Digestive Enzyme Supplements Market Size, by Enzyme Source, 2017-2032 (USD Thousand)

Enzyme Source	2023	2024	2025	2026	2027	2032	CAGR (%)
Animal-Origin Enzymes	xx.xx	xx.xx	xx.xx	xx.xx	xx.xx	xx.xx	xx.xx
Microbial-Origin Enzymes	xx.xx	xx.xx	xx.xx	xx.xx	xx.xx	xx.xx	xx.xx
Mixed-Origin Enzymes	xx.xx	xx.xx	xx.xx	xx.xx	xx.xx	xx.xx	xx.xx
Plant-Origin Enzymes	xx.xx	xx.xx	xx.xx	xx.xx	xx.xx	xx.xx	xx.xx
Total	**xx.xx**	**xx.xx**	**xx.xx**	**xx.xx**	**xx.xx**	**xx.xx**	**xx.xx**

Table 512. India Digestive Enzyme Supplements Market Size, by Regulatory Product Class, 2017-2032 (USD Thousand)

Regulatory Product Class	2023	2024	2025	2026	2027	2032	CAGR (%)
Dietary & Food Supplements	xx.xx	xx.xx	xx.xx	xx.xx	xx.xx	xx.xx	xx.xx
Listed Complementary Medicines	xx.xx	xx.xx	xx.xx	xx.xx	xx.xx	xx.xx	xx.xx
Natural Health Products	xx.xx	xx.xx	xx.xx	xx.xx	xx.xx	xx.xx	xx.xx
Registered Health Supplements	xx.xx	xx.xx	xx.xx	xx.xx	xx.xx	xx.xx	xx.xx
Total	**xx.xx**	**xx.xx**	**xx.xx**	**xx.xx**	**xx.xx**	**xx.xx**	**xx.xx**

19.12. Spain

Table 513. Spain Digestive Enzyme Supplements Market Size, 2017-2032 (USD Thousand)

Country	2023	2024	2025	2026	2027	2032	CAGR (%)
Spain	**xx.xx**	**xx.xx**	**xx.xx**	**xx.xx**	**xx.xx**	**xx.xx**	**xx.xx**

Table 514. Spain Digestive Enzyme Supplements Market Size, by Enzyme Composition, 2017-2032 (USD Thousand)

Enzyme Composition	2023	2024	2025	2026	2027	2032	CAGR (%)
Multi-Enzyme Blends	xx.xx	xx.xx	xx.xx	xx.xx	xx.xx	xx.xx	xx.xx
Single-Enzyme Supplements	xx.xx	xx.xx	xx.xx	xx.xx	xx.xx	xx.xx	xx.xx
Total	**xx.xx**	**xx.xx**	**xx.xx**	**xx.xx**	**xx.xx**	**xx.xx**	**xx.xx**

Table 515. Spain Digestive Enzyme Supplements Market Size, by Complementary Ingredients, 2017-2032 (USD Thousand)

Complementary Ingredients	2023	2024	2025	2026	2027	2032	CAGR (%)
Enzyme-Only Supplements	xx.xx	xx.xx	xx.xx	xx.xx	xx.xx	xx.xx	xx.xx
Microbiome-Support Combinations	xx.xx	xx.xx	xx.xx	xx.xx	xx.xx	xx.xx	xx.xx
Non-Microbiome Co-Active Combinations	xx.xx	xx.xx	xx.xx	xx.xx	xx.xx	xx.xx	xx.xx
Total	**xx.xx**	**xx.xx**	**xx.xx**	**xx.xx**	**xx.xx**	**xx.xx**	**xx.xx**

Table 516. Spain Digestive Enzyme Supplements Market Size, by Release Design, 2017-2032 (USD Thousand)

Release Design	2023	2024	2025	2026	2027	2032	CAGR (%)
Conventional Release	xx.xx	xx.xx	xx.xx	xx.xx	xx.xx	xx.xx	xx.xx
Delayed Release	xx.xx	xx.xx	xx.xx	xx.xx	xx.xx	xx.xx	xx.xx
Extended Release	xx.xx	xx.xx	xx.xx	xx.xx	xx.xx	xx.xx	xx.xx
Mixed-Release Presentations	xx.xx	xx.xx	xx.xx	xx.xx	xx.xx	xx.xx	xx.xx
Total	**xx.xx**	**xx.xx**	**xx.xx**	**xx.xx**	**xx.xx**	**xx.xx**	**xx.xx**

Table 517. Spain Digestive Enzyme Supplements Market Size, by Digestive Use, 2017-2032 (USD Thousand)

Digestive Use	2023	2024	2025	2026	2027	2032	CAGR (%)
Carbohydrate Digestion	xx.xx	xx.xx	xx.xx	xx.xx	xx.xx	xx.xx	xx.xx
Cross-Nutrient Digestion	xx.xx	xx.xx	xx.xx	xx.xx	xx.xx	xx.xx	xx.xx
Fat Digestion	xx.xx	xx.xx	xx.xx	xx.xx	xx.xx	xx.xx	xx.xx
General Meal Digestion	xx.xx	xx.xx	xx.xx	xx.xx	xx.xx	xx.xx	xx.xx
Protein Digestion	xx.xx	xx.xx	xx.xx	xx.xx	xx.xx	xx.xx	xx.xx
Total	**xx.xx**	**xx.xx**	**xx.xx**	**xx.xx**	**xx.xx**	**xx.xx**	**xx.xx**

Table 518. Spain Digestive Enzyme Supplements Market Size, by Carbohydrate Digestion, 2017-2032 (USD Thousand)

Carbohydrate Digestion	2023	2024	2025	2026	2027	2032	CAGR (%)
Broad Carbohydrate Digestion	xx.xx	xx.xx	xx.xx	xx.xx	xx.xx	xx.xx	xx.xx
Fiber & Oligosaccharide Digestion	xx.xx	xx.xx	xx.xx	xx.xx	xx.xx	xx.xx	xx.xx
Fructose Digestion	xx.xx	xx.xx	xx.xx	xx.xx	xx.xx	xx.xx	xx.xx
Lactose Digestion	xx.xx	xx.xx	xx.xx	xx.xx	xx.xx	xx.xx	xx.xx
Sucrose & Starch Digestion	xx.xx	xx.xx	xx.xx	xx.xx	xx.xx	xx.xx	xx.xx
Total	**xx.xx**	**xx.xx**	**xx.xx**	**xx.xx**	**xx.xx**	**xx.xx**	**xx.xx**

Table 519. Spain Digestive Enzyme Supplements Market Size, by Protein Digestion, 2017-2032 (USD Thousand)

Protein Digestion	2023	2024	2025	2026	2027	2032	CAGR (%)
General Protein Digestion	xx.xx	xx.xx	xx.xx	xx.xx	xx.xx	xx.xx	xx.xx
Gluten & Casein Digestion	xx.xx	xx.xx	xx.xx	xx.xx	xx.xx	xx.xx	xx.xx
Total	**xx.xx**	**xx.xx**	**xx.xx**	**xx.xx**	**xx.xx**	**xx.xx**	**xx.xx**

Table 520. Spain Digestive Enzyme Supplements Market Size, by Consumer Age Group, 2017-2032 (USD Thousand)

Consumer Age Group	2023	2024	2025	2026	2027	2032	CAGR (%)
Adult-Only	xx.xx	xx.xx	xx.xx	xx.xx	xx.xx	xx.xx	xx.xx
Multi-Age	xx.xx	xx.xx	xx.xx	xx.xx	xx.xx	xx.xx	xx.xx
Pediatric-Only	xx.xx	xx.xx	xx.xx	xx.xx	xx.xx	xx.xx	xx.xx
Total	**xx.xx**	**xx.xx**	**xx.xx**	**xx.xx**	**xx.xx**	**xx.xx**	**xx.xx**

Table 521. Spain Digestive Enzyme Supplements Market Size, by Oral Dosage Form, 2017-2032 (USD Thousand)

Oral Dosage Form	2023	2024	2025	2026	2027	2032	CAGR (%)
Capsules	xx.xx	xx.xx	xx.xx	xx.xx	xx.xx	xx.xx	xx.xx
Gummies	xx.xx	xx.xx	xx.xx	xx.xx	xx.xx	xx.xx	xx.xx
Oral Liquids	xx.xx	xx.xx	xx.xx	xx.xx	xx.xx	xx.xx	xx.xx
Powders & Granules	xx.xx	xx.xx	xx.xx	xx.xx	xx.xx	xx.xx	xx.xx
Tablets & Lozenges	xx.xx	xx.xx	xx.xx	xx.xx	xx.xx	xx.xx	xx.xx
Total	**xx.xx**	**xx.xx**	**xx.xx**	**xx.xx**	**xx.xx**	**xx.xx**	**xx.xx**

Table 522. Spain Digestive Enzyme Supplements Market Size, by Tablets & Lozenges, 2017-2032 (USD Thousand)

Tablets & Lozenges	2023	2024	2025	2026	2027	2032	CAGR (%)
Chewable & Dissolving Tablets	xx.xx	xx.xx	xx.xx	xx.xx	xx.xx	xx.xx	xx.xx
Swallowed Tablets & Caplets	xx.xx	xx.xx	xx.xx	xx.xx	xx.xx	xx.xx	xx.xx
Total	**xx.xx**	**xx.xx**	**xx.xx**	**xx.xx**	**xx.xx**	**xx.xx**	**xx.xx**

Table 523. Spain Digestive Enzyme Supplements Market Size, by Seller Channel, 2017-2032 (USD Thousand)

Seller Channel	2023	2024	2025	2026	2027	2032	CAGR (%)
Brand-Direct Sellers	xx.xx	xx.xx	xx.xx	xx.xx	xx.xx	xx.xx	xx.xx
General Merchandise & Grocery Retailers	xx.xx	xx.xx	xx.xx	xx.xx	xx.xx	xx.xx	xx.xx
Healthcare Practitioners & Clinics	xx.xx	xx.xx	xx.xx	xx.xx	xx.xx	xx.xx	xx.xx
Independent Direct Sellers	xx.xx	xx.xx	xx.xx	xx.xx	xx.xx	xx.xx	xx.xx
Pharmacies & Drugstores	xx.xx	xx.xx	xx.xx	xx.xx	xx.xx	xx.xx	xx.xx
Specialty Health & Nutrition Retailers	xx.xx	xx.xx	xx.xx	xx.xx	xx.xx	xx.xx	xx.xx
Total	**xx.xx**	**xx.xx**	**xx.xx**	**xx.xx**	**xx.xx**	**xx.xx**	**xx.xx**

Table 524. Spain Digestive Enzyme Supplements Market Size, by Purchase Mode, 2017-2032 (USD Thousand)

Purchase Mode	2023	2024	2025	2026	2027	2032	CAGR (%)
Digital Ordering	xx.xx	xx.xx	xx.xx	xx.xx	xx.xx	xx.xx	xx.xx
In-Person Ordering	xx.xx	xx.xx	xx.xx	xx.xx	xx.xx	xx.xx	xx.xx
Mail & Fax Ordering	xx.xx	xx.xx	xx.xx	xx.xx	xx.xx	xx.xx	xx.xx
Telephone Ordering	xx.xx	xx.xx	xx.xx	xx.xx	xx.xx	xx.xx	xx.xx
Total	**xx.xx**	**xx.xx**	**xx.xx**	**xx.xx**	**xx.xx**	**xx.xx**	**xx.xx**

Table 525. Spain Digestive Enzyme Supplements Market Size, by Enzyme Source, 2017-2032 (USD Thousand)

Enzyme Source	2023	2024	2025	2026	2027	2032	CAGR (%)
Animal-Origin Enzymes	xx.xx	xx.xx	xx.xx	xx.xx	xx.xx	xx.xx	xx.xx
Microbial-Origin Enzymes	xx.xx	xx.xx	xx.xx	xx.xx	xx.xx	xx.xx	xx.xx
Mixed-Origin Enzymes	xx.xx	xx.xx	xx.xx	xx.xx	xx.xx	xx.xx	xx.xx
Plant-Origin Enzymes	xx.xx	xx.xx	xx.xx	xx.xx	xx.xx	xx.xx	xx.xx
Total	**xx.xx**	**xx.xx**	**xx.xx**	**xx.xx**	**xx.xx**	**xx.xx**	**xx.xx**

Table 526. Spain Digestive Enzyme Supplements Market Size, by Regulatory Product Class, 2017-2032 (USD Thousand)

Regulatory Product Class	2023	2024	2025	2026	2027	2032	CAGR (%)
Dietary & Food Supplements	xx.xx	xx.xx	xx.xx	xx.xx	xx.xx	xx.xx	xx.xx
Listed Complementary Medicines	xx.xx	xx.xx	xx.xx	xx.xx	xx.xx	xx.xx	xx.xx
Natural Health Products	xx.xx	xx.xx	xx.xx	xx.xx	xx.xx	xx.xx	xx.xx
Registered Health Supplements	xx.xx	xx.xx	xx.xx	xx.xx	xx.xx	xx.xx	xx.xx
Total	**xx.xx**	**xx.xx**	**xx.xx**	**xx.xx**	**xx.xx**	**xx.xx**	**xx.xx**

19.13. Canada

Table 527. Canada Digestive Enzyme Supplements Market Size, 2017-2032 (USD Thousand)

Country	2023	2024	2025	2026	2027	2032	CAGR (%)
Canada	**xx.xx**	**xx.xx**	**xx.xx**	**xx.xx**	**xx.xx**	**xx.xx**	**xx.xx**

Table 528. Canada Digestive Enzyme Supplements Market Size, by Enzyme Composition, 2017-2032 (USD Thousand)

Enzyme Composition	2023	2024	2025	2026	2027	2032	CAGR (%)
Multi-Enzyme Blends	xx.xx	xx.xx	xx.xx	xx.xx	xx.xx	xx.xx	xx.xx
Single-Enzyme Supplements	xx.xx	xx.xx	xx.xx	xx.xx	xx.xx	xx.xx	xx.xx
Total	**xx.xx**	**xx.xx**	**xx.xx**	**xx.xx**	**xx.xx**	**xx.xx**	**xx.xx**

Table 529. Canada Digestive Enzyme Supplements Market Size, by Complementary Ingredients, 2017-2032 (USD Thousand)

Complementary Ingredients	2023	2024	2025	2026	2027	2032	CAGR (%)
Enzyme-Only Supplements	xx.xx	xx.xx	xx.xx	xx.xx	xx.xx	xx.xx	xx.xx
Microbiome-Support Combinations	xx.xx	xx.xx	xx.xx	xx.xx	xx.xx	xx.xx	xx.xx
Non-Microbiome Co-Active Combinations	xx.xx	xx.xx	xx.xx	xx.xx	xx.xx	xx.xx	xx.xx
Total	**xx.xx**	**xx.xx**	**xx.xx**	**xx.xx**	**xx.xx**	**xx.xx**	**xx.xx**

Table 530. Canada Digestive Enzyme Supplements Market Size, by Release Design, 2017-2032 (USD Thousand)

Release Design	2023	2024	2025	2026	2027	2032	CAGR (%)
Conventional Release	xx.xx	xx.xx	xx.xx	xx.xx	xx.xx	xx.xx	xx.xx
Delayed Release	xx.xx	xx.xx	xx.xx	xx.xx	xx.xx	xx.xx	xx.xx
Extended Release	xx.xx	xx.xx	xx.xx	xx.xx	xx.xx	xx.xx	xx.xx
Mixed-Release Presentations	xx.xx	xx.xx	xx.xx	xx.xx	xx.xx	xx.xx	xx.xx
Total	**xx.xx**	**xx.xx**	**xx.xx**	**xx.xx**	**xx.xx**	**xx.xx**	**xx.xx**

Table 531. Canada Digestive Enzyme Supplements Market Size, by Digestive Use, 2017-2032 (USD Thousand)

Digestive Use	2023	2024	2025	2026	2027	2032	CAGR (%)
Carbohydrate Digestion	xx.xx	xx.xx	xx.xx	xx.xx	xx.xx	xx.xx	xx.xx
Cross-Nutrient Digestion	xx.xx	xx.xx	xx.xx	xx.xx	xx.xx	xx.xx	xx.xx
Fat Digestion	xx.xx	xx.xx	xx.xx	xx.xx	xx.xx	xx.xx	xx.xx
General Meal Digestion	xx.xx	xx.xx	xx.xx	xx.xx	xx.xx	xx.xx	xx.xx
Protein Digestion	xx.xx	xx.xx	xx.xx	xx.xx	xx.xx	xx.xx	xx.xx
Total	**xx.xx**	**xx.xx**	**xx.xx**	**xx.xx**	**xx.xx**	**xx.xx**	**xx.xx**

Table 532. Canada Digestive Enzyme Supplements Market Size, by Carbohydrate Digestion, 2017-2032 (USD Thousand)

Carbohydrate Digestion	2023	2024	2025	2026	2027	2032	CAGR (%)
Broad Carbohydrate Digestion	xx.xx	xx.xx	xx.xx	xx.xx	xx.xx	xx.xx	xx.xx
Fiber & Oligosaccharide Digestion	xx.xx	xx.xx	xx.xx	xx.xx	xx.xx	xx.xx	xx.xx
Fructose Digestion	xx.xx	xx.xx	xx.xx	xx.xx	xx.xx	xx.xx	xx.xx
Lactose Digestion	xx.xx	xx.xx	xx.xx	xx.xx	xx.xx	xx.xx	xx.xx
Sucrose & Starch Digestion	xx.xx	xx.xx	xx.xx	xx.xx	xx.xx	xx.xx	xx.xx
Total	**xx.xx**	**xx.xx**	**xx.xx**	**xx.xx**	**xx.xx**	**xx.xx**	**xx.xx**

Table 533. Canada Digestive Enzyme Supplements Market Size, by Protein Digestion, 2017-2032 (USD Thousand)

Protein Digestion	2023	2024	2025	2026	2027	2032	CAGR (%)
General Protein Digestion	xx.xx	xx.xx	xx.xx	xx.xx	xx.xx	xx.xx	xx.xx
Gluten & Casein Digestion	xx.xx	xx.xx	xx.xx	xx.xx	xx.xx	xx.xx	xx.xx
Total	**xx.xx**	**xx.xx**	**xx.xx**	**xx.xx**	**xx.xx**	**xx.xx**	**xx.xx**

Table 534. Canada Digestive Enzyme Supplements Market Size, by Consumer Age Group, 2017-2032 (USD Thousand)

Consumer Age Group	2023	2024	2025	2026	2027	2032	CAGR (%)
Adult-Only	xx.xx	xx.xx	xx.xx	xx.xx	xx.xx	xx.xx	xx.xx
Multi-Age	xx.xx	xx.xx	xx.xx	xx.xx	xx.xx	xx.xx	xx.xx
Pediatric-Only	xx.xx	xx.xx	xx.xx	xx.xx	xx.xx	xx.xx	xx.xx
Total	**xx.xx**	**xx.xx**	**xx.xx**	**xx.xx**	**xx.xx**	**xx.xx**	**xx.xx**

Table 535. Canada Digestive Enzyme Supplements Market Size, by Oral Dosage Form, 2017-2032 (USD Thousand)

Oral Dosage Form	2023	2024	2025	2026	2027	2032	CAGR (%)
Capsules	xx.xx	xx.xx	xx.xx	xx.xx	xx.xx	xx.xx	xx.xx
Gummies	xx.xx	xx.xx	xx.xx	xx.xx	xx.xx	xx.xx	xx.xx
Oral Liquids	xx.xx	xx.xx	xx.xx	xx.xx	xx.xx	xx.xx	xx.xx
Powders & Granules	xx.xx	xx.xx	xx.xx	xx.xx	xx.xx	xx.xx	xx.xx
Tablets & Lozenges	xx.xx	xx.xx	xx.xx	xx.xx	xx.xx	xx.xx	xx.xx
Total	**xx.xx**	**xx.xx**	**xx.xx**	**xx.xx**	**xx.xx**	**xx.xx**	**xx.xx**

Table 536. Canada Digestive Enzyme Supplements Market Size, by Tablets & Lozenges, 2017-2032 (USD Thousand)

Tablets & Lozenges	2023	2024	2025	2026	2027	2032	CAGR (%)
Chewable & Dissolving Tablets	xx.xx	xx.xx	xx.xx	xx.xx	xx.xx	xx.xx	xx.xx
Swallowed Tablets & Caplets	xx.xx	xx.xx	xx.xx	xx.xx	xx.xx	xx.xx	xx.xx
Total	**xx.xx**	**xx.xx**	**xx.xx**	**xx.xx**	**xx.xx**	**xx.xx**	**xx.xx**

Table 537. Canada Digestive Enzyme Supplements Market Size, by Seller Channel, 2017-2032 (USD Thousand)

Seller Channel	2023	2024	2025	2026	2027	2032	CAGR (%)
Brand-Direct Sellers	xx.xx	xx.xx	xx.xx	xx.xx	xx.xx	xx.xx	xx.xx
General Merchandise & Grocery Retailers	xx.xx	xx.xx	xx.xx	xx.xx	xx.xx	xx.xx	xx.xx
Healthcare Practitioners & Clinics	xx.xx	xx.xx	xx.xx	xx.xx	xx.xx	xx.xx	xx.xx
Independent Direct Sellers	xx.xx	xx.xx	xx.xx	xx.xx	xx.xx	xx.xx	xx.xx
Pharmacies & Drugstores	xx.xx	xx.xx	xx.xx	xx.xx	xx.xx	xx.xx	xx.xx
Specialty Health & Nutrition Retailers	xx.xx	xx.xx	xx.xx	xx.xx	xx.xx	xx.xx	xx.xx
Total	**xx.xx**	**xx.xx**	**xx.xx**	**xx.xx**	**xx.xx**	**xx.xx**	**xx.xx**

Table 538. Canada Digestive Enzyme Supplements Market Size, by Purchase Mode, 2017-2032 (USD Thousand)

Purchase Mode	2023	2024	2025	2026	2027	2032	CAGR (%)
Digital Ordering	xx.xx	xx.xx	xx.xx	xx.xx	xx.xx	xx.xx	xx.xx
In-Person Ordering	xx.xx	xx.xx	xx.xx	xx.xx	xx.xx	xx.xx	xx.xx
Mail & Fax Ordering	xx.xx	xx.xx	xx.xx	xx.xx	xx.xx	xx.xx	xx.xx
Telephone Ordering	xx.xx	xx.xx	xx.xx	xx.xx	xx.xx	xx.xx	xx.xx
Total	**xx.xx**	**xx.xx**	**xx.xx**	**xx.xx**	**xx.xx**	**xx.xx**	**xx.xx**

Table 539. Canada Digestive Enzyme Supplements Market Size, by Enzyme Source, 2017-2032 (USD Thousand)

Enzyme Source	2023	2024	2025	2026	2027	2032	CAGR (%)
Animal-Origin Enzymes	xx.xx	xx.xx	xx.xx	xx.xx	xx.xx	xx.xx	xx.xx
Microbial-Origin Enzymes	xx.xx	xx.xx	xx.xx	xx.xx	xx.xx	xx.xx	xx.xx
Mixed-Origin Enzymes	xx.xx	xx.xx	xx.xx	xx.xx	xx.xx	xx.xx	xx.xx
Plant-Origin Enzymes	xx.xx	xx.xx	xx.xx	xx.xx	xx.xx	xx.xx	xx.xx
Total	**xx.xx**	**xx.xx**	**xx.xx**	**xx.xx**	**xx.xx**	**xx.xx**	**xx.xx**

Table 540. Canada Digestive Enzyme Supplements Market Size, by Regulatory Product Class, 2017-2032 (USD Thousand)

Regulatory Product Class	2023	2024	2025	2026	2027	2032	CAGR (%)
Dietary & Food Supplements	xx.xx	xx.xx	xx.xx	xx.xx	xx.xx	xx.xx	xx.xx
Listed Complementary Medicines	xx.xx	xx.xx	xx.xx	xx.xx	xx.xx	xx.xx	xx.xx
Natural Health Products	xx.xx	xx.xx	xx.xx	xx.xx	xx.xx	xx.xx	xx.xx
Registered Health Supplements	xx.xx	xx.xx	xx.xx	xx.xx	xx.xx	xx.xx	xx.xx
Total	**xx.xx**	**xx.xx**	**xx.xx**	**xx.xx**	**xx.xx**	**xx.xx**	**xx.xx**

19.14. Mexico

Table 541. Mexico Digestive Enzyme Supplements Market Size, 2017-2032 (USD Thousand)

Country	2023	2024	2025	2026	2027	2032	CAGR (%)
Mexico	**xx.xx**	**xx.xx**	**xx.xx**	**xx.xx**	**xx.xx**	**xx.xx**	**xx.xx**

Table 542. Mexico Digestive Enzyme Supplements Market Size, by Enzyme Composition, 2017-2032 (USD Thousand)

Enzyme Composition	2023	2024	2025	2026	2027	2032	CAGR (%)
Multi-Enzyme Blends	xx.xx	xx.xx	xx.xx	xx.xx	xx.xx	xx.xx	xx.xx
Single-Enzyme Supplements	xx.xx	xx.xx	xx.xx	xx.xx	xx.xx	xx.xx	xx.xx
Total	**xx.xx**	**xx.xx**	**xx.xx**	**xx.xx**	**xx.xx**	**xx.xx**	**xx.xx**

Table 543. Mexico Digestive Enzyme Supplements Market Size, by Complementary Ingredients, 2017-2032 (USD Thousand)

Complementary Ingredients	2023	2024	2025	2026	2027	2032	CAGR (%)
Enzyme-Only Supplements	xx.xx	xx.xx	xx.xx	xx.xx	xx.xx	xx.xx	xx.xx
Microbiome-Support Combinations	xx.xx	xx.xx	xx.xx	xx.xx	xx.xx	xx.xx	xx.xx
Non-Microbiome Co-Active Combinations	xx.xx	xx.xx	xx.xx	xx.xx	xx.xx	xx.xx	xx.xx
Total	**xx.xx**	**xx.xx**	**xx.xx**	**xx.xx**	**xx.xx**	**xx.xx**	**xx.xx**

Table 544. Mexico Digestive Enzyme Supplements Market Size, by Release Design, 2017-2032 (USD Thousand)

Release Design	2023	2024	2025	2026	2027	2032	CAGR (%)
Conventional Release	xx.xx	xx.xx	xx.xx	xx.xx	xx.xx	xx.xx	xx.xx
Delayed Release	xx.xx	xx.xx	xx.xx	xx.xx	xx.xx	xx.xx	xx.xx
Extended Release	xx.xx	xx.xx	xx.xx	xx.xx	xx.xx	xx.xx	xx.xx
Mixed-Release Presentations	xx.xx	xx.xx	xx.xx	xx.xx	xx.xx	xx.xx	xx.xx
Total	**xx.xx**	**xx.xx**	**xx.xx**	**xx.xx**	**xx.xx**	**xx.xx**	**xx.xx**

Table 545. Mexico Digestive Enzyme Supplements Market Size, by Digestive Use, 2017-2032 (USD Thousand)

Digestive Use	2023	2024	2025	2026	2027	2032	CAGR (%)
Carbohydrate Digestion	xx.xx	xx.xx	xx.xx	xx.xx	xx.xx	xx.xx	xx.xx
Cross-Nutrient Digestion	xx.xx	xx.xx	xx.xx	xx.xx	xx.xx	xx.xx	xx.xx
Fat Digestion	xx.xx	xx.xx	xx.xx	xx.xx	xx.xx	xx.xx	xx.xx
General Meal Digestion	xx.xx	xx.xx	xx.xx	xx.xx	xx.xx	xx.xx	xx.xx
Protein Digestion	xx.xx	xx.xx	xx.xx	xx.xx	xx.xx	xx.xx	xx.xx
Total	**xx.xx**	**xx.xx**	**xx.xx**	**xx.xx**	**xx.xx**	**xx.xx**	**xx.xx**

Table 546. Mexico Digestive Enzyme Supplements Market Size, by Carbohydrate Digestion, 2017-2032 (USD Thousand)

Carbohydrate Digestion	2023	2024	2025	2026	2027	2032	CAGR (%)
Broad Carbohydrate Digestion	xx.xx	xx.xx	xx.xx	xx.xx	xx.xx	xx.xx	xx.xx
Fiber & Oligosaccharide Digestion	xx.xx	xx.xx	xx.xx	xx.xx	xx.xx	xx.xx	xx.xx
Fructose Digestion	xx.xx	xx.xx	xx.xx	xx.xx	xx.xx	xx.xx	xx.xx
Lactose Digestion	xx.xx	xx.xx	xx.xx	xx.xx	xx.xx	xx.xx	xx.xx
Sucrose & Starch Digestion	xx.xx	xx.xx	xx.xx	xx.xx	xx.xx	xx.xx	xx.xx
Total	**xx.xx**	**xx.xx**	**xx.xx**	**xx.xx**	**xx.xx**	**xx.xx**	**xx.xx**

Table 547. Mexico Digestive Enzyme Supplements Market Size, by Protein Digestion, 2017-2032 (USD Thousand)

Protein Digestion	2023	2024	2025	2026	2027	2032	CAGR (%)
General Protein Digestion	xx.xx	xx.xx	xx.xx	xx.xx	xx.xx	xx.xx	xx.xx
Gluten & Casein Digestion	xx.xx	xx.xx	xx.xx	xx.xx	xx.xx	xx.xx	xx.xx
Total	**xx.xx**	**xx.xx**	**xx.xx**	**xx.xx**	**xx.xx**	**xx.xx**	**xx.xx**

Table 548. Mexico Digestive Enzyme Supplements Market Size, by Consumer Age Group, 2017-2032 (USD Thousand)

Consumer Age Group	2023	2024	2025	2026	2027	2032	CAGR (%)
Adult-Only	xx.xx	xx.xx	xx.xx	xx.xx	xx.xx	xx.xx	xx.xx
Multi-Age	xx.xx	xx.xx	xx.xx	xx.xx	xx.xx	xx.xx	xx.xx
Pediatric-Only	xx.xx	xx.xx	xx.xx	xx.xx	xx.xx	xx.xx	xx.xx
Total	**xx.xx**	**xx.xx**	**xx.xx**	**xx.xx**	**xx.xx**	**xx.xx**	**xx.xx**

Table 549. Mexico Digestive Enzyme Supplements Market Size, by Oral Dosage Form, 2017-2032 (USD Thousand)

Oral Dosage Form	2023	2024	2025	2026	2027	2032	CAGR (%)
Capsules	xx.xx	xx.xx	xx.xx	xx.xx	xx.xx	xx.xx	xx.xx
Gummies	xx.xx	xx.xx	xx.xx	xx.xx	xx.xx	xx.xx	xx.xx
Oral Liquids	xx.xx	xx.xx	xx.xx	xx.xx	xx.xx	xx.xx	xx.xx
Powders & Granules	xx.xx	xx.xx	xx.xx	xx.xx	xx.xx	xx.xx	xx.xx
Tablets & Lozenges	xx.xx	xx.xx	xx.xx	xx.xx	xx.xx	xx.xx	xx.xx
Total	**xx.xx**	**xx.xx**	**xx.xx**	**xx.xx**	**xx.xx**	**xx.xx**	**xx.xx**

Table 550. Mexico Digestive Enzyme Supplements Market Size, by Tablets & Lozenges, 2017-2032 (USD Thousand)

Tablets & Lozenges	2023	2024	2025	2026	2027	2032	CAGR (%)
Chewable & Dissolving Tablets	xx.xx	xx.xx	xx.xx	xx.xx	xx.xx	xx.xx	xx.xx
Swallowed Tablets & Caplets	xx.xx	xx.xx	xx.xx	xx.xx	xx.xx	xx.xx	xx.xx
Total	**xx.xx**	**xx.xx**	**xx.xx**	**xx.xx**	**xx.xx**	**xx.xx**	**xx.xx**

Table 551. Mexico Digestive Enzyme Supplements Market Size, by Seller Channel, 2017-2032 (USD Thousand)

Seller Channel	2023	2024	2025	2026	2027	2032	CAGR (%)
Brand-Direct Sellers	xx.xx	xx.xx	xx.xx	xx.xx	xx.xx	xx.xx	xx.xx
General Merchandise & Grocery Retailers	xx.xx	xx.xx	xx.xx	xx.xx	xx.xx	xx.xx	xx.xx
Healthcare Practitioners & Clinics	xx.xx	xx.xx	xx.xx	xx.xx	xx.xx	xx.xx	xx.xx
Independent Direct Sellers	xx.xx	xx.xx	xx.xx	xx.xx	xx.xx	xx.xx	xx.xx
Pharmacies & Drugstores	xx.xx	xx.xx	xx.xx	xx.xx	xx.xx	xx.xx	xx.xx
Specialty Health & Nutrition Retailers	xx.xx	xx.xx	xx.xx	xx.xx	xx.xx	xx.xx	xx.xx
Total	**xx.xx**	**xx.xx**	**xx.xx**	**xx.xx**	**xx.xx**	**xx.xx**	**xx.xx**

Table 552. Mexico Digestive Enzyme Supplements Market Size, by Purchase Mode, 2017-2032 (USD Thousand)

Purchase Mode	2023	2024	2025	2026	2027	2032	CAGR (%)
Digital Ordering	xx.xx	xx.xx	xx.xx	xx.xx	xx.xx	xx.xx	xx.xx
In-Person Ordering	xx.xx	xx.xx	xx.xx	xx.xx	xx.xx	xx.xx	xx.xx
Mail & Fax Ordering	xx.xx	xx.xx	xx.xx	xx.xx	xx.xx	xx.xx	xx.xx
Telephone Ordering	xx.xx	xx.xx	xx.xx	xx.xx	xx.xx	xx.xx	xx.xx
Total	**xx.xx**	**xx.xx**	**xx.xx**	**xx.xx**	**xx.xx**	**xx.xx**	**xx.xx**

Table 553. Mexico Digestive Enzyme Supplements Market Size, by Enzyme Source, 2017-2032 (USD Thousand)

Enzyme Source	2023	2024	2025	2026	2027	2032	CAGR (%)
Animal-Origin Enzymes	xx.xx	xx.xx	xx.xx	xx.xx	xx.xx	xx.xx	xx.xx
Microbial-Origin Enzymes	xx.xx	xx.xx	xx.xx	xx.xx	xx.xx	xx.xx	xx.xx
Mixed-Origin Enzymes	xx.xx	xx.xx	xx.xx	xx.xx	xx.xx	xx.xx	xx.xx
Plant-Origin Enzymes	xx.xx	xx.xx	xx.xx	xx.xx	xx.xx	xx.xx	xx.xx
Total	**xx.xx**	**xx.xx**	**xx.xx**	**xx.xx**	**xx.xx**	**xx.xx**	**xx.xx**

Table 554. Mexico Digestive Enzyme Supplements Market Size, by Regulatory Product Class, 2017-2032 (USD Thousand)

Regulatory Product Class	2023	2024	2025	2026	2027	2032	CAGR (%)
Dietary & Food Supplements	xx.xx	xx.xx	xx.xx	xx.xx	xx.xx	xx.xx	xx.xx
Listed Complementary Medicines	xx.xx	xx.xx	xx.xx	xx.xx	xx.xx	xx.xx	xx.xx
Natural Health Products	xx.xx	xx.xx	xx.xx	xx.xx	xx.xx	xx.xx	xx.xx
Registered Health Supplements	xx.xx	xx.xx	xx.xx	xx.xx	xx.xx	xx.xx	xx.xx
Total	**xx.xx**	**xx.xx**	**xx.xx**	**xx.xx**	**xx.xx**	**xx.xx**	**xx.xx**

19.15. Australia

Table 555. Australia Digestive Enzyme Supplements Market Size, 2017-2032 (USD Thousand)

Country	2023	2024	2025	2026	2027	2032	CAGR (%)
Australia	**xx.xx**	**xx.xx**	**xx.xx**	**xx.xx**	**xx.xx**	**xx.xx**	**xx.xx**

Table 556. Australia Digestive Enzyme Supplements Market Size, by Enzyme Composition, 2017-2032 (USD Thousand)

Enzyme Composition	2023	2024	2025	2026	2027	2032	CAGR (%)
Multi-Enzyme Blends	xx.xx	xx.xx	xx.xx	xx.xx	xx.xx	xx.xx	xx.xx
Single-Enzyme Supplements	xx.xx	xx.xx	xx.xx	xx.xx	xx.xx	xx.xx	xx.xx
Total	**xx.xx**	**xx.xx**	**xx.xx**	**xx.xx**	**xx.xx**	**xx.xx**	**xx.xx**

Table 557. Australia Digestive Enzyme Supplements Market Size, by Complementary Ingredients, 2017-2032 (USD Thousand)

Complementary Ingredients	2023	2024	2025	2026	2027	2032	CAGR (%)
Enzyme-Only Supplements	xx.xx	xx.xx	xx.xx	xx.xx	xx.xx	xx.xx	xx.xx
Microbiome-Support Combinations	xx.xx	xx.xx	xx.xx	xx.xx	xx.xx	xx.xx	xx.xx
Non-Microbiome Co-Active Combinations	xx.xx	xx.xx	xx.xx	xx.xx	xx.xx	xx.xx	xx.xx
Total	**xx.xx**	**xx.xx**	**xx.xx**	**xx.xx**	**xx.xx**	**xx.xx**	**xx.xx**

Table 558. Australia Digestive Enzyme Supplements Market Size, by Release Design, 2017-2032 (USD Thousand)

Release Design	2023	2024	2025	2026	2027	2032	CAGR (%)
Conventional Release	xx.xx	xx.xx	xx.xx	xx.xx	xx.xx	xx.xx	xx.xx
Delayed Release	xx.xx	xx.xx	xx.xx	xx.xx	xx.xx	xx.xx	xx.xx
Extended Release	xx.xx	xx.xx	xx.xx	xx.xx	xx.xx	xx.xx	xx.xx
Mixed-Release Presentations	xx.xx	xx.xx	xx.xx	xx.xx	xx.xx	xx.xx	xx.xx
Total	**xx.xx**	**xx.xx**	**xx.xx**	**xx.xx**	**xx.xx**	**xx.xx**	**xx.xx**

Table 559. Australia Digestive Enzyme Supplements Market Size, by Digestive Use, 2017-2032 (USD Thousand)

Digestive Use	2023	2024	2025	2026	2027	2032	CAGR (%)
Carbohydrate Digestion	xx.xx	xx.xx	xx.xx	xx.xx	xx.xx	xx.xx	xx.xx
Cross-Nutrient Digestion	xx.xx	xx.xx	xx.xx	xx.xx	xx.xx	xx.xx	xx.xx
Fat Digestion	xx.xx	xx.xx	xx.xx	xx.xx	xx.xx	xx.xx	xx.xx
General Meal Digestion	xx.xx	xx.xx	xx.xx	xx.xx	xx.xx	xx.xx	xx.xx
Protein Digestion	xx.xx	xx.xx	xx.xx	xx.xx	xx.xx	xx.xx	xx.xx
Total	**xx.xx**	**xx.xx**	**xx.xx**	**xx.xx**	**xx.xx**	**xx.xx**	**xx.xx**

Table 560. Australia Digestive Enzyme Supplements Market Size, by Carbohydrate Digestion, 2017-2032 (USD Thousand)

Carbohydrate Digestion	2023	2024	2025	2026	2027	2032	CAGR (%)
Broad Carbohydrate Digestion	xx.xx	xx.xx	xx.xx	xx.xx	xx.xx	xx.xx	xx.xx
Fiber & Oligosaccharide Digestion	xx.xx	xx.xx	xx.xx	xx.xx	xx.xx	xx.xx	xx.xx
Fructose Digestion	xx.xx	xx.xx	xx.xx	xx.xx	xx.xx	xx.xx	xx.xx
Lactose Digestion	xx.xx	xx.xx	xx.xx	xx.xx	xx.xx	xx.xx	xx.xx
Sucrose & Starch Digestion	xx.xx	xx.xx	xx.xx	xx.xx	xx.xx	xx.xx	xx.xx
Total	**xx.xx**	**xx.xx**	**xx.xx**	**xx.xx**	**xx.xx**	**xx.xx**	**xx.xx**

Table 561. Australia Digestive Enzyme Supplements Market Size, by Protein Digestion, 2017-2032 (USD Thousand)

Protein Digestion	2023	2024	2025	2026	2027	2032	CAGR (%)
General Protein Digestion	xx.xx	xx.xx	xx.xx	xx.xx	xx.xx	xx.xx	xx.xx
Gluten & Casein Digestion	xx.xx	xx.xx	xx.xx	xx.xx	xx.xx	xx.xx	xx.xx
Total	**xx.xx**	**xx.xx**	**xx.xx**	**xx.xx**	**xx.xx**	**xx.xx**	**xx.xx**

Table 562. Australia Digestive Enzyme Supplements Market Size, by Consumer Age Group, 2017-2032 (USD Thousand)

Consumer Age Group	2023	2024	2025	2026	2027	2032	CAGR (%)
Adult-Only	xx.xx	xx.xx	xx.xx	xx.xx	xx.xx	xx.xx	xx.xx
Multi-Age	xx.xx	xx.xx	xx.xx	xx.xx	xx.xx	xx.xx	xx.xx
Pediatric-Only	xx.xx	xx.xx	xx.xx	xx.xx	xx.xx	xx.xx	xx.xx
Total	**xx.xx**	**xx.xx**	**xx.xx**	**xx.xx**	**xx.xx**	**xx.xx**	**xx.xx**

Table 563. Australia Digestive Enzyme Supplements Market Size, by Oral Dosage Form, 2017-2032 (USD Thousand)

Oral Dosage Form	2023	2024	2025	2026	2027	2032	CAGR (%)
Capsules	xx.xx	xx.xx	xx.xx	xx.xx	xx.xx	xx.xx	xx.xx
Gummies	xx.xx	xx.xx	xx.xx	xx.xx	xx.xx	xx.xx	xx.xx
Oral Liquids	xx.xx	xx.xx	xx.xx	xx.xx	xx.xx	xx.xx	xx.xx
Powders & Granules	xx.xx	xx.xx	xx.xx	xx.xx	xx.xx	xx.xx	xx.xx
Tablets & Lozenges	xx.xx	xx.xx	xx.xx	xx.xx	xx.xx	xx.xx	xx.xx
Total	**xx.xx**	**xx.xx**	**xx.xx**	**xx.xx**	**xx.xx**	**xx.xx**	**xx.xx**

Table 564. Australia Digestive Enzyme Supplements Market Size, by Tablets & Lozenges, 2017-2032 (USD Thousand)

Tablets & Lozenges	2023	2024	2025	2026	2027	2032	CAGR (%)
Chewable & Dissolving Tablets	xx.xx	xx.xx	xx.xx	xx.xx	xx.xx	xx.xx	xx.xx
Swallowed Tablets & Caplets	xx.xx	xx.xx	xx.xx	xx.xx	xx.xx	xx.xx	xx.xx
Total	**xx.xx**	**xx.xx**	**xx.xx**	**xx.xx**	**xx.xx**	**xx.xx**	**xx.xx**

Table 565. Australia Digestive Enzyme Supplements Market Size, by Seller Channel, 2017-2032 (USD Thousand)

Seller Channel	2023	2024	2025	2026	2027	2032	CAGR (%)
Brand-Direct Sellers	xx.xx	xx.xx	xx.xx	xx.xx	xx.xx	xx.xx	xx.xx
General Merchandise & Grocery Retailers	xx.xx	xx.xx	xx.xx	xx.xx	xx.xx	xx.xx	xx.xx
Healthcare Practitioners & Clinics	xx.xx	xx.xx	xx.xx	xx.xx	xx.xx	xx.xx	xx.xx
Independent Direct Sellers	xx.xx	xx.xx	xx.xx	xx.xx	xx.xx	xx.xx	xx.xx
Pharmacies & Drugstores	xx.xx	xx.xx	xx.xx	xx.xx	xx.xx	xx.xx	xx.xx
Specialty Health & Nutrition Retailers	xx.xx	xx.xx	xx.xx	xx.xx	xx.xx	xx.xx	xx.xx
Total	**xx.xx**	**xx.xx**	**xx.xx**	**xx.xx**	**xx.xx**	**xx.xx**	**xx.xx**

Table 566. Australia Digestive Enzyme Supplements Market Size, by Purchase Mode, 2017-2032 (USD Thousand)

Purchase Mode	2023	2024	2025	2026	2027	2032	CAGR (%)
Digital Ordering	xx.xx	xx.xx	xx.xx	xx.xx	xx.xx	xx.xx	xx.xx
In-Person Ordering	xx.xx	xx.xx	xx.xx	xx.xx	xx.xx	xx.xx	xx.xx
Mail & Fax Ordering	xx.xx	xx.xx	xx.xx	xx.xx	xx.xx	xx.xx	xx.xx
Telephone Ordering	xx.xx	xx.xx	xx.xx	xx.xx	xx.xx	xx.xx	xx.xx
Total	**xx.xx**	**xx.xx**	**xx.xx**	**xx.xx**	**xx.xx**	**xx.xx**	**xx.xx**

Table 567. Australia Digestive Enzyme Supplements Market Size, by Enzyme Source, 2017-2032 (USD Thousand)

Enzyme Source	2023	2024	2025	2026	2027	2032	CAGR (%)
Animal-Origin Enzymes	xx.xx	xx.xx	xx.xx	xx.xx	xx.xx	xx.xx	xx.xx
Microbial-Origin Enzymes	xx.xx	xx.xx	xx.xx	xx.xx	xx.xx	xx.xx	xx.xx
Mixed-Origin Enzymes	xx.xx	xx.xx	xx.xx	xx.xx	xx.xx	xx.xx	xx.xx
Plant-Origin Enzymes	xx.xx	xx.xx	xx.xx	xx.xx	xx.xx	xx.xx	xx.xx
Total	**xx.xx**	**xx.xx**	**xx.xx**	**xx.xx**	**xx.xx**	**xx.xx**	**xx.xx**

Table 568. Australia Digestive Enzyme Supplements Market Size, by Regulatory Product Class, 2017-2032 (USD Thousand)

Regulatory Product Class	2023	2024	2025	2026	2027	2032	CAGR (%)
Dietary & Food Supplements	xx.xx	xx.xx	xx.xx	xx.xx	xx.xx	xx.xx	xx.xx
Listed Complementary Medicines	xx.xx	xx.xx	xx.xx	xx.xx	xx.xx	xx.xx	xx.xx
Natural Health Products	xx.xx	xx.xx	xx.xx	xx.xx	xx.xx	xx.xx	xx.xx
Registered Health Supplements	xx.xx	xx.xx	xx.xx	xx.xx	xx.xx	xx.xx	xx.xx
Total	**xx.xx**	**xx.xx**	**xx.xx**	**xx.xx**	**xx.xx**	**xx.xx**	**xx.xx**

20. Competitive Landscape

20.1. Market Share Analysis, 2025

Account competition is purpose-specific rather than a uniform contest among interchangeable digestive-health products. ▪▪▪▪▪▪ ▪▪▪▪▪▪ ▪▪▪▪▪▪▪ ▪▪▪▪▪▪▪▪▪ ▪▪▪▪▪▪▪▪ ▪ ▪▪▪▪▪▪▪▪▪▪▪▪▪▪ ▪▪▪▪▪▪▪▪▪▪ ▪▪▪▪▪▪▪▪ ▪▪▪▪▪ ▪▪▪▪▪▪▪▪ ▪▪▪▪▪▪▪▪ ▪▪▪▪▪▪▪▪▪▪ ▪▪▪▪▪▪ ▪▪▪▪▪ ▪▪▪▪▪▪▪ ▪▪▪▪▪▪▪▪ ▪▪▪▪▪▪▪ ▪▪▪▪▪▪▪▪▪▪▪▪▪ ▪▪ ▪▪▪▪▪▪▪ ▪▪▪▪▪▪▪ ▪▪▪ ▪▪▪▪▪▪▪▪▪▪▪ ▪▪▪▪▪▪▪▪▪▪▪ ▪▪▪▪▪ ▪▪▪▪▪▪ ▪▪▪▪▪▪ ▪▪▪▪▪▪▪▪▪▪▪ ▪▪▪▪ ▪▪▪ ▪▪▪▪▪▪ ▪▪▪ ▪▪▪▪ ▪▪▪▪▪▪▪▪▪▪ ▪▪▪▪▪▪ ▪ ▪▪▪▪▪▪▪▪▪▪ ▪▪▪▪▪▪▪ ▪▪ ▪▪▪▪▪▪▪ ▪▪▪▪▪▪ ▪▪▪▪▪▪▪▪▪▪▪ ▪▪▪ ▪▪▪▪▪▪ ▪▪▪▪▪▪▪▪▪▪ ▪▪▪▪▪▪▪▪▪▪ ▪▪ ▪▪▪▪▪▪▪▪▪▪ ▪▪ ▪▪▪▪▪▪▪▪▪▪▪ ▪▪▪▪▪▪▪▪ ▪▪▪▪ ▪▪▪ ▪▪▪▪▪▪▪▪▪ ▪▪▪▪▪▪▪▪▪▪▪ ▪▪▪▪▪▪▪▪▪ Dietary adjustment and lactose-free foods also remain alternatives in lactose-focused settings, so a recognizable consumer need does not automatically create a supplement purchase.

Professional access presents a choice between commercial roles. ▪▪▪▪▪▪▪▪▪▪▪ ▪▪▪▪▪▪▪ ▪▪▪▪▪▪▪▪▪▪▪ ▪▪▪▪▪▪▪▪▪ ▪▪▪▪▪▪▪ ▪▪▪▪▪▪▪▪ ▪▪▪▪▪▪▪ ▪▪▪▪▪▪▪▪▪▪▪▪ ▪▪▪▪▪▪▪▪▪▪ ▪▪▪ ▪▪▪▪▪▪▪▪▪▪▪▪▪▪▪ ▪▪▪▪▪▪▪▪▪▪▪▪▪▪ ▪▪▪▪▪▪▪▪▪ ▪▪▪▪▪▪▪ ▪▪▪▪▪▪▪ ▪▪▪▪▪▪▪▪▪ ▪▪▪▪ ▪▪▪▪▪▪▪▪▪▪▪▪▪ ▪▪▪▪▪▪▪▪ ▪▪▪▪▪▪▪▪ ▪▪▪▪▪▪▪ ▪▪ ▪▪▪▪▪▪▪ ▪▪▪▪ ▪▪▪▪▪▪▪ ▪▪▪▪▪▪▪▪▪ ▪▪▪▪▪▪▪▪▪ ▪▪▪▪▪▪▪▪ ▪▪▪▪▪▪▪▪▪▪ ▪▪▪ ▪▪▪▪▪▪▪ ▪▪▪ ▪▪▪▪▪▪▪▪▪▪▪▪▪ ▪ ▪▪▪▪▪▪▪ ▪▪▪▪▪▪▪ ▪▪▪▪▪▪▪▪▪ ▪▪▪▪▪▪▪▪▪▪▪ ▪▪▪▪▪▪▪ ▪ ▪▪▪▪▪▪▪ ▪▪▪▪ ▪▪▪▪ ▪▪▪▪▪▪▪▪▪ ▪▪▪▪▪▪▪▪▪ ▪▪ ▪▪▪▪▪▪▪▪▪▪▪▪▪▪ ▪▪▪▪▪▪▪▪▪ ▪▪▪▪ ▪▪▪▪▪▪▪ ▪▪▪ ▪▪▪▪▪▪▪▪▪▪▪▪ ▪▪▪ ▪▪▪▪▪▪▪▪ ▪▪▪▪▪▪▪▪▪▪▪▪▪▪▪▪▪▪ Professional branding alone does not settle account eligibility, and consumer ordering access is not a substitute for authorized resale.

Digital visibility also conceals differences in the seller relationship. Holland & Barrett's enzyme category identifies Applied Nutrition plc and NaturesPlus as sellers on particular listings, while certain Enzymedica listings identify a separate seller. ▪▪▪▪▪▪ ▪▪▪▪▪▪▪▪▪ ▪▪▪▪▪▪▪ ▪▪▪▪▪▪ ▪▪▪▪▪▪ ▪▪▪▪▪▪▪▪▪ ▪▪▪▪▪▪▪ ▪▪▪ ▪▪▪▪▪▪▪▪▪▪▪ ▪▪ ▪▪▪▪▪ ▪▪▪ ▪▪▪▪▪▪▪▪▪▪▪ ▪▪▪▪▪▪▪ ▪▪▪▪▪▪▪▪▪▪▪▪ ▪ ▪▪▪▪▪▪▪▪▪▪▪ ▪▪▪▪▪▪ ▪▪▪▪▪▪▪▪▪▪▪ ▪▪ ▪▪▪▪▪▪▪▪ ▪▪▪▪▪▪▪▪▪▪▪ ▪▪▪▪▪ ▪▪▪▪▪▪▪ ▪▪▪▪▪▪▪▪ ▪▪▪▪▪▪▪▪ ▪▪▪▪▪▪▪▪▪▪▪▪▪▪ ▪▪▪▪▪▪▪▪▪▪▪▪▪ ▪ ▪▪▪▪▪▪▪ ▪▪▪▪▪▪▪ ▪▪▪ ▪▪▪▪▪▪▪ ▪▪▪▪▪▪▪ ▪▪▪▪▪▪▪ ▪▪▪▪▪▪▪▪▪▪▪▪▪ ▪▪▪▪▪▪▪▪▪ ▪▪▪▪▪ ▪▪▪▪▪▪▪▪▪▪ ▪▪▪ ▪ ▪▪▪▪▪▪▪▪▪▪▪▪▪▪ ▪▪▪▪▪▪▪▪▪▪ ▪▪▪▪▪▪▪▪ ▪ ▪▪▪▪▪▪▪▪ ▪▪▪▪▪▪▪▪▪▪ ▪▪▪▪▪▪▪▪▪▪▪▪

Figure 43. Global Digestive Enzyme Supplements Market Share, by Key Player, 2025

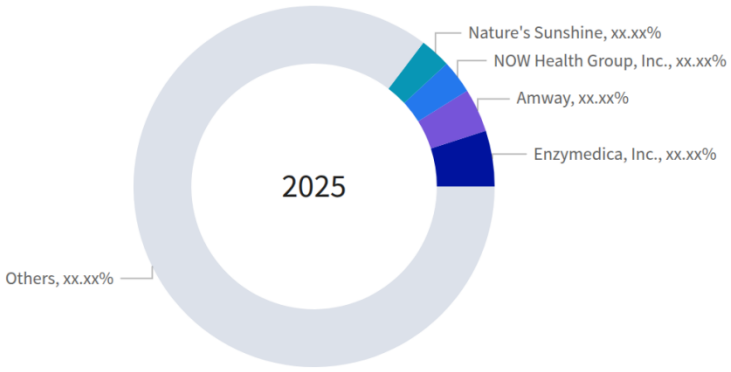

Table 569. Global Digestive Enzyme Supplements Market Share, by Key Player, 2025

Key Player	Share (%)
21st Century	xx.xx
Althaia S.A. Indústria Farmacêutica	xx.xx
Amazing Nutrition	xx.xx
Amway	xx.xx
Arrae	xx.xx
Arthur Andrew Medical	xx.xx
Better Being Co.	xx.xx
better foods GmbH	xx.xx
Biogena	xx.xx
BIOptimizers	xx.xx
BioTechUSA	xx.xx
Bonusan	xx.xx
CanPrev	xx.xx
Carlson	xx.xx
Caruso's Natural Health	xx.xx
Casa de Sante	xx.xx
Codeage	xx.xx
Costco	xx.xx
Country Life Vitamins	xx.xx
CVS Pharmacy	xx.xx
Cytoplan	xx.xx

Table 569 - continued

Key Player	Share (%)
Designs for Health	xx.xx
Dis-Chem Pharmacies (Pty) Ltd	xx.xx
dm-drogerie markt GmbH + Co. KG	xx.xx
Doctor's Best	xx.xx
Double Wood Supplements	xx.xx
dōTERRA	xx.xx
EMS	xx.xx
Enzymedica, Inc.	xx.xx
Eternal Nutrition	xx.xx
Eurofarma	xx.xx
EVA Pharma	xx.xx
Framingham Pharma SRL	xx.xx
GNC	xx.xx
GymBeam	xx.xx
Health First Network	xx.xx
HealthAid	xx.xx
HealthyHey	xx.xx
Holland & Barrett	xx.xx
Houston Enzymes	xx.xx
HSN	xx.xx
iHerb	xx.xx
Impact Sport Nutrition	xx.xx
Inlife Pharma Private Limited	xx.xx
Instituto Sanitas S.A.	xx.xx
Intoleran	xx.xx
InVite Health	xx.xx
Kiwi Biosciences	xx.xx
Konimex	xx.xx
LAC	xx.xx
Lamberts Healthcare	xx.xx
Life Extension	xx.xx
Market America	xx.xx

Table 569 - continued

Key Player	Share (%)
MaryRuth's	xx.xx
Maxinutri Laboratório Nutracêutico Ltda.	xx.xx
Metagenics	xx.xx
Microbiome Labs	xx.xx
Molecular Labs	xx.xx
Nativa	xx.xx
NaturalSlim	xx.xx
Nature's Lab	xx.xx
Nature's Sunshine	xx.xx
NaturesPlus	xx.xx
NeoGenesis	xx.xx
New Roots Herbal Inc.	xx.xx
NOW Health Group, Inc.	xx.xx
NRF	xx.xx
Nutergia	xx.xx
Nutri Life	xx.xx
Nutricost	xx.xx
Nutritional Performance Labs	xx.xx
Ora	xx.xx
Organika Health Products	xx.xx
Pharex Health Corporation	xx.xx
PharmaCare Laboratories Pty Ltd	xx.xx
Physician's Choice	xx.xx
Piping Rock Health Products, Inc.	xx.xx
Prati-Donaduzzi	xx.xx
Pro Natura Gesellschaft für gesunde Ernährung mbH	xx.xx
Revitta Alimentos Ltda.	xx.xx
Schwabe North America, Inc.	xx.xx
Seeking Health	xx.xx
Sevenpointfive	xx.xx
Sfera Bio Nutrition	xx.xx
Silver Fern Brand	xx.xx

Table 569 - continued

Key Player	Share (%)
SNAP Supplements	xx.xx
Sona Pharmacy	xx.xx
Soria Natural	xx.xx
Source Naturals	xx.xx
STADA	xx.xx
Standard Process	xx.xx
Sunday Natural	xx.xx
Swanson Vitamins	xx.xx
The Vitamin Shoppe	xx.xx
Thorne	xx.xx
União Química	xx.xx
USANA	xx.xx
Viridian Nutrition	xx.xx
Vitaco Health (NZ) Ltd	xx.xx
Vitakruid	xx.xx
Vital Nutrients	xx.xx
Walgreens	xx.xx
Zenwise Health	xx.xx
Others	xx.xx

Sources & Evidence

1. Treatment for Lactose Intolerance

   · NIDDK identifies dietary adjustment and lactose-free products alongside lactase products, supporting a substitute counterforce specific to lactose-focused purchasing. ([niddk.nih.gov](https://www.niddk.nih.gov/health-information/digestive-diseases/lactose-intolerance/treatment))

2. LACTAID Fast Act Chewable Lactase Enzyme Supplements

   · LACTAID markets Fast Act Chewables as lactose-focused lactase supplements, distinct from the conventional foods also presented on its website. ([lactaid.com](https://www.lactaid.com/products/fast-act-chewables))

3. Digestive Enzymes Ultra

   · Pure Encapsulations documents Digestive Enzymes Ultra as a vegetarian digestive-enzyme blend through a practitioner-facing purchasing interface. ([pureencapsulationspro.com](https://www.pureencapsulationspro.com/digestive-enzymes-ultra.html))

4. Purchase Terms and Conditions

   · Atrium's U.S. professional framework requires separate written permission for online and outside-U.S. selling and imposes customer-service responsibilities. ([pureencapsulationspro.com](https://www.pureencapsulationspro.com/terms-and-conditions))

5. FAQ
   · Enzyme Science identifies itself as Enzymedica's practitioner division offering enzymes and digestive-health products. ([enzymescience.com](https://enzymescience.com/pages/faq))
6. Account Application
   · Enzyme Science offers professional purchasing of Enzyme Science and Enzymedica products and affiliate-linked patient-direct ordering. Individual account rights are not established. ([enzymescience.com](https://enzymescience.com/pages/account-application))
7. Our Brands | Nestlé Health Science USA
   · Nestlé Health Science identifies Pure Encapsulations within its U.S. brand portfolio; this supports affiliation, not attribution of its whole portfolio to digestive enzymes. ([nestlehealthscience.us](https://www.nestlehealthscience.us/our-brands))
8. Our Brands | Kenvue Health Professional
   · Kenvue's professional brand portfolio identifies LACTAID, supporting attribution of the separately inspected supplement offering. ([kenvuepro.com](https://kenvuepro.com/en-us/our-brands))
9. Digestive Enzymes & Enzyme Supplements | Holland & Barrett
   · The enzyme category identifies Applied Nutrition plc and NaturesPlus as sellers on particular listings and attributes certain Enzymedica listings to a separate seller. ([hollandandbarrett.com](https://www.hollandandbarrett.com/shop/vitamins-supplements/supplements/digestive-enzymes/))
10. Beano Tablets
    · Beano positions its enzyme tablets around complex carbohydrates in grains, legumes and cruciferous vegetables; only commercial purpose is adopted. ([beanogas.com](https://www.beanogas.com/anti-gas-pills/beano-tablets))
11. Beano Website Terms of Use
    · Beano's official terms identify Prestige Consumer Healthcare Inc. and include Beano among its affiliated brands. ([beanogas.com](https://www.beanogas.com/terms-of-use))

20.2. Market Concentration Analysis, 2025

Competitive control is visible at particular retail relationships rather than established uniformly across the market. ■■■■■■■■■■■ ■■■■■ ■■■■ ■ ■■■ ■■ ■■■■■■■■ ■■■■■■■■ ■■■■■■ ■■■■ ■■■ ■■■ ■■■■■■■ ■■■■■■■ ■■■■■■■■■■■■ ■■■■■■■ ■ ■■■■■■■ ■■■■■■■■■ ■■■■■■ ■■ ■■■■■■■■ ■■■■■■■ ■■■■■■■■■■ ■■■■■ ■■■■■■■ ■■■■■■■■ ■■■■■■■ ■■ ■■■■■■■■ ■■■■■■■■ ■■■■■■■■■■■■ ■■■■■■■ ■■■■■■■■ ■■■■■■■■■■■■ ■■■■■■■■ ■■■ ■■■■■■■■■■ ■■■■■■ ■■■■ ■ ■■■■■■■■■■■■■■■■■■■■ ■■■■■■■■■■■■ ■■■ ■■■■■■■■■ ■■■■■■■ ■■■■ ■■ ■ ■■■■■■■■■■ ■■■■■■■■■■ ■■ ■■■■■ ■■■■ ■■■ ■■■■■■ ■■■■■■■ ■■■■■■■■■■■■■■■■ ■■■■■■ External-brand listings at Holland & Barrett provide a counterexample to automatic exclusion, and own-brand participation alone does not establish preferential treatment.

■■■■■■■■■■■■■■■■■■■■ ■■■■■■■ ■■■■■■■■ ■■■■■■■ ■■■■■■■■■■■ ■■■■■■ ■■■■ ■■■■■■■■■ ■■ ■■■■■ ■■■■■■■■■■ ■■■■■■■■■■■■ ■■■■■■■■ ■■■■ ■■■■■■■■■ ■■■■■■■ ■■■■■■■■■■ ■■ ■■■■■■■■■■■■■■■■■■■■ ■■■■■■ ■■■ ■■■■■■■■■■ ■■■■■■■■ ■■■■■■ ■■■ ■■■■■■■■■■■■ ■■■■■■■■■ ■■■■ ■■■■■■■ ■■■■■■■■■■ ■■■ ■ ■■■■■■■■ ■■■■■■■■■ ■■ ■■■ ■■■■■■■■■■■ ■■■■■■ ■■■■■■■■■■■■■ Enzyme Science's professional-purchasing and patient-direct ordering options demonstrate that professional participation can follow other commercial arrangements. Clinics should assess replacement options within the permissions and customer relationships they actually hold, rather than assume that all practitioner-facing products carry identical restrictions or universally high switching costs.

Upstream source control is a separate procurement issue. ▪▪▪▪▪▪▪ ▪▪▪▪▪▪▪▪▪ ▪▪▪▪▪▪▪▪▪ ▪▪▪▪▪▪▪▪▪▪▪▪▪ ▪▪▪▪ ▪▪▪▪▪▪▪▪▪ ▪▪▪▪▪▪▪▪ ▪▪▪▪▪▪ ▪▪▪▪▪▪▪▪▪▪▪▪▪▪ ▪▪▪▪ ▪▪▪▪▪▪▪▪▪▪▪ ▪▪▪ ▪▪▪▪▪▪▪▪ ▪▪▪▪▪▪▪▪▪▪▪ ▪▪▪▪▪▪ ▪▪ ▪▪▪▪▪ ▪▪▪▪▪▪▪▪ ▪▪▪▪▪▪▪ ▪▪▪▪▪▪▪▪▪▪▪▪ ▪▪▪▪▪▪▪▪▪▪▪ ▪▪▪▪▪▪▪ ▪▪▪▪▪▪▪▪ ▪▪▪▪▪▪▪▪▪ ▪▪▪▪▪▪▪▪▪ ▪▪▪▪▪ ▪▪▪ ▪▪▪ ▪▪▪▪ ▪▪▪▪▪▪▪▪▪ ▪▪▪▪▪▪▪▪▪▪▪ ▪▪▪▪▪▪▪▪ ▪▪▪▪▪▪▪▪▪▪▪▪▪ ▪▪▪ ▪▪ ▪▪▪ ▪▪▪▪▪ ▪▪▪▪▪▪▪▪▪▪▪ ▪▪▪▪▪▪▪▪ ▪▪▪▪▪▪▪▪▪ ▪ ▪▪▪▪▪ ▪▪▪▪▪▪▪▪ ▪▪▪▪▪▪▪ ▪▪▪▪▪▪▪▪▪▪▪▪▪▪ ▪▪▪▪▪▪▪ ▪▪▪▪▪▪▪ ▪▪▪ ▪▪▪▪▪▪▪▪▪ ▪▪▪▪▪▪▪ ▪▪▪▪▪▪▪▪▪▪▪▪▪ ▪▪▪ ▪▪▪▪▪▪▪▪▪▪▪ ▪▪▪▪▪▪▪▪▪▪▪ ▪▪▪▪▪▪▪ ▪▪▪▪▪▪▪▪▪ ▪▪▪▪▪▪▪▪▪ ▪▪▪▪▪▪▪▪▪▪▪▪▪▪▪ ▪▪▪▪▪ ▪▪ ▪▪▪▪▪▪▪▪▪ ▪▪▪▪▪▪▪ ▪▪▪▪▪▪▪

Specialist access may be commercially useful; the trade-off is dependence on the rights and commitments of the particular counterparty.

Sources & Evidence

1. About Us
   - BIO-CAT discloses exclusive relationships with Japanese enzyme manufacturers. This supports source-specific access control, not market-wide scarcity. ([bio-cat.com](https://www.bio-cat.com/about-us/))
2. Super Enzymes | Comprehensive Digestive Support
   - NOW documents Super Enzymes as a finished branded product; its globally sourced ingredient declaration does not identify independent upstream supply paths. ([nowfoods.com](https://www.nowfoods.com/products/supplements/super-enzymes-tablets))
3. Purchase Terms and Conditions
   - Atrium controls authorized-reseller status and can revoke purchasing privileges for prohibited online selling; these controls apply to the specified brand relationship. ([pureencapsulationspro.com](https://www.pureencapsulationspro.com/terms-and-conditions))
4. Enhanced Super Digestive Enzymes
   - Life Extension documents Enhanced Super Digestive Enzymes as a finished branded offering; its declaration does not establish independent upstream counterparties. ([lifeextension.com](https://www.lifeextension.com/vitamins-supplements/item02021/enhanced-super-digestive-enzymes))
5. Account Application
   - The professional account materials document purchasing and patient-direct ordering alternatives, challenging a uniform professional-channel arrangement. ([enzymescience.com](https://enzymescience.com/pages/account-application))
6. Holland & Barrett Herbal Digestive and Enzyme Formula 90 Capsules
   - Holland & Barrett markets an own-name Herbal Digestive and Enzyme Formula, establishing its finished-product participation alongside its retail role. ([hollandandbarrett.com](https://www.hollandandbarrett.com/shop/product/holland-barrett-herbal-digestive-and-enzyme-formula-xx.xx-capsules-xx.xx))
7. Digestive Enzymes & Enzyme Supplements | Holland & Barrett
   - Holland & Barrett lists own-name and external enzyme offerings, including separately attributed sellers; this does not establish physical placement or exclusion. ([hollandandbarrett.com](https://www.hollandandbarrett.com/shop/vitamins-supplements/supplements/digestive-enzymes/))
8. Mivolis Laktase 6.000, Mini Tabletten 100 St, 8 g dauerhaft günstig online kaufen | dm.de
   - dm's German listing identifies Mivolis lactase mini-tablets as a food supplement and dm-brand offering, with online purchasing and store-availability checks. ([dm.de](https://www.dm.de/p/d/xx.xx/mivolis-laktase-xx.xx-xx.xx-mini-tabletten-xx.xx-st))
9. Terms & Conditions | Holland & Barrett
   - Marketplace purchases ordinarily contract with the identified third-party seller, distinguishing platform access from retailer purchasing. ([hollandandbarrett.com](https://www.hollandandbarrett.com/info/terms-and-conditions/))

20.3. Recent Developments & Impact Analysis, 2025

Digital assortment access has gained a distinct marketplace alternative. Holland & Barrett states that it launched its Marketplace in early 2025 and offers onboarding support to new and existing suppliers. [illegible]

Upstream consolidation calls for procurement review rather than automatic assumptions about finished-product competition. [illegible] A change in contractual rights or delivery commitments would be a more useful decision trigger than the acquisition announcement alone.

[illegible] The financing announcement does not itself establish a changed supplement assortment, new distribution rights or different product authorization. Preparation is reasonable, but commitments should retain the distinction between an expected transaction and an implemented commercial change.

Sources & Evidence

1. BIO-CAT Joins the Lallemand Family
   · BIO-CAT states that Lallemand completed its acquisition effective July xx.xx 2026. Intended integration benefits are not customer-specific supply commitments. ([bio-cat.com](https://www.bio-cat.com/2026/xx.xx/xx.xx/bio-cat-joins-the-lallemand-family/))
2. LACTAID Fast Act Chewable Lactase Enzyme Supplements
   · The LACTAID page documents a finished lactase supplement and identifies Kenvue Brands LLC as the U.S. website publisher. ([lactaid.com](https://www.lactaid.com/products/fast-act-chewables))
3. Our Brands | Kenvue Health Professional
   · Kenvue identifies LACTAID among its brands, establishing the studied supplement relationship relevant to the proposed parent-company ownership change. ([kenvuepro.com](https://kenvuepro.com/en-us/our-brands))

4. Kimberly-Clark Corporation Announces Commencement of Exchange Offers and Consent Solicitations for Kenvue Notes
   · Kimberly-Clark's September xx.xx 2026 announcement described the Kenvue acquisition as pending, with completion expected in the fourth quarter of 2026 subject to closing conditions. ([kimberlyclark.gcs-web.com](https://kimberlyclark.gcs-web.com/news-releases/news-release-details/kimberly-clark-corporation-announces-commencement-exchange))
5. Digestive Enzymes & Enzyme Supplements | Holland & Barrett
   · Separately attributed digestive-enzyme sellers make the marketplace development relevant to studied-product account access. ([hollandandbarrett.com](https://www.hollandandbarrett.com/shop/vitamins-supplements/supplements/digestive-enzymes/))
6. Work with us | Holland & Barrett
   · Holland & Barrett states that it launched its Marketplace in early 2025 and offers onboarding support for new and existing suppliers. ([corporate.hollandandbarrett.com](https://corporate.hollandandbarrett.com/work-with-us))
7. Terms & Conditions | Holland & Barrett
   · Holland & Barrett distinguishes marketplace seller and fulfillment arrangements, with corresponding delivery and return responsibilities. ([hollandandbarrett.com](https://www.hollandandbarrett.com/info/terms-and-conditions/))

20.4. Product Portfolio Analysis, 2025

Portfolio breadth creates useful assortment choices only when the named digestive purposes remain distinct. Kiwi Biosciences positions FODZYME powder for fructans, galacto-oligosaccharides and lactose, while its support materials exclude excess fructose and polyols from that coverage. ■■■■■■■■■ ■■■■■■■■■■ ■■■■■■■■■ ■■■■■■■■ ■■■ ■■■■■■■■ ■■■ ■■■■■■■■■ ■■■ ■■■■■■■ ■■■ ■■■■■■■ ■■■■■■■ ■■■■■■■ ■■■■ ■■■■■■■■■ ■■■■■■■■ ■■■■■■■■■■■■ ■■■■■■■ ■■■■■■■■■■■■■ ■■■■■■■■■■■ ■■■ ■■■■■■■■ ■■■ ■■■■■■ ■■■■■■■■■ ■■■ ■■■■■■■■■■■ ■■■■■■■■■■■ ■■■ ■■■■■■■■■ ■■■■■ ■■■ ■■■■■■■■■■ ■■■■■■■■ ■■■■■■■■■■■■■ ■■■ ■■■■■■■■■■■■ ■■■■■■■■■■■ ■■ ■■■■■■■■■■■■■■ ■■■■■■■■■■ ■■■■■■ ■■■ ■■■ ■■■■ ■■ ■■■■■■■■ ■■■■■■■■■■■■■■■ ■■■■■■■■■■■■■ ■■■ ■■■■■■ ■■■ ■■■■■■■■■■ ■ ■■■■■■■■ ■■■■■■■■■ ■■■■■ ■■■ ■ ■■■■■■■■ ■■■■■■■■ ■■■■■■ ■■■■■■■■ ■■■■ ■■■■■■■■ ■■■■■■■■■ ■■■■■■■■

Complementary ingredients and commercial bundling create different portfolio architectures. Enzymedica's Digest Gold + Probiotics and Nutritional Performance Labs' Digestive Enzymes integrate enzymes and microbiome-support ingredients within finished supplements. ■■■■■■ ■■■■■■ ■■■■■■■ ■■■■■■■■■ ■■■ ■■■■■■■■ ■■■ ■■■■■■■■ ■■■■■■■■ ■■■■■■■■ ■■■■■■■■■ ■■■ ■■■■■■■■■■■■■■■ ■■■■■■■■ ■■■■■■■■■ ■■■■■■■■ ■ ■■■■■■■■■ ■■■■■■ ■■■■■■■■■ ■■■ ■■■■■■■ ■■■■■■■■ ■■■■■■ ■ ■■■■■■■■■■■■■■ ■■■■■■ ■■■■■■■■■■■■ ■■■■■■■■ ■■■■ ■■■■■■■■■■■■ ■■■■■■■■ ■■■■■ ■■■■■■■■■ ■■■■■■■■ ■■■■■■■■ ■■ ■■■■■■■■■■■■■■ ■■■■■■ ■■■■■■■■■■ ■■■■■■■■■ ■■■■■■■■■■■■ ■ ■■■■■■■■ ■■■■■■■■■■ ■■■■■ ■■■ ■■■■■■ ■■■■■■■■■■■■ ■■■■■■■■■ ■■■■■■■■■■ ■ ■■■■■■ ■■■■■■■■ ■■■■■■■■ ■■■■■■■■ ■■■■■■■■■■ ■■■ ■■■■■■■■■■■■■■ ■■■■■■ ■■■■■■ ■■■■■■■■ ■■■ ■■■■■■ ■■■■■■■■■■■ ■■■■■■ ■■■■■■■■■ ■■■■■■■■■■ ■■■■■■■■ ■■ ■■■■■■■■■ ■■■■■■■■■■ ■■■■■■■■■

Dietary compatibility can cut across otherwise overlapping portfolios. NOW Health Group, Inc. offers animal-origin-containing Super Enzymes alongside the separately declared vegetarian Digest Ultimate. ■■■■ ■■■■■■■■■■■ ■■■■■■■■■■ ■■■■■■■ ■■■■■■■■ ■■■■■■■■■■■■ ■■■■■■■■ ■■■■■ ■■■ ■■■■■■■■■■ ■■■■■ ■■■■■ ■■■■■■■■■■ ■■■■■■■■ ■■■■■■ ■ ■■■■■■■■ ■■■■■■■ ■■■■■■■

RESEARCH SAMPLE REPORT

[redacted]

Sources & Evidence

1. Super Enzymes | Comprehensive Digestive Support
   · Super Enzymes declares animal-origin enzyme ingredients and complementary non-microbiome ingredients, providing a product-level compatibility contrast. ([nowfoods.com](https://www.nowfoods.com/products/supplements/super-enzymes-tablets))
2. Digest Gold + Probiotics
   · Enzymedica documents Digest Gold + Probiotics as a finished capsule offering integrating digestive enzymes and probiotics. Promotional leadership and performance assertions are not adopted. ([enzymedica.com](https://enzymedica.com/products/digest-gold-probiotics-enzyme-digestion))
3. Enhanced Super Digestive Enzymes
   · The product declares a vegetarian enzyme-focused active blend and wheat and soybeans, separating vegetarian positioning from allergen exclusions. ([lifeextension.com](https://www.lifeextension.com/vitamins-supplements/item02021/enhanced-super-digestive-enzymes))
4. Starchway | Supplements for starch intolerance | Intoleran US
   · Intoleran's Starchway assortment identifies sucrose and starch as named digestive targets and documents finished capsule presentations. ([intoleran.com](https://www.intoleran.com/us/product-category/starchway/))
5. No-Fenol - Houston Enzymes
   · Houston Enzymes positions No-Fenol around fruits, vegetables and plant fiber, documenting a purpose distinct from high-fat-meal positioning. ([houston-enzymes.com](https://www.houston-enzymes.com/products/no-fenol))
6. FODZYME: FODMAP Digestive Enzymes for Fructans, GOS & Lactose
   · FODZYME identifies Kiwi Biosciences as manufacturer and markets a powder dietary supplement targeting fructans, galacto-oligosaccharides and lactose. ([fodzyme.com](https://fodzyme.com/products/fodzyme))
7. Lypazyme - Houston Enzymes
   · Houston Enzymes markets Lypazyme around high-fat meals. Only its named purchasing purpose is adopted, not performance or use guidance. ([houston-enzymes.com](https://www.houston-enzymes.com/products/lypazyme))
8. Digest Ultimate | Comprehensive Digestive Enzyme Support
   · NOW presents Digest Ultimate as a vegetarian digestive-enzyme capsule offering, preventing a uniform animal-origin classification of its enzyme portfolio. ([nowfoods.com](https://www.nowfoods.com/products/supplements/digest-ultimate-veg-capsules))
9. What if FODZYME isn't working?
   · FODZYME's support materials identify excess fructose and polyols as outside its coverage; only this separable commercial coverage limitation is used. ([care.fodzyme.com](https://care.fodzyme.com/en-US/troubleshooting-what-if-fodzyme-isnt-working-xx.xx))
10. Fructase - Intoleran International
    · Intoleran markets Fructase capsules with fructose-focused digestive positioning, establishing a named commercial target rather than comparative effectiveness. ([intoleran.com](https://www.intoleran.com/en/fructase/))

11. Holland & Barrett Herbal Digestive and Enzyme Formula 90 Capsules
    · The offering combines digestive enzymes with a complementary herbal proposition, supporting comparison with microbiome combinations and enzyme-focused products. ([hollandandbarrett.com](https://www.hollandandbarrett.com/shop/product/holland-barrett-herbal-digestive-and-enzyme-formula-xx.xx-capsules-xx.xx))
12. NPL Digestive Enzyme - Nutritional Performance Labs
    · NPL documents a finished digestive-enzyme capsule supplement incorporating prebiotic and probiotic ingredients, supporting the integrated-combination comparison. ([npl.za.com](https://www.npl.za.com/collections/all/products/digestive-enzyme))
13. Probiotic + Digestive Enzymes Gut Support Duo
    · Inlife's Gut Support Duo description identifies separate dietary-supplement products, supporting bundle-based comparison rather than integrated finished-product equivalence. ([inlifehealthcare.com](https://inlifehealthcare.com/products/probiotic-forte-digestive-enzymes))
14. Digest - Enzymes | LAC Singapore
    · LAC documents GastroRX Digest - Enzymes powder sticks with vegetarian positioning and a milk-derivative declaration, separating vegetarian and dairy-free compatibility. ([lac.sg](https://www.lac.sg/en/vitamins-and-supplements_digestive-health/lac-gastrorx/digest---enzymes-xx.xx.html))

20.5. Benchmarking Analysis, 2025

International execution differentiates suppliers that otherwise appear suitable for the same assortment brief. ■■■■■■■■■■ ■■■■■■■■■ ■■■■■■■■■■■■■■■■■ ■■■■■ ■■■■■■■ ■■■ ■■■■■■■■■■■■ ■■■■■■■■■■■■ ■■■■■■■■■■■ ■■■■■■■■■ ■■■■■■■ ■■■■■ ■■■■■■■ ■■■■■ ■■■ ■■■■■■■■■ ■■■■■■■■■■ ■■■■■■■■■ ■■■■■■■ ■■■■■■■■■■■■ ■■■■■ ■■■■■■■■■■ ■■■ ■■■■■■■■■■ ■■■ ■■■■■■■■■ ■■■■■■■■■ ■■■■■ ■■■■■■■ ■■■■■■■■■■ ■■■■■■■ ■■■■■■■■■ ■■■■ ■■■■■■■■■■■ ■■■■■■■■■■■■■■■■ ■■■■■■■■■■■■■■ ■■■ ■■■■■■■■■ ■■■■■■■ ■■ ■■■■■■ ■■■ ■■■■■ ■■■■■■■ ■ ■■■■■■■■■■■ ■■■■■■■■■■ ■ ■■■■■ ■■■■■ ■■■■■■■ ■■■■■■■ ■■■■■■■■■■ ■■■■■ ■■■■■■■■■ ■■■■■■■■■■■■ ■■■■■■■■■■■■ ■■■■■■■■ ■■■■■■■■ ■■■■■■■ ■■■■■■■■■■■■■■ ■■■ ■■ ■■■■■■■■■■■ ■■■■■ ■■■■■■■■■■■ ■■■■■■■■■■■ A partner route is appropriate only when product rights, local responsibilities and delivery commitments are confirmed; direct procurement remains an alternative for buyers able to assume those obligations themselves.

■■■■■■■■■■ ■■■■■■■■■■■■■■ ■■■■■■■■ ■ ■■■■■■■■■ ■■■■■■■■■■ ■■■■ ■■■■■ ■■■■■■■■■■■■ ■■■■■■■■■■ ■■■■■■■■■■■■ ■■■ ■■■ ■■ ■■■■■■■■■■ ■■■■■ ■■■■■■■■■ ■■■■■■■ ■■■■■■■■■■ ■■■■■ ■■■ ■■■■■ ■■■■■ ■■■ ■■■■■■■■ ■■■■■■■■■ ■■■■■■ ■■■ ■■■■■ ■■■■■■■ ■■■ ■■■ ■■■■■■■ ■■ ■■■■■■■■ ■■■ ■■■■■■■■■■ ■■■■■■■■■■ ■■■■■■■■■■■■ ■■ ■■■■■■■■■■ ■■■■■■■ ■■■■■■■■■■■■ ■■■■■■■■■■ ■■■■■■■■■■■■■■■■ ■■■■■■■■■■■■ ■■■■■ ■■■■■■ ■■■ ■■ ■■■■■■■■■■ ■■ ■■■■■■■■■■■■ ■■■■■■■■■■■■ ■■■■■■■■■■■■ ■■ ■ ■■■■ ■■■■■■■■■■ ■■■■■■■■■ ■■■■■■■■■■■■ Distributors should obtain a responsibility chain connecting the selected product, sponsor and contracting seller before relying on the brand relationship. A registry or sponsor change should trigger renewed qualification.

■■■■■■■■ ■■■■■■ ■■■■■■ ■■ ■■■ ■■■■■■■■■■■■■■■ ■■■■ ■ ■■■■■■■■■■■■ ■■■■■■■■■■ ■■■■■■■■ ■■■■■■ ■■■■ ■■■■■■■■■■■■■ ■■■■■■■■ ■■ ■■■■■■■■■■ ■■■■■■■ ■■■■■ ■■■■■■■■■■ ■■■■■■■■■■ ■■■■■■■■ ■■■■■■■■■■■■■ ■■■■■■■■■ ■■■ ■■■■■■■ ■■■■■■■■■ ■■■■■■■■■■■ ■■ ■ ■■■■■■■■■ ■■■■■■■■■■ ■■■■■■■ ■■■■■■■■■ ■■■■■■■■■■■ These interfaces provide different starting points for purchasing, not equivalent territorial rights or product-specific availability. Buyers should confirm the actual offering and destination before choosing a route; distributors additionally

need written resale and brand-use permissions rather than relying on consumer checkout access.

Two product-level uncertainties constrain format and audience benchmarking. Lacteeze's Canadian Children's Strength presentation is child-focused, while its Australian tablets combine family-facing language with differing age statements; the controlling minimum eligible age remains unsettled. [illegible]

Sources & Evidence

1. Understanding the legislative framework for listed medicines
   · TGA distinguishes sponsor self-certification for listed medicines from assessed-listed efficacy assessment and assigns continuing responsibilities to sponsors. ([tga.gov.au](https://www.tga.gov.au/resources/guidance/understanding-legislative-framework-listed-medicines))
2. International Distributors
   · Enzymedica invites international distribution partnerships and documents country-specific label support. The interface does not establish an individual agreement or authorization. ([enzymedica.com](https://enzymedica.com/pages/international-distributors))
3. FODZYME: FODMAP Digestive Enzymes for Fructans, GOS & Lactose
   · FODZYME states that international shipping is available; this documents a consumer purchasing interface rather than territorial distribution entitlement. ([fodzyme.com](https://fodzyme.com/products/fodzyme))
4. LACTEEZE Children's Strength Tablets | Lactose Intolerance Relief | in Canada
   · Lacteeze's Canadian Children's Strength page documents child-focused chewable lactase positioning; this does not determine another destination's product eligibility. ([lacteeze.ca](https://www.lacteeze.ca/lacteeze-childrens))
5. Buy Lacteeze Tablets - SINGLE PACK
   · The Australian Lacteeze page addresses children and adults while also using all-ages wording, leaving the controlling minimum eligible age unsettled. ([lacteeze.com.au](https://www.lacteeze.com.au/product/lacteeze-xx.xx-tablets/))
6. General Sales Conditions Disolut B.V. - September 2024
   · Disolut's September 2024 professional terms specify EXW Nieuwegein delivery and estimated timing unless otherwise agreed; direct EU consumer sales use separate conditions. ([intoleran.com](https://www.intoleran.com/en/wp-content/uploads/2025/xx.xx/xx.xx-Alg-Lev-vwd-Disolut-BV-B2B-EN.pdf))
7. Enzimas Digestivas Vitafor | Saúde Digestiva e Bem-Estar - Vitafor
   · Vitafor's Brazilian digestive-enzyme department lists ENZYFOR and LACZYME; department placement does not establish each offering's finished-oral classification. ([vitafor.com.br](https://www.vitafor.com.br/enzimas-digestivas/))
8. Enzyfor Vitafor - Mix de Enzimas Digestivas - 30 Sachês
   · The linked European ENZYFOR sales presentation identifies food-preparation use, challenging established finished-oral supplement equivalence; no preparation guidance is adopted. ([vitaforeurope.com](https://www.vitaforeurope.com/products/enzyfor-xx.xx-saches-3g))

9. Partners | Goodness Care

· Goodness Care associates digestive enzymes with named partners in Jordan and Saudi Arabia. Its directory does not establish signed territorial or delivery commitments.
([goodnesscare.com](https://www.goodnesscare.com/partners/))

10. Bioglan Website Privacy Policy | Bioglan

· Bioglan's policy identifies PharmaCare Laboratories Pty Ltd and related companies as website operators, not as proof of the separately named sponsor's affiliation.
([bioglan.com.au](https://bioglan.com.au/bioglan-website-privacy-policy))

11. Bioglan Platinum Digest Eze (423692) | Therapeutic Goods Administration

· The ARTG entry names Natural Bio Pty Limited as sponsor of Bioglan Platinum Digest Eze and records licence category LI; it does not establish distribution entitlement.
([tga.gov.au](https://www.tga.gov.au/resources/artg/xx.xx))

12. International Shipping

· LAC's Singapore notice suspends international shipping and directs overseas purchasers to a separate storefront serving selected countries; it does not establish product-specific access there.
([lac.sg](https://www.lac.sg/en/international-shipping/international-shipping.html))

21. Company Profiles

21.1. Enzymedica, Inc.

[redacted] This breadth gives assortment buyers alternatives for broader meal-support, specified food-related positioning and complementary-ingredient routines. Buyers should preserve those distinctions when comparing products: a shared supplier and digestive-health label do not establish interchangeable benefits or justify replacing a targeted offering with a broader combination.

Enzyme Science, Enzymedica's identified practitioner division, adds a professional route alongside the consumer-facing business. [redacted] The choice changes the clinic's commercial role; account eligibility, referral terms and customer-service responsibilities should be confirmed rather than inferred from practitioner branding.

[redacted] That support can assist a distributor evaluating a localized assortment, but does not establish product authorization or exclusive territory. Before a launch commitment, the distributor should secure the actual assortment, territorial rights and fulfillment responsibilities; an inquiry channel or localized label is not a completed distribution agreement.

Sources & Evidence

1. Digest Gold + Probiotics
   · Enzymedica markets Digest Gold + Probiotics as a finished capsule offering combining digestive enzymes and probiotics with broader meal-support positioning. Its commercial identity supports a distinct complementary-ingredient comparison, not independently established effectiveness. ([enzymedica.com](https://enzymedica.com/products/digest-gold-probiotics-enzyme-digestion))
2. Billing Terms
   · Enzymedica's shipping terms distinguish its U.S. ordering route from international orders, which are directed to its International Distributors interface. ([enzymedica.com](https://enzymedica.com/pages/billing-terms-xx.xx))
3. International Distributors
   · Enzymedica invites international distribution partnerships and states that it provides U.S. and country-specific labels. These are company-disclosed partner-support capabilities; the page does not establish a particular agreement or authorization. ([enzymedica.com](https://enzymedica.com/pages/international-distributors))

4. Mission
   - Enzymedica identifies Digest Gold, GlutenEase and Digest Spectrum in its digestive-enzyme portfolio and describes food-targeted and enzyme-plus-probiotic offerings. Promotional ranking and comparative-performance claims are not adopted. ([enzymedica.com](https://enzymedica.com/pages/mission))
   - Company verification: Enzymedica identifies digestive enzymes as a core commercial offering and names Digest Gold, GlutenEase, and Digest Spectrum.
5. FAQ
   - Enzyme Science identifies itself as Enzymedica's practitioner division and identifies digestive enzymes and specialized digestive-health products among its commercial offerings. ([enzymescience.com](https://enzymescience.com/pages/faq))
   - Company verification: Enzyme Science identifies itself as Enzymedica's practitioner division offering digestive-health enzyme products.
6. Account Application
   - Enzyme Science's practitioner account materials offer professional purchasing of Enzyme Science and Enzymedica products, affiliate-linked patient direct ordering and educational materials. The page establishes available commercial account options, not an individual clinic's granted rights. ([enzymescience.com](https://enzymescience.com/pages/healthcare-practitioner))
7. Digestive Enzymes | Contact Us
   - Company verification: The official contact page identifies Enzymedica, Inc. and its Venice, Florida location.

21.2. NOW Health Group, Inc.

NOW Health Group's NOW portfolio demonstrates why compatibility must be assessed at the finished-product level. ■■■■■ ■■■■■■■ ■■■■■■■ ■■■■■ ■■■■■■■■■■ ■■■■■■■■■■■ ■■■ ■■■■■■■ ■■■■■■■■■■■■■ ■■■■■■ ■■■■■■■■■■■ ■■■■■■■■ ■■■■ ■■■■■■■■■■■■■ ■■■■■■■■■■■ ■■■■■■■■■ ■■■■■■■ ■■■ ■■■ ■■ ■■■■■ ■■■■■■ ■■■■■■■■ ■■■■■■■■ ■ ■■■■■■■■■■ ■■■■■■■■■■ ■■■■■■■■■■■■ ■■■■■ ■■■■■■■ ■■■■■■■■■■■■ ■■ ■■■■■■■■■■ ■■■■■ ■■■■■■■■■ ■■■ ■■■■■■ ■■■■■■■■■■ ■■ ■■■■■■■■■■■■ ■■■■■■■■■■■■ ■■■■■■ ■■■■■■■■ ■■■ ■■■■■■ ■■■■■■■ ■■■■■■ ■■■■ ■■■■■■■■■ ■■■ ■■■■■■ ■■■ ■■■■■■ ■■■■■■■■■ ■■■■■■■■■■ The vegetarian option broadens the available choice, but does not establish equivalent benefits or suitability for the same purchasing objective.

Super Enzymes also distinguishes domestic finished-product positioning from domestic ingredient sourcing: NOW describes it as made in the United States with globally sourced ingredients. A buyer requiring U.S. finished-product manufacture can assess that declaration, while a buyer requiring domestic inputs needs an additional origin commitment. ■■■■■■■■■■■ ■■■■■■■■■■ ■■■■■■ ■■■■■■■■ ■■■■■■■■■■■■■■ ■■■ ■■■■■■■■ ■■■■■■■■■■ ■■■ ■■■■■■■■■ ■■■■■■ ■■■■■■■■ ■■■■■■■ ■■ ■■■■■■■■ ■■■ ■■■■■■■■■■■■■■■■■■■■■■ ■■■■■■■■■■ ■■ ■■■■■■ ■■■■ ■■■■■■■■ ■■■■■■■■■■■■ ■■■■■■■■■■■ ■■■■■■■■■■

Sources & Evidence

1. Super Enzymes | Comprehensive Digestive Support
   - NOW labels Super Enzymes tablets for adults, declares animal-origin enzyme ingredients, betaine HCl and ox bile, and describes the finished product as made in the United States with globally sourced ingredients. Only commercial classification and sourcing declarations are used. ([nowfoods.com](https://www.nowfoods.com/products/supplements/super-enzymes-tablets))

2. Terms and Conditions of Use
   - NOW identifies NOW Health Group, Inc. as the owner and operator of its website, supporting attribution of the inspected NOW product portfolio to the assigned company identity. ([nowfoods.com](https://www.nowfoods.com/terms-and-conditions-use))
   - Company verification: NOW's website is owned and operated by NOW Health Group, Inc., an Illinois corporation.
3. Digest Ultimate | Comprehensive Digestive Enzyme Support
   - NOW presents Digest Ultimate as a vegetarian digestive-enzyme capsule offering and labels it for adults. This provides a documented within-company compatibility alternative without establishing equivalence to Super Enzymes. ([nowfoods.com](https://www.nowfoods.com/products/supplements/digest-ultimate-veg-capsules))
4. Digestive Enzymes | Support Healthy Digestion* | NOW Foods
   - Company verification: NOW's official digestive-enzyme supplement category offers Super Enzymes tablets.

21.3. Nestlé Health Science

Nestlé Health Science's identified U.S. brand portfolio includes Pure Encapsulations, providing a documented route into digestive-enzyme supplements without attributing the entire corporate portfolio to this market. Pure Encapsulations markets Digestive Enzymes Ultra as an adult-positioned vegetarian blend through its practitioner-facing interface. ■■■ ■■ ■■■■■■■■■■ ■■■■■■ ■■■ ■■■■■■■■ ■■■■■■■■■■ ■■ ■■■ ■■■■■■■■ ■■■■■■■■ ■■■■■■■■■■ ■■■ ■■■ ■■■■■■■■■■■■ ■■■ ■■■ ■■■■■■ ■■■■■■■■■■ ■■■■■■■■■■■ ■■■ ■■■■■ ■■■■■■■■■■■■■■■■■■ ■■■■■■■■■■ ■■■■■■ ■ ■■■■■■■■■■ ■■■■■■■ ■■■ ■■■■ ■■■ ■■■■■■■■■ ■■■■■■■■■■■■■■■■■■■ ■■■■ ■■■■■■■■■■■■■ ■■ ■■■■■■■■■■■■■■■■■■■■■■■■■ ■■■■■■■■■■

Professional access is contractually controlled. Atrium's U.S. terms require a qualifying professional account, restrict sales to end users, and require separate written consent for online resale and selling or promotion outside the United States. ■■■■■■■■■ ■■■■ ■■■■■■■ ■■■■■■■■■■■■■■■ ■■■ ■■■■■■■■■■■■■■■■■■ ■■■■■■■ ■ ■■■■■■■ ■■■■■■■ ■■■■■■■ ■■■ ■■■■■■■■■■ ■■■■■■■■■■ ■■■■■■ ■■■■■■■ ■ ■■■■■■■ ■■■■■■■■■■■ ■■■■ ■■■■■ ■■■■■■■■■ ■■■■■■■■■■■■ ■■■■■■■■ ■■■ ■■■■■■■■■■ ■■■■■■■■■■■ ■■■■■■ ■■■■■ ■■■ ■■■■■■■■■■■ ■■ ■■■■■■■■■■■■ ■■■■■■ ■■ ■■■■■■■■■■■■■ ■■■■■■■■■ ■■■■■■■

Sources & Evidence

1. Digestive Enzymes Ultra
   - Pure Encapsulations markets Digestive Enzymes Ultra as a vegetarian digestive-enzyme blend with adult positioning through its practitioner-facing product interface. Its positioning supports product-fit comparison rather than demonstrated interchangeability. ([pureencapsulationspro.com](https://www.pureencapsulationspro.com/digestive-enzymes-ultra.html))
2. Purchase Terms and Conditions
   - Atrium's U.S. professional terms establish account qualifications, end-user restrictions, separate written consent for online and outside-U.S. selling, and customer-service and recall-cooperation duties. ([pureencapsulationspro.com](https://www.pureencapsulationspro.com/terms-and-conditions))
3. Our Brands | Nestlé Health Science USA
   - Nestlé Health Science includes Pure Encapsulations in its identified U.S. brand portfolio. This supports brand attribution, not allocation of the entire corporate portfolio to digestive-enzyme supplements. ([nestlehealthscience.us](https://www.nestlehealthscience.us/our-brands))
   - Company verification: Nestlé Health Science's official US portfolio includes Garden of Life and Pure Encapsulations.

4. About us | Nestlé Health Science USA
   - Company verification: Nestlé Health Science's official business page describes its US corporate and manufacturing operations and its acquisition history.
   - Company verification: This supports the retained operating-business reporting level rather than an assertion that Nestlé Health Science is an independently owned company.
5. Enzymes Supplements | Garden of Life
   - Company verification: Garden of Life's official enzyme category lists finished digestive-health enzyme supplements, establishing participation by an identified Nestlé Health Science portfolio brand.

21.4. Kenvue Inc.

Kenvue participates through LACTAID, which its professional portfolio identifies as a group brand. ■■■ ■■■■■ ■■■■■■ ■■■■ ■■■ ■■■■■■■ ■■■■■■■■■■ ■■ ■■■■■■■ ■■■ ■■■■■■■■■■ ■■■■■■■ ■■■■■■■■■ ■■■■■■■■■ ■■■■ ■■■■■■■■■■■■■ ■■■ ■■■ ■■■■ ■■■■■■■■■■■■■■■ ■■■■■■■■■■ ■■■■■■■■■ ■■■■■■■■ ■■■■■■■■ ■■■■■■■■■■■■■ ■■■■ ■■■■■■■■ ■■■ ■■■■■■■ ■■■■■■■ ■■■ ■■■■■■■■ ■■■■ ■■ ■■■ ■■■■ ■■■■■■■■ ■■■■■■■■ ■■ ■■■■■■■ ■■■■ The defensible capability is therefore an attributed, purpose-specific supplement offering, not an assumed broad-spectrum digestive-enzyme portfolio.

■■■ ■■■■■■■■ ■■■■■■■■ ■■■■■■■■■■ ■■■■■■■■ ■■■■■■■■■■■■ ■■■■■■ ■■■ ■■■■■■ ■■■ ■■■■■■ ■■■■■■■■■■■■ ■■■■■■■ ■■■■■■ ■■■■■■■■■■ ■■■■■■■ ■■■■■■■ ■■■■■■■■■ ■■■■■ ■■■ ■■■■■■■■■■■■■■■■■■■■ ■■■■■■■■■■■■ Retailers evaluating the enzyme offering should compare its named purpose and presentation rather than use the breadth of the entire LACTAID assortment as evidence of supplement breadth. The focused proposition makes the purchasing occasion clear, but does not address every objective served by broader digestive-enzyme products.

Ownership expectations should not replace counterparty verification. Kimberly-Clark's September xx.xx 2026 announcement described its Kenvue acquisition as pending, with completion expected in the fourth quarter of 2026 subject to closing conditions. ■■■■■■■■■■ ■■■■■■■■ ■■■■■■■ ■■■■■■■ ■■■■■■■■■■■■■■■■ ■■■ ■■■■■■■■■■ ■■■■■■■■■■ ■■ ■ ■■■■■■■■■ ■■■■■■■■■■■ ■■■■■■■■ ■■■■■ ■■■■■■■■■■■ ■■■■■■■■■■■■■ ■■■ ■■■■■■■■■■■■ ■■■■■■■ ■■■■■ ■■■ ■■■■■■■■■ ■■■■■■■■■■ ■■■■■■■■ ■■■■■■■■ ■■ ■■■ ■■■■■■■■■■■■ ■■■■■■■■

Sources & Evidence

1. LACTAID Fast Act Chewable Lactase Enzyme Supplements
   - LACTAID markets Fast Act Chewables as lactose-focused lactase supplements. Its site separately presents conventional dairy foods and identifies Kenvue Brands LLC as publisher of the U.S. website. ([lactaid.com](https://www.lactaid.com/products/fast-act-chewables))
2. Our Brands | Kenvue Health Professional
   - Kenvue's U.S. professional brand portfolio identifies LACTAID, corroborating attribution of the separately inspected supplement offering to Kenvue. ([kenvuepro.com](https://kenvuepro.com/en-us/our-brands))
   - Company verification: Kenvue's professional-facing portfolio identifies Lactaid among its brands, corroborating the corporate attribution of the separately evidenced lactase supplement.

3. LACTAID Fast Act Lactase Enzyme Supplement Caplets
   - LACTAID offers Fast Act lactase enzyme supplement caplets with dairy-related positioning, establishing another finished oral presentation for its lactose-focused proposition. ([lactaid.com](https://www.lactaid.com/products/lactaid-fast-act-caplets))
   - Company verification: Lactaid's official page offers Fast Act lactase enzyme supplement caplets.
   - Company verification: The page identifies Kenvue Brands LLC as its publisher; attribution to the Kenvue Inc. reporting identity requires legal-affiliation reconciliation.
4. Company Name Changes - Frequently Asked Questions
   - Kenvue's supplier document identifies Kenvue Brands LLC among the renamed legal entities and states that the affected entities remain ultimately owned by Kenvue Inc. ([kenvue.com](https://www.kenvue.com/supplier-faq-company-name-change-all-regions-pdf))
   - Company verification: Kenvue's supplier document identifies Kenvue Brands LLC as the renamed US subsidiary and states that the affected legal entities remain ultimately owned by Kenvue Inc.
5. Kimberly-Clark Corporation Announces Commencement of Exchange Offers and Consent Solicitations for Kenvue Notes
   - Kimberly-Clark's September xx.xx 2026 announcement describes the Kenvue acquisition as pending and expected to complete in the fourth quarter of 2026, subject to customary closing conditions. The stated expectation is not a completed ownership event. ([kimberlyclark.gcs-web.com](https://kimberlyclark.gcs-web.com/news-releases/news-release-details/kimberly-clark-corporation-announces-commencement-exchange))
   - Company verification: The September xx.xx 2026 announcement describes the Kenvue acquisition as pending, with completion expected in the fourth quarter of 2026 subject to closing conditions.
6. Form 8-K for Kimberly Clark Corp filed 09/28/2026
   - Company verification: The September xx.xx 2026 filing describes the Kenvue transaction as proposed and states that the mergers are expected to close in the fourth quarter of 2026, subject to approvals and other conditions.
   - Company verification: The September xx.xx 2026 filing contains acquisition-related pro forma information involving Kenvue; it is not used to establish a completed ownership change.
7. Kimberly-Clark and Kenvue shareholders overwhelmingly approve Kimberly-Clark's acquisition of Kenvue - A new view of care
   - Company verification: The January xx.xx 2026 announcement identifies Kenvue Inc. and shareholder approval of Kimberly-Clark's proposed acquisition.
   - Company verification: Shareholder approval is not evidence that the acquisition has closed.

21.5. Kiwi Biosciences

Kiwi Biosciences is explicitly identified as the manufacturer of FODZYME, a marketed digestive-enzyme dietary supplement presented as a powder. Its named carbohydrate targets are fructans, galacto-oligosaccharides and lactose, with home and portable packaging options. ■■■■ ■■■■■■■■ ■ ■■■■■■■■ ■■■■■■■■■■ ■■ ■■■■■■■■■■■■ ■■■■■■■■ ■■■ ■■■■■■■■ ■■■■■■■■ ■■■■■■■■ ■■■ ■■■■■■ ■■■■■ ■■■■ ■■■■■■ ■■■■■■■■■■■■■ ■■■■■■■■ ■■■■■■■■■■■■■ ■■■■■■■■■■ ■■■■■■■■ ■■■ ■■■■■■ ■■■■■■■■ ■■■ ■■■■■■■■■■ ■■■■■ ■■ ■■■■■■■■ ■■ ■ ■■■■■■■■■■ ■■■■■■■ ■■■ ■■■■■■■■■■■■ ■■■■■■■■■■■■ ■■ ■■■■■■■■■■■■■■■■■■■■■■ ■■■■■■■■■■■■■■

FODZYME's coverage should remain narrower than an unrestricted FODMAP proposition. ■■■ ■■■■■■■■■■ ■■■■■■■■ ■■■■■■■■■ ■■■■■■■■■■ ■■■■■■ ■■■■■■■■ ■■■ ■■■■■■■■ ■■ ■■■■■■■■ ■■■■■ ■■■■■■■■■■ ■■■■■■■■■■ ■■■■■■■■■■ ■■■■■■ ■■■■■■ ■■■■■■■■■■ ■■■■■■■■■ ■■■ ■■■■■■ ■■■■■■■■■ ■■■■ ■■■■■■■■■■ ■■■■■■■■■■■■ ■■■■■■■ ■■■■ ■■■■■ ■■■■■■■■■■ ■■■■■■■■■■■■ ■■■■■■■■■ ■■■■■ ■■■ ■■■■■■■ ■■■■■■■ ■■■■■■ ■■■■■■■■■■■■ ■■■ ■■■■■■■■■ ■■■■■■■■■■ ■■■ ■■■■■■■■■■■ ■■■■■■■■■■ ■■■■■■■■■■■■ ■■■ ■■■■■■■■■■■■ ■■■■■ ■■ ■■■■■■■■■■■■ ■■■■ ■■■■■■■■■■ A

distributor should establish the intended assortment fit and actual territorial rights before committing to a broader positioning claim.

Sources & Evidence

1. FODZYME: FODMAP Digestive Enzymes for Fructans, GOS & Lactose
   · The FODZYME product page identifies Kiwi Biosciences as manufacturer and the product as a dietary supplement. It markets a powder targeting fructans, galacto-oligosaccharides and lactose, offers home and portable presentations, and states shipping availability to Canada, the United Kingdom and Australia. ([fodzyme.com](https://fodzyme.com/products/fodzyme))
   · Company verification: The official FODZYME page identifies the product as a digestive-enzyme dietary supplement and names Kiwi Biosciences as manufacturer.
2. What if FODZYME isn't working?
   · FODZYME's own support guidance identifies excess fructose and polyols as outside this product's coverage. Only the separable declared coverage limitation is used, not consumer-use or experimental guidance. ([care.fodzyme.com](https://care.fodzyme.com/en-US/troubleshooting-what-if-fodzyme-isnt-working-xx.xx))

21.6. Intoleran

Intoleran offers differentiated carbohydrate-focused propositions under an identified business operator. ■■■ ■■■■■■■■■■■■ ■■■■■ ■■■■■■■■■■ ■■■■■■■■ ■■■■■■■■ ■■■■ ■■ ■■■■■■■■■■ ■■■■■■ ■■■ ■■■■■■■■■■ ■■■■■ ■■■■■ ■■■■■■■■ ■■■■■■■■ ■■■ ■■■■■■■■■■ ■■■ ■■■■■■■■ ■■■■■■■■■■■ ■■■■■ ■■■ ■■■■■■■■■■ ■■■■■■■■■■ ■■■■■ ■■■■■■■■ ■■■ ■■■■■■ ■■ ■■■ ■■■■■■■■ ■■■■■■ ■■■■■■■■■■■■ ■■■■ ■■■■■■■ ■ ■■■■■■■■■■ ■■■■■■■ ■■■■■■■■■■■■ ■■ ■■■■■■■■ ■■■■■■■■■■ ■■■■■■■■■■■■■■■■■ ■■■■■■■■■■ A substitution decision should retain the actual named target and finished presentation; similar digestive-support language does not establish equivalent coverage.

■■■■■■■■■ ■■■■■■■■■ ■■■■■ ■■ ■■■■■■■■ ■■■ ■■■■■■■ ■■■■■■■ ■■■ ■■■■■■■■■■ ■■■ ■■■ ■■■■■■■■■■■■ ■■■■■■■■ ■■■■■ ■■■■■■■■ ■ ■■■■■■■■ ■■■■■■■■■■ ■■■■■■■■■■■ ■■■■■■■■■■ ■■■■■■■■■ ■■■■ ■■■■■■■■■■ ■■■■■■■■ ■■■ ■■■■■■■■ ■■ ■■■■■■■■■■■■ ■■■ ■■■■■■■■■■■■ ■■■ ■■■■■ ■■■■■■■■ ■■■■■ ■■ ■■■■■■■■■■ ■■■■■■ ■■■■■■■■■■ ■■■■■■ ■■■■■■■■■■ ■ ■■■■■■■■■■■■ ■■■■■■■■ ■ ■■■■■ ■■■■■■■ ■■■■■■■ ■■■■■■■ ■■■■■■■■■ ■■■■■■■■■■■■ ■■■■■■■■ ■■■ ■■■■■■■■■ ■■■■■■■■■■■■ ■■■■■■■■ ■■ ■■■■■■■■■ ■■■■■■■■ ■■■■■■■■■■ ■■■■■■■■■ These business conditions do not apply to direct EU consumer purchases, which use separate terms. Regional selling presence therefore does not settle the obligations of a particular professional supply agreement.

Sources & Evidence

1. Starchway | Supplements for starch intolerance | Intoleran US
   · Intoleran's Starchway assortment presents finished capsule offerings and names sucrose and starch as digestive targets, supporting a distinct purchasing proposition from Fructase's fructose positioning. ([intoleran.com](https://www.intoleran.com/us/product-category/starchway/))
2. Fructase - Intoleran International
   · Intoleran's international Fructase page identifies a finished capsule product and explicitly positions it for fructose digestion. This establishes commercial presentation and named target, not independently demonstrated effectiveness. ([intoleran.com](https://www.intoleran.com/en/fructase/))

3. General Sales Conditions Disolut B.V. - September 2024
   - Disolut's September 2024 professional conditions identify the Intoleran trade name, specify EXW Nieuwegein delivery, and make delivery times estimates unless expressly agreed otherwise; direct EU consumer sales use separate conditions. ([intoleran.com](https://www.intoleran.com/en/wp-content/uploads/2025/xx.xx/xx.xx-Alg-Lev-vwd-Disolut-BV-B2B-EN.pdf))
   - Company verification: The official business sales conditions identify Disolut BV as operating under the Intoleran trade name and provide its Dutch trade-register number.
   - Company verification: This establishes the legal operator behind the retained Intoleran reporting name.
4. About Intoleran | Intoleran International
   - Intoleran's official company materials describe selling its products in Europe, the United States and Australia. This is company-disclosed regional presence, not a complete distributor-rights perimeter. ([intoleran.com](https://www.intoleran.com/en/about-us/))
   - Company verification: Intoleran identifies itself as a Dutch digestive-support supplement company originating in lactose-digestion products.
   - Company verification: It describes sales in Europe, the United States, and Australia.
5. Lactase - Intoleran International
   - Company verification: Intoleran's inspected catalogue offers finished oral lactase tablets and capsules with purchasing controls.
   - Company verification: The same catalogue offers Fodmix, formerly Quatrase, as an oral digestive-enzyme supplement, supporting its targeted food-intolerance portfolio.
   - Company verification: Food-treatment drops are not needed for the finished oral-supplement participation finding.
6. Products | Intoleran International
   - Company verification: Intoleran's official international website provides a products catalogue under the existing market-facing identity.

21.7. Factors Group of Nutritional Companies Inc.

Factors Group's evidenced brand participation connects Natural Factors and Webber Naturals without making their finished offerings interchangeable. ■■■■■■■ ■■■■■■■■ ■■■■■ ■■■■■■■■■■ ■■■■■■■ ■■■■ ■■■■■■■ ■■■■■ ■■■■■■ ■■■■■■■■■■ ■■■■■■■ ■■■■■■■■■ ■■■■■■ ■■■■■■■■■■ ■■■■■■■■ ■■■■■■■■■■■■■■■■ ■■■■■■■■■ ■■■■■■■■ ■■■■■■■■■■ ■■■■■■■ ■■■ ■■■■■ ■■■■■ ■■■■■■■ ■■■■■■■■ ■■ ■■■■■■■ ■■■ ■■■■■■■■ ■■■■■■■■■■■■■■ ■■■■ ■■■■■ ■■■■■■■■■■ ■■■■■■■ ■ ■■■■■■■■■■■ ■■■■■■■■■■ ■■■■■■■■ ■■■■■■■ ■■■■■■■■■■ ■■■■■■■■ ■ ■■■■■ ■■■■■■■■■■■■■ ■■■■■■■ ■■■ ■■■■■■■■■ ■■■■ ■■■■■■■■ The digestive-health catalogue also includes adjacent products, so the entire category should not be treated as an enzyme-supplement portfolio.

■■■ ■■■■■■■■■■■■■ ■■■■■■■■■■ ■■■ ■■■■■■ ■■■■■■■■■■ ■■■■■■ ■■■■■■■ ■■■ ■■■■■ ■■ ■■■■■■■■■ ■■■■■■■■■■■■ ■■■■■■■■■■■■ ■■ ■■■■■■■■■■■■ ■■■■■■■■■■■■■■ ■■■■■■■■■ ■■■■■■■■■■ ■■■■■■ ■■■■■■ ■■■ ■■■■■■■ ■■■■■■■ ■■■ ■■■ ■■■■■■ ■■■■■■■■ ■■■■■■■■■■■■ ■■■■■ ■■■■■■■■■■ ■■■■■■ ■■■■■■■■■■ ■■■■■■■■■ ■■■ ■■■■■■■■■■ ■■■■■■■■■■■■■■■ ■■■■■■■■■■■■■■■■■■ A supply agreement should specify the brand, finished product, destination and responsible counterparty rather than assume that group association creates a unified contract or interchangeable availability. This preserves the benefit of multiple brand options while keeping product qualification and commercial accountability specific.

Sources & Evidence

1. Information Kit - Regulation of Natural Health Products

   · Health Canada requires product licences for Natural Health Products and site licences for specified commercial supply activities, including importing. These are distinct from ordinary retailer responsibilities and support product- and activity-specific qualification. ([canada.ca](https://www.canada.ca/en/health-canada/services/drugs-health-products/natural-non-prescription/regulation/information-kit.html))

2. Health Product InfoWatch: August 2024

   · Health Canada's August 2024 publication associates Factors Group of Nutritional Companies Inc. with supplements sold under Natural Factors and Webber Naturals. This supports brand attribution only; it does not establish authorization or recall status of the selected enzyme products. ([canada.ca](https://www.canada.ca/en/health-canada/services/drugs-health-products/medeffect-canada/health-product-infowatch/august-2024.html))

   · Company verification: Health Canada identifies Factors Group of Nutritional Companies Inc. in connection with supplements sold under Natural Factors and Webber Naturals, supporting the group identity and brand association.

3. High Potency Multi Enzyme Vegetarian Formula

   · Natural Factors' U.S. product catalogue markets High Potency Multi Enzyme Vegetarian Formula as a finished capsule supplement, supporting the group's broader vegetarian enzyme comparison. ([naturalfactors.com](https://naturalfactors.com/products/multi-enzyme-vegetarian-formula))

   · Company verification: Natural Factors' official store offers High Potency Multi Enzyme Vegetarian Formula as a finished digestive supplement.

4. Digestive Health Supplements | Webber Naturals Canada

   · Webber Naturals' Canadian digestive-health catalogue lists Digestive Enzymes and Dairy Again lactase capsules and chewable tablets alongside adjacent non-enzyme products. It establishes assortment and presentation, not authorization of every listed product. ([webbernaturals.com](https://webbernaturals.com/collections/digestive-health))

   · Company verification: Webber Naturals' Canadian catalogue offers Digestive Enzymes and Dairy Again lactase products.

5. Factors Group of Nutritional Companies Inc - Friend of the Sea

   · Company verification: The certification register identifies Factors Group of Nutritional Companies Inc. and lists Natural Factors and Webber Naturals as own brands; this supports identity association, not digestive-product certification.

21.8. Holland & Barrett

Holland & Barrett combines retailer-controlled assortment access with an own-name digestive-enzyme offering. Its Herbal Digestive and Enzyme Formula pairs enzymes with a complementary herbal proposition and is presented as suitable for vegetarians and vegans. ■■■ ■■■■■■■ ■■■■ ■■■■■■■■ ■■■■■■■■■ ■■■■■■■■■■■■■■■■■■ ■■■ ■■■■■■■■■■■■■■■■ ■■■■■■■■■■■ ■■■■■ ■■■■■■■■■ ■■■■■■■■■■ ■■■■■■■■ ■■■■■■■ ■■■ ■■■ ■■■■■■■■ ■■■■■■■■■ ■■■ ■■■■■■■■ ■■ ■■■■■ ■■■■■■ ■■■ ■■■■■■■■■■ ■■■■■■■ ■■■■■■ ■■ ■■■■ ■■■■■■■ ■■■■ ■■■■■ ■■■■■■■■■■ ■■■■■■■ ■■■ ■■■■■■■■■■ ■■■ ■■■■■■■■ ■■■■■■■■■

■■■ ■■■■■■■ ■■■■■■■■ ■■■■■■■■ ■■■■■■■■ ■■■■■■■ ■■■ ■■■■ ■■■■■■■■ ■■■■■■■■■■ ■■■■■■■■■■ ■■ ■■■■■■■■ ■■■■■■■■ ■ ■■■■■■■■ ■■■■■■■■ ■■ ■■■■■■■■■■ ■■■ ■■■■■■■■■■■■■ ■ ■■■■■■■■■■■■■■■■■■ ■■■■■■■■■ ■■■■■■■■■■■■ ■■ ■■■■■■■■ ■■ ■■■■■■■■ ■■■■■ ■■■■■■■■■■ A brand seeking access should distinguish retailer resale from third-party marketplace participation and confirm fulfillment, returns and customer-service ownership before committing. A marketplace route may provide digital access without satisfying a

store-placement objective; the appropriate route depends on the agreement and the brand's desired customer relationship, not merely the visibility of its product on the site.

Sources & Evidence

1. Holland & Barrett Herbal Digestive and Enzyme Formula 90 Capsules
   · Holland & Barrett markets its own-name Herbal Digestive and Enzyme Formula with a complementary herbal proposition and vegetarian and vegan declarations. The page provides delivery, store-availability and click-and-collect interfaces without establishing universal store stocking. ([hollandandbarrett.com](https://www.hollandandbarrett.com/shop/product/holland-barrett-herbal-digestive-and-enzyme-formula-xx.xx-capsules-xx.xx))
   · Company verification: Holland & Barrett's official store offers its own Herbal Digestive and Enzyme Formula capsules.
2. Digestive Enzymes & Enzyme Supplements | Holland & Barrett
   · Holland & Barrett's enzyme category includes its own-name offering, external brands and listings explicitly marked with separate sellers. This supports distinguishing retailer resale from third-party digital listing rather than inferring physical placement from website visibility. ([hollandandbarrett.com](https://www.hollandandbarrett.com/shop/vitamins-supplements/supplements/digestive-enzymes/))

21.9. Nature's Sunshine

[redacted] This combined proposition differs from a targeted lactase-only offering. Its product page uses both fungi-sourced and plant-sourced descriptors, so buyers should confirm the controlling product declaration before assigning an exclusive enzyme-origin category.

The brand-direct ordering interface coexists with an independent-consultant distribution model. The company's filing describes consultants as separate businesses purchasing for personal use or customer resale and identifies consultant retention and conduct as business dependencies. [redacted]

Sources & Evidence

1. Nature's Sunshine Products, Inc. Form 10-K for the Year Ended December 31, 2025
   · The filing describes independent consultants as separate businesses purchasing products for personal use or resale. It identifies consultant retention and conduct as corporate distribution dependencies, without establishing digestive-enzyme-specific outcomes. ([ir.naturessunshine.com](https://ir.naturessunshine.com/sec-filings/all-sec-filings/content/xx.xx-xx.xx-xx.xx/natr-xx.xx.htm))
2. Proactazyme Supplement for Proper Digestion
   · Nature's Sunshine directly offers Proactazyme as a general-purpose digestive-enzyme supplement in vegetable capsules with complementary herbs. The page uses both fungi-sourced and plant-sourced descriptions, supporting verification rather than an exclusive origin assignment. ([naturessunshine.com](https://www.naturessunshine.com/product/proactazyme))

3. Digestive Enzymes | Nature's Sunshine
   · Company verification: Nature's Sunshine's official Canadian product catalogue lists Digestive Enzymes as a finished digestive-aid offering.

21.10. Lacteeze

[illegible] Its Canadian Children's Strength page specifies chewable tablets for ages xx.xx-xx.xx while the Australian Lacteeze Tablets page addresses children and adults and provides a direct purchasing interface. These presentations document different commercial audiences, not a single globally interchangeable product declaration.

[illegible] Sellers should retain the country and exact product variant in their assortment records and obtain the applicable label and eligibility documentation before extending age representations. Applying the Canadian age interval to the Australian offering would simplify merchandising but create an unsupported equivalence; a label or authorization change should trigger renewed qualification.

Sources & Evidence

1. LACTEEZE Children's Strength Tablets | Lactose Intolerance Relief | in Canada
   · The Canadian Children's Strength page presents chewable lactase tablets and specifies ages xx.xx-xx.xx. This documents the page's age positioning, not child-exclusive eligibility or authorization of another destination's product. ([lacteeze.ca](https://www.lacteeze.ca/lacteeze-childrens))
2. Buy Lacteeze Tablets - SINGLE PACK
   · The Australian Lacteeze Tablets page offers direct purchasing and addresses children and adults. Separate all-ages wording does not conclusively establish a controlling minimum age or equivalence to the Canadian Children's Strength presentation.
   ([lacteeze.com.au](https://www.lacteeze.com.au/product/lacteeze-xx.xx-tablets/))
3. Our Story - Lacteeze
   · Company verification: Lacteeze's official company story identifies Allergyfree as the Australia and New Zealand distribution-rights holder.
   · Company verification: The page describes a family-operated business and a transition of much of the Lacteeze range to Australian manufacture.
4. About Lacteeze - Lacteeze
   · Company verification: Lacteeze's official brand page identifies lactase-enzyme supplements and lists oral chewable tablets and caplets.
   · Company verification: Conventional-food treatment drops are not needed to establish the oral-product participation claim.

21.11. Vitafor

Vitafor's Brazilian digestive-enzyme storefront offers LACZYME lactase capsules alongside ENZYFOR sachets. [illegible] The European sales site linked by Vitafor also presents LACZYME as a lactase food supplement,

establishing a further commercial interface without independently establishing destination authorization.

The sachet comparison requires a narrower interpretation. Vitafor's linked European storefront describes ENZYFOR as an enzyme mix for food preparation. ■■■ ■■■■■■■■■ ■■ ■ ■■■■■■■■■■■■■■■■ ■■■■■■■ ■■■■■■■■■ ■■■■ ■■■ ■■■■■■■■■ ■■■■■■■■■■■■■ ■■■■■■■■■■ ■■■■■■ ■■ ■■■■■■■■■■■■■■■■■■ ■■■■ ■■■■■■■■ ■■■■■■ ■■■■■■ ■■■■■■ ■■■ ■■■■■■■■■■■ ■■■■■■■ ■■■■■■■■■■■■■■ ■■■ ■■■ ■■■■■■■■ ■■■■■■■■■■■ ■■■■■■ ■■■■■ ■■■■■■■ ■■ ■■■■■■■■■■■■■■■■■■ ■■■■■■■■■■■■ ■■■ ■■■■■■■■■■ ■■■■■■■■■■■■■■■■ ■■■■■■■■■■■■ ■■■■■■■ ■■■■■■■■ ■■■■■■■■■ ■■■■■■■■

Vitafor separately invites store owners to submit resale inquiries for follow-up by its commercial team. This provides a trade-contact route alongside consumer ordering, not an automatic appointment. ■■■■■■■■■■■■ ■■■■■■■■■ ■■■■■■■ ■■■■■■■■ ■■■ ■■■■■■■■ ■■■■■■■■■■■■ ■■■■■■■■■ ■■■ ■■■■■■ ■■■■■■■■■■■ ■■■■■■ ■■■■■■■■■ ■■■ ■■■■■ ■■■■■■■■■ ■■■■■■■■■■

Sources & Evidence

1. Enzimas Digestivas Vitafor | Saúde Digestiva e Bem-Estar - Vitafor
   · Vitafor's Brazilian catalog lists LACZYME lactase capsules and ENZYFOR sachets in its digestive-enzyme department. The site links to Vitafor Europe for European sales; catalog placement does not independently establish each product's authorization or finished-offering classification. ([vitafor.com.br](https://www.vitafor.com.br/enzimas-digestivas/))
2. Laczyme 60 Cápsulas Vitafor | Enzima Lactase 10.000 FCC
   · The European sales site linked by Vitafor offers LACZYME lactase capsules and describes them as a food supplement with lactose-focused positioning. Only commercial identity and presentation are used, not its promotional efficacy assertions. ([vitaforeurope.com](https://www.vitaforeurope.com/products/laczyme%C2%AE-enzima-lactase-xx.xx-capsulas))
3. Enzyfor Vitafor - Mix de Enzimas Digestivas - 30 Sachês
   · Vitafor's linked European storefront describes ENZYFOR as an enzyme mix for food preparation. This challenges treating its sachet presentation as established finished-oral supplement participation; no preparation instructions or technical performance claims are used. ([vitaforeurope.com](https://www.vitaforeurope.com/products/enzyfor-xx.xx-saches-3g))
4. Perguntas frequentes sobre revenda
   · Vitafor invites store owners interested in resale to submit a form for commercial-team follow-up. This establishes an inquiry route rather than automatic reseller appointment, territorial rights or product-specific supply commitments. ([vitafor.com.br](https://www.vitafor.com.br/perguntas-frequentes/revenda))
5. Enzimas Digestivas Vitafor | Saúde Digestiva e Bem-Estar
   · Company verification: Vitafor's digestive-enzyme catalogue directly offers Enzyfor sachets and Laczyme lactase capsules.
   · Company verification: The catalogue identifies Vitafor as its operator and displays a Brazilian corporate registration identifier.

21.12. dm-drogerie markt GmbH + Co. KG

dm-drogerie markt participates through a retailer-controlled supplement alternative, not solely as a distribution outlet for external brands. ■■■ ■■■■■■ ■■■■■■■■■■ ■■■■■■■■■■ ■■■■■■■■ ■■■■■■■ ■■■■■■■■■■■■ ■■ ■ ■■■■ ■■■■■■■■■■■ ■■■■■ ■■■■■■■■■■■ ■■■■■ ■■■■ ■ ■■■ ■■ ■■ ■■■ ■■■■■■■■■■■ ■■■■■■■■ ■■■ ■■■■■■■■ ■■■■■■ ■■■■■■■■■■ ■■■ ■■■■■■■■■■■ ■■■■■■■■■■■■

■■■■■■■ These interfaces connect a targeted lactose proposition with the retailer's own customer access.

dm identifies Mivolis within its own-brand portfolio and describes dedicated product-management responsibility for its brands. An external enzyme brand approaching dm consequently faces a retailer that also supplies a same-purpose alternative. ■ ■■■■■■■ ■■■■■■■■ ■■■■■■ ■■■■■■■■■■■ ■ ■■■■■■■■ ■■■■■■■■■■ ■■■■■ ■■■ ■■■■■■ ■■■■ ■■■■■■ ■■■■ ■■■■■■■■■■■■ ■■■■■■ ■■■■■ ■■■■■■■■■■■ ■ ■■■■■■ ■■■ ■■■■■■■■■■ ■■■ ■■■■■■■■■ ■■■■■■ ■■■■■■■■ ■■■■■■■■■■ ■■■ ■■■■■ ■■■■■■■■■ ■■■■■■ ■■■ ■■■■■■■■■ ■■■■■■■ ■■ ■■■■■■■■ ■■■■■■■■ ■■■■■■■■ ■ ■■■■■■■■ ■■■■■ ■■■■■■■■■■■■■ ■■■ ■■■■■■■ ■■■■■■■ ■■■■ ■■■ ■■■■■■ ■■■■■■■■■■■■■■■■■■■■■■ ■■■■■■■■ ■■ ■■■■■■■■■■■■ ■■ ■■■■■ ■■■■■■■■ ■■ ■■■■■■■■■■■■ ■■■■■ ■■■■■■■■■ ■■■■■■■ ■■■■■■■■ ■■■■■■■■■■■■■

Sources & Evidence

1. Mivolis Laktase 6.000, Mini Tabletten 100 St, 8 g dauerhaft günstig online kaufen | dm.de
   - dm's German product page identifies Mivolis lactase mini-tablets as a food supplement and a dm-brand offering, names dm-drogerie markt GmbH + Co. KG as the responsible company, and provides online purchasing and store-availability checks. ([dm.de](https://www.dm.de/p/d/xx.xx/mivolis-laktase-xx.xx-xx.xx-mini-tabletten-xx.xx-st))
   - Company verification: dm directly offers Mivolis lactase mini-tablets and classifies them as a dietary supplement.
   - Company verification: The page identifies Mivolis as a dm brand and names dm-drogerie markt GmbH + Co. KG as the responsible company.
2. dm-Eigenmarken: Qualität & Nachhaltigkeit | dm
   - dm places Mivolis within its own-brand portfolio and describes dedicated product-management teams for its brands. This supports interpreting dm as both a retail counterparty and an own-brand participant, without establishing preferential treatment of its enzyme offering. ([dm.de](https://www.dm.de/unternehmen/dm-marken))

21.13. Goodness Care

Goodness Care offers Goodness Digestive Enzymes as a broad digestive-enzyme capsule supplement and reports pharmacy availability in Jordan and Saudi Arabia. Its partner directory specifically associates the product with Arab Consultants Drug Store in Jordan and Nahij Al Takamil Trading in Saudi Arabia. ■■■■■ ■■■■■■■■■■■■ ■■■■■■■■■■■ ■■■ ■■■■ ■■■■■■ ■■■ ■■■■■■■■■■■ ■■■■■■■■■■ ■■■■■■■■■■■■■■ ■■■■ ■■■ ■■■■■■■■■ ■■■■■ ■■■■■■■■ ■■■■■■■■ ■■■■■■■■ ■■■■■ ■■■■■■ ■■■■■■■■■ ■■■■■■■■■■■■

■ ■■■■■■■■■■■ ■■■■■■■■■■■ ■■■■■■ ■■■■■ ■■ ■■■■■■■■■■ ■■■ ■■■■■ ■■■■■■■■■ ■■■■■■■ ■■■■■■■ ■■■■■■■ ■■■■■■■■■ ■■■ ■■■■■■■■■■■ ■■■■■■■■■■■■■■■■■■ ■■■■■■■■ ■■■■ ■■■■■■■■ ■■■■■■■■■ ■■■■■■■■■■■■■■■ ■■■■■■■■■■■■ ■■■ ■■■■■ ■■■■■■■■■■■■ ■■ ■■■■■■■■■■■ ■■■■■■■■■■ ■■■■■■■■■■ ■■■ ■■■■■ ■■■■■■■■ ■■■■■■■■■■■■■■■ ■■ ■■■ ■■■■■■■■■■■■■■ ■■■■■■■■■■ ■■■■■■■■■■■■■ ■■ ■■ ■■■■■■■■■■ ■■■■■■■■■■ ■■■■■■■■■■ ■■ ■■■■■■■■ ■■■■■■■■■■■■■■■■ ■■■■■■■ ■■■■■ ■■■■■■■ ■ ■■■■■ ■■■■■ ■■■■■■■■■■■ ■■■ ■■■■■■■■■■ ■■ ■■■■■■■■■■■ ■■ ■■■■■ ■■■■■■■■■■■■■■■ ■■■■■■■■■■■■ ■■■■■■■ ■■■ ■■■■■■■■ ■■■■■■■■■■■■■ A new-country appointment remains a separate decision requiring destination-specific eligibility and a written agreement. Confirmation of territorial rights and responsible local supply parties should precede commercial launch commitments.

Sources & Evidence

1. Goodness Digestive Enzymes - 13-Enzyme Blend | Goodness Care
   - Goodness Care markets Goodness Digestive Enzymes capsules, reports pharmacy availability in Jordan and Saudi Arabia and reports Jordanian food-supplement registration. It seeks distributors elsewhere. These are company representations, not independently verified authorization or territorial rights. ([goodnesscare.com](https://www.goodnesscare.com/goodness-digestive-enzymes/))
   - Company verification: Goodness Care's specific product page identifies Goodness Digestive Enzymes as a food supplement and reports pharmacy availability in Jordan and Saudi Arabia.
   - Company verification: The company's registration statement is manufacturer-reported and has not been independently checked against regulator records.
2. Partners | Goodness Care
   - Goodness Care specifically lists Arab Consultants Drug Store in Jordan and Nahij Al Takamil Trading in Saudi Arabia as partners for Goodness Digestive Enzymes. Other listed partners carry different assortments; the directory does not establish signed rights or delivery obligations. ([goodnesscare.com](https://www.goodnesscare.com/partners/))
   - Company verification: Goodness Care's partner directory identifies Arab Consultants Drug Store in Jordan as a distribution partner for Goodness Digestive Enzymes.
3. Jordanian Healthcare Products Company | Goodness Care
   - Company verification: Goodness Care identifies itself as a Jordanian business using the Goodness Care trading name and lists proprietary food supplements, including Goodness Digestive Enzymes.
   - Company verification: Its business portfolio reports Goodness Digestive Enzymes in pharmacies in Jordan and Saudi Arabia.

21.14. Nutritional Performance Labs

[redacted] Its bovine-gelatin capsule declaration also prevents assigning vegetarian compatibility solely from the origin of individual enzymes. The product page uses Category D complementary-medicine health-supplement wording and explicitly states that SAHPRA has not evaluated the medicine; this establishes local commercial presentation, not regulatory assessment of its promoted benefits.

NPL's delivery policy identifies the operating business and provides national South African delivery to physical addresses. [redacted] The integrated format offers a different assortment choice from buying separate products, while reducing the buyer's ability to select each component independently.

Sources & Evidence

1. NPL Digestive Enzyme - Nutritional Performance Labs
   - NPL offers an integrated digestive-enzyme, prebiotic and probiotic capsule supplement and declares a bovine-gelatin capsule. The page uses Category D complementary-medicine health-supplement wording and states that SAHPRA has not evaluated the medicine. ([npl.za.com](https://www.npl.za.com/collections/all/products/digestive-enzyme))
   - Company verification: Nutritional Performance Labs' official store lists its Digestive Enzymes supplement as in stock.
   - Company verification: The offering combines digestive enzymes with prebiotic and probiotic components.
2. Delivery Policy | NPL South Africa - Nutritional Performance Labs
   - NPL's delivery policy identifies Nutritional Performance Labs Pty (Ltd) and provides national delivery within South Africa to physical addresses, excluding post-office boxes. This establishes domestic fulfillment terms, not export access. ([npl.za.com](https://www.npl.za.com/pages/delivery-policy))

21.15. PharmaCare Laboratories Pty Ltd

PharmaCare's participation is evidenced through Bioglan's retail-facing digestive-enzyme offering. Bioglan's privacy policy identifies PharmaCare Laboratories Pty Ltd and related companies as the site's operators, while its Platinum Digest Eze page presents digestive-enzyme capsules and directs purchasers toward retailers. [redacted]

The registry entry does not establish Natural Bio's corporate relationship to PharmaCare or a distributor's supply rights. Australian listed-medicine responsibilities remain with the sponsor under the applicable framework, and a listing should not be represented as a full premarket efficacy assessment. [redacted]

Sources & Evidence

1. Understanding the legislative framework for listed medicines
   - TGA distinguishes AUST L sponsor self-certification without premarket product assessment from AUST L(A) efficacy assessment and assigns continuing responsibilities to sponsors. This supports separating brand affiliation from sponsor-held authority and documentation. ([tga.gov.au](https://www.tga.gov.au/resources/guidance/understanding-legislative-framework-listed-medicines))
2. Bioglan Website Privacy Policy | Bioglan
   - Bioglan's privacy policy identifies PharmaCare Laboratories Pty Ltd and related companies as the site's operators. It does not establish Natural Bio Pty Limited's corporate relationship to PharmaCare or a distributor's entitlement. ([bioglan.com.au](https://bioglan.com.au/bioglan-website-privacy-policy))
   - Company verification: Bioglan's official privacy policy identifies PharmaCare Laboratories Pty Ltd and its related companies as the website's business operators.

3. Bioglan Platinum Digest Eze 40s | Bioglan
   · Bioglan presents Platinum Digest Eze as digestive-enzyme capsules and directs purchasers toward retailers. The page establishes a retail-facing commercial offering, not independently verified efficacy or transferable distribution rights. ([bioglan.com.au](https://bioglan.com.au/bioglan-platinum-digest-eze-40s))
   · Company verification: Bioglan's official catalogue lists Platinum Digest Eze capsules as a finished digestive-enzyme product and provides Australian retail purchasing links.
4. Bioglan Platinum Digest Eze (423692) | Therapeutic Goods Administration
   · The product-specific ARTG entry identifies Bioglan Platinum Digest Eze as a medicine, names Natural Bio Pty Limited as sponsor and records licence category LI. It does not establish the sponsor's corporate relationship to PharmaCare or contractual supply rights. ([tga.gov.au](https://www.tga.gov.au/resources/artg/xx.xx))
   · Company verification: The TGA record identifies Bioglan Platinum Digest Eze as a medicine, names Natural Bio Pty Limited as sponsor, and records licence category LI.
   · Company verification: The sponsor's corporate relationship to PharmaCare is not established by this record alone.
5. About Us - PharmaCare
   · Company verification: PharmaCare describes itself as an Australian family-owned business.
   · Company verification: Its corporate history identifies the acquisition of Bioglan and the addition of BioMedica to its portfolio.

21.16. Inlife Pharma Private Limited

Inlife Pharma provides brand-direct access through Inlife Healthcare, which its storefront identifies as a division of the company. The digestive-enzyme catalog offers vegetarian enzyme capsules and probiotic-and-digestion duos. ■■■ ■■■■■■■■ ■■■ ■■■■■■■■ ■■■ ■■■■■■■■■■■■ ■■■■■■■■■■ ■■■■■■■■ ■■■■■■■■■ ■■■ ■■■■■■■■■■■■■■■■ ■■■■■■■■ ■■■■■■■ ■■■ ■■■■■■■■■■■■ ■■■■■■■■ ■■■■■■■ ■■■■ ■ ■■■■■■■ ■■■■■■■■ ■■■■■■■■■■■■■■■■■■■■■■ ■■■■■■■■■■■■ ■■■■■ ■■■■■■■■■■■■ ■■■■■■■■ ■■■ ■■■■■■■■ ■■■■■■■■■■■ ■■■ ■■■■■■■■■■■ ■■■■■■■■■■■■■■■ ■ ■■■■■■■ ■■■■■■■■ ■■■■ ■■■ ■■■■■■■■ ■■■ ■■■■■■■■■ ■■■■■■■■■■■■ ■■ ■■■■■■■■■ ■■■■■■■■■■■■■■■■■■■■ ■■■■■■■■■■■■

■■■■■■■■ ■■■■■■■■ ■ ■■■■■■■■■■■■■■ ■■■■■ ■■■■■ ■■■■■■■■■ ■■■■■■■■ ■■■■■■■■ ■■■■■■■■■■■ ■■ ■■■■■■■■■■■ ■■■■■■■■■■■ ■■■■■■■■ ■■■■■■■■ ■■■ ■■■■■■■■■■■ ■■■■■■■ ■■■ ■■■■■■■■ ■■■■■■■ ■■■■■■■ ■■■■■■■■ ■■■ ■■■■■■■ ■■■■■■■■■ ■■■ ■■■■■■■■■■■■■■ ■■■■■■■■■■■■■■ ■■■■■■■ ■■■■ ■■■ ■■■■■■■ ■■■■ ■■■■■■■ ■■■■■■■■ ■■■■■■■■ ■■■■■■■■ ■■■■■■■ ■■■■■■■■■ ■■■■■■■■■■■ ■■■■■■■■■■■ ■■■■■■■■ ■■■■■■■■■ ■■■ ■■■■■■■■ ■■■■■■■■■■■■■ ■■■■ ■■■■■■■■■ ■■■ ■■■■■■■■■■■■ ■■■■ ■■■■■■■■■■■ ■■■■■■■■ ■■ ■■■■■■■■ ■■■ ■■■■■■■■■■■■ ■■■■■■■■ ■■■■■■■■

These terms document an after-order service framework, not unconditional availability at every destination. Prospective distributors still need separate resale and territorial arrangements rather than treating consumer checkout access as a supply agreement.

Sources & Evidence

1. Digestive Enzymes - INLIFE
   · Inlife's catalog offers vegetarian digestive-enzyme capsules and probiotic-and-digestion duos. It identifies Inlife Healthcare as a division of Inlife Pharma Private Limited, establishing the storefront's stated operating attribution. ([inlifehealthcare.com](https://inlifehealthcare.com/collections/digestive-enzymes))
   · Company verification: INLIFE's official digestive-enzyme catalogue lists finished vegetarian enzyme capsules and enzyme-containing product bundles.
   · Company verification: The catalogue identifies Inlife Healthcare as a division of Inlife Pharma Private Limited and supplies an Indian business address.

2. Probiotic + Digestive Enzymes Gut Support Duo
   · The Gut Support Duo description identifies separate probiotic and digestive-enzyme formulations within the commercial package. This supports bundle-based cross-selling, not classification as a single integrated enzyme-plus-probiotic supplement.
   ([inlifehealthcare.com](https://inlifehealthcare.com/products/probiotic-forte-digestive-enzymes))
3. Domestic Shipping Policy - INLIFE
   · Inlife's domestic policy describes India-wide fulfillment through logistics partners and customer notifications for unavailable products, followed by shipment or refunds for undelivered prepaid orders. It does not establish a reseller appointment or overseas supply rights.
   ([inlifehealthcare.com](https://inlifehealthcare.com/pages/domestic-shipping-policy))

21.17. LAC

LAC provides an own-brand digestive-enzyme offering through a Singapore brand-and-store model. It is a subsidiary of V3 Brands. ■■■■■■■■ ■■■■■■ ■ ■■■■■■■ ■■ ■■■■■■■■■ ■■ ■ ■■■■■■■■■■■■ ■■■■■■■■■■■■ ■■■■■■■ ■■■■ ■■■■■■■■■ ■■■■■ ■■■ ■■■■■■■■■ ■■■■■■■■■■■■ ■■■ ■■■■■■■ ■■ ■■■ ■■■■■■■■■■ ■■■■■■■■■■■ ■■■■■■■■■■■ ■ ■■■■■■■■■■■■■■■ ■■■■■■■■ ■■ ■■ ■■■■ ■■■ ■■■ ■■ ■■■■■■■■■■■ ■■ ■■■■■■■■■■ ■■■■■■■■■■■ ■■■■■■■ ■■■ ■■■■■■■ ■■■■■■■■■■■ ■■■■■■■ ■■ ■■■ ■■■■■■■■■■■■■■ ■■■■■■■■■ ■■■■■ ■■■■■■■ ■■■■■ ■■■■■■■■■■■■ ■■■■■■■■

■■■■■ ■■■■■ ■■■■■■■ ■■■■■■■■ ■■■■■■■■■■■■■■■ ■■■■■■■■■ ■■■■■ ■■■ ■■■■■■■ ■■■■■ ■■■■■■■ ■ ■■■■■■■■■■■■■■■■■■■ ■■■■■■■ ■■■■■■■ ■■■■■■■ ■■■ ■■■■■■■■■■ ■■■■ ■■■ ■■■■■■■■■ ■■■■■■■ ■■■■■■■ ■■■■■■■ ■■■■■■■■ ■■ ■■■ ■■■ ■■■■■■■ ■■■■■ ■■■■■■■■■■■ ■■■■■■■ ■■■■■■■■■■■■ ■■ ■■■ ■■■■■■■■ ■■■■■■■ ■■■■■ ■■■■■■■ ■■■■■ ■■■■■■■■ ■■■ ■■■■■■■■■■ ■■■■■■■■■■■ ■■■■■■■ ■■■■■■■ ■■■■ ■■■■■■■ ■■■■■ ■■■■■■■■■ ■■■■■■■ ■■■ ■■■■■■■■■ Webshop refunds require requests within xx.xx days of invoice or receipt, unopened items in original packaging, and the sales invoice. This makes pre-purchase product qualification more useful than relying on a refund after opening an unsuitable purchase.

LAC's broader brand presence does not make its Singapore webshop an export channel. ■■■ ■■■■■■■■■■■■■■■■■■■■■■ ■■■■■■■ ■■■■■■■ ■■■■■ ■■■■■■■■ ■■ ■■■■■■■■■■ ■■■■■ ■■■■■■■■ ■■■■■■■ ■■■ ■■■■■■■■ ■■■■■■■■ ■■■■■■■■ ■■ ■ ■■■■■■■■ ■■■■■■■■■■■■■ ■■■■■■■■■■■ ■■■■■■■■ ■■■■■■■■ ■■■■■■■■■■ ■■■ ■■■■■■■■■■ ■■■■■ ■■■■■■■■■■■■ ■■■■■ ■■■■■ ■■ ■■■ ■■■■■■■■ ■■■■■■■■■ ■■■■■■■■■■■■■■■ ■■■■■ ■■■■■ ■■■■■ ■■■ ■■ ■■■■■■■ ■■■■■■■ ■■■■■■■■■■■■■ ■■■■■■■■■■■■ ■■■■■■■■■■■■ ■■■■■■■ ■■■■■■■■ ■■■ ■■■■■■■ ■■■■■■■■■■■■ ■■■■■■■■ ■■■■■■■■■■■■■■■■■■■■■■ ■■■■■■■■ ■■■■■■■■■■■■ ■■■■■■■■■■ ■■■ ■■■■■■■■■■ ■■■■■■■■■■ ■■■■■■ ■■■■■■■■■■■■ The separate international route may provide an alternative, but it does not establish this product's availability or distribution rights in each country.

Sources & Evidence

1. Digest - Enzymes | LAC Singapore
   - The listing documents GastroRX Digest - Enzymes as multi-enzyme powder sticks with fermented fruit and vegetable ingredients and vitamin C, a vegetarian declaration, milk derivatives, manufacture in Taiwan, and a retail-store availability interface. ([lac.sg](https://www.lac.sg/en/vitamins-and-supplements_digestive-health/lac-gastrorx/digest---enzymes-xx.xx.html))
   - Company verification: LAC Singapore's official store lists its own GastroRX Digest-Enzymes powder sticks.
   - Company verification: The page identifies a substantive digestive-enzyme component alongside fermented fruit and vegetable ingredients.
2. About Us
   - LAC identifies itself as a subsidiary of V3 Brands and describes its branded-store business and broader international brand presence. ([lac.sg](https://www.lac.sg/en/about-us/about-us.html))
   - Company verification: LAC's official company page identifies LAC as a subsidiary of V3 Brands, resolving the previously unsupported parent relationship.
3. V3 Brands - V3 Group
   - V3 Group includes LAC among the brands owned by V3 Brands, corroborating corporate affiliation rather than product-specific geographic access. ([v3group.com](https://www.v3group.com/v3-brands/))
   - Company verification: V3 Group identifies LAC within the brands owned by V3 Brands and describes LAC's supplement-development and branded-store business.
   - Company verification: This corroborates the LAC reporting relationship without attributing all regional brand presence to digestive-enzyme sales.
4. Local Shipping
   - LAC states that local orders are dispatched from its Singapore office using courier partners or its own fleet and acknowledges delivery delays during peak seasons. ([lac.sg](https://www.lac.sg/en/local-shipping/shipping-local-lac.html))
5. Stores Locator
   - LAC's store locator lists Singapore physical-outlet locations and contact information. These location listings are distinct from confirmation of product-specific stock. ([lac.sg](https://www.lac.sg/en/stores))
6. How do I request for a refund of items bought on your webshop?
   - Webshop refund requests must be made within xx.xx days of invoice or receipt; items must be unopened, in original packaging and accompanied by the sales invoice. ([lac.sg](https://www.lac.sg/en/i-would-like-to-do-a-refund-of-my-items-bought-on-your-webshop/Refund-of-my-items-bought-on-your-webshop.html))
7. Terms & Conditions
   - The Singapore terms identify LAC GLOBAL (SINGAPORE) PTE. LTD. as website operator, require permission for brand use, warn that listed products may be unavailable, and disclaim representation of suitability or availability outside Singapore. ([lac.sg](https://www.lac.sg/en/terms-conditions/terms.html))
8. International Shipping
   - LAC's Singapore international-shipping notice states that service is suspended until further notice and directs buyers to a separate international website offering shipping to selected countries. ([lac.sg](https://www.lac.sg/en/international-shipping/international-shipping.html))

22. Companies Covered

Table 570. Global Digestive Enzyme Supplements Market, Companies Covered

Company
21st Century
A.B.M.
Advanced Orthomolecular Research Inc.
Alfasigma
Althaia S.A. Indústria Farmacêutica
Altman Health
Amazing Nutrition
Ambrosia Supherb Ltd.
Amway
Ancestral Health
Applied Nutrition plc
Apsen Farmacêutica
Arrae
Arthur Andrew Medical
Ascendis Consumer Brands (Pty) Ltd
AST Enzymes
ATP Lab
Beatexpharm
Behestan Behdasht
Better Being Co.
better foods GmbH
Bio Concepts
BioCare Ltd.
Biogena
BioPhylax
BIOptimizers
Biota
BioTechUSA
Biotics Research
BioTrace

Table 570 - continued

Company
Blackmores Ltd
Bluebonnet Nutrition
Bonusan
CanPrev
Carlson
Caruso's Natural Health
Casa de Sante
Codeage
Costco
Country Life Vitamins
Crosscare Limited
Cultech
CVS Pharmacy
Cytoplan
Daiken
Deerland Probiotics & Enzymes
Designs for Health
Dis-Chem Pharmacies (Pty) Ltd
dm-drogerie markt GmbH + Co. KG
Doctor's Best
Double Wood Supplements
Douglas Pharmaceuticals Limited
Dynveo
dōTERRA
EMS
Enzyfort
Enzymedica, Inc.
Eternal Nutrition
Eurofarma
EVA Pharma
Evalar
EXTRIFIT, s.r.o.

Table 570 - continued

Company
Factors Group of Nutritional Companies Inc.
Faradaru Fan Avar Mehr
Faravardehaye Zisti Pardis Roshd Mehregan
Favea
Feel Good Pharma
Flora
Framingham Pharma SRL
Galien
GlutenYES!
GNC
Goodness Care
Guna
Gutsi
GymBeam
Hali Lab
Haver Farma İlaç A.Ş.
Health First Network
HealthAid
Healthy America Colombia
Healthy Origins
HealthyHey
Herbevia
Holistic
Holland & Barrett
Houston Enzymes
HSN
IBERMA
iHerb
Impact Sport Nutrition
Inlife Pharma Private Limited
Instituto Sanitas S.A.
Intoleran

Table 570 - continued

Company
InVite Health
Jamieson Wellness
Jarrow Formulas, Inc.
JR Life Sciences Pte Ltd
Kenvue Inc.
Kiwi Biosciences
Konimex
Laboratoire Coalvi
Laboratorio Dominguez
LAC
Lacteeze
Lamberts Healthcare
Life Extension
Lifestream
Market America
Marshal
MaryRuth's
Mason Natural
Maxinutri Laboratório Nutracêutico Ltda.
Medicalert SAC
Medicaline
Megalabs
Metagenics
Microbiome Labs
Molecular Labs
Nano Wellness Sdn Bhd
Nativa
NATSA Productos Naturales
Natural Forest
Natural Freshly
Natural Premium Laboratorio
Natural Systems

Table 570 - continued

Company
NaturalSlim
Nature's Lab
Nature's Sunshine
NaturesPlus
NeoGenesis
Nestlé Health Science
New Roots Herbal Inc.
NOW Health Group, Inc.
NRF
Nuclever
Nutergia
NutraBio
NutraSeller
Nutri Green
Nutri Life
Nutri&Co
Nutricost
Nutrione
NUTRITECH Supplements South Africa
Nutritional Performance Labs
Ora
Organika Health Products
Ortho Molecular Products
OstroVit
OstroVit Sp. z o.o.
Oy Verman Ab
Pharex Health Corporation
Pharmacare
PharmaCare Laboratories Pty Ltd
Pharmaceutical Laboratories Trenker
Pharmadaily
Physician's Choice

Table 570 - continued

Company
Piping Rock Health Products, Inc.
Prati-Donaduzzi
Prestige Consumer Healthcare Inc.
Pro Natura Gesellschaft für gesunde Ernährung mbH
Quest
Quest Nutra Pharma
Quimfa S.A.
Revitta Alimentos Ltda.
Sanderson Vitamins
sanotact GmbH
Santé Naturelle A.G. Ltée
Schiff Vitamins
Schwabe North America, Inc.
Seeking Health
Sevenpointfive
Sfera Bio Nutrition
SFI Health
Shinya Koso
Silver Fern Brand
SKT Healthcare Pharmaceuticals Ltd
SMP Nutra
SNAP Supplements
Sona Pharmacy
Soria Natural
Source Naturals
Sperko Ukraina
STADA
Standard Process
Suna
Sunday Natural
Sunlife
Suplementos RYD

Table 570 - continued

Company
Sura Vitasan
Swanson
Swanson Vitamins
Terranova
The Vitamin Shoppe
TheLifeCo
Thorne
Tradiphar
Transformation Enzyme Corporation
União Química
USANA
Vidalabs Argentina
Viridian
Viridian Nutrition
Vita Life Sciences Ltd
Vitabiotics
Vitaco Health (NZ) Ltd
Vitae Health Innovation
Vitafor
Vitakruid
Vital Nutrients
Vitaquest International LLC
Vox Nutrition
Walgreens
Walmart
WeightWorld
Wellness Warehouse
Xiaoleni
You Matter Wellness
Zahler
Zenwise Health
江苏力贝诺生物科技有限公司

Sources & Evidence

1. Company Name Changes - Supplier FAQ
   - Company verification: Kenvue's supplier document identifies Kenvue Brands LLC as the renamed US subsidiary and states that the affected legal entities remain ultimately owned by Kenvue Inc.
2. Form 8-K for Kimberly Clark Corp filed 09/28/2026
   - Company verification: The September xx.xx 2026 filing describes the Kenvue transaction as proposed and states that the mergers are expected to close in the fourth quarter of 2026, subject to approvals and other conditions.
   - Company verification: The September xx.xx 2026 filing contains acquisition-related pro forma information involving Kenvue; it is not used to establish a completed ownership change.
3. Our Brands | Kenvue Health Professional
   - Company verification: Kenvue's professional-facing portfolio identifies Lactaid among its brands, corroborating the corporate attribution of the separately evidenced lactase supplement.
4. Thorne | Terms of Use
   - Company verification: The terms identify Thorne Research, Inc. and its affiliates and subsidiaries as the businesses offering the Thorne service.
   - Company verification: The terms distinguish consumer, healthcare-practitioner, professional-customer, and authorized-reseller relationships.
5. L Catterton Completes Acquisition of Thorne HealthTech, Inc
   - Company verification: Thorne's October xx.xx 2023 announcement establishes completion of L Catterton's acquisition of Thorne HealthTech, Inc., rather than merely an announced transaction.
6. Advanced Digestive Enzymes
   - Company verification: The inspected Advanced Digestive Enzymes page presents a current purchasing route with an Add to Cart control, supplementing the captured product-category evidence.
   - Company verification: Thorne's official product page offers Advanced Digestive Enzymes as a finished digestive-support supplement.
7. Threshold Enterprises Employment Opportunities
   - Company verification: Threshold Enterprises identifies itself as the parent company of the Source Naturals supplement brand and describes its natural-food and healthcare-professional distribution business.
8. Holding Enterprises - Doctor's Best | Kingdomway
   - Company verification: Kingdomway's official holding-enterprises page lists Doctor's Best within its US businesses and describes the continuing supplement business.
   - Company verification: This supports a Doctor's Best operating-business representation without introducing a second Kingdomway parent row.
9. Metagenics Terms of Use | Legal Guidelines & User Responsibilities
   - Company verification: Metagenics' current terms identify Metagenics LLC as the website and service operator.
10. Metagenics Names Patrick Sly as CEO to Lead Next Chapter of Growth
    - Company verification: Gryphon's December xx.xx 2025 portfolio-company announcement confirms continuing Metagenics operations and identifies Gryphon Investors backing.
    - Company verification: The announcement supports ownership and active-business context, not the company's self-described recommendation ranking.
11. BIOCARE LIMITED overview - Find and update company information
    - Company verification: Companies House identifies BIOCARE LIMITED, company number xx.xx as an active private limited company.
    - Company verification: The registration number matches the captured BioCare catalogue identity.

12. General Sales Conditions Disolut B.V. - September 2024
    - Company verification: The official business sales conditions identify Disolut BV as operating under the Intoleran trade name and provide its Dutch trade-register number.
    - Company verification: This establishes the legal operator behind the retained Intoleran reporting name.
13. Lactase - Intoleran International
    - Company verification: Intoleran's inspected catalogue offers finished oral lactase tablets and capsules with purchasing controls.
    - Company verification: The same catalogue offers Fodmix, formerly Quatrase, as an oral digestive-enzyme supplement, supporting its targeted food-intolerance portfolio.
    - Company verification: Food-treatment drops are not needed for the finished oral-supplement participation finding.
14. About Us | LAC Singapore
    - Company verification: LAC's official company page identifies LAC as a subsidiary of V3 Brands, resolving the previously unsupported parent relationship.
15. V3 Brands - V3 Group
    - Company verification: V3 Group identifies LAC within the brands owned by V3 Brands and describes LAC's supplement-development and branded-store business.
    - Company verification: This corroborates the LAC reporting relationship without attributing all regional brand presence to digestive-enzyme sales.
16. Måltidsenzym, 360 kapslar | Holistic
    - Company verification: Holistic's official product page identifies Måltidsenzym as a marketed plant-derived digestive-enzyme supplement.
17. Köpvillkor - Holistic
    - Company verification: Holistic's purchasing terms identify Holistic Sweden AB and its registration number as the contracting business.
    - Company verification: The terms establish direct consumer sales and delivery throughout Sweden.
18. Enzymer | Holistic
    - Company verification: Holistic's current enzyme catalogue lists Måltidsenzym and Laktozym with purchasing controls.
    - Company verification: These digestive offerings establish a portfolio role separately from other enzyme products with non-digestive positioning.
19. LACTOSOLV - Verbessert die Verdauung von Milchzucker | STADA
    - Company verification: STADA's official Austrian portfolio presents LACTOSOLV as a lactase food supplement marketed for lactose digestion.
20. Essen wieder genießen mit Enzympräparaten von STADA
    - Company verification: STADA's food-intolerance portfolio attributes LACTOSOLV and other named enzyme products to its Austrian development and production business.
    - Company verification: This establishes a dedicated food-intolerance commercial role, without treating every listed product as a dietary supplement.
21. STADA’s Strong Growth Journey Continues in 2025
    - Company verification: STADA's March xx.xx 2026 business announcement identifies STADA Arzneimittel AG and confirms continuing consumer-healthcare operations.
    - Company verification: Corporate sales figures are not used to infer digestive-enzyme materiality or market share.
22. Terms of Use and General Terms and Conditions of Sale | GymBeam
    - Company verification: GymBeam's terms identify GYMBEAM ITALY S.R.L. as the seller and identify both that entity and GymBeam s.r.o. as members of the GymBeam group.
    - Company verification: The document resolves these national sellers within one GymBeam business representation.

23. DigeZyme - GymBeam
    - Company verification: GymBeam's specific DigeZyme page identifies a finished digestive-enzyme dietary supplement and names GymBeam as manufacturer.
    - Company verification: The page also identifies a GymBeam group distributor, establishing own-label supply rather than third-party resale alone.
24. Digestive Enzymes | GymBeam
    - Company verification: GymBeam's digestive-enzyme catalogue includes its own DigeZyme, ProDigest Complex, and lactase offerings, establishing a diversified own-label category portfolio.
    - Company verification: Catalogue rankings and consumer reviews are not used as independent materiality or efficacy evidence.
25. Nutricost Digestive Enzymes Offer
    - Company verification: Nutricost's own commercial page markets a finished Digestive Enzymes supplement, resolving the absence of inspectable manufacturer-facing offering evidence.
    - Company verification: The page alone does not resolve the complete legal and ownership reporting perimeter.
26. Mega Greens - NutraBio Brands
    - Company verification: NutraBio's Mega Greens commercial page explicitly advertises a digestive-enzyme complex within a greens combination supplement.
    - Company verification: This establishes a substantive advertised component, while the product's comparability to the dedicated digestive-enzyme supplement boundary remains qualified.
27. Conditions Générales d'Utilisation - Laboratoire Coalvi
    - Company verification: Coalvi's terms identify Laboratoires Coalvi as the website publisher and operator, with a registered-office address in Gafsa, Tunisia.
    - Company verification: The terms establish a company-operated product-commercialization site but do not resolve product authorization or ultimate ownership.
28. Terms of service | Viridian Nutrition
    - Company verification: The official terms identify Viridian International Ltd as trading as Viridian Nutrition and operating the brand's store.
    - Company verification: The official supplier uses the Viridian and Viridian Nutrition names within one trading business, supporting the overlap assessment rather than a separately established African supplier identity.
29. Terms and Conditions | Swanson Vitamins
    - Company verification: The official terms identify Swanson Health Products, Inc. as the operator of the Swanson Vitamins website and describe Swanson-branded product sales.
    - Company verification: The same official business uses SWANSON as its commercial name, supporting the economic-overlap assessment with Swanson Vitamins.
30. About us | OstroVit
    - Company verification: OstroVit's official company page identifies OstroVit Sp. z o.o. as the business behind the OstroVit commercial name.
    - Company verification: The official business uses OstroVit as its trade name, supporting overlap with the retained OstroVit Sp. z o.o. identity; it does not independently establish Algerian distribution.
31. Nutraceuticals - Quest Nutra Pharma
    - Company verification: Quest Nutra Pharma's official nutraceutical business page uses Quest as the commercial name for its product-development, manufacturing, and sales business.
    - Company verification: The official group uses the Quest name for its nutraceutical business, strengthening the overlap concern with the Kenyan Quest lead without independently confirming that lead's local channel affiliation.
32. About us | Nestlé Health Science USA
    - Company verification: Nestlé Health Science's official business page describes its US corporate and manufacturing operations and its acquisition history.
    - Company verification: This supports the retained operating-business reporting level rather than an assertion that Nestlé Health Science is an independently owned company.

33. Mission
    - Company verification: Enzymedica identifies digestive enzymes as a core commercial offering and names Digest Gold, GlutenEase, and Digest Spectrum.
34. Digestive Enzymes | Contact Us
    - Company verification: The official contact page identifies Enzymedica, Inc. and its Venice, Florida location.
35. FAQ
    - Company verification: Enzyme Science identifies itself as Enzymedica's practitioner division offering digestive-health enzyme products.
36. Terms and Conditions of Use | NOW Foods
    - Company verification: NOW's website is owned and operated by NOW Health Group, Inc., an Illinois corporation.
37. Digestive Enzymes | Support Healthy Digestion* | NOW Foods
    - Company verification: NOW's official digestive-enzyme supplement category offers Super Enzymes tablets.
38. Our Brands | Nestlé Health Science USA
    - Company verification: Nestlé Health Science's official US portfolio includes Garden of Life and Pure Encapsulations.
39. Enzymes Supplements | Garden of Life
    - Company verification: Garden of Life's official enzyme category lists finished digestive-health enzyme supplements, establishing participation by an identified Nestlé Health Science portfolio brand.
40. Beano® Anti-Gas Pills Website Terms of Use
    - Company verification: Beano's official terms identify Prestige Consumer Healthcare Inc. and its affiliated consumer-healthcare brands, including Beano.
41. Beano® Tablets - Alpha-D-Galactosidase Anti-Gas Pills
    - Company verification: The official Beano tablets page identifies a finished alpha-D-galactosidase digestive-aid offering.
42. LACTAID® Fast Act Lactase Enzyme Supplement Caplets | LACTAID®
    - Company verification: Lactaid's official page offers Fast Act lactase enzyme supplement caplets.
    - Company verification: The page identifies Kenvue Brands LLC as its publisher; attribution to the Kenvue Inc. reporting identity requires legal-affiliation reconciliation.
43. Kimberly-Clark and Kenvue shareholders overwhelmingly approve Kimberly-Clark's acquisition of Kenvue - A new view of care
    - Company verification: The January xx.xx 2026 announcement identifies Kenvue Inc. and shareholder approval of Kimberly-Clark's proposed acquisition.
    - Company verification: Shareholder approval is not evidence that the acquisition has closed.
44. Our Brands - Better Being
    - Company verification: Better Being's official brand portfolio includes Solaray and KAL.
45. Terms of Service - Solaray UK
    - Company verification: Solaray's official terms identify Nutraceutical International Corporation as doing business as Better Being Co.
46. Super Digestaway - Solaray
    - Company verification: Solaray's official product page markets Super Digestaway as a digestive-enzyme supplement.
47. Digestive Support - Doctor's Best
    - Company verification: Doctor's Best's official digestive-support catalogue lists Doctor's Best Digestive Enzymes.
48. Terms of service - Nature's Way®
    - Company verification: Nature's Way's official terms identify Schwabe North America, Inc. and include Nature's Way Brands, LLC among its subsidiaries and affiliates.

49. Enzymes Supplements | Nature's Way®
    - Company verification: Nature's Way's official enzyme category lists digestive offerings including CompleteGest and lactose-focused products.
50. Enhanced Super Digestive Enzymes, 60 vegetarian capsules - Life Extension
    - Company verification: Life Extension's official product page offers Enhanced Super Digestive Enzymes as a finished supplement.
51. Essential Enzymes®
    - Company verification: Source Naturals' official product page offers Essential Enzymes in finished capsule formats as a digestive-aid supplement.
52. Probiotic Supplements for Gut Health and Digestion | Metagenics
    - Company verification: Metagenics' official catalogue lists SpectraZyme Complete Enzymes and SpectraZyme Pancreatic Enzymes as digestive-health offerings.
53. Shop | Designs For Health UK
    - Company verification: The Designs for Health UK catalogue lists Digestzymes, providing current regional offering evidence.
54. Digestzymes Patient Ed Sheet
    - Company verification: Designs for Health's Canadian product material identifies Digestzymes as a digestive-enzyme product.
55. Digestive Enzymes | Zenwise Health
    - Company verification: Zenwise Health's official store markets Digestive Enzymes combined with prebiotic and probiotic ingredients.
56. Digestive Enzymes | Physician's Choice
    - Company verification: Physician's Choice's official store markets a Digestive Enzymes combination supplement with probiotics and prebiotic fiber.
57. MassZymes Full Spectrum Digestive Enzymes | BIOptimizers
    - Company verification: BIOptimizers' official store offers MassZymes in the Digestive Enzyme Supplements category.
58. FODZYME®: FODMAP Digestive Enzymes for Fructans, GOS & Lactose
    - Company verification: The official FODZYME page identifies the product as a digestive-enzyme dietary supplement and names Kiwi Biosciences as manufacturer.
59. About Intoleran | Intoleran International
    - Company verification: Intoleran identifies itself as a Dutch digestive-support supplement company originating in lactose-digestion products.
    - Company verification: It describes sales in Europe, the United States, and Australia.
60. Health Product InfoWatch: August 2024 - Canada.ca
    - Company verification: Health Canada identifies Factors Group of Nutritional Companies Inc. in connection with supplements sold under Natural Factors and Webber Naturals, supporting the group identity and brand association.
61. Factors Group of Nutritional Companies Inc - Friend of the Sea
    - Company verification: The certification register identifies Factors Group of Nutritional Companies Inc. and lists Natural Factors and Webber Naturals as own brands; this supports identity association, not digestive-product certification.
62. High Potency Multi Enzyme Vegetarian Capsules | Natural Factors USA
    - Company verification: Natural Factors' official store offers High Potency Multi Enzyme Vegetarian Formula as a finished digestive supplement.
63. Digestive Health Supplements | Webber Naturals Canada
    - Company verification: Webber Naturals' Canadian catalogue offers Digestive Enzymes and Dairy Again lactase products.

64. BLACKMORES DIGESTIVE ENZYMES (ASIA) (310847) | Therapeutic Goods Administration (TGA)
    - Company verification: The TGA record names Blackmores Ltd as sponsor of BLACKMORES DIGESTIVE ENZYMES (ASIA), with licence category LIE and licence status A.
    - Company verification: The record alone does not establish current retail sales or supplement comparability.
65. Holland & Barrett Herbal Digestive and Enzyme Formula 90 Capsules | H&B
    - Company verification: Holland & Barrett's official store offers its own Herbal Digestive and Enzyme Formula capsules.
66. Digestive Enzymes | Nature's Sunshine
    - Company verification: Nature's Sunshine's official Canadian product catalogue lists Digestive Enzymes as a finished digestive-aid offering.
67. US Digestive Enzyme
    - Company verification: An official USANA-hosted US product label identifies a Digestive Enzyme supplement; a live current catalogue was not established.
68. Wellzyme Digestive Enzymes Advanced | Vitabiotics
    - Company verification: Vitabiotics' specific official product material markets Wellzyme Digestive Enzymes Advanced as a food supplement.
    - Company verification: Commercial market-data-attributed leadership statements on the page are not used.
69. Digestive Enzyme Capsules - 60 Servings - Applied Nutrition plc
    - Company verification: Applied Nutrition plc's specific official product material lists Digestive Enzyme Capsules as a food supplement using the ZyMate Max commercial enzyme category.
    - Company verification: Fresh confirmation of current product availability remains outstanding.
70. Ultra-Zyme® Tablets
    - Company verification: NaturesPlus' specific official product material offers Ultra-Zyme tablets as a finished digestive-enzyme supplement.
71. Non-Final Action [99126995]
    - Company verification: The official trademark document reproduces a JARRO-ZYMES registration naming Jarrow Formulas, Inc. for dietary and nutritional supplements.
    - Company verification: The reproduced registration does not establish current product sales or present parent ownership.
72. Digestive Enzymes □ New Roots Herbal
    - Company verification: The official catalogue lists Digestive Enzymes as a finished oral digestive-support product.
    - Company verification: The page identifies New Roots Herbal Inc. and provides its Quebec address and Canadian retail context.
73. Digestase | Advanced Orthomolecular Research Inc. Canada
    - Company verification: The official Canadian catalogue lists Digestase as a finished digestive-enzyme product.
    - Company verification: The page identifies Advanced Orthomolecular Research Inc. and provides a direct purchasing option.
74. Digestive Enzymes - CanPrev Premium Health Products
    - Company verification: CanPrev's official product catalogue lists its Digestive Enzymes offering and a where-to-buy route.
    - Company verification: The catalogue displays an NPN; independent regulator corroboration was not obtained.
75. Digestive Plant Enzymes | Organika Health Products
    - Company verification: Organika Health Products' official store markets Full Spectrum Plant Enzymes as a finished digestive-support capsule product.

76. Nutrisentials™ Digestive Enzymes - Jamieson Vitamins
    - Company verification: The Jamieson catalogue lists Nutrisentials Digestive Enzymes as a finished digestive-enzyme supplement.
    - Company verification: The inspected SKU page displays Sold Out, which does not by itself establish discontinuation.
77. Our Brands - Jamieson Wellness
    - Company verification: Jamieson Wellness's official brand portfolio supplies the group-level context for the Jamieson-branded offering.
78. Enzymatik Control
    - Company verification: ATP Lab's official catalogue lists Enzymatik Control as a finished digestive-enzyme capsule product.
    - Company verification: The product page states that the product is manufactured in Canada.
79. Digest 365 Usage Quotidien | Adrien Gagnon - Adrien Gagnon - Santé Naturelle A.G. Ltée
    - Company verification: The official Adrien Gagnon catalogue markets Digest xx.xx as an enzyme-complex supplement.
    - Company verification: The page's publisher identity includes Santé Naturelle A.G. Ltée.
80. Support Gut Health & Feel Energized with Digestive Enzymes | Health First Network
    - Company verification: Health First Network's own article identifies its Health First PrimeZyme digestive-enzyme offering.
    - Company verification: The organization identifies itself as the exclusive supplier of the Health First supplement brand to Canadian independent retailers.
81. Transformation Professional Protocol Digest - Enzyme Supplement Label
    - Company verification: An official Digest enzyme-supplement label identifies Transformation Enzyme Corporation as the business for which the product is manufactured.
    - Company verification: The label provides a Houston, Texas business address; it does not independently confirm present orderability.
82. TriEnza - Houston Enzymes
    - Company verification: Houston Enzymes' official catalogue lists TriEnza as a finished digestive-enzyme offering positioned for multiple food-intolerance categories.
83. Digest-GI
    - Company verification: AST Enzymes' official store lists Digest-GI as a digestive-enzyme product.
    - Company verification: The store advertises US shipping.
84. About Us
    - Company verification: AST Enzymes describes its own enzyme-supplement business serving healthcare professionals and consumers.
    - Company verification: The company describes participation in a broader manufacturing group without resolving the group's legal reporting perimeter.
85. Devigest (ADS) Full Spectrum Digestive Enzyme
    - Company verification: Arthur Andrew Medical's official catalogue lists Devigest as a finished digestive-enzyme offering.
    - Company verification: The inspected page states that the product is currently out of stock.
86. Buy Digestive Enzymes | Gut Support | Seeking Health
    - Company verification: Seeking Health's official store directly lists Digestive Enzymes as a finished capsule supplement with a purchasing route.
87. Swanson Vitamins Digestive Enzyme Support with Ox Bile
    - Company verification: Swanson Vitamins' official store lists its own Swanson Digestive Enzymes tablets, establishing own-brand participation rather than third-party resale alone.
88. Search Results
    - Company verification: The retrieved Piping Rock storefront identifies Piping Rock Health Products, Inc. and supplies a New York, United States business address.

89. Triple Action Digestive Enzymes & Probiotic, 60 Vegetarian Capsules - Horbäach
    - Company verification: Piping Rock's storefront lists Horbäach Triple Action Digestive Enzymes & Probiotic as a finished enzyme-combination supplement.
    - Company verification: This page establishes a retail/channel offering; it does not independently establish Piping Rock's ownership of the Horbäach brand.
90. FULL SPECTRUM OPTIMUM ENZYMES DIGESTIVE ENZYME
    - Company verification: Bluebonnet's official store markets Full Spectrum Optimum Enzymes Digestive Enzyme as a finished capsule supplement.
91. About Us
    - Company verification: Bluebonnet's own company page supplies business-identity context for its branded supplement catalogue.
92. Papaya Digestive Support | Enzyme Chewable Supplement - Country Life Vitamins
    - Company verification: Country Life Vitamins' official store markets Papaya Digestive Support as a finished chewable enzyme supplement.
93. Klaire Labs® is now SFI Health™
    - Company verification: SFI Health's official notice states that Klaire Labs is part of the SFI Health family.
    - Company verification: The notice maps Vital-Zymes Chewable to Ther-Biotic Vital-Zymes; it is rebranding evidence, not confirmation of current detailed product availability.
94. Digestive Enzyme Supplement | Double Wood Supplements
    - Company verification: Double Wood Supplements' official catalogue contains a Digestive Enzymes supplement product page.
95. Digestive Food Enzyme Supplements - MaryRuth's
    - Company verification: MaryRuth's official catalogue contains a Digestive Food Enzymes supplement product page.
96. Introducing Our New Private Label Digestive Enzyme
    - Company verification: Vox Nutrition's official announcement identifies Digestion Enzyme Pro Blend as a private-label digestive-enzyme supplement.
    - Company verification: The announcement describes Vox Nutrition's private-label manufacturer role but does not independently establish current product orderability.
97. Digestive Enzyme Supplement Manufacturer | NutraSeller
    - Company verification: NutraSeller's official service page advertises digestive-enzyme supplement manufacturing for custom and private-label brands.
    - Company verification: The page states that products manufactured through the service are produced and packaged in the United States.
98. Tetra Digestive Enzymes | ETERNAL NUTRITION
    - Company verification: Eternal Nutrition's official product page markets Tetra Digestive Enzymes as a substantive enzyme combination with other digestive-health ingredients.
    - Company verification: The page provides purchasing links to Mexican commerce channels.
99. Enzimas Digestivas 100 cápsulas - NATSA Productos Naturales
    - Company verification: NATSA Productos Naturales' official Mexican store lists Enzimas Digestivas capsules as its own supplement offering with a purchasing route.
100. Flow Digestive Support - Molecular Labs® México
    - Company verification: Molecular Labs' official store markets Flow Digestive Support as a combination supplement with digestive enzymes as a substantive advertised component.
    - Company verification: The product page advertises shipping throughout Mexico.
101. Inulac polvo - Soria Natural - Medicina natural - Medicamentos Herbolarios
    - Company verification: Soria Natural's Mexican store markets Inulac powder as a food supplement containing digestive enzymes and probiotics.
    - Company verification: The page supplies a direct Mexican-priced purchasing route.

102. Gluten YES! - Suplemento para el Gluten
    - Company verification: The official GlutenYES! store markets a finished enzyme-and-probiotic supplement positioned for gluten-related food digestion.
    - Company verification: The brand describes the offering as Mexican; its legal operator is not established by this page.
103. Køb Bromelain 650mg, 180 kapsler | Fordøjelsesenzymer
    - Company verification: WeightWorld's Danish store markets a bromelain food supplement specifically positioned for digestion.
    - Company verification: The page states that Greenland orders are shipped from its English warehouse; this is a shipping-policy statement, not verified Greenland sales.
104. ADVANCED DIGESTIVE ENZYMES180 caps - People's Pharmacy
    - Company verification: People's Pharmacy's Bermuda catalogue lists Thorne Advanced Digestive Enzymes, establishing an observed regional resale channel rather than a new supplier identity.
105. Enzimas Digestivas Vitafor | Saúde Digestiva e Bem-Estar
    - Company verification: Vitafor's digestive-enzyme catalogue directly offers Enzyfor sachets and Laczyme lactase capsules.
    - Company verification: The catalogue identifies Vitafor as its operator and displays a Brazilian corporate registration identifier.
106. Lactosil - Alimentação sem Restrição | Apsen Farmacêutica
    - Company verification: The Lactosil product microsite identifies Apsen Farmacêutica as the business that developed the product.
    - Company verification: The site presents finished lactase offerings and a probiotic-with-lactase supplement variant, with pharmacy purchase channels.
107. LACDAY - EMS
    - Company verification: EMS's current product catalogue lists Lacday as an oral lactose-digestion product in its digestive-enzyme category.
108. EMS promove campanha inovadora para anunciar o novo Lacday Long Action
    - Company verification: EMS's May xx.xx 2026 announcement identifies Lacday Long Action as an EMS product and states that it is available in pharmacies.
    - Company verification: The announcement establishes a dated commercial launch, not independently verified efficacy or category leadership.
109. EMS lança campanhas de Lacday e Bálsamo Bengué
    - Company verification: EMS's April xx.xx 2020 announcement identifies EMS as the Lacday supplier and describes pharmacy distribution in Brazil.
    - Company verification: Its commercial product information identifies Lacday presentations in the food category; this historical classification does not resolve every current SKU.
110. Perlatte - Eurofarma
    - Company verification: Eurofarma's product page lists Perlatte oral lactase tablets for lactose digestion.
    - Company verification: The page labels Perlatte a nonprescription medicine, leaving supplement-category reconciliation unresolved.
111. Lactase - Equaliv
    - Company verification: Equaliv's Lactase page explicitly markets a finished food supplement in chewable tablets.
    - Company verification: The page identifies Althaia S.A. Indústria Farmacêutica as the site's corporate operator.
112. Produtos - Maxinutri
    - Company verification: Maxinutri's catalogue lists Deslac capsules, chewables, drops, and related product families.
    - Company verification: The catalogue names Maxinutri Laboratório Nutracêutico Ltda. and an address in Arapongas, Paraná, Brazil.

113. Deslac 30 Caps - Maxinutri
    - Company verification: Maxinutri maintains a specific finished-product page for Deslac xx.xx Caps.
114. Zerolac - União Química
    - Company verification: União Química's catalogue directly lists Zerolac as a lactose-digestion offering in capsule and chewable formats.
    - Company verification: The page identifies União Química as a Brazilian pharmaceutical business.
115. Digecaps
    - Company verification: The Digecaps product microsite describes a finished dietary supplement with a broad digestive-enzyme offering in vegetable capsules.
116. Boletín Oficial de la República Argentina, Cuarta Sección, April 16, 2021
    - Company verification: Argentina's April xx.xx 2021 official gazette domain record names Framingham Pharma SRL as holder of the Digecaps domain.
    - Company verification: This establishes a dated identity relationship, not current ultimate ownership.
117. Insumos Farmacéuticos: Valores de Referencia, July 25, 2025
    - Company verification: The Province of Buenos Aires reference document dated July xx.xx 2025 associates Digecaps vegetable capsules with Framingham and digestive enzymes.
118. Probióticos Avanzados - Vidalabs Argentina
    - Company verification: Vidalabs Argentina's own product page markets Probióticos Avanzados with prominently advertised digestive enzymes alongside probiotic and prebiotic ingredients.
    - Company verification: This supports the observed commercial identity and advertised combination offering, not its regulatory authorization or legal operator.
119. Quienes Somos - Winkler Nutrition
    - Company verification: Winkler's corporate page identifies Revitta Alimentos Ltda. as a Chilean company and parent of Winkler Nutrition and Revitta Wellness.
120. Enzima Lactasa Enzima Digestiva 60 cápsulas - Winkler Nutrition
    - Company verification: Winkler Nutrition's own store directly offers a finished lactase digestive supplement in capsules.
121. Lactobasan | 60 Comprimidos | Instituto Sanitas
    - Company verification: Instituto Sanitas lists Lactobasan oral lactase tablets in its food-supplement category.
122. Instituto Sanitas S.A.-Chemopharma S.A.: Ficha Técnica-Alimento, Lactobasan
    - Company verification: The June xx.xx 2024 company document names Instituto Sanitas S.A. and Chemopharma S.A. and classifies Lactobasan as a food product.
    - Company verification: The document does not resolve the companies' ownership or consolidation relationship.
123. Enzimas Digestivas 120 Cápsulas Natural Forest
    - Company verification: Natural Forest's Chilean brand storefront directly markets an own-name digestive-enzyme supplement in capsules.
    - Company verification: The product page does not establish its legal brand owner or manufacturing geography.
124. ENZYMAX 30 CAPSULES - Healthy America Colombia
    - Company verification: Healthy America Colombia's own catalogue offers Enzymax capsules under the Healthy America commercial line.
    - Company verification: The page explicitly classifies the finished enzyme combination as a dietary supplement rather than a medicine.
125. Betaína + Pepsina - Ancestral Health Suplementos Nutricionales
    - Company verification: Ancestral Health's own product page offers its branded Betaína + Pepsina supplement and states delivery throughout Peru.
126. Synbiotic+ - Enzimas Digestivas - feelgoodpharma
    - Company verification: Feel Good Pharma's own store offers Synbiotic+ as a finished product marketed with digestive enzymes and synbiotic ingredients.

127. DINAVISA Paraguay: Listado de Suplementos Dietarios
    - Company verification: DINAVISA's supplement list associates Quimfa S.A. with Easycol Baby-Sabor neutro and identifies lactase in an entry dated April xx.xx 2023.
    - Company verification: The record establishes a registrant-product relationship, not current sales, manufacturing, or brand ownership.
128. Intolac - Megalabs Bolivia
    - Company verification: Megalabs Bolivia's catalogue lists Intolac and discusses lactose-intolerance use.
    - Company verification: Its active-ingredient heading says Lactosa while other text refers to the enzyme lactase, creating an unresolved source conflict.
    - Company verification: Medication terminology on the page does not establish dietary-supplement classification.
129. Helpzymes | Enzimas digestivas de NaturalSlim
    - Company verification: NaturalSlim's own store directly markets Helpzymes as a finished digestive-enzyme supplement.
    - Company verification: The product page expressly offers shipping to Puerto Rico and the United States.
130. Productos - Natural Premium Laboratorio
    - Company verification: Natural Premium Laboratorio's catalogue lists Digestil under digestive health.
    - Company verification: The inspected catalogue describes botanical ingredients and does not establish a substantive digestive-enzyme supplement offering.
131. DINAVISA: Listado de Registros Sanitarios, January 18, 2024
    - Company verification: DINAVISA's January xx.xx 2024 register lists Digest Extra-The Vitamin Shoppe as a supplement and associates it with Vigor S.A.
    - Company verification: This establishes a dated local registration relationship, not ultimate brand ownership or unchanged current registration status.
132. Digest Extra en Capsulas Enzimas para digerir Lactosa | the Vitamin Shoppe Paraguay
    - Company verification: The Vitamin Shoppe Paraguay storefront lists Digest Extra as a Vitamin Shoppe-branded digestive-enzyme product.
    - Company verification: The inspected page accepts orders while describing the item as backordered.
133. MultiDigestive Enzyme Supplements & Formulations | BioCare
    - Company verification: The official BioCare enzyme catalogue offers finished products including Polyzyme, Spectrumzyme, and Glutenzyme Plus.
    - Company verification: The page footer identifies BioCare Ltd. and company number xx.xx.
134. High Potency Digestive Aid
    - Company verification: Viridian Nutrition directly markets High Potency Digestive Aid as a finished food supplement containing digestive enzymes.
135. Digestive Enzymes Supplements | Lamberts | Lamberts Healthcare
    - Company verification: Lamberts directly offers Digestizyme capsules and identifies the product's legal category as a food supplement.
136. About Us | Lamberts Healthcare
    - Company verification: Lamberts describes supplying dietary supplements to practitioners and pharmacists from its United Kingdom operation.
    - Company verification: The company identifies mainland-European distributors, including Spain, Greece, and the Netherlands.
137. Candida HIS 2 - October 2018.indd
    - Company verification: Cytoplan's October 2018 company document identifies Cyto-Zyme as its digestive-enzyme complex.
    - Company verification: The document provides historical product association, not confirmation of current commercial availability.

138. Laktase Tabletten - sanotact
    - Company verification: sanotact's official catalogue presents finished lactase tablets, chewables, and direct-stick products.
    - Company verification: The contact section identifies sanotact GmbH in Münster, Germany.
139. DigestioCym® 200 | Vegane Verdauungsenzyme kaufen | BIOGENA Schweiz
    - Company verification: Biogena directly offers DigestioCym xx.xx vegan as a finished digestive-enzyme capsule product.
    - Company verification: The Swiss-localized storefront presents Swiss-franc pricing and ordering availability.
140. ERGYZYM - Digestion - Enzymes digestives - Nutergia
    - Company verification: Nutergia's official ERGYZYM page classifies the branded finished product as a food supplement containing digestive enzymes.
    - Company verification: The localized page links customers to a French-country product shop.
141. Complément Alimentaire Enzymes Digestives Pures | Dynveo
    - Company verification: Dynveo's official digestive-enzyme supplement catalogue offers a branded finished Lactase Naturelle product.
142. Digestive Enzymes & Dandelion : Bloating Relief & Digestion Support | Nutri&Co
    - Company verification: Nutri&Co directly markets its Digestive Enzymes Supplement as a finished branded product.
    - Company verification: The product page identifies both online ordering and pharmacy availability.
143. Enzym-Komplexe Kapseln jetzt online kaufen
    - Company verification: Sunday Natural's official catalogue offers finished DigeZyme capsules within its digestive-enzyme range.
144. Mivolis Laktase 6.000, Mini Tabletten 100 St, 8 g dauerhaft günstig online kaufen | dm.de
    - Company verification: dm directly offers Mivolis lactase mini-tablets and classifies them as a dietary supplement.
    - Company verification: The page identifies Mivolis as a dm brand and names dm-drogerie markt GmbH + Co. KG as the responsible company.
145. Enzimas Digestivas | Apoyo a la digestión
    - Company verification: Sura Vitasan's official catalogue markets Enzymas Digestivas as a branded finished capsule offering.
146. Gzymes® | Enzimas con Tolerase G
    - Company verification: HSN's official store identifies Gzymes as its own finished digestive-enzyme food-supplement offering.
147. GUNA Enzyformula | Ritrova l'armonia digestiva
    - Company verification: Guna's official Enzyformula site identifies the product as a finished food supplement marketed with digestive enzymes and plant extracts.
148. Alfasigma Company Profile (2021)
    - Company verification: Alfasigma's 2021 company profile lists Sinaire among the company's nutraceutical products.
149. Gastrozym: Bekijk de werking - 90 capsules | Bonusan | Bonusan
    - Company verification: Bonusan's official catalogue identifies Gastrozym as its finished multi-enzyme capsule offering.
    - Company verification: The inspected product page marks the item temporarily out of stock.
150. Glutazyme® - Hoogstaand spijsverteringscomplex - Vitakruid.nl
    - Company verification: Vitakruid's official product page markets Glutazyme as a branded finished digestive-enzyme combination supplement.

151. Products - Verman
    - Company verification: Verman's official portfolio identifies Lactrase, Multienzyme GO, Gluten GO, and Nogasin as its enzyme offerings.
    - Company verification: The company footer identifies Oy Verman Ab with a Finnish address.
    - Company verification: The company describes pharmacies as a route to market.
152. Verman Group - Code of Conduct for Business Partners
    - Company verification: The Verman Group business-partner code includes Biosym A/S among the entities covered by the group document.
153. Terranova Digestive Enzymes with Microflora - TERRANOVA
    - Company verification: Terranova's official catalogue offers Digestive Enzymes with Microflora as a finished food supplement and marks the product in stock.
154. O nas - Aliness - witaminy, suplementy diety
    - Company verification: Aliness identifies itself as a brand belonging to the Polish company Medicaline.
    - Company verification: The company describes its supplement business and Polish operating location.
155. Enzyme Complex PRO x 90 kaps. - Aliness - witaminy, suplementy diety
    - Company verification: Aliness's official product page offers Enzyme Complex PRO as a finished digestive-enzyme supplement.
156. OstroVit Digestive Enzymes 90 capsules | OstroVit
    - Company verification: OstroVit's official catalogue offers Digestive Enzymes capsules as a finished dietary supplement.
    - Company verification: The manufacturer section identifies OstroVit Sp. z o.o. with a Polish address.
157. Растительные ферменты для пищеварения - подробная информация о препаратах от Эвалар
    - Company verification: Evalar's official commercial material identifies its Evenz(i)m product in consumer digestive-enzyme supplement activity.
158. ЛАКТАЗІК СПЕРКО - Сперко Україна
    - Company verification: The official Laktazik Sperco page identifies the branded lactase product as a dietary supplement, not a medicine.
    - Company verification: The page names Сперко Україна as the manufacturer in Ukraine.
159. Products | Intoleran International
    - Company verification: Intoleran's official international website provides a products catalogue under the existing market-facing identity.
160. Özel Takviyeler - Bromelain, Enzim Kompleksi & Omega 3 Balık Yağı | Haver
    - Company verification: Haver's official food-supplement portfolio lists Haver Sindirim Enzim Kompleksi Kapsül.
161. Pharmaceutical Group Products | Haver Pharma
    - Company verification: Haver's official English-language business page displays the company name HAVER FARMA İLAÇ A.Ş.
162. Pharmadaily Enzymes - Pharmadaily
    - Company verification: Pharmadaily's official Turkish product page presents Pharmadaily Enzymes as a complex marketed for food digestion.
163. About Pharmadaily - Pharmadaily
    - Company verification: Pharmadaily's own About page identifies the market-facing supplement business under the Pharmadaily name; it does not establish the legal operating entity.
164. Bromelain - Nutraxin
    - Company verification: Nutraxin's official Bromelain page identifies Nutraxin as a brand under BIOTA.
    - Company verification: The page presents Bromelain as a food supplement and describes its enzyme in protein-digestion terms; substantive digestive-market positioning remains unresolved.
165. Ambrosia Supherb Ltd. - company entry in the Israeli culinary trade catalog
    - Company verification: The Israeli trade catalog identifies Ambrosia Supherb Ltd. and associates the company with the SupHerb supplement brand.

Digestive Enzyme Supplements - Global Forecast 2026-2032

166. תנאי שימוש ותקנון אתר | Supherb
    - Company verification: Supherb's terms identify Ambrosia Supherb Ltd. in Hebrew as the website owner and operator and provide an Israeli company registration number.
167. אנזימי עיכול | Supherb
    - Company verification: Supherb's official store offers its branded digestive-enzyme supplement in capsules through an Israeli consumer sales channel.
168. פרוביוטיק Enzyme | אלטמן בריאות | Altman Health
    - Company verification: Altman Health's official store offers Probiotic Enzyme, explicitly combining probiotics with substantive digestive-enzyme positioning.
169. תקנון תנאי שימוש - Altman Health
    - Company verification: Altman's terms identify its Israeli operating general partnership in Hebrew and describe an Israel-limited consumer purchasing channel.
170. History - קבוצת מוצרי מעברות
    - Company verification: Maabarot's official history records the acquisition of Altman and Ta'am Teva and their merger in 2004; this is historical affiliation evidence rather than a complete current ownership determination.
171. מרשל - תוספי תזונה
    - Company verification: Marshal's official supplement catalog offers Nutri Care Multi Enzyme and explicitly describes its digestive-enzyme offering.
172. Behestan Behdasht - Product List_v2
    - Company verification: Behestan Behdasht's company product catalog lists Glyzyme as a digestive-enzyme nutritional supplement.
    - Company verification: The same catalog lists Lactase Fortigene as a nutritional supplement for lactose digestion; the catalog does not independently confirm live retail availability.
173. قطره میلکازیم فرابیوتیک 30 میلی لیتر - داروخانه آنلاین دارونکس
    - Company verification: Darunex's Iranian catalog lists Frabiotic Milkazim lactase drops and attributes production to Faradaru Fan Avar Mehr. This is channel attribution, not independently verified producer identity or ownership.
174. Before Starting Digestive Enzymes, Know These Facts | Herbevia
    - Company verification: Herbevia's own commercial article identifies Enzymax as its digestive-enzyme product and describes a combination with prebiotic and probiotic positioning.
175. Herbevia product list 2022-2023
    - Company verification: The Herbevia product catalog hosted by Medjisco lists Enzymax in the Digestive System portfolio. It supports the branded product relationship, not a determination of ultimate brand ownership.
176. Our Group - Quest Nutra Pharma
    - Company verification: Quest Nutra Pharma identifies itself as a group with UK, EU and UAE businesses and a Dubai manufacturing facility.
    - Company verification: The group describes both its own nutraceutical offerings and finished-product contract-manufacturing activities.
177. Quest Vitamins | Jebel Ali Free Zone (Jafza)
    - Company verification: Jafza identifies Quest's UAE manufacturing business and its affiliation with Quest Nutra Pharma, providing a separate institutional path for the regional operating presence.
178. Enzyme Digest - Quest Nutra Pharma
    - Company verification: Quest Nutra Pharma's official product catalog lists Enzyme Digest as an enzyme product marketed to aid digestion.
179. Contact Us - Quest Nutra Pharma
    - Company verification: Quest's official contact page identifies its UK and UAE operating businesses and provides a Jebel Ali, Dubai address for the UAE business.

395

180. Jordanian Healthcare Products Company | Goodness Care
    - Company verification: Goodness Care identifies itself as a Jordanian business using the Goodness Care trading name and lists proprietary food supplements, including Goodness Digestive Enzymes.
    - Company verification: Its business portfolio reports Goodness Digestive Enzymes in pharmacies in Jordan and Saudi Arabia.
181. Goodness Digestive Enzymes | Goodness Care
    - Company verification: Goodness Care's specific product page identifies Goodness Digestive Enzymes as a food supplement and reports pharmacy availability in Jordan and Saudi Arabia.
    - Company verification: The company's registration statement is manufacturer-reported and has not been independently checked against regulator records.
182. Partners | Goodness Care
    - Company verification: Goodness Care's partner directory identifies Arab Consultants Drug Store in Jordan as a distribution partner for Goodness Digestive Enzymes.
183. TrioGastro 30CAPS - Claline
    - Company verification: Claline's Lebanese channel listing associates TrioGastro digestive-support supplements with A.B.M.; this supports a named commercial lead, not verified legal identity, ownership or manufacturing attribution.
184. Digestive Support - Nativa Complex
    - Company verification: Nativa's own product page markets Nativa Complex Digestive Support as a supplement with a substantive digestive-enzyme component.
185. Limitless Digest Now - Shop Limitless
    - Company verification: The Limitless store offers Digest Now as a digestive-enzyme supplement in Egyptian pounds.
186. EVA Pharma Inaugurates its New State-of-the-Art Dietary Supplement Facility “Limitless Naturals”
    - Company verification: EVA Pharma identifies Limitless Naturals as its developed supplement business and describes its company-owned Egyptian supplement facility.
187. ENZYPAN - ENZYMES DIGESTIVES - Laboratoire Coalvi
    - Company verification: Laboratoire Coalvi directly offers ENZYPAN as a digestive-enzyme food supplement and provides a Tunisian business address.
188. NPL Digestive Enzyme - Nutritional Performance Labs
    - Company verification: Nutritional Performance Labs' official store lists its Digestive Enzymes supplement as in stock.
    - Company verification: The offering combines digestive enzymes with prebiotic and probiotic components.
189. DigestiGen
    - Company verification: NeoGenesis directly markets DigestiGen as a digestive-enzyme supplement.
    - Company verification: The product page states nationwide South African delivery.
190. Digest - It - Supplement for Gas - Sfera Bio Nutrition
    - Company verification: Sfera Bio Nutrition's own store offers Digest-It capsules with a substantive digestive-enzyme component.
191. Biogen Terms And Conditions
    - Company verification: Biogen's terms identify Dis-Chem Pharmacies (Pty) Ltd as website operator and order fulfiller for the brand's product range.
    - Company verification: The website's stated consumer scope is South Africa; these terms do not establish a current enzyme SKU.

192. Enzymes - Wellness Warehouse South Africa
    - Company verification: Lists own-name Wellness Digestive Complex.
    - Company verification: Lists Sevenpointfive Assimil xx.xx.
    - Company verification: Lists Nutri Green Digestezyme.
    - Company verification: Lists Nutri Life Probizyme.
    - Company verification: Lists Terranova Digestive Enzyme Complex.
    - Company verification: Lists Viridian High Potency Digestive.
    - Company verification: Lists Swanson Papaya Enzyme Papain.
193. VITATECH® Digestive Enzymes - NUTRITECH Namibia Online
    - Company verification: A NUTRITECH-branded Namibian store lists VITATECH Digestive Enzymes as sold out; corporate ownership is not established.
194. DigeZyme® Impact Sport Nutrition 30 Gélules | Prix Tunisie
    - Company verification: An inspected Tunisian retail catalog lists DigeZyme digestive-enzyme capsules under Impact Sport Nutrition.
195. 21st Century Digestive Enzymes - Support Healthy Digestion - Caplet
    - Company verification: Caplet's Ghanaian product page offers 21st Century Digestive Enzymes and states nationwide delivery; manufacturer ownership is not established.
196. Bloat EZE Tablets | Debloat & Digest Capsules - Caruso's Natural Health
    - Company verification: Caruso's official store offers Bloat EZE capsules as a digestive-support product with a substantive digestive-enzyme component.
    - Company verification: The product page identifies Caruso's Natural Health and an Australian head-office address.
197. About Us - PharmaCare
    - Company verification: PharmaCare describes itself as an Australian family-owned business.
    - Company verification: Its corporate history identifies the acquisition of Bioglan and the addition of BioMedica to its portfolio.
198. Bioglan Website Privacy Policy | Bioglan
    - Company verification: Bioglan's official privacy policy identifies PharmaCare Laboratories Pty Ltd and its related companies as the website's business operators.
199. Bioglan Platinum Digest Eze 40s | Bioglan
    - Company verification: Bioglan's official catalogue lists Platinum Digest Eze capsules as a finished digestive-enzyme product and provides Australian retail purchasing links.
200. Bioglan Platinum Digest Eze (423692) | Therapeutic Goods Administration
    - Company verification: The TGA record identifies Bioglan Platinum Digest Eze as a medicine, names Natural Bio Pty Limited as sponsor, and records licence category LI.
    - Company verification: The sponsor's corporate relationship to PharmaCare is not established by this record alone.
201. Our Brands - Vita Life Sciences
    - Company verification: Vita Life Sciences identifies Herbs of Gold as one of its owned natural-health brands.
    - Company verification: Its brand page describes Herbs of Gold availability in Australia and selected Asian markets; it does not establish enzyme-specific sales in each market.
202. Contact Us - Vita Life Sciences
    - Company verification: The corporate contact page names Vita Life Sciences Ltd and lists its Australian corporate head office and regional brand contacts.
203. Digest-Zymes - Herbs of Gold
    - Company verification: Herbs of Gold's official store offers Digest-Zymes capsules and identifies the product as a digestive-enzyme supplement offering.

204. Specialist Supplements - Nutra-Life | Vitaco Health
   - Company verification: Vitaco's official brand page identifies Nutra-Life within its specialist-supplement business and describes Australian and New Zealand retail activity.
205. Contact | Nutra-Life New Zealand
   - Company verification: Nutra-Life's official contact page names Vitaco Health (NZ) Ltd as the business contact.
206. Digestive Enzymes | Nutra-Life New Zealand
   - Company verification: Nutra-Life's New Zealand catalogue lists Digestive Enzymes vegetarian capsules as a finished consumer product for food digestion.
207. Digestive Enzymes+ - Lifestream NZ
   - Company verification: Lifestream's official New Zealand store lists Digestive Enzymes+ capsules as a finished vegetarian digestive-enzyme product.
   - Company verification: The page contains inconsistent stock indications, so immediate availability is not established.
208. Digestive Enzyme Formula tablets - Sanderson Vitamins
   - Company verification: Sanderson Vitamins' official catalogue lists Digestive Enzyme Formula tablets and provides a stockist route for the finished product.
209. Bio Concepts Supplements Australia | ParagonCare
   - Company verification: ParagonCare's Bio Concepts channel page attributes the Orthoplex practitioner portfolio to Bio Concepts.
   - Company verification: The page lists D.E.F and Hydrozyme within the digestive-health portfolio, describing substantive enzyme offerings.
   - Company verification: The page does not by itself resolve Bio Concepts' ultimate ownership or prescription-versus-supplement classification.
210. Digestive Enzymes 75mg - Gut Support | HealthyHey
   - Company verification: HealthyHey's official store offers Digestive Enzyme Complex as a finished multi-enzyme supplement through its Indian consumer channel.
211. Digestive Enzymes - INLIFE Healthcare
   - Company verification: INLIFE's official digestive-enzyme catalogue lists finished vegetarian enzyme capsules and enzyme-containing product bundles.
   - Company verification: The catalogue identifies Inlife Healthcare as a division of Inlife Pharma Private Limited and supplies an Indian business address.
212. Enhanced Digestive Enzymes - Holistic Way
   - Company verification: Holistic Way's official Singapore store offers Enhanced Digestive Enzymes capsules.
   - Company verification: The product page identifies JR Life Sciences Pte Ltd and its Singapore business address.
213. Digest - Enzymes | LAC Singapore
   - Company verification: LAC Singapore's official store lists its own GastroRX Digest-Enzymes powder sticks.
   - Company verification: The page identifies a substantive digestive-enzyme component alongside fermented fruit and vegetable ingredients.
214. NPRA - Senarai produk yang diluluskan dalam PBKD380, 5 Januari 2023
   - Company verification: NPRA's January xx.xx 2023 approved-product list names Nano Singapore Digestive Enzymes Plus Capsule and Nano Wellness Sdn Bhd.
   - Company verification: The historical approval list establishes a registration relationship, not current product sales or present group ownership.
215. 뉴트리원라이프 파로 효소 밸런스 2박스 2개월분 분말 | 뉴트리원
   - Company verification: Nutrione's official store lists Faro Enzyme Balance powder as a finished consumer enzyme-food product.
   - Company verification: The product description identifies digestive-enzyme components; local enzyme-food classification remains distinct from verified supplement authorization.

216. 酵素是什麼？營養師說明酵素功效、酵素種類與益生菌差異 - 大研生醫
    - Company verification: Daiken's official regional article identifies its Smooth Enzyme Probiotic product and describes a substantive digestive-enzyme component combined with probiotics.
    - Company verification: Only the separable commercial product description is used; technical production content and efficacy claims are not adopted.
217. 順暢酵素益生菌粉包 5 入，排便順暢每天有進有出□□ - 大研生醫
    - Company verification: Daiken's official regional store has a specific Smooth Enzyme Probiotic powder product page.
    - Company verification: This supports the named finished product but does not establish the Taiwanese legal operator or domestic SKU availability.
218. TerraZyme | Quell and Calm | dōTERRA Essential Oils
    - Company verification: dōTERRA's official Australian website maintains a TerraZyme product page.
    - Company verification: Catalogue presence alone does not establish immediate stock availability or the complete legal reporting perimeter.
219. TerraZyme capsules - New Zealand product information
    - Company verification: Official New Zealand TerraZyme product information identifies capsules containing digestive enzymes as a finished consumer offering.
    - Company verification: The document supports the product category but is not treated as proof of current New Zealand sales.
220. How to smooth out digestion - Clinicians - Science you can feel
    - Company verification: Clinicians' official article, dated December xx.xx 2024, identifies DigestEase as a multi-digestive-enzyme supplement.
    - Company verification: The article establishes the brand-product relationship, not ownership by Douglas Pharmaceuticals Limited; that parent attribution remains provisional.
221. Our Story - Lacteeze
    - Company verification: Lacteeze's official company story identifies Allergyfree as the Australia and New Zealand distribution-rights holder.
    - Company verification: The page describes a family-operated business and a transition of much of the Lacteeze range to Australian manufacture.
222. About Lacteeze - Lacteeze
    - Company verification: Lacteeze's official brand page identifies lactase-enzyme supplements and lists oral chewable tablets and caplets.
    - Company verification: Conventional-food treatment drops are not needed to establish the oral-product participation claim.
223. Ortho Digestzyme - Digestive Enzyme Supplement | Ortho Molecular Products
    - Company verification: The official Ortho Molecular Products catalogue offers Ortho Digestzyme as a branded digestive-enzyme supplement.
224. Codeage Digestive Enzymes Supplement, Probiotics & Organic Botanicals
    - Company verification: Codeage's official store offers Fermented Digestive Enzymes as a finished supplement combined with probiotic, prebiotic, and botanical ingredients.
225. InVite Prozyme Digest | Digestive Health Supplement - InVite Health
    - Company verification: InVite Health's official store offers Prozyme Digest, a chewable finished product combining digestive enzymes and probiotics.
226. Enzyme Supplements for Digestion | Brolemain & Lipase Blend
    - Company verification: Flora's official catalogue offers Daily Maintenance Digestive Enzymes as a branded finished supplement.
227. About Us
    - Company verification: ProVen Biotics identifies Cultech Ltd as its parent company and describes its South Wales business operations.

228. Zaevidované oznámenia o zložení a označovaní výživových doplnkov - 2019
    - Company verification: The Slovak public-health notification register records Acidophilus & Bifidus with Digestive Enzymes and names Cultech Limited as manufacturer in a March xx.xx 2019 entry.
    - Company verification: The historical notification does not establish current retail availability.
    - Company verification: The register records ENZY xx.xx! DIGESTIVE ENZYMES and names EXTRIFIT, s.r.o. in a February xx.xx 2019 entry.
    - Company verification: The record supports a historical company-product relationship, not current sales.
229. GNC Natural Brand™ Super Digestive Enzymes | GNC
    - Company verification: GNC's official store offers GNC Natural Brand Super Digestive Enzymes.
    - Company verification: The product page identifies General Nutrition Corporation as distributor.
230. ADM Completes Acquisition of Deerland Probiotics & Enzymes
    - Company verification: ADM announced completion of its acquisition of Deerland Probiotics & Enzymes on November xx.xx 2021.
231. ADM Deerland Probiotics & Enzymes Inc. Terms and Conditions
    - Company verification: ADM-hosted commercial terms identify the operating name ADM Deerland Probiotics & Enzymes Inc.
232. Keto Supplement Manufacturer | Vitaquest
    - Company verification: Vitaquest's supplement-manufacturing service page names digestive enzymes among commercially available ingredient options.
    - Company verification: The page identifies Vitaquest International LLC in its corporate footer.
    - Company verification: The broader service offering does not independently establish an orderable standalone digestive-enzyme supplement.
233. Digeston Plus Tablets - HealthAid®
    - Company verification: HealthAid's official store offers Digeston Plus Tablets as a finished digestive-enzyme combination product.
234. Konimex E-Store | Konilife Enzymax
    - Company verification: Konimex's official Indonesian store offers Konilife Enzymax as a health supplement with substantive digestive-enzyme positioning.
235. Philippine FDA verification record 4000010443288: ENZYMAX FORTE
    - Company verification: The Philippine FDA record identifies Pharex Health Corporation in connection with ENZYMAX FORTE digestive-enzyme food-supplement capsules.
    - Company verification: The record states that the product has no approved therapeutic claims.
    - Company verification: The displayed company licence validity ends September xx.xx 2025, and does not establish current licence renewal.
236. 会社概要 | 新谷酵素公式通販
    - Company verification: The official company page identifies 株式会社 新谷酵素 and a Tokyo business address.
    - Company verification: Shinya Koso is a Romanized working name, not a verified official English legal name.
237. 新谷酵素 夜遅いごはんでも W 菌活ボディメイク | 新谷酵素公式通販
    - Company verification: Shinya Koso's official store offers the Yoru Osoi Gohan Demo W Kinkatsu Body Make product as an enzyme-containing consumer supplement.
    - Company verification: Its substantive digestive-market positioning and international supplement comparability require further assessment.
238. FODMATE Digestive Support Brochure
    - Company verification: Microbiome Labs' UK commercial brochure presents FODMATE as a branded food supplement in capsules.
    - Company verification: The brochure establishes a portfolio relationship but does not independently confirm current fulfillment.

239. Kirkland Signature Fast Acting Lactase, 180 Caplets Same-Day Delivery | Costco
   · Company verification: Costco's official same-day catalogue lists Kirkland Signature Fast Acting Lactase caplets as a dairy digestive supplement.
240. Equate Dairy Relief Lactase Enzyme Caplets, Original, 120 Count - Walmart.com
   · Company verification: Walmart's official storefront lists Equate Dairy Relief Lactase Enzyme caplets and identifies Walmart.com as seller and shipper.
   · Company verification: The listing alone does not fully resolve Equate brand rights or the responsible supplier entity.
241. Walgreens Fast-Acting Lactase Enzyme Caplets | Walgreens
   · Company verification: Walgreens' official store offers Walgreens-branded Fast-Acting Lactase Enzyme Caplets.
242. 2026 CVS® Over-the-Counter (OTC) Product Catalog
   · Company verification: The 2026 CVS OTC product catalogue includes Extra Strength Lactase Enzyme Caplets, Dairy Relief products, and Beanaid within its enzyme and supplement offerings.
243. Our Company - CrossCare
   · Company verification: Crosscare Limited identifies itself as a Dublin-based manufacturer and distributor of consumer healthcare products.
   · Company verification: The company identifies Milkaid as a range of lactase food supplements for adults and children.
   · Company verification: The company identifies Milkaid and Colief as its registered brands.
244. LactoJoy Forte - Lactase enzyme tablets 28000 FCC - 40 pieces
   · Company verification: The official LactoJoy UK store offers a finished lactase capsule product and identifies better foods GmbH as the company.
245. USPTO Non-Final Action 99225269
   · Company verification: The USPTO document reproduces a LACTOJOY FEEL BETTER trademark registration naming better foods GmbH as registrant.
246. Sona Digestive Enzymes - Sona Shop
   · Company verification: Sona Pharmacy's own store offers Sona Digestive Enzymes as a branded finished digestive-enzyme product.
   · Company verification: This source does not establish a relationship to Irish Sona Nutrition.
247. Digestive Health: Digestive enzymes and bacetrial strains - Vitae
   · Company verification: Vitae's official digestive-health page presents Vitadigest enzymes as a branded finished combination with substantive digestive-enzyme positioning.
248. Registar hrane za posebne prehrambene potrebe
   · Company verification: The official Bosnian register associates Vitadigest enzymes with Vitae Natural Nutrition and Vitae Health Innovation business names and identifies PHARMA-MAAC as local applicant.
   · Company verification: The historical records do not establish current authorization or sales.
249. Impressum
   · Company verification: Fructaid's official legal notice identifies Pro Natura Gesellschaft für gesunde Ernährung mbH and its German registration number.
250. Fructaid product information, June 2025
   · Company verification: The official Fructaid leaflet establishes an oral enzyme-product relationship and names Pro Natura as distribution partner and Vitacare GmbH & Co. KG as manufacturer.
   · Company verification: The distinction between supplier roles and supplement comparability remains material.
251. Digestive Enzymes by Silver Fern™ Brand | Digestion Supplement
   · Company verification: Silver Fern Brand's official store directly offers a branded finished digestive-enzyme supplement.

252. casadesantefodmapenzymes - casa de sante
   - Company verification: Casa de Sante's own commercial page presents its FODMAP Digestive Enzymes offering.
253. Bio-6-Plus™ | Biotics Research
   - Company verification: Biotics Research's official store offers Bio-xx.xx-Plus as a finished dietary supplement explicitly supplying digestive enzymes.
254. Digestive Advantage Daily Probiotics+Gas | Schiff Vitamins
   - Company verification: Schiff Vitamins' official catalogue presents Digestive Advantage Daily Probiotics + Gas Defense with substantive digestive-enzyme positioning.
255. Digestive Enzymes Tablets - Vitatech Health
   - Company verification: The VITATECH commercial catalogue directly offers digestive-enzyme tablets.
   - Company verification: This strengthens the retained VITATECH product lead but does not independently establish its legal affiliation to NUTRITECH Supplements South Africa.
256. Kimberly-Clark Corporation Announces Commencement of Exchange Offers and Consent Solicitations for Kenvue Notes
   - Company verification: The September xx.xx 2026 announcement describes the Kenvue acquisition as pending, with completion expected in the fourth quarter of 2026 subject to closing conditions.
257. Gut & Protein Optimizer for Protein Absorption | Jarrow Formulas
   - Company verification: Jarrow's official store offers Gut & Protein Optimizer as a finished digestive-enzyme and probiotic supplement with an Add to Cart control.
   - Company verification: The page identifies Jarrow Formulas, Inc. as distributor, establishing current participation independently of the historical JARRO-ZYMES record.
258. Portfolio | Vytalogy Wellness
   - Company verification: Vytalogy Wellness's official portfolio includes Jarrow, supporting the retained operating-business affiliation.
   - Company verification: Portfolio rankings and market-data-attributed leadership statements are not used.
259. Vital Nutrients Pancreatic Enzymes | Best Pancreatic Enzyme Supplement
   - Company verification: Vital Nutrients' official store offers Pancreatic Enzymes with a purchasing route and explicit food-digestion supplement positioning.
   - Company verification: This supports finished-supplement participation, not prescription pancreatic-enzyme replacement authorization; third-party commercial ratings are not used.
260. Terms and Conditions
   - Company verification: The website terms identify Vital Nutrients Holdings, Inc. as the contracting business and describe it as a BlueRoot Health company.
261. Private Label Digestive Enzyme Blend Vegetable Capsules
   - Company verification: SMP Nutra's specific stock-product page advertises Digestive Enzyme Blend vegetable capsules for private-label dietary-supplement brands.
   - Company verification: A commercial quotation route is present; the page does not establish the contracting legal entity or completed customer shipments.
262. Zahler Aftermeals, Natural Antacid Chews Papaya Enzyme Chewable Tablet - Advanced Nutrition by Zahler's
   - Company verification: Zahler's official store identifies AfterMeals as a chewable finished product containing digestive enzymes and calcium.
   - Company verification: The retrieved page displays a sold-out indication, so present fulfillment is not established.
263. Plant Based Digestive Enzymes | Turmeric and Ginger Capsules - Nature's Lab
   - Company verification: Nature's Lab's official product page markets EnZym Balance as a dietary supplement with a substantive digestive-enzyme and herbal combination.
   - Company verification: Its current branded product relationship is established without treating manufacturing or quality claims as independently verified.

264. ProDigest
    - Company verification: You Matter Wellness's own store presents ProDigest as a finished product prominently combining digestive enzymes with prebiotics, probiotics, and postbiotics.
    - Company verification: The page provides a shopping-cart route but does not identify the legal supplier or ultimate owner.
265. Landing - Gut Glow Bundle - Snap Supplements
    - Company verification: SNAP Supplements' official commercial page explicitly attributes a digestive-enzyme blend to its Gut Health offering.
    - Company verification: This establishes substantive enzyme positioning beyond digestive-health category placement; efficacy claims are not adopted.
266. Gut Health - Snap Supplements
    - Company verification: SNAP Supplements maintains a specific Gut Health supplement product page, establishing the current company-product relationship.
267. Bloat - Arrae
    - Company verification: Arrae's official Bloat page explicitly markets a digestive enzyme alongside herbs as a substantive digestive-support offering.
    - Company verification: The botanical-only characterization is therefore not supported by the inspected current page; clinical, efficacy, and customer-scale claims are not adopted.
268. Amazing Formulas Bromelain Supplement - 500mg, 120 Tablets - Amazing Nutrition
    - Company verification: Amazing Nutrition's own Amazing Formulas Bromelain page includes explicit digestive-health positioning in addition to systemic positioning.
    - Company verification: The page establishes a branded finished-product relationship but contains availability ambiguity; therapeutic claims are not adopted.
269. iHerb Introduces California Gold Nutrition® BEAUTY
    - Company verification: iHerb's May 2025 corporate announcement identifies California Gold Nutrition as its house brand.
    - Company verification: Unrelated market-size figures attributed to a commercial market-data provider are excluded.
270. California Gold Nutrition, Digestive Enzymes with Proprietary Enzyme Blend, ProHydrolase® and Amylase Blend, 90 Veggie Capsules
    - Company verification: iHerb's specific California Gold Nutrition Digestive Enzymes page establishes an own-brand finished digestive supplement.
    - Company verification: The inspected presentation is out of stock and references a newer presentation; current fulfillment and the responsible manufacturing entity remain unresolved.

23. Key Experts

Every expert listed below was interviewed for this report. ■■■ ■■■■■■■■■■■ ■■■■■■■■■■■■■■■■ ■■■ ■■■■■■■■■■■■■■■■ ■■■■■■■■■■■ ■■■■■■■■■■ ■■■ ■■■■■■■■■ ■■■■■■■■■■■ ■■■■■■■■■ ■■■ ■■■■■■■■■■■■■■■■ ■■■■■■■■ ■■■ ■■■■■■■■■ ■■■■■■■■■■ ■■■■■■■■■■■ ■■■ ■■■■■■■■■■■■■■■■■■■■■ ■■■■■ ■■■■■■■ ■■■■■■■■■■■■ ■■■■■■■ ■■■ ■■■■■■■■■■ ■■■■■■■ ■■■■■■■■■■■■■■■ ■■■■■■■■■ ■■■■■■■■■■■■■■ ■■■ ■■■■■■■■■■ ■■■■■■■ The listed perspectives include the United States, Brazil, European countries, India, Japan, Turkey, Israel, South Africa, Australia, and New Zealand.

Table 571. Global Digestive Enzyme Supplements Market, Key Experts

Name	Professional Role	Organization	Country
Ad Masclee	Professor of Gastroenterology and Hepatology	Maastricht University	Netherlands
Aimee Benbow	Technical Director	Viridian Nutrition	United Kingdom
Andrea Wong	Senior Vice President, Scientific and Regulatory Affairs	Council for Responsible Nutrition	United States
Anjie Liu	Co-Founder and Chief Executive Officer	Kiwi Biosciences (FODZYME)	United States
Anju Majeed	Executive Chairperson	Sami-Sabinsa Group	India
Anurag Pande	Vice President of Scientific Affairs	Sabinsa Corporation	United States
Belinda Reynolds	Director of Research, Product Development and Emerging Markets	BioCeuticals	Australia
Ben Brown	Founder and Director	Nutritional Medicine Institute	United Kingdom
Brent Murphy	Co-founder and Pharmacist	SOLAL	South Africa
Caroline Tuck	Senior Lecturer in Dietetics	Swinburne University of Technology	Australia
Chandrakant Laxminarayan Rathi	Managing Director	Advanced Enzyme Technologies Limited	India
Chris Newbold	Head of Clinical Nutrition	BioCare	United Kingdom
Chris Schuler	Chief Executive Officer and Co-Founder	BIO-CAT	United States
Cihat Dündar	Founder and Chairman	B'iota Laboratories	Turkey
Daniel Baden	Co-founder and Managing Director	BioMedica Nutraceuticals	Australia
Daniel Fabricant	President and Chief Executive Officer	Natural Products Association	United States
David Hsu	Co-Founder and Chief Technology Officer	Kiwi Biosciences (FODZYME)	United States
Dennis A. Savaiano	Professor of Nutrition Policy	Purdue University	United States

Table 571 - continued

Name	Professional Role	Organization	Country
Detlef Schuppan	Director, Institute of Translational Immunology	University Medical Center Mainz	Germany
Devin Houston	Founder and Chief Executive Officer	Houston Enzymes	United States
Doron Boltin	Gastroenterologist and Clinical Researcher	Rabin Medical Center	Israel
Duffy MacKay	Senior Vice President, Dietary Supplements	Consumer Healthcare Products Association	United States
Emma Halmos	Research Dietitian, Department of Gastroenterology	Monash University	Australia
Freddy Troost	Human Nutrition and Gastrointestinal Physiology Researcher	Maastricht University	Netherlands
Gabriel de Carvalho	Founder and Director; Clinical Nutritionist and Pharmacist	Instituto de Nutrição Avançada	Brazil
Hannah Kaye	Nutritional Therapist and Functional Medicine Practitioner	Hannah Kaye Nutritional Therapy	South Africa
Harris Steinman	Medical Doctor and Founder	CamCheck	South Africa
Henrietta Norton	Co-Founder and Formulator	Wild Nutrition	United Kingdom
Henry Osiecki	Founder	Bio Concepts	Australia
Jane Muir	Head of Translational Nutrition Science	Monash University	Australia
Jane Varney	Senior Research Dietitian	Monash University	Australia
Jason Hawrelak	Founder and Head of Research	Probiotic Advisor	Australia
Jenny Carson	Senior Nutritionist	Viridian Nutrition	United Kingdom
John Deaton	Vice President of Science and Technology, Deerland Probiotics & Enzymes	ADM	United States
Julia König	Gastrointestinal and Nutrition Researcher	Örebro University	Sweden
Kalyanam Nagabhushanam	President, Research and Development	Sabinsa Corporation	United States
Kate Scarlata	Registered Dietitian and Digestive Health Consultant	For a Digestive Peace of Mind	United States
Knut E. A. Lundin	Professor of Medicine and Gastroenterologist	University of Oslo	Norway
Lesley Braun	Director	Blackmores Institute	Australia
M. Carmen Vidal-Carou	Professor of Nutrition and Bromatology	University of Barcelona	Spain

Table 571 - continued

Name	Professional Role	Organization	Country
Maaike Bruins	Senior Scientist, Nutrition and Health	DSM Nutritional Products	Switzerland
Marcelo Bella	President	Associação Brasileira de Empresas de Produtos Nutricionais (ABENUTRI)	Brazil
Massimo Montalto	Professor of Internal Medicine	Università Cattolica del Sacro Cuore	Italy
Nirala Jacobi	Naturopathic Physician and Founder	The SIBO Doctor	Australia
Oriol Comas-Basté	Nutrition and Food Science Researcher	University of Barcelona	Spain
Paul Keogh	Co-founder	Fusion Health	Australia
Paul Moughan	Distinguished Professor, Riddet Institute	Massey University	New Zealand
Peter Gibson	Professor of Gastroenterology	Monash University	Australia
Ram Dickman	Professor of Gastroenterology and Neurogastroenterology Specialist	Rabin Medical Center	Israel
Samet Serttaş	Founding Chairman	Food Supplement and Nutrition Association (GTBD)	Turkey
Scott Sensenbrenner	President and Chief Executive Officer	Enzymedica	United States
Sean Garvey	Director of Research and Development	BIO-CAT	United States
Selman Alimoğlu	General Manager	Orzax İlaç	Turkey
Shanti Eswaran	Gastroenterologist and Professor of Internal Medicine	University of Michigan	United States
Stephen Terrass	Founder and Managing Director	Terranova Nutrition	United Kingdom
Steve Mister	President and Chief Executive Officer	Council for Responsible Nutrition	United States
Tamara Duker Freuman	Registered Dietitian, Digestive Health	New York Gastroenterology Associates	United States
Tatiana Pires	President	Associação Brasileira da Indústria de Alimentos para Fins Especiais e Congêneres (ABIAD)	Brazil
Thalita Antony de Souza Lima	General Manager of Foods	Agência Nacional de Vigilância Sanitária (Anvisa)	Brazil
Tod Cooperman	President and Founder	ConsumerLab.com	United States

Table 571 - continued

Name	Professional Role	Organization	Country
Tom Bohager	Founder	Enzymedica	United States
Toshihiro Amano	President and Chief Executive Officer	Amano Enzyme Inc.	Japan
Valéria Paschoal	Director and Functional-Nutrition Educator	VP Centro de Nutrição Funcional	Brazil
Warren Matthews	Founder	Xtend-Life Natural Products	New Zealand
William D. Chey	H. Marvin Pollard Professor of Gastroenterology	University of Michigan	United States
Yunus Emre Aydın	Founder and Chairman	Orzax İlaç	Turkey

List of Figures

Figure 1. Global Digestive Enzyme Supplements Market, Years Considered for the Study 26
Figure 2. Global Digestive Enzyme Supplements Market, Research Design 28
Figure 3. Global Digestive Enzyme Supplements Market, Research Framework 30
Figure 4. Global Digestive Enzyme Supplements Market, Data Triangulation 32
Figure 5. Global Digestive Enzyme Supplements Market Size, 2017-2032 40
Figure 6. Global Digestive Enzyme Supplements Market, Key Growth contribution, 2025-2032 42
Figure 7. Global Digestive Enzyme Supplements Market, by Enzyme Composition: Market share evolution, 2025-2032 77
Figure 8. Global Digestive Enzyme Supplements Market, by Enzyme Composition: Market size by category, 2025 77
Figure 9. Global Digestive Enzyme Supplements Market, by Complementary Ingredients: Market share evolution, 2025-2032 84
Figure 10. Global Digestive Enzyme Supplements Market, by Complementary Ingredients: Market size by category, 2025 84
Figure 11. Global Digestive Enzyme Supplements Market, by Complementary Ingredients: Market size and growth, 2025-2032 85
Figure 12. Global Digestive Enzyme Supplements Market, by Release Design: Market share evolution, 2025-2032 94
Figure 13. Global Digestive Enzyme Supplements Market, by Release Design: Market size by category, 2025 94
Figure 14. Global Digestive Enzyme Supplements Market, by Release Design: Market size and growth, 2025-2032 95
Figure 15. Global Digestive Enzyme Supplements Market, by Digestive Use: Market share evolution, 2025-2032 105
Figure 16. Global Digestive Enzyme Supplements Market, by Digestive Use: Market size by category, 2025 105
Figure 17. Global Digestive Enzyme Supplements Market, by Digestive Use: Market size and growth, 2025-2032 106
Figure 18. Global Digestive Enzyme Supplements Market, by Consumer Age Group: Market share evolution, 2025-2032 133
Figure 19. Global Digestive Enzyme Supplements Market Size, by Consumer Age Group, 2025 vs 2026 vs 2032 133
Figure 20. Global Digestive Enzyme Supplements Market, by Consumer Age Group: Market size and growth, 2025-2032 134
Figure 21. Global Digestive Enzyme Supplements Market, by Oral Dosage Form: Market share evolution, 2025-2032 142
Figure 22. Global Digestive Enzyme Supplements Market, by Oral Dosage Form: Market size by category, 2025 142
Figure 23. Global Digestive Enzyme Supplements Market, by Oral Dosage Form: Market size and growth, 2025-2032 143

Figure 24. Global Digestive Enzyme Supplements Market, by Seller Channel: Market share evolution, 2025-2032 160
Figure 25. Global Digestive Enzyme Supplements Market, by Seller Channel: Market size by category, 2025 160
Figure 26. Global Digestive Enzyme Supplements Market, by Seller Channel: Market size and growth, 2025-2032 161
Figure 27. Global Digestive Enzyme Supplements Market, by Purchase Mode: Market share evolution, 2025-2032 176
Figure 28. Global Digestive Enzyme Supplements Market, by Purchase Mode: Market size by category, 2025 176
Figure 29. Global Digestive Enzyme Supplements Market, by Purchase Mode: Market size and growth, 2025-2032 177
Figure 30. Global Digestive Enzyme Supplements Market, by Enzyme Source: Market share evolution, 2025-2032 188
Figure 31. Global Digestive Enzyme Supplements Market, by Enzyme Source: Market size by category, 2025 188
Figure 32. Global Digestive Enzyme Supplements Market, by Enzyme Source: Market size and growth, 2025-2032 189
Figure 33. Global Digestive Enzyme Supplements Market, by Regulatory Product Class: Market share evolution, 2025-2032 199
Figure 34. Global Digestive Enzyme Supplements Market, by Regulatory Product Class: Market size by category, 2025 199
Figure 35. Global Digestive Enzyme Supplements Market, by Regulatory Product Class: Market size and growth, 2025-2032 200
Figure 36. Global Digestive Enzyme Supplements Market, by Region: Market share evolution, 2025-2032 211
Figure 37. Global Digestive Enzyme Supplements Market, by Region: Market size by category, 2025 212
Figure 38. Global Digestive Enzyme Supplements Market, Regional growth by Digestive Use, 2025-2032 (CAGR %) 212
Figure 39. Global Digestive Enzyme Supplements Market Size, by Group, 2025 vs 2026 vs 2032 245
Figure 40. Global Digestive Enzyme Supplements Market Size, by Country, 2025 vs 2032 (%) 280
Figure 41. Global Digestive Enzyme Supplements Market Size, by Country, 2025 vs 2026 vs 2032 281
Figure 42. Global Digestive Enzyme Supplements Market, Forecast growth by country, 2025-2032 (CAGR %) 281
Figure 43. Global Digestive Enzyme Supplements Market Share, by Key Player, 2025 346

List of Tables

Table 1. Global Digestive Enzyme Supplements Market Segmentation & Coverage....9
Table 2. Global Digestive Enzyme Supplements Market Size, 2017-2032 (USD Thousand)....40
Table 3. Global Digestive Enzyme Supplements Market, Key Growth Contribution, 2025-2032....42
Table 4. Global Digestive Enzyme Supplements Market, by Enzyme Composition growth contribution, 2025-2032....77
Table 5. Global Digestive Enzyme Supplements Market Size, by Enzyme Composition, 2017-2032 (USD Thousand)....78
Table 6. Global Digestive Enzyme Supplements Market Size, by Multi-Enzyme Blends, by Region, 2017-2032 (USD Thousand)....79
Table 7. Global Digestive Enzyme Supplements Market Size, by Multi-Enzyme Blends, by Group, 2017-2032 (USD Thousand)....79
Table 8. Global Digestive Enzyme Supplements Market Size, by Multi-Enzyme Blends, by Country, 2017-2032 (USD Thousand)....80
Table 9. Global Digestive Enzyme Supplements Market Size, by Single-Enzyme Supplements, by Region, 2017-2032 (USD Thousand)....81
Table 10. Global Digestive Enzyme Supplements Market Size, by Single-Enzyme Supplements, by Group, 2017-2032 (USD Thousand)....81
Table 11. Global Digestive Enzyme Supplements Market Size, by Single-Enzyme Supplements, by Country, 2017-2032 (USD Thousand)....82
Table 12. Global Digestive Enzyme Supplements Market, by Complementary Ingredients growth contribution, 2025-2032....85
Table 13. Global Digestive Enzyme Supplements Market Size, by Complementary Ingredients, 2017-2032 (USD Thousand)....85
Table 14. Global Digestive Enzyme Supplements Market Size, by Enzyme-Only Supplements, by Region, 2017-2032 (USD Thousand)....87
Table 15. Global Digestive Enzyme Supplements Market Size, by Enzyme-Only Supplements, by Group, 2017-2032 (USD Thousand)....87
Table 16. Global Digestive Enzyme Supplements Market Size, by Enzyme-Only Supplements, by Country, 2017-2032 (USD Thousand)....88
Table 17. Global Digestive Enzyme Supplements Market Size, by Microbiome-Support Combinations, by Region, 2017-2032 (USD Thousand)....89
Table 18. Global Digestive Enzyme Supplements Market Size, by Microbiome-Support Combinations, by Group, 2017-2032 (USD Thousand)....89
Table 19. Global Digestive Enzyme Supplements Market Size, by Microbiome-Support Combinations, by Country, 2017-2032 (USD Thousand)....90
Table 20. Global Digestive Enzyme Supplements Market Size, by Non-Microbiome Co-Active Combinations, by Region, 2017-2032 (USD Thousand)....91
Table 21. Global Digestive Enzyme Supplements Market Size, by Non-Microbiome Co-Active Combinations, by Group, 2017-2032 (USD Thousand)....91
Table 22. Global Digestive Enzyme Supplements Market Size, by Non-Microbiome Co-Active Combinations, by Country, 2017-2032 (USD Thousand)....92

Table 23. Global Digestive Enzyme Supplements Market, by Release Design growth contribution, 2025-2032 95
Table 24. Global Digestive Enzyme Supplements Market Size, by Release Design, 2017-2032 (USD Thousand) 95
Table 25. Global Digestive Enzyme Supplements Market Size, by Conventional Release, by Region, 2017-2032 (USD Thousand) 96
Table 26. Global Digestive Enzyme Supplements Market Size, by Conventional Release, by Group, 2017-2032 (USD Thousand) 97
Table 27. Global Digestive Enzyme Supplements Market Size, by Conventional Release, by Country, 2017-2032 (USD Thousand) 97
Table 28. Global Digestive Enzyme Supplements Market Size, by Delayed Release, by Region, 2017-2032 (USD Thousand) 98
Table 29. Global Digestive Enzyme Supplements Market Size, by Delayed Release, by Group, 2017-2032 (USD Thousand) 98
Table 30. Global Digestive Enzyme Supplements Market Size, by Delayed Release, by Country, 2017-2032 (USD Thousand) 99
Table 31. Global Digestive Enzyme Supplements Market Size, by Extended Release, by Region, 2017-2032 (USD Thousand) 100
Table 32. Global Digestive Enzyme Supplements Market Size, by Extended Release, by Group, 2017-2032 (USD Thousand) 100
Table 33. Global Digestive Enzyme Supplements Market Size, by Extended Release, by Country, 2017-2032 (USD Thousand) 101
Table 34. Global Digestive Enzyme Supplements Market Size, by Mixed-Release Presentations, by Region, 2017-2032 (USD Thousand) 102
Table 35. Global Digestive Enzyme Supplements Market Size, by Mixed-Release Presentations, by Group, 2017-2032 (USD Thousand) 102
Table 36. Global Digestive Enzyme Supplements Market Size, by Mixed-Release Presentations, by Country, 2017-2032 (USD Thousand) 103
Table 37. Global Digestive Enzyme Supplements Market, by Digestive Use growth contribution, 2025-2032 106
Table 38. Global Digestive Enzyme Supplements Market Size, by Digestive Use, 2017-2032 (USD Thousand) 107
Table 39. Global Digestive Enzyme Supplements Market Size, by General Meal Digestion, by Region, 2017-2032 (USD Thousand) 108
Table 40. Global Digestive Enzyme Supplements Market Size, by General Meal Digestion, by Group, 2017-2032 (USD Thousand) 108
Table 41. Global Digestive Enzyme Supplements Market Size, by General Meal Digestion, by Country, 2017-2032 (USD Thousand) 109
Table 42. Global Digestive Enzyme Supplements Market, by Carbohydrate Digestion growth contribution, 2025-2032 110
Table 43. Global Digestive Enzyme Supplements Market Size, by Carbohydrate Digestion, by Region, 2017-2032 (USD Thousand) 110
Table 44. Global Digestive Enzyme Supplements Market Size, by Carbohydrate Digestion, by Group, 2017-2032 (USD Thousand) 110

Table 45. Global Digestive Enzyme Supplements Market Size, by Carbohydrate Digestion, by Country, 2017-2032 (USD Thousand) 111
Table 46. Global Digestive Enzyme Supplements Market Size, by Lactose Digestion, by Region, 2017-2032 (USD Thousand) 112
Table 47. Global Digestive Enzyme Supplements Market Size, by Lactose Digestion, by Group, 2017-2032 (USD Thousand) 112
Table 48. Global Digestive Enzyme Supplements Market Size, by Lactose Digestion, by Country, 2017-2032 (USD Thousand) 113
Table 49. Global Digestive Enzyme Supplements Market Size, by Broad Carbohydrate Digestion, by Region, 2017-2032 (USD Thousand) 114
Table 50. Global Digestive Enzyme Supplements Market Size, by Broad Carbohydrate Digestion, by Group, 2017-2032 (USD Thousand) 114
Table 51. Global Digestive Enzyme Supplements Market Size, by Broad Carbohydrate Digestion, by Country, 2017-2032 (USD Thousand) 115
Table 52. Global Digestive Enzyme Supplements Market Size, by Fiber & Oligosaccharide Digestion, by Region, 2017-2032 (USD Thousand) 116
Table 53. Global Digestive Enzyme Supplements Market Size, by Fiber & Oligosaccharide Digestion, by Group, 2017-2032 (USD Thousand) 116
Table 54. Global Digestive Enzyme Supplements Market Size, by Fiber & Oligosaccharide Digestion, by Country, 2017-2032 (USD Thousand) 117
Table 55. Global Digestive Enzyme Supplements Market Size, by Fructose Digestion, by Region, 2017-2032 (USD Thousand) 118
Table 56. Global Digestive Enzyme Supplements Market Size, by Fructose Digestion, by Group, 2017-2032 (USD Thousand) 118
Table 57. Global Digestive Enzyme Supplements Market Size, by Fructose Digestion, by Country, 2017-2032 (USD Thousand) 119
Table 58. Global Digestive Enzyme Supplements Market Size, by Sucrose & Starch Digestion, by Region, 2017-2032 (USD Thousand) 120
Table 59. Global Digestive Enzyme Supplements Market Size, by Sucrose & Starch Digestion, by Group, 2017-2032 (USD Thousand) 120
Table 60. Global Digestive Enzyme Supplements Market Size, by Sucrose & Starch Digestion, by Country, 2017-2032 (USD Thousand) 121
Table 61. Global Digestive Enzyme Supplements Market, by Protein Digestion growth contribution, 2025-2032 121
Table 62. Global Digestive Enzyme Supplements Market Size, by Protein Digestion, by Region, 2017-2032 (USD Thousand) 122
Table 63. Global Digestive Enzyme Supplements Market Size, by Protein Digestion, by Group, 2017-2032 (USD Thousand) 122
Table 64. Global Digestive Enzyme Supplements Market Size, by Protein Digestion, by Country, 2017-2032 (USD Thousand) 123
Table 65. Global Digestive Enzyme Supplements Market Size, by Gluten & Casein Digestion, by Region, 2017-2032 (USD Thousand) 124
Table 66. Global Digestive Enzyme Supplements Market Size, by Gluten & Casein Digestion, by Group, 2017-2032 (USD Thousand) 124

Table 67. Global Digestive Enzyme Supplements Market Size, by Gluten & Casein Digestion, by Country, 2017-2032 (USD Thousand) 125
Table 68. Global Digestive Enzyme Supplements Market Size, by General Protein Digestion, by Region, 2017-2032 (USD Thousand) 126
Table 69. Global Digestive Enzyme Supplements Market Size, by General Protein Digestion, by Group, 2017-2032 (USD Thousand) 126
Table 70. Global Digestive Enzyme Supplements Market Size, by General Protein Digestion, by Country, 2017-2032 (USD Thousand) 127
Table 71. Global Digestive Enzyme Supplements Market Size, by Cross-Nutrient Digestion, by Region, 2017-2032 (USD Thousand) 128
Table 72. Global Digestive Enzyme Supplements Market Size, by Cross-Nutrient Digestion, by Group, 2017-2032 (USD Thousand) 128
Table 73. Global Digestive Enzyme Supplements Market Size, by Cross-Nutrient Digestion, by Country, 2017-2032 (USD Thousand) 129
Table 74. Global Digestive Enzyme Supplements Market Size, by Fat Digestion, by Region, 2017-2032 (USD Thousand) 130
Table 75. Global Digestive Enzyme Supplements Market Size, by Fat Digestion, by Group, 2017-2032 (USD Thousand) 130
Table 76. Global Digestive Enzyme Supplements Market Size, by Fat Digestion, by Country, 2017-2032 (USD Thousand) 131
Table 77. Global Digestive Enzyme Supplements Market, by Consumer Age Group growth contribution, 2025-2032 134
Table 78. Global Digestive Enzyme Supplements Market Size, by Consumer Age Group, 2017-2032 (USD Thousand) 134
Table 79. Global Digestive Enzyme Supplements Market Size, by Adult-Only, by Region, 2017-2032 (USD Thousand) 135
Table 80. Global Digestive Enzyme Supplements Market Size, by Adult-Only, by Group, 2017-2032 (USD Thousand) 135
Table 81. Global Digestive Enzyme Supplements Market Size, by Adult-Only, by Country, 2017-2032 (USD Thousand) 136
Table 82. Global Digestive Enzyme Supplements Market Size, by Multi-Age, by Region, 2017-2032 (USD Thousand) 137
Table 83. Global Digestive Enzyme Supplements Market Size, by Multi-Age, by Group, 2017-2032 (USD Thousand) 137
Table 84. Global Digestive Enzyme Supplements Market Size, by Multi-Age, by Country, 2017-2032 (USD Thousand) 138
Table 85. Global Digestive Enzyme Supplements Market Size, by Pediatric-Only, by Region, 2017-2032 (USD Thousand) 139
Table 86. Global Digestive Enzyme Supplements Market Size, by Pediatric-Only, by Group, 2017-2032 (USD Thousand) 139
Table 87. Global Digestive Enzyme Supplements Market Size, by Pediatric-Only, by Country, 2017-2032 (USD Thousand) 140
Table 88. Global Digestive Enzyme Supplements Market, by Oral Dosage Form growth contribution, 2025-2032 143

Table 89. Global Digestive Enzyme Supplements Market Size, by Oral Dosage Form, 2017-2032 (USD Thousand) 143
Table 90. Global Digestive Enzyme Supplements Market Size, by Capsules, by Region, 2017-2032 (USD Thousand) 145
Table 91. Global Digestive Enzyme Supplements Market Size, by Capsules, by Group, 2017-2032 (USD Thousand) 145
Table 92. Global Digestive Enzyme Supplements Market Size, by Capsules, by Country, 2017-2032 (USD Thousand) 146
Table 93. Global Digestive Enzyme Supplements Market, by Tablets & Lozenges growth contribution, 2025-2032 147
Table 94. Global Digestive Enzyme Supplements Market Size, by Tablets & Lozenges, by Region, 2017-2032 (USD Thousand) 147
Table 95. Global Digestive Enzyme Supplements Market Size, by Tablets & Lozenges, by Group, 2017-2032 (USD Thousand) 147
Table 96. Global Digestive Enzyme Supplements Market Size, by Tablets & Lozenges, by Country, 2017-2032 (USD Thousand) 148
Table 97. Global Digestive Enzyme Supplements Market Size, by Swallowed Tablets & Caplets, by Region, 2017-2032 (USD Thousand) 149
Table 98. Global Digestive Enzyme Supplements Market Size, by Swallowed Tablets & Caplets, by Group, 2017-2032 (USD Thousand) 149
Table 99. Global Digestive Enzyme Supplements Market Size, by Swallowed Tablets & Caplets, by Country, 2017-2032 (USD Thousand) 150
Table 100. Global Digestive Enzyme Supplements Market Size, by Chewable & Dissolving Tablets, by Region, 2017-2032 (USD Thousand) 151
Table 101. Global Digestive Enzyme Supplements Market Size, by Chewable & Dissolving Tablets, by Group, 2017-2032 (USD Thousand) 151
Table 102. Global Digestive Enzyme Supplements Market Size, by Chewable & Dissolving Tablets, by Country, 2017-2032 (USD Thousand) 152
Table 103. Global Digestive Enzyme Supplements Market Size, by Powders & Granules, by Region, 2017-2032 (USD Thousand) 153
Table 104. Global Digestive Enzyme Supplements Market Size, by Powders & Granules, by Group, 2017-2032 (USD Thousand) 153
Table 105. Global Digestive Enzyme Supplements Market Size, by Powders & Granules, by Country, 2017-2032 (USD Thousand) 154
Table 106. Global Digestive Enzyme Supplements Market Size, by Gummies, by Region, 2017-2032 (USD Thousand) 155
Table 107. Global Digestive Enzyme Supplements Market Size, by Gummies, by Group, 2017-2032 (USD Thousand) 155
Table 108. Global Digestive Enzyme Supplements Market Size, by Gummies, by Country, 2017-2032 (USD Thousand) 156
Table 109. Global Digestive Enzyme Supplements Market Size, by Oral Liquids, by Region, 2017-2032 (USD Thousand) 157
Table 110. Global Digestive Enzyme Supplements Market Size, by Oral Liquids, by Group, 2017-2032 (USD Thousand) 157

Table 111. Global Digestive Enzyme Supplements Market Size, by Oral Liquids, by Country, 2017-2032 (USD Thousand) 158
Table 112. Global Digestive Enzyme Supplements Market, by Seller Channel growth contribution, 2025-2032 161
Table 113. Global Digestive Enzyme Supplements Market Size, by Seller Channel, 2017-2032 (USD Thousand) 162
Table 114. Global Digestive Enzyme Supplements Market Size, by Specialty Health & Nutrition Retailers, by Region, 2017-2032 (USD Thousand) 163
Table 115. Global Digestive Enzyme Supplements Market Size, by Specialty Health & Nutrition Retailers, by Group, 2017-2032 (USD Thousand) 163
Table 116. Global Digestive Enzyme Supplements Market Size, by Specialty Health & Nutrition Retailers, by Country, 2017-2032 (USD Thousand) 164
Table 117. Global Digestive Enzyme Supplements Market Size, by Brand-Direct Sellers, by Region, 2017-2032 (USD Thousand) 165
Table 118. Global Digestive Enzyme Supplements Market Size, by Brand-Direct Sellers, by Group, 2017-2032 (USD Thousand) 165
Table 119. Global Digestive Enzyme Supplements Market Size, by Brand-Direct Sellers, by Country, 2017-2032 (USD Thousand) 166
Table 120. Global Digestive Enzyme Supplements Market Size, by Pharmacies & Drugstores, by Region, 2017-2032 (USD Thousand) 167
Table 121. Global Digestive Enzyme Supplements Market Size, by Pharmacies & Drugstores, by Group, 2017-2032 (USD Thousand) 167
Table 122. Global Digestive Enzyme Supplements Market Size, by Pharmacies & Drugstores, by Country, 2017-2032 (USD Thousand) 168
Table 123. Global Digestive Enzyme Supplements Market Size, by Healthcare Practitioners & Clinics, by Region, 2017-2032 (USD Thousand) 169
Table 124. Global Digestive Enzyme Supplements Market Size, by Healthcare Practitioners & Clinics, by Group, 2017-2032 (USD Thousand) 169
Table 125. Global Digestive Enzyme Supplements Market Size, by Healthcare Practitioners & Clinics, by Country, 2017-2032 (USD Thousand) 170
Table 126. Global Digestive Enzyme Supplements Market Size, by General Merchandise & Grocery Retailers, by Region, 2017-2032 (USD Thousand) 171
Table 127. Global Digestive Enzyme Supplements Market Size, by General Merchandise & Grocery Retailers, by Group, 2017-2032 (USD Thousand) 171
Table 128. Global Digestive Enzyme Supplements Market Size, by General Merchandise & Grocery Retailers, by Country, 2017-2032 (USD Thousand) 172
Table 129. Global Digestive Enzyme Supplements Market Size, by Independent Direct Sellers, by Region, 2017-2032 (USD Thousand) 173
Table 130. Global Digestive Enzyme Supplements Market Size, by Independent Direct Sellers, by Group, 2017-2032 (USD Thousand) 173
Table 131. Global Digestive Enzyme Supplements Market Size, by Independent Direct Sellers, by Country, 2017-2032 (USD Thousand) 174
Table 132. Global Digestive Enzyme Supplements Market, by Purchase Mode growth contribution, 2025-2032 177

Table 133. Global Digestive Enzyme Supplements Market Size, by Purchase Mode, 2017-2032 (USD Thousand) 177
Table 134. Global Digestive Enzyme Supplements Market Size, by In-Person Ordering, by Region, 2017-2032 (USD Thousand) 179
Table 135. Global Digestive Enzyme Supplements Market Size, by In-Person Ordering, by Group, 2017-2032 (USD Thousand) 179
Table 136. Global Digestive Enzyme Supplements Market Size, by In-Person Ordering, by Country, 2017-2032 (USD Thousand) 180
Table 137. Global Digestive Enzyme Supplements Market Size, by Digital Ordering, by Region, 2017-2032 (USD Thousand) 181
Table 138. Global Digestive Enzyme Supplements Market Size, by Digital Ordering, by Group, 2017-2032 (USD Thousand) 181
Table 139. Global Digestive Enzyme Supplements Market Size, by Digital Ordering, by Country, 2017-2032 (USD Thousand) 182
Table 140. Global Digestive Enzyme Supplements Market Size, by Telephone Ordering, by Region, 2017-2032 (USD Thousand) 183
Table 141. Global Digestive Enzyme Supplements Market Size, by Telephone Ordering, by Group, 2017-2032 (USD Thousand) 183
Table 142. Global Digestive Enzyme Supplements Market Size, by Telephone Ordering, by Country, 2017-2032 (USD Thousand) 184
Table 143. Global Digestive Enzyme Supplements Market Size, by Mail & Fax Ordering, by Region, 2017-2032 (USD Thousand) 185
Table 144. Global Digestive Enzyme Supplements Market Size, by Mail & Fax Ordering, by Group, 2017-2032 (USD Thousand) 185
Table 145. Global Digestive Enzyme Supplements Market Size, by Mail & Fax Ordering, by Country, 2017-2032 (USD Thousand) 186
Table 146. Global Digestive Enzyme Supplements Market, by Enzyme Source growth contribution, 2025-2032 189
Table 147. Global Digestive Enzyme Supplements Market Size, by Enzyme Source, 2017-2032 (USD Thousand) 189
Table 148. Global Digestive Enzyme Supplements Market Size, by Microbial-Origin Enzymes, by Region, 2017-2032 (USD Thousand) 190
Table 149. Global Digestive Enzyme Supplements Market Size, by Microbial-Origin Enzymes, by Group, 2017-2032 (USD Thousand) 191
Table 150. Global Digestive Enzyme Supplements Market Size, by Microbial-Origin Enzymes, by Country, 2017-2032 (USD Thousand) 191
Table 151. Global Digestive Enzyme Supplements Market Size, by Mixed-Origin Enzymes, by Region, 2017-2032 (USD Thousand) 192
Table 152. Global Digestive Enzyme Supplements Market Size, by Mixed-Origin Enzymes, by Group, 2017-2032 (USD Thousand) 192
Table 153. Global Digestive Enzyme Supplements Market Size, by Mixed-Origin Enzymes, by Country, 2017-2032 (USD Thousand) 193
Table 154. Global Digestive Enzyme Supplements Market Size, by Plant-Origin Enzymes, by Region, 2017-2032 (USD Thousand) 194

Table 155. Global Digestive Enzyme Supplements Market Size, by Plant-Origin Enzymes, by Group, 2017-2032 (USD Thousand) 194
Table 156. Global Digestive Enzyme Supplements Market Size, by Plant-Origin Enzymes, by Country, 2017-2032 (USD Thousand) 195
Table 157. Global Digestive Enzyme Supplements Market Size, by Animal-Origin Enzymes, by Region, 2017-2032 (USD Thousand) 196
Table 158. Global Digestive Enzyme Supplements Market Size, by Animal-Origin Enzymes, by Group, 2017-2032 (USD Thousand) 196
Table 159. Global Digestive Enzyme Supplements Market Size, by Animal-Origin Enzymes, by Country, 2017-2032 (USD Thousand) 197
Table 160. Global Digestive Enzyme Supplements Market, by Regulatory Product Class growth contribution, 2025-2032 200
Table 161. Global Digestive Enzyme Supplements Market Size, by Regulatory Product Class, 2017-2032 (USD Thousand) 201
Table 162. Global Digestive Enzyme Supplements Market Size, by Dietary & Food Supplements, by Region, 2017-2032 (USD Thousand) 202
Table 163. Global Digestive Enzyme Supplements Market Size, by Dietary & Food Supplements, by Group, 2017-2032 (USD Thousand) 202
Table 164. Global Digestive Enzyme Supplements Market Size, by Dietary & Food Supplements, by Country, 2017-2032 (USD Thousand) 203
Table 165. Global Digestive Enzyme Supplements Market Size, by Natural Health Products, by Region, 2017-2032 (USD Thousand) 204
Table 166. Global Digestive Enzyme Supplements Market Size, by Natural Health Products, by Group, 2017-2032 (USD Thousand) 204
Table 167. Global Digestive Enzyme Supplements Market Size, by Natural Health Products, by Country, 2017-2032 (USD Thousand) 205
Table 168. Global Digestive Enzyme Supplements Market Size, by Registered Health Supplements, by Region, 2017-2032 (USD Thousand) 206
Table 169. Global Digestive Enzyme Supplements Market Size, by Registered Health Supplements, by Group, 2017-2032 (USD Thousand) 206
Table 170. Global Digestive Enzyme Supplements Market Size, by Registered Health Supplements, by Country, 2017-2032 (USD Thousand) 207
Table 171. Global Digestive Enzyme Supplements Market Size, by Listed Complementary Medicines, by Region, 2017-2032 (USD Thousand) 208
Table 172. Global Digestive Enzyme Supplements Market Size, by Listed Complementary Medicines, by Group, 2017-2032 (USD Thousand) 208
Table 173. Global Digestive Enzyme Supplements Market Size, by Listed Complementary Medicines, by Country, 2017-2032 (USD Thousand) 209
Table 174. Global Digestive Enzyme Supplements Market, by Region growth contribution, 2025-2032 213
Table 175. Global Digestive Enzyme Supplements Market Size, by Region, 2017-2032 (USD Thousand) 213
Table 176. North America Digestive Enzyme Supplements Market, by Country growth contribution, 2025-2032 214

Table 177. North America Digestive Enzyme Supplements Market Size, by Region, 2017-2032 (USD Thousand) 214
Table 178. North America Digestive Enzyme Supplements Market Size, by Enzyme Composition, 2017-2032 (USD Thousand) 215
Table 179. North America Digestive Enzyme Supplements Market Size, by Complementary Ingredients, 2017-2032 (USD Thousand) 215
Table 180. North America Digestive Enzyme Supplements Market Size, by Release Design, 2017-2032 (USD Thousand) 215
Table 181. North America Digestive Enzyme Supplements Market Size, by Digestive Use, 2017-2032 (USD Thousand) 215
Table 182. North America Digestive Enzyme Supplements Market Size, by Carbohydrate Digestion, 2017-2032 (USD Thousand) 216
Table 183. North America Digestive Enzyme Supplements Market Size, by Protein Digestion, 2017-2032 (USD Thousand) 216
Table 184. North America Digestive Enzyme Supplements Market Size, by Consumer Age Group, 2017-2032 (USD Thousand) 216
Table 185. North America Digestive Enzyme Supplements Market Size, by Oral Dosage Form, 2017-2032 (USD Thousand) 216
Table 186. North America Digestive Enzyme Supplements Market Size, by Tablets & Lozenges, 2017-2032 (USD Thousand) 217
Table 187. North America Digestive Enzyme Supplements Market Size, by Seller Channel, 2017-2032 (USD Thousand) 217
Table 188. North America Digestive Enzyme Supplements Market Size, by Purchase Mode, 2017-2032 (USD Thousand) 217
Table 189. North America Digestive Enzyme Supplements Market Size, by Enzyme Source, 2017-2032 (USD Thousand) 218
Table 190. North America Digestive Enzyme Supplements Market Size, by Regulatory Product Class, 2017-2032 (USD Thousand) 218
Table 191. Asia-Pacific Digestive Enzyme Supplements Market, by Country growth contribution, 2025-2032 219
Table 192. Asia-Pacific Digestive Enzyme Supplements Market Size, by Region, 2017-2032 (USD Thousand) 219
Table 193. Asia-Pacific Digestive Enzyme Supplements Market Size, by Enzyme Composition, 2017-2032 (USD Thousand) 220
Table 194. Asia-Pacific Digestive Enzyme Supplements Market Size, by Complementary Ingredients, 2017-2032 (USD Thousand) 220
Table 195. Asia-Pacific Digestive Enzyme Supplements Market Size, by Release Design, 2017-2032 (USD Thousand) 220
Table 196. Asia-Pacific Digestive Enzyme Supplements Market Size, by Digestive Use, 2017-2032 (USD Thousand) 220
Table 197. Asia-Pacific Digestive Enzyme Supplements Market Size, by Carbohydrate Digestion, 2017-2032 (USD Thousand) 221
Table 198. Asia-Pacific Digestive Enzyme Supplements Market Size, by Protein Digestion, 2017-2032 (USD Thousand) 221

Table 199. Asia-Pacific Digestive Enzyme Supplements Market Size, by Consumer Age Group, 2017-2032 (USD Thousand) 221
Table 200. Asia-Pacific Digestive Enzyme Supplements Market Size, by Oral Dosage Form, 2017-2032 (USD Thousand) 221
Table 201. Asia-Pacific Digestive Enzyme Supplements Market Size, by Tablets & Lozenges, 2017-2032 (USD Thousand) 222
Table 202. Asia-Pacific Digestive Enzyme Supplements Market Size, by Seller Channel, 2017-2032 (USD Thousand) 222
Table 203. Asia-Pacific Digestive Enzyme Supplements Market Size, by Purchase Mode, 2017-2032 (USD Thousand) 222
Table 204. Asia-Pacific Digestive Enzyme Supplements Market Size, by Enzyme Source, 2017-2032 (USD Thousand) 223
Table 205. Asia-Pacific Digestive Enzyme Supplements Market Size, by Regulatory Product Class, 2017-2032 (USD Thousand) 223
Table 206. Europe Digestive Enzyme Supplements Market, by Country growth contribution, 2025-2032 224
Table 207. Europe Digestive Enzyme Supplements Market Size, by Region, 2017-2032 (USD Thousand) 225
Table 208. Europe Digestive Enzyme Supplements Market Size, by Enzyme Composition, 2017-2032 (USD Thousand) 225
Table 209. Europe Digestive Enzyme Supplements Market Size, by Complementary Ingredients, 2017-2032 (USD Thousand) 226
Table 210. Europe Digestive Enzyme Supplements Market Size, by Release Design, 2017-2032 (USD Thousand) 226
Table 211. Europe Digestive Enzyme Supplements Market Size, by Digestive Use, 2017-2032 (USD Thousand) 226
Table 212. Europe Digestive Enzyme Supplements Market Size, by Carbohydrate Digestion, 2017-2032 (USD Thousand) 227
Table 213. Europe Digestive Enzyme Supplements Market Size, by Protein Digestion, 2017-2032 (USD Thousand) 227
Table 214. Europe Digestive Enzyme Supplements Market Size, by Consumer Age Group, 2017-2032 (USD Thousand) 227
Table 215. Europe Digestive Enzyme Supplements Market Size, by Oral Dosage Form, 2017-2032 (USD Thousand) 227
Table 216. Europe Digestive Enzyme Supplements Market Size, by Tablets & Lozenges, 2017-2032 (USD Thousand) 228
Table 217. Europe Digestive Enzyme Supplements Market Size, by Seller Channel, 2017-2032 (USD Thousand) 228
Table 218. Europe Digestive Enzyme Supplements Market Size, by Purchase Mode, 2017-2032 (USD Thousand) 228
Table 219. Europe Digestive Enzyme Supplements Market Size, by Enzyme Source, 2017-2032 (USD Thousand) 229
Table 220. Europe Digestive Enzyme Supplements Market Size, by Regulatory Product Class, 2017-2032 (USD Thousand) 229

Table 221. Latin America Digestive Enzyme Supplements Market, by Country growth contribution, 2025-2032 229
Table 222. Latin America Digestive Enzyme Supplements Market Size, by Region, 2017-2032 (USD Thousand) 230
Table 223. Latin America Digestive Enzyme Supplements Market Size, by Enzyme Composition, 2017-2032 (USD Thousand) 230
Table 224. Latin America Digestive Enzyme Supplements Market Size, by Complementary Ingredients, 2017-2032 (USD Thousand) 230
Table 225. Latin America Digestive Enzyme Supplements Market Size, by Release Design, 2017-2032 (USD Thousand) 230
Table 226. Latin America Digestive Enzyme Supplements Market Size, by Digestive Use, 2017-2032 (USD Thousand) 231
Table 227. Latin America Digestive Enzyme Supplements Market Size, by Carbohydrate Digestion, 2017-2032 (USD Thousand) 231
Table 228. Latin America Digestive Enzyme Supplements Market Size, by Protein Digestion, 2017-2032 (USD Thousand) 231
Table 229. Latin America Digestive Enzyme Supplements Market Size, by Consumer Age Group, 2017-2032 (USD Thousand) 231
Table 230. Latin America Digestive Enzyme Supplements Market Size, by Oral Dosage Form, 2017-2032 (USD Thousand) 232
Table 231. Latin America Digestive Enzyme Supplements Market Size, by Tablets & Lozenges, 2017-2032 (USD Thousand) 232
Table 232. Latin America Digestive Enzyme Supplements Market Size, by Seller Channel, 2017-2032 (USD Thousand) 232
Table 233. Latin America Digestive Enzyme Supplements Market Size, by Purchase Mode, 2017-2032 (USD Thousand) 233
Table 234. Latin America Digestive Enzyme Supplements Market Size, by Enzyme Source, 2017-2032 (USD Thousand) 233
Table 235. Latin America Digestive Enzyme Supplements Market Size, by Regulatory Product Class, 2017-2032 (USD Thousand) 233
Table 236. Middle East Digestive Enzyme Supplements Market, by Country growth contribution, 2025-2032 234
Table 237. Middle East Digestive Enzyme Supplements Market Size, by Region, 2017-2032 (USD Thousand) 234
Table 238. Middle East Digestive Enzyme Supplements Market Size, by Enzyme Composition, 2017-2032 (USD Thousand) 234
Table 239. Middle East Digestive Enzyme Supplements Market Size, by Complementary Ingredients, 2017-2032 (USD Thousand) 235
Table 240. Middle East Digestive Enzyme Supplements Market Size, by Release Design, 2017-2032 (USD Thousand) 235
Table 241. Middle East Digestive Enzyme Supplements Market Size, by Digestive Use, 2017-2032 (USD Thousand) 235
Table 242. Middle East Digestive Enzyme Supplements Market Size, by Carbohydrate Digestion, 2017-2032 (USD Thousand) 236

Table 243. Middle East Digestive Enzyme Supplements Market Size, by Protein Digestion, 2017-2032 (USD Thousand) 236
Table 244. Middle East Digestive Enzyme Supplements Market Size, by Consumer Age Group, 2017-2032 (USD Thousand) 236
Table 245. Middle East Digestive Enzyme Supplements Market Size, by Oral Dosage Form, 2017-2032 (USD Thousand) 236
Table 246. Middle East Digestive Enzyme Supplements Market Size, by Tablets & Lozenges, 2017-2032 (USD Thousand) 237
Table 247. Middle East Digestive Enzyme Supplements Market Size, by Seller Channel, 2017-2032 (USD Thousand) 237
Table 248. Middle East Digestive Enzyme Supplements Market Size, by Purchase Mode, 2017-2032 (USD Thousand) 237
Table 249. Middle East Digestive Enzyme Supplements Market Size, by Enzyme Source, 2017-2032 (USD Thousand) 238
Table 250. Middle East Digestive Enzyme Supplements Market Size, by Regulatory Product Class, 2017-2032 (USD Thousand) 238
Table 251. Africa Digestive Enzyme Supplements Market, by Country growth contribution, 2025-2032 238
Table 252. Africa Digestive Enzyme Supplements Market Size, by Region, 2017-2032 (USD Thousand) 239
Table 253. Africa Digestive Enzyme Supplements Market Size, by Enzyme Composition, 2017-2032 (USD Thousand) 239
Table 254. Africa Digestive Enzyme Supplements Market Size, by Complementary Ingredients, 2017-2032 (USD Thousand) 239
Table 255. Africa Digestive Enzyme Supplements Market Size, by Release Design, 2017-2032 (USD Thousand) 239
Table 256. Africa Digestive Enzyme Supplements Market Size, by Digestive Use, 2017-2032 (USD Thousand) 240
Table 257. Africa Digestive Enzyme Supplements Market Size, by Carbohydrate Digestion, 2017-2032 (USD Thousand) 240
Table 258. Africa Digestive Enzyme Supplements Market Size, by Protein Digestion, 2017-2032 (USD Thousand) 240
Table 259. Africa Digestive Enzyme Supplements Market Size, by Consumer Age Group, 2017-2032 (USD Thousand) 240
Table 260. Africa Digestive Enzyme Supplements Market Size, by Oral Dosage Form, 2017-2032 (USD Thousand) 241
Table 261. Africa Digestive Enzyme Supplements Market Size, by Tablets & Lozenges, 2017-2032 (USD Thousand) 241
Table 262. Africa Digestive Enzyme Supplements Market Size, by Seller Channel, 2017-2032 (USD Thousand) 241
Table 263. Africa Digestive Enzyme Supplements Market Size, by Purchase Mode, 2017-2032 (USD Thousand) 242
Table 264. Africa Digestive Enzyme Supplements Market Size, by Enzyme Source, 2017-2032 (USD Thousand) 242

Table 265. Africa Digestive Enzyme Supplements Market Size, by Regulatory Product Class, 2017-2032 (USD Thousand) 242
Table 266. Global Digestive Enzyme Supplements Market Size, by Group, 2017-2032 (USD Thousand) 245
Table 267. NATO Digestive Enzyme Supplements Market, by Country growth contribution, 2025-2032 247
Table 268. NATO Digestive Enzyme Supplements Market Size, by Group, 2017-2032 (USD Thousand) 249
Table 269. NATO Digestive Enzyme Supplements Market Size, by Enzyme Composition, 2017-2032 (USD Thousand) 250
Table 270. NATO Digestive Enzyme Supplements Market Size, by Complementary Ingredients, 2017-2032 (USD Thousand) 250
Table 271. NATO Digestive Enzyme Supplements Market Size, by Release Design, 2017-2032 (USD Thousand) 250
Table 272. NATO Digestive Enzyme Supplements Market Size, by Digestive Use, 2017-2032 (USD Thousand) 250
Table 273. NATO Digestive Enzyme Supplements Market Size, by Carbohydrate Digestion, 2017-2032 (USD Thousand) 251
Table 274. NATO Digestive Enzyme Supplements Market Size, by Protein Digestion, 2017-2032 (USD Thousand) 251
Table 275. NATO Digestive Enzyme Supplements Market Size, by Consumer Age Group, 2017-2032 (USD Thousand) 251
Table 276. NATO Digestive Enzyme Supplements Market Size, by Oral Dosage Form, 2017-2032 (USD Thousand) 251
Table 277. NATO Digestive Enzyme Supplements Market Size, by Tablets & Lozenges, 2017-2032 (USD Thousand) 252
Table 278. NATO Digestive Enzyme Supplements Market Size, by Seller Channel, 2017-2032 (USD Thousand) 252
Table 279. NATO Digestive Enzyme Supplements Market Size, by Purchase Mode, 2017-2032 (USD Thousand) 252
Table 280. NATO Digestive Enzyme Supplements Market Size, by Enzyme Source, 2017-2032 (USD Thousand) 253
Table 281. NATO Digestive Enzyme Supplements Market Size, by Regulatory Product Class, 2017-2032 (USD Thousand) 253
Table 282. G7 Digestive Enzyme Supplements Market, by Country growth contribution, 2025-2032 253
Table 283. G7 Digestive Enzyme Supplements Market Size, by Group, 2017-2032 (USD Thousand) 254
Table 284. G7 Digestive Enzyme Supplements Market Size, by Enzyme Composition, 2017-2032 (USD Thousand) 254
Table 285. G7 Digestive Enzyme Supplements Market Size, by Complementary Ingredients, 2017-2032 (USD Thousand) 254
Table 286. G7 Digestive Enzyme Supplements Market Size, by Release Design, 2017-2032 (USD Thousand) 254

Table 287. G7 Digestive Enzyme Supplements Market Size, by Digestive Use, 2017-2032 (USD Thousand) 255
Table 288. G7 Digestive Enzyme Supplements Market Size, by Carbohydrate Digestion, 2017-2032 (USD Thousand) 255
Table 289. G7 Digestive Enzyme Supplements Market Size, by Protein Digestion, 2017-2032 (USD Thousand) 255
Table 290. G7 Digestive Enzyme Supplements Market Size, by Consumer Age Group, 2017-2032 (USD Thousand) 255
Table 291. G7 Digestive Enzyme Supplements Market Size, by Oral Dosage Form, 2017-2032 (USD Thousand) 256
Table 292. G7 Digestive Enzyme Supplements Market Size, by Tablets & Lozenges, 2017-2032 (USD Thousand) 256
Table 293. G7 Digestive Enzyme Supplements Market Size, by Seller Channel, 2017-2032 (USD Thousand) 256
Table 294. G7 Digestive Enzyme Supplements Market Size, by Purchase Mode, 2017-2032 (USD Thousand) 257
Table 295. G7 Digestive Enzyme Supplements Market Size, by Enzyme Source, 2017-2032 (USD Thousand) 257
Table 296. G7 Digestive Enzyme Supplements Market Size, by Regulatory Product Class, 2017-2032 (USD Thousand) 257
Table 297. BRICS Digestive Enzyme Supplements Market, by Country growth contribution, 2025-2032 258
Table 298. BRICS Digestive Enzyme Supplements Market Size, by Group, 2017-2032 (USD Thousand) 258
Table 299. BRICS Digestive Enzyme Supplements Market Size, by Enzyme Composition, 2017-2032 (USD Thousand) 258
Table 300. BRICS Digestive Enzyme Supplements Market Size, by Complementary Ingredients, 2017-2032 (USD Thousand) 258
Table 301. BRICS Digestive Enzyme Supplements Market Size, by Release Design, 2017-2032 (USD Thousand) 259
Table 302. BRICS Digestive Enzyme Supplements Market Size, by Digestive Use, 2017-2032 (USD Thousand) 259
Table 303. BRICS Digestive Enzyme Supplements Market Size, by Carbohydrate Digestion, 2017-2032 (USD Thousand) 259
Table 304. BRICS Digestive Enzyme Supplements Market Size, by Protein Digestion, 2017-2032 (USD Thousand) 259
Table 305. BRICS Digestive Enzyme Supplements Market Size, by Consumer Age Group, 2017-2032 (USD Thousand) 260
Table 306. BRICS Digestive Enzyme Supplements Market Size, by Oral Dosage Form, 2017-2032 (USD Thousand) 260
Table 307. BRICS Digestive Enzyme Supplements Market Size, by Tablets & Lozenges, 2017-2032 (USD Thousand) 260
Table 308. BRICS Digestive Enzyme Supplements Market Size, by Seller Channel, 2017-2032 (USD Thousand) 261

Table 309. BRICS Digestive Enzyme Supplements Market Size, by Purchase Mode, 2017-2032 (USD Thousand) 261
Table 310. BRICS Digestive Enzyme Supplements Market Size, by Enzyme Source, 2017-2032 (USD Thousand) 261
Table 311. BRICS Digestive Enzyme Supplements Market Size, by Regulatory Product Class, 2017-2032 (USD Thousand) 262
Table 312. European Union Digestive Enzyme Supplements Market, by Country growth contribution, 2025-2032 263
Table 313. European Union Digestive Enzyme Supplements Market Size, by Group, 2017-2032 (USD Thousand) 264
Table 314. European Union Digestive Enzyme Supplements Market Size, by Enzyme Composition, 2017-2032 (USD Thousand) 265
Table 315. European Union Digestive Enzyme Supplements Market Size, by Complementary Ingredients, 2017-2032 (USD Thousand) 265
Table 316. European Union Digestive Enzyme Supplements Market Size, by Release Design, 2017-2032 (USD Thousand) 265
Table 317. European Union Digestive Enzyme Supplements Market Size, by Digestive Use, 2017-2032 (USD Thousand) 265
Table 318. European Union Digestive Enzyme Supplements Market Size, by Carbohydrate Digestion, 2017-2032 (USD Thousand) 266
Table 319. European Union Digestive Enzyme Supplements Market Size, by Protein Digestion, 2017-2032 (USD Thousand) 266
Table 320. European Union Digestive Enzyme Supplements Market Size, by Consumer Age Group, 2017-2032 (USD Thousand) 266
Table 321. European Union Digestive Enzyme Supplements Market Size, by Oral Dosage Form, 2017-2032 (USD Thousand) 266
Table 322. European Union Digestive Enzyme Supplements Market Size, by Tablets & Lozenges, 2017-2032 (USD Thousand) 267
Table 323. European Union Digestive Enzyme Supplements Market Size, by Seller Channel, 2017-2032 (USD Thousand) 267
Table 324. European Union Digestive Enzyme Supplements Market Size, by Purchase Mode, 2017-2032 (USD Thousand) 267
Table 325. European Union Digestive Enzyme Supplements Market Size, by Enzyme Source, 2017-2032 (USD Thousand) 268
Table 326. European Union Digestive Enzyme Supplements Market Size, by Regulatory Product Class, 2017-2032 (USD Thousand) 268
Table 327. ASEAN Digestive Enzyme Supplements Market, by Country growth contribution, 2025-2032 269
Table 328. ASEAN Digestive Enzyme Supplements Market Size, by Group, 2017-2032 (USD Thousand) 269
Table 329. ASEAN Digestive Enzyme Supplements Market Size, by Enzyme Composition, 2017-2032 (USD Thousand) 270
Table 330. ASEAN Digestive Enzyme Supplements Market Size, by Complementary Ingredients, 2017-2032 (USD Thousand) 270

Table 331. ASEAN Digestive Enzyme Supplements Market Size, by Release Design, 2017-2032 (USD Thousand) 270
Table 332. ASEAN Digestive Enzyme Supplements Market Size, by Digestive Use, 2017-2032 (USD Thousand) 270
Table 333. ASEAN Digestive Enzyme Supplements Market Size, by Carbohydrate Digestion, 2017-2032 (USD Thousand) 271
Table 334. ASEAN Digestive Enzyme Supplements Market Size, by Protein Digestion, 2017-2032 (USD Thousand) 271
Table 335. ASEAN Digestive Enzyme Supplements Market Size, by Consumer Age Group, 2017-2032 (USD Thousand) 271
Table 336. ASEAN Digestive Enzyme Supplements Market Size, by Oral Dosage Form, 2017-2032 (USD Thousand) 271
Table 337. ASEAN Digestive Enzyme Supplements Market Size, by Tablets & Lozenges, 2017-2032 (USD Thousand) 272
Table 338. ASEAN Digestive Enzyme Supplements Market Size, by Seller Channel, 2017-2032 (USD Thousand) 272
Table 339. ASEAN Digestive Enzyme Supplements Market Size, by Purchase Mode, 2017-2032 (USD Thousand) 272
Table 340. ASEAN Digestive Enzyme Supplements Market Size, by Enzyme Source, 2017-2032 (USD Thousand) 273
Table 341. ASEAN Digestive Enzyme Supplements Market Size, by Regulatory Product Class, 2017-2032 (USD Thousand) 273
Table 342. GCC Digestive Enzyme Supplements Market, by Country growth contribution, 2025-2032 273
Table 343. GCC Digestive Enzyme Supplements Market Size, by Group, 2017-2032 (USD Thousand) 274
Table 344. GCC Digestive Enzyme Supplements Market Size, by Enzyme Composition, 2017-2032 (USD Thousand) 274
Table 345. GCC Digestive Enzyme Supplements Market Size, by Complementary Ingredients, 2017-2032 (USD Thousand) 274
Table 346. GCC Digestive Enzyme Supplements Market Size, by Release Design, 2017-2032 (USD Thousand) 274
Table 347. GCC Digestive Enzyme Supplements Market Size, by Digestive Use, 2017-2032 (USD Thousand) 275
Table 348. GCC Digestive Enzyme Supplements Market Size, by Carbohydrate Digestion, 2017-2032 (USD Thousand) 275
Table 349. GCC Digestive Enzyme Supplements Market Size, by Protein Digestion, 2017-2032 (USD Thousand) 275
Table 350. GCC Digestive Enzyme Supplements Market Size, by Consumer Age Group, 2017-2032 (USD Thousand) 275
Table 351. GCC Digestive Enzyme Supplements Market Size, by Oral Dosage Form, 2017-2032 (USD Thousand) 276
Table 352. GCC Digestive Enzyme Supplements Market Size, by Tablets & Lozenges, 2017-2032 (USD Thousand) 276

Table 353. GCC Digestive Enzyme Supplements Market Size, by Seller Channel, 2017-2032 (USD Thousand) 276
Table 354. GCC Digestive Enzyme Supplements Market Size, by Purchase Mode, 2017-2032 (USD Thousand) 277
Table 355. GCC Digestive Enzyme Supplements Market Size, by Enzyme Source, 2017-2032 (USD Thousand) 277
Table 356. GCC Digestive Enzyme Supplements Market Size, by Regulatory Product Class, 2017-2032 (USD Thousand) 277
Table 357. Global Digestive Enzyme Supplements Market, by Country growth contribution, 2025-2032 282
Table 358. Global Digestive Enzyme Supplements Market Size, by Country, 2017-2032 (USD Thousand) 283
Table 359. United States Digestive Enzyme Supplements Market Size, 2017-2032 (USD Thousand) 284
Table 360. United States Digestive Enzyme Supplements Market Size, by Enzyme Composition, 2017-2032 (USD Thousand) 285
Table 361. United States Digestive Enzyme Supplements Market Size, by Complementary Ingredients, 2017-2032 (USD Thousand) 285
Table 362. United States Digestive Enzyme Supplements Market Size, by Release Design, 2017-2032 (USD Thousand) 285
Table 363. United States Digestive Enzyme Supplements Market Size, by Digestive Use, 2017-2032 (USD Thousand) 285
Table 364. United States Digestive Enzyme Supplements Market Size, by Carbohydrate Digestion, 2017-2032 (USD Thousand) 286
Table 365. United States Digestive Enzyme Supplements Market Size, by Protein Digestion, 2017-2032 (USD Thousand) 286
Table 366. United States Digestive Enzyme Supplements Market Size, by Consumer Age Group, 2017-2032 (USD Thousand) 286
Table 367. United States Digestive Enzyme Supplements Market Size, by Oral Dosage Form, 2017-2032 (USD Thousand) 286
Table 368. United States Digestive Enzyme Supplements Market Size, by Tablets & Lozenges, 2017-2032 (USD Thousand) 287
Table 369. United States Digestive Enzyme Supplements Market Size, by Seller Channel, 2017-2032 (USD Thousand) 287
Table 370. United States Digestive Enzyme Supplements Market Size, by Purchase Mode, 2017-2032 (USD Thousand) 287
Table 371. United States Digestive Enzyme Supplements Market Size, by Enzyme Source, 2017-2032 (USD Thousand) 288
Table 372. United States Digestive Enzyme Supplements Market Size, by Regulatory Product Class, 2017-2032 (USD Thousand) 288
Table 373. China Digestive Enzyme Supplements Market Size, 2017-2032 (USD Thousand) 288
Table 374. China Digestive Enzyme Supplements Market Size, by Enzyme Composition, 2017-2032 (USD Thousand) 288
Table 375. China Digestive Enzyme Supplements Market Size, by Complementary Ingredients, 2017-2032 (USD Thousand) 289

Table 376. China Digestive Enzyme Supplements Market Size, by Release Design, 2017-2032 (USD Thousand) 289
Table 377. China Digestive Enzyme Supplements Market Size, by Digestive Use, 2017-2032 (USD Thousand) 289
Table 378. China Digestive Enzyme Supplements Market Size, by Carbohydrate Digestion, 2017-2032 (USD Thousand) 290
Table 379. China Digestive Enzyme Supplements Market Size, by Protein Digestion, 2017-2032 (USD Thousand) 290
Table 380. China Digestive Enzyme Supplements Market Size, by Consumer Age Group, 2017-2032 (USD Thousand) 290
Table 381. China Digestive Enzyme Supplements Market Size, by Oral Dosage Form, 2017-2032 (USD Thousand) 290
Table 382. China Digestive Enzyme Supplements Market Size, by Tablets & Lozenges, 2017-2032 (USD Thousand) 291
Table 383. China Digestive Enzyme Supplements Market Size, by Seller Channel, 2017-2032 (USD Thousand) 291
Table 384. China Digestive Enzyme Supplements Market Size, by Purchase Mode, 2017-2032 (USD Thousand) 291
Table 385. China Digestive Enzyme Supplements Market Size, by Enzyme Source, 2017-2032 (USD Thousand) 292
Table 386. China Digestive Enzyme Supplements Market Size, by Regulatory Product Class, 2017-2032 (USD Thousand) 292
Table 387. Russia Digestive Enzyme Supplements Market Size, 2017-2032 (USD Thousand) 292
Table 388. Russia Digestive Enzyme Supplements Market Size, by Enzyme Composition, 2017-2032 (USD Thousand) 292
Table 389. Russia Digestive Enzyme Supplements Market Size, by Complementary Ingredients, 2017-2032 (USD Thousand) 293
Table 390. Russia Digestive Enzyme Supplements Market Size, by Release Design, 2017-2032 (USD Thousand) 293
Table 391. Russia Digestive Enzyme Supplements Market Size, by Digestive Use, 2017-2032 (USD Thousand) 293
Table 392. Russia Digestive Enzyme Supplements Market Size, by Carbohydrate Digestion, 2017-2032 (USD Thousand) 294
Table 393. Russia Digestive Enzyme Supplements Market Size, by Protein Digestion, 2017-2032 (USD Thousand) 294
Table 394. Russia Digestive Enzyme Supplements Market Size, by Consumer Age Group, 2017-2032 (USD Thousand) 294
Table 395. Russia Digestive Enzyme Supplements Market Size, by Oral Dosage Form, 2017-2032 (USD Thousand) 294
Table 396. Russia Digestive Enzyme Supplements Market Size, by Tablets & Lozenges, 2017-2032 (USD Thousand) 295
Table 397. Russia Digestive Enzyme Supplements Market Size, by Seller Channel, 2017-2032 (USD Thousand) 295
Table 398. Russia Digestive Enzyme Supplements Market Size, by Purchase Mode, 2017-2032 (USD Thousand) 295

Table 399. Russia Digestive Enzyme Supplements Market Size, by Enzyme Source, 2017-2032 (USD Thousand) 296
Table 400. Russia Digestive Enzyme Supplements Market Size, by Regulatory Product Class, 2017-2032 (USD Thousand) 296
Table 401. Japan Digestive Enzyme Supplements Market Size, 2017-2032 (USD Thousand) 296
Table 402. Japan Digestive Enzyme Supplements Market Size, by Enzyme Composition, 2017-2032 (USD Thousand) 296
Table 403. Japan Digestive Enzyme Supplements Market Size, by Complementary Ingredients, 2017-2032 (USD Thousand) 297
Table 404. Japan Digestive Enzyme Supplements Market Size, by Release Design, 2017-2032 (USD Thousand) 297
Table 405. Japan Digestive Enzyme Supplements Market Size, by Digestive Use, 2017-2032 (USD Thousand) 297
Table 406. Japan Digestive Enzyme Supplements Market Size, by Carbohydrate Digestion, 2017-2032 (USD Thousand) 298
Table 407. Japan Digestive Enzyme Supplements Market Size, by Protein Digestion, 2017-2032 (USD Thousand) 298
Table 408. Japan Digestive Enzyme Supplements Market Size, by Consumer Age Group, 2017-2032 (USD Thousand) 298
Table 409. Japan Digestive Enzyme Supplements Market Size, by Oral Dosage Form, 2017-2032 (USD Thousand) 298
Table 410. Japan Digestive Enzyme Supplements Market Size, by Tablets & Lozenges, 2017-2032 (USD Thousand) 299
Table 411. Japan Digestive Enzyme Supplements Market Size, by Seller Channel, 2017-2032 (USD Thousand) 299
Table 412. Japan Digestive Enzyme Supplements Market Size, by Purchase Mode, 2017-2032 (USD Thousand) 299
Table 413. Japan Digestive Enzyme Supplements Market Size, by Enzyme Source, 2017-2032 (USD Thousand) 300
Table 414. Japan Digestive Enzyme Supplements Market Size, by Regulatory Product Class, 2017-2032 (USD Thousand) 300
Table 415. Germany Digestive Enzyme Supplements Market Size, 2017-2032 (USD Thousand) 300
Table 416. Germany Digestive Enzyme Supplements Market Size, by Enzyme Composition, 2017-2032 (USD Thousand) 300
Table 417. Germany Digestive Enzyme Supplements Market Size, by Complementary Ingredients, 2017-2032 (USD Thousand) 301
Table 418. Germany Digestive Enzyme Supplements Market Size, by Release Design, 2017-2032 (USD Thousand) 301
Table 419. Germany Digestive Enzyme Supplements Market Size, by Digestive Use, 2017-2032 (USD Thousand) 301
Table 420. Germany Digestive Enzyme Supplements Market Size, by Carbohydrate Digestion, 2017-2032 (USD Thousand) 302
Table 421. Germany Digestive Enzyme Supplements Market Size, by Protein Digestion, 2017-2032 (USD Thousand) 302

Table 422. Germany Digestive Enzyme Supplements Market Size, by Consumer Age Group, 2017-2032 (USD Thousand) 302
Table 423. Germany Digestive Enzyme Supplements Market Size, by Oral Dosage Form, 2017-2032 (USD Thousand) 302
Table 424. Germany Digestive Enzyme Supplements Market Size, by Tablets & Lozenges, 2017-2032 (USD Thousand) 303
Table 425. Germany Digestive Enzyme Supplements Market Size, by Seller Channel, 2017-2032 (USD Thousand) 303
Table 426. Germany Digestive Enzyme Supplements Market Size, by Purchase Mode, 2017-2032 (USD Thousand) 303
Table 427. Germany Digestive Enzyme Supplements Market Size, by Enzyme Source, 2017-2032 (USD Thousand) 304
Table 428. Germany Digestive Enzyme Supplements Market Size, by Regulatory Product Class, 2017-2032 (USD Thousand) 304
Table 429. France Digestive Enzyme Supplements Market Size, 2017-2032 (USD Thousand) 304
Table 430. France Digestive Enzyme Supplements Market Size, by Enzyme Composition, 2017-2032 (USD Thousand) 304
Table 431. France Digestive Enzyme Supplements Market Size, by Complementary Ingredients, 2017-2032 (USD Thousand) 305
Table 432. France Digestive Enzyme Supplements Market Size, by Release Design, 2017-2032 (USD Thousand) 305
Table 433. France Digestive Enzyme Supplements Market Size, by Digestive Use, 2017-2032 (USD Thousand) 305
Table 434. France Digestive Enzyme Supplements Market Size, by Carbohydrate Digestion, 2017-2032 (USD Thousand) 306
Table 435. France Digestive Enzyme Supplements Market Size, by Protein Digestion, 2017-2032 (USD Thousand) 306
Table 436. France Digestive Enzyme Supplements Market Size, by Consumer Age Group, 2017-2032 (USD Thousand) 306
Table 437. France Digestive Enzyme Supplements Market Size, by Oral Dosage Form, 2017-2032 (USD Thousand) 306
Table 438. France Digestive Enzyme Supplements Market Size, by Tablets & Lozenges, 2017-2032 (USD Thousand) 307
Table 439. France Digestive Enzyme Supplements Market Size, by Seller Channel, 2017-2032 (USD Thousand) 307
Table 440. France Digestive Enzyme Supplements Market Size, by Purchase Mode, 2017-2032 (USD Thousand) 307
Table 441. France Digestive Enzyme Supplements Market Size, by Enzyme Source, 2017-2032 (USD Thousand) 308
Table 442. France Digestive Enzyme Supplements Market Size, by Regulatory Product Class, 2017-2032 (USD Thousand) 308
Table 443. United Kingdom Digestive Enzyme Supplements Market Size, 2017-2032 (USD Thousand) 308
Table 444. United Kingdom Digestive Enzyme Supplements Market Size, by Enzyme Composition, 2017-2032 (USD Thousand) 308

Table 445. United Kingdom Digestive Enzyme Supplements Market Size, by Complementary Ingredients, 2017-2032 (USD Thousand) 309
Table 446. United Kingdom Digestive Enzyme Supplements Market Size, by Release Design, 2017-2032 (USD Thousand) 309
Table 447. United Kingdom Digestive Enzyme Supplements Market Size, by Digestive Use, 2017-2032 (USD Thousand) 309
Table 448. United Kingdom Digestive Enzyme Supplements Market Size, by Carbohydrate Digestion, 2017-2032 (USD Thousand) 310
Table 449. United Kingdom Digestive Enzyme Supplements Market Size, by Protein Digestion, 2017-2032 (USD Thousand) 310
Table 450. United Kingdom Digestive Enzyme Supplements Market Size, by Consumer Age Group, 2017-2032 (USD Thousand) 310
Table 451. United Kingdom Digestive Enzyme Supplements Market Size, by Oral Dosage Form, 2017-2032 (USD Thousand) 310
Table 452. United Kingdom Digestive Enzyme Supplements Market Size, by Tablets & Lozenges, 2017-2032 (USD Thousand) 311
Table 453. United Kingdom Digestive Enzyme Supplements Market Size, by Seller Channel, 2017-2032 (USD Thousand) 311
Table 454. United Kingdom Digestive Enzyme Supplements Market Size, by Purchase Mode, 2017-2032 (USD Thousand) 311
Table 455. United Kingdom Digestive Enzyme Supplements Market Size, by Enzyme Source, 2017-2032 (USD Thousand) 312
Table 456. United Kingdom Digestive Enzyme Supplements Market Size, by Regulatory Product Class, 2017-2032 (USD Thousand) 312
Table 457. Italy Digestive Enzyme Supplements Market Size, 2017-2032 (USD Thousand) 312
Table 458. Italy Digestive Enzyme Supplements Market Size, by Enzyme Composition, 2017-2032 (USD Thousand) 312
Table 459. Italy Digestive Enzyme Supplements Market Size, by Complementary Ingredients, 2017-2032 (USD Thousand) 313
Table 460. Italy Digestive Enzyme Supplements Market Size, by Release Design, 2017-2032 (USD Thousand) 313
Table 461. Italy Digestive Enzyme Supplements Market Size, by Digestive Use, 2017-2032 (USD Thousand) 313
Table 462. Italy Digestive Enzyme Supplements Market Size, by Carbohydrate Digestion, 2017-2032 (USD Thousand) 314
Table 463. Italy Digestive Enzyme Supplements Market Size, by Protein Digestion, 2017-2032 (USD Thousand) 314
Table 464. Italy Digestive Enzyme Supplements Market Size, by Consumer Age Group, 2017-2032 (USD Thousand) 314
Table 465. Italy Digestive Enzyme Supplements Market Size, by Oral Dosage Form, 2017-2032 (USD Thousand) 314
Table 466. Italy Digestive Enzyme Supplements Market Size, by Tablets & Lozenges, 2017-2032 (USD Thousand) 315
Table 467. Italy Digestive Enzyme Supplements Market Size, by Seller Channel, 2017-2032 (USD Thousand) 315

Table 468. Italy Digestive Enzyme Supplements Market Size, by Purchase Mode, 2017-2032 (USD Thousand) 315
Table 469. Italy Digestive Enzyme Supplements Market Size, by Enzyme Source, 2017-2032 (USD Thousand) 316
Table 470. Italy Digestive Enzyme Supplements Market Size, by Regulatory Product Class, 2017-2032 (USD Thousand) 316
Table 471. Brazil Digestive Enzyme Supplements Market Size, 2017-2032 (USD Thousand) 316
Table 472. Brazil Digestive Enzyme Supplements Market Size, by Enzyme Composition, 2017-2032 (USD Thousand) 316
Table 473. Brazil Digestive Enzyme Supplements Market Size, by Complementary Ingredients, 2017-2032 (USD Thousand) 317
Table 474. Brazil Digestive Enzyme Supplements Market Size, by Release Design, 2017-2032 (USD Thousand) 317
Table 475. Brazil Digestive Enzyme Supplements Market Size, by Digestive Use, 2017-2032 (USD Thousand) 317
Table 476. Brazil Digestive Enzyme Supplements Market Size, by Carbohydrate Digestion, 2017-2032 (USD Thousand) 318
Table 477. Brazil Digestive Enzyme Supplements Market Size, by Protein Digestion, 2017-2032 (USD Thousand) 318
Table 478. Brazil Digestive Enzyme Supplements Market Size, by Consumer Age Group, 2017-2032 (USD Thousand) 318
Table 479. Brazil Digestive Enzyme Supplements Market Size, by Oral Dosage Form, 2017-2032 (USD Thousand) 318
Table 480. Brazil Digestive Enzyme Supplements Market Size, by Tablets & Lozenges, 2017-2032 (USD Thousand) 319
Table 481. Brazil Digestive Enzyme Supplements Market Size, by Seller Channel, 2017-2032 (USD Thousand) 319
Table 482. Brazil Digestive Enzyme Supplements Market Size, by Purchase Mode, 2017-2032 (USD Thousand) 319
Table 483. Brazil Digestive Enzyme Supplements Market Size, by Enzyme Source, 2017-2032 (USD Thousand) 320
Table 484. Brazil Digestive Enzyme Supplements Market Size, by Regulatory Product Class, 2017-2032 (USD Thousand) 320
Table 485. South Korea Digestive Enzyme Supplements Market Size, 2017-2032 (USD Thousand) 320
Table 486. South Korea Digestive Enzyme Supplements Market Size, by Enzyme Composition, 2017-2032 (USD Thousand) 320
Table 487. South Korea Digestive Enzyme Supplements Market Size, by Complementary Ingredients, 2017-2032 (USD Thousand) 321
Table 488. South Korea Digestive Enzyme Supplements Market Size, by Release Design, 2017-2032 (USD Thousand) 321
Table 489. South Korea Digestive Enzyme Supplements Market Size, by Digestive Use, 2017-2032 (USD Thousand) 321
Table 490. South Korea Digestive Enzyme Supplements Market Size, by Carbohydrate Digestion, 2017-2032 (USD Thousand) 322

Table 491. South Korea Digestive Enzyme Supplements Market Size, by Protein Digestion, 2017-2032 (USD Thousand) 322
Table 492. South Korea Digestive Enzyme Supplements Market Size, by Consumer Age Group, 2017-2032 (USD Thousand) 322
Table 493. South Korea Digestive Enzyme Supplements Market Size, by Oral Dosage Form, 2017-2032 (USD Thousand) 322
Table 494. South Korea Digestive Enzyme Supplements Market Size, by Tablets & Lozenges, 2017-2032 (USD Thousand) 323
Table 495. South Korea Digestive Enzyme Supplements Market Size, by Seller Channel, 2017-2032 (USD Thousand) 323
Table 496. South Korea Digestive Enzyme Supplements Market Size, by Purchase Mode, 2017-2032 (USD Thousand) 323
Table 497. South Korea Digestive Enzyme Supplements Market Size, by Enzyme Source, 2017-2032 (USD Thousand) 324
Table 498. South Korea Digestive Enzyme Supplements Market Size, by Regulatory Product Class, 2017-2032 (USD Thousand) 324
Table 499. India Digestive Enzyme Supplements Market Size, 2017-2032 (USD Thousand) 324
Table 500. India Digestive Enzyme Supplements Market Size, by Enzyme Composition, 2017-2032 (USD Thousand) 324
Table 501. India Digestive Enzyme Supplements Market Size, by Complementary Ingredients, 2017-2032 (USD Thousand) 325
Table 502. India Digestive Enzyme Supplements Market Size, by Release Design, 2017-2032 (USD Thousand) 325
Table 503. India Digestive Enzyme Supplements Market Size, by Digestive Use, 2017-2032 (USD Thousand) 325
Table 504. India Digestive Enzyme Supplements Market Size, by Carbohydrate Digestion, 2017-2032 (USD Thousand) 326
Table 505. India Digestive Enzyme Supplements Market Size, by Protein Digestion, 2017-2032 (USD Thousand) 326
Table 506. India Digestive Enzyme Supplements Market Size, by Consumer Age Group, 2017-2032 (USD Thousand) 326
Table 507. India Digestive Enzyme Supplements Market Size, by Oral Dosage Form, 2017-2032 (USD Thousand) 326
Table 508. India Digestive Enzyme Supplements Market Size, by Tablets & Lozenges, 2017-2032 (USD Thousand) 327
Table 509. India Digestive Enzyme Supplements Market Size, by Seller Channel, 2017-2032 (USD Thousand) 327
Table 510. India Digestive Enzyme Supplements Market Size, by Purchase Mode, 2017-2032 (USD Thousand) 327
Table 511. India Digestive Enzyme Supplements Market Size, by Enzyme Source, 2017-2032 (USD Thousand) 328
Table 512. India Digestive Enzyme Supplements Market Size, by Regulatory Product Class, 2017-2032 (USD Thousand) 328
Table 513. Spain Digestive Enzyme Supplements Market Size, 2017-2032 (USD Thousand) 328

Table 514. Spain Digestive Enzyme Supplements Market Size, by Enzyme Composition, 2017-2032 (USD Thousand) 328
Table 515. Spain Digestive Enzyme Supplements Market Size, by Complementary Ingredients, 2017-2032 (USD Thousand) 329
Table 516. Spain Digestive Enzyme Supplements Market Size, by Release Design, 2017-2032 (USD Thousand) 329
Table 517. Spain Digestive Enzyme Supplements Market Size, by Digestive Use, 2017-2032 (USD Thousand) 329
Table 518. Spain Digestive Enzyme Supplements Market Size, by Carbohydrate Digestion, 2017-2032 (USD Thousand) 330
Table 519. Spain Digestive Enzyme Supplements Market Size, by Protein Digestion, 2017-2032 (USD Thousand) 330
Table 520. Spain Digestive Enzyme Supplements Market Size, by Consumer Age Group, 2017-2032 (USD Thousand) 330
Table 521. Spain Digestive Enzyme Supplements Market Size, by Oral Dosage Form, 2017-2032 (USD Thousand) 330
Table 522. Spain Digestive Enzyme Supplements Market Size, by Tablets & Lozenges, 2017-2032 (USD Thousand) 331
Table 523. Spain Digestive Enzyme Supplements Market Size, by Seller Channel, 2017-2032 (USD Thousand) 331
Table 524. Spain Digestive Enzyme Supplements Market Size, by Purchase Mode, 2017-2032 (USD Thousand) 331
Table 525. Spain Digestive Enzyme Supplements Market Size, by Enzyme Source, 2017-2032 (USD Thousand) 332
Table 526. Spain Digestive Enzyme Supplements Market Size, by Regulatory Product Class, 2017-2032 (USD Thousand) 332
Table 527. Canada Digestive Enzyme Supplements Market Size, 2017-2032 (USD Thousand) 332
Table 528. Canada Digestive Enzyme Supplements Market Size, by Enzyme Composition, 2017-2032 (USD Thousand) 332
Table 529. Canada Digestive Enzyme Supplements Market Size, by Complementary Ingredients, 2017-2032 (USD Thousand) 333
Table 530. Canada Digestive Enzyme Supplements Market Size, by Release Design, 2017-2032 (USD Thousand) 333
Table 531. Canada Digestive Enzyme Supplements Market Size, by Digestive Use, 2017-2032 (USD Thousand) 333
Table 532. Canada Digestive Enzyme Supplements Market Size, by Carbohydrate Digestion, 2017-2032 (USD Thousand) 334
Table 533. Canada Digestive Enzyme Supplements Market Size, by Protein Digestion, 2017-2032 (USD Thousand) 334
Table 534. Canada Digestive Enzyme Supplements Market Size, by Consumer Age Group, 2017-2032 (USD Thousand) 334
Table 535. Canada Digestive Enzyme Supplements Market Size, by Oral Dosage Form, 2017-2032 (USD Thousand) 334
Table 536. Canada Digestive Enzyme Supplements Market Size, by Tablets & Lozenges, 2017-2032 (USD Thousand) 335

Table 537. Canada Digestive Enzyme Supplements Market Size, by Seller Channel, 2017-2032 (USD Thousand) 335
Table 538. Canada Digestive Enzyme Supplements Market Size, by Purchase Mode, 2017-2032 (USD Thousand) 335
Table 539. Canada Digestive Enzyme Supplements Market Size, by Enzyme Source, 2017-2032 (USD Thousand) 336
Table 540. Canada Digestive Enzyme Supplements Market Size, by Regulatory Product Class, 2017-2032 (USD Thousand) 336
Table 541. Mexico Digestive Enzyme Supplements Market Size, 2017-2032 (USD Thousand) 336
Table 542. Mexico Digestive Enzyme Supplements Market Size, by Enzyme Composition, 2017-2032 (USD Thousand) 336
Table 543. Mexico Digestive Enzyme Supplements Market Size, by Complementary Ingredients, 2017-2032 (USD Thousand) 337
Table 544. Mexico Digestive Enzyme Supplements Market Size, by Release Design, 2017-2032 (USD Thousand) 337
Table 545. Mexico Digestive Enzyme Supplements Market Size, by Digestive Use, 2017-2032 (USD Thousand) 337
Table 546. Mexico Digestive Enzyme Supplements Market Size, by Carbohydrate Digestion, 2017-2032 (USD Thousand) 338
Table 547. Mexico Digestive Enzyme Supplements Market Size, by Protein Digestion, 2017-2032 (USD Thousand) 338
Table 548. Mexico Digestive Enzyme Supplements Market Size, by Consumer Age Group, 2017-2032 (USD Thousand) 338
Table 549. Mexico Digestive Enzyme Supplements Market Size, by Oral Dosage Form, 2017-2032 (USD Thousand) 338
Table 550. Mexico Digestive Enzyme Supplements Market Size, by Tablets & Lozenges, 2017-2032 (USD Thousand) 339
Table 551. Mexico Digestive Enzyme Supplements Market Size, by Seller Channel, 2017-2032 (USD Thousand) 339
Table 552. Mexico Digestive Enzyme Supplements Market Size, by Purchase Mode, 2017-2032 (USD Thousand) 339
Table 553. Mexico Digestive Enzyme Supplements Market Size, by Enzyme Source, 2017-2032 (USD Thousand) 340
Table 554. Mexico Digestive Enzyme Supplements Market Size, by Regulatory Product Class, 2017-2032 (USD Thousand) 340
Table 555. Australia Digestive Enzyme Supplements Market Size, 2017-2032 (USD Thousand) 340
Table 556. Australia Digestive Enzyme Supplements Market Size, by Enzyme Composition, 2017-2032 (USD Thousand) 340
Table 557. Australia Digestive Enzyme Supplements Market Size, by Complementary Ingredients, 2017-2032 (USD Thousand) 341
Table 558. Australia Digestive Enzyme Supplements Market Size, by Release Design, 2017-2032 (USD Thousand) 341
Table 559. Australia Digestive Enzyme Supplements Market Size, by Digestive Use, 2017-2032 (USD Thousand) 341

Table 560. Australia Digestive Enzyme Supplements Market Size, by Carbohydrate Digestion, 2017-2032 (USD Thousand) 342
Table 561. Australia Digestive Enzyme Supplements Market Size, by Protein Digestion, 2017-2032 (USD Thousand) 342
Table 562. Australia Digestive Enzyme Supplements Market Size, by Consumer Age Group, 2017-2032 (USD Thousand) 342
Table 563. Australia Digestive Enzyme Supplements Market Size, by Oral Dosage Form, 2017-2032 (USD Thousand) 342
Table 564. Australia Digestive Enzyme Supplements Market Size, by Tablets & Lozenges, 2017-2032 (USD Thousand) 343
Table 565. Australia Digestive Enzyme Supplements Market Size, by Seller Channel, 2017-2032 (USD Thousand) 343
Table 566. Australia Digestive Enzyme Supplements Market Size, by Purchase Mode, 2017-2032 (USD Thousand) 343
Table 567. Australia Digestive Enzyme Supplements Market Size, by Enzyme Source, 2017-2032 (USD Thousand) 344
Table 568. Australia Digestive Enzyme Supplements Market Size, by Regulatory Product Class, 2017-2032 (USD Thousand) 344
Table 569. Global Digestive Enzyme Supplements Market Share, by Key Player, 2025 346
Table 570. Global Digestive Enzyme Supplements Market, Companies Covered 375
Table 571. Global Digestive Enzyme Supplements Market, Key Experts 404

Contributors

Meet the Experts

Our reports are shaped by experienced analysts and industry specialists whose expertise ensures every insight is backed by rigorous research, deep industry knowledge, and thorough validation.

Shikha Sachan

Chief Executive Officer

A transformational leader with a strong focus on integrating new technology frameworks into market research. She focuses on reshaping business models in line with evolving technologies and geopolitical shifts, while actively engaging with decision-makers and experts to deliver trustworthy insights, strategic clarity, and lasting business value.

Poonam Kote

Chief Innovation Officer

Brings strong expertise in market intelligence, innovation, and business strategy, leading research initiatives that uncover opportunities and drive business growth. Expertise in market trends, consumer behavior, competitive landscapes, and emerging technologies supports informed decision-making and strategic growth in evolving markets.

Soumya Biradar

Research Analyst

Focuses on market sizing, forecasting, and data validation using structured research methodologies. Evaluates market performance, identifies growth opportunities, and delivers reliable insights that strengthen business and investment strategies.

360iResearch

Founded in 2017, 360iResearch is a market research and business consulting company headquartered in India, with clients and focus markets spanning the globe.

We are a dynamic, nimble company that believes in carving ambitious, purposeful goals and achieving them with the backing of our greatest asset - our people.

Quick on our feet, we have our ear to the ground when it comes to market intelligence and volatility. Our market intelligence is diligent, real-time and tailored to your needs, and arms you with all the insight that empowers strategic decision-making.

Our clientele encompasses about 80% of the Fortune Global 500, and leading consulting and research companies and academic institutions that rely on our expertise in compiling data in niche markets. Our meta-insights are intelligent, impactful and infinite, and translate into actionable data that support your quest for enhanced profitability, tapping into niche markets, and exploring new revenue opportunities.

Global Information | RESEARCH AND MARKETS THE WORLD'S LARGEST MARKET RESEARCH STORE | Market Research.com

© 360iResearch 2026

All Rights Reserved. This document contains highly confidential information and is the sole property of 360iResearch. No part of it may be circulated, copied, quoted, or otherwise reproduced without the written approval of 360iResearch.